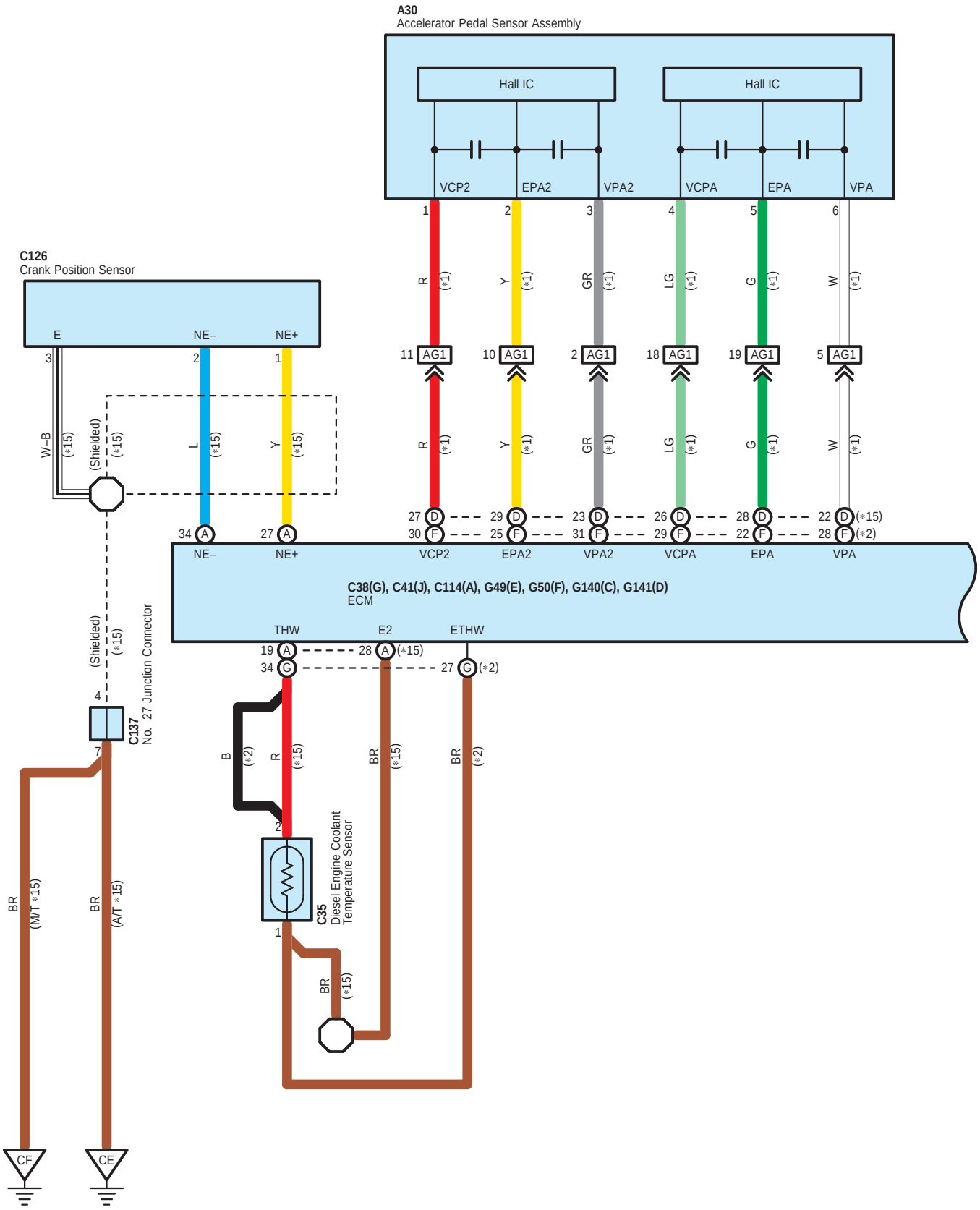
A30
Accelerator Pedal Sensor Assembly
Hall IC
Hall IC
VCP2
EPA2
VPA2
VCPA
EPA
VPA
C126
Crank Position Sensor
E
NE–
NE+
AG1
C38(G), C41(J), C114(A), G49(E), G50(F), G140(C), G141(D)
ECM
THW
E2
ETHW
C137
No. 27 Junction Connector
C35
Diesel Engine Coolant Temperature Sensor
CF
CE

∗ 1 : 1GD–FTV, 2GD–FTV, 1KD–FTV
∗ 2 : 1GD–FTV, 2GD–FTV
∗15 : 1KD–FTV
∗16 : 1KD–FTV A/T

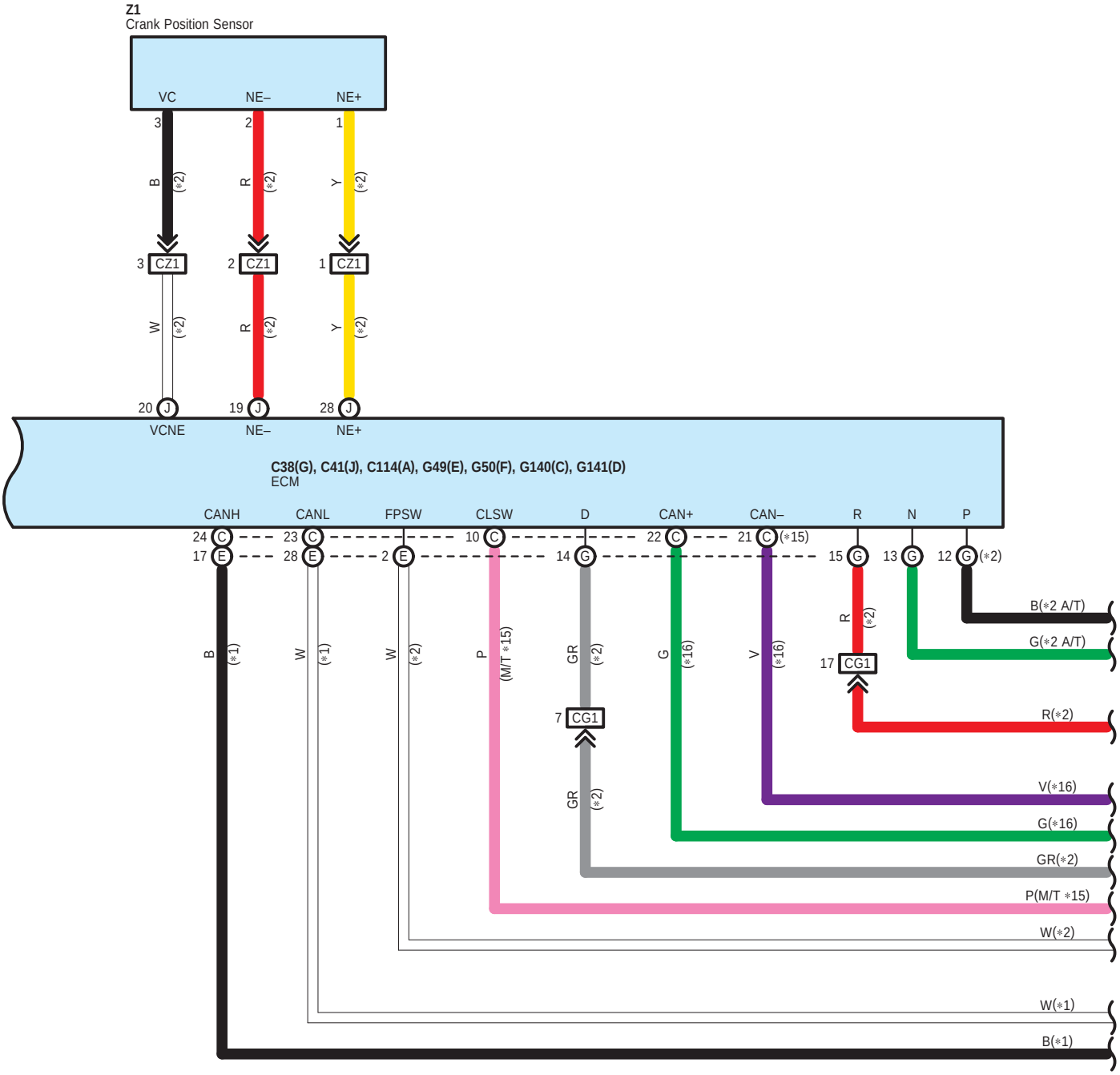

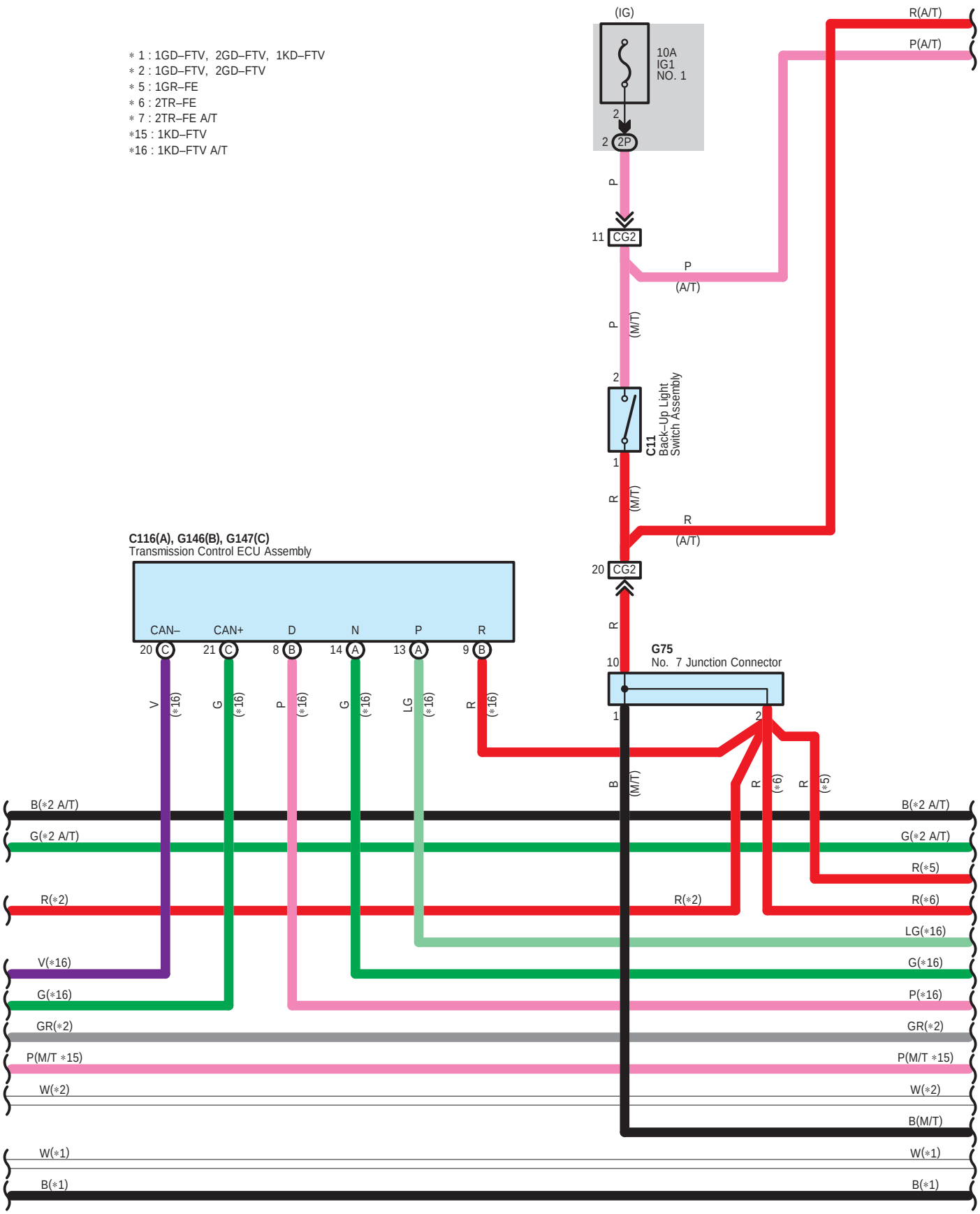
∗ 1 : 1GD–FTV, 2GD–FTV, 1KD–FTV
∗ 2 : 1GD–FTV, 2GD–FTV
∗ 5 : 1GR–FE
∗ 6 : 2TR–FE
∗ 7 : 2TR–FE A/T
∗15 : 1KD–FTV
∗16 : 1KD–FTV A/T
(IG)
10A
IG1
NO. 1
2
2 2P
P
11 CG2
P
(A/T)
P (M/T)
2
C11
Back–Up Light
Switch Assembly
1
R (M/T)
R
(A/T)
20 CG2
R
C116(A), G146(B), G147(C)
Transmission Control ECU Assembly
CAN–
CAN+
D
N
P
R
20 C
21 C
8 B
14 A
13 A
9 B
V (∗16)
G (∗16)
P (∗16)
G (∗16)
LG (∗16)
R (∗16)
G75
No. 7 Junction Connector
10
1
2
B (M/T)
R (∗6)
R (∗5)
R(A/T)
P(A/T)
B(∗2 A/T)
G(∗2 A/T)
R(∗2)
V(∗16)
G(∗16)
GR(∗2)
P(M/T ∗15)
W(∗2)
W(∗1)
B(∗1)
R(∗2)
R(∗5)
R(∗6)
LG(∗16)
G(∗16)
P(∗16)
GR(∗2)
P(M/T ∗15)
W(∗2)
B(M/T)
W(∗1)
B(∗1)

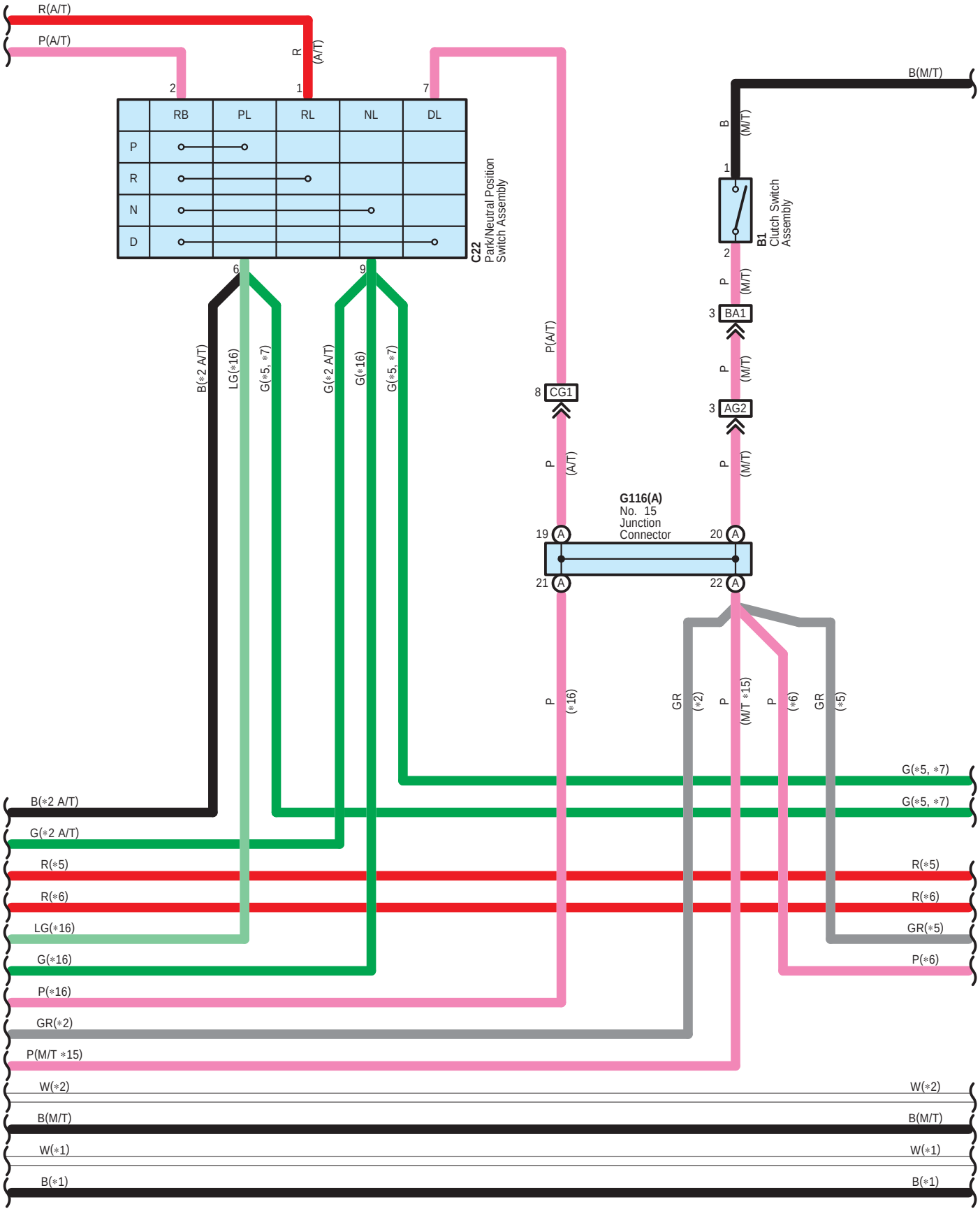
R(A/T)
P(A/T)
R (A/T)
2
1
7
RB
PL
RL
NL
DL
P
R
N
D
C22
Park/Neutral Position
Switch Assembly
6
9
B(∗2 A/T)
LG(∗16)
G(∗5, ∗7)
G(∗2 A/T)
G(∗16)
G(∗5, ∗7)
P(A/T)
8
CG1
P (A/T)
B(M/T)
B (M/T)
1
B1
Clutch Switch
Assembly
2
P (M/T)
3
BA1
P (M/T)
3
AG2
P (M/T)
G116(A)
No. 15
Junction
Connector
19
20
21
22
A
P (∗16)
GR (∗2)
P (M/T ∗15)
P (∗6)
GR (∗5)
G(∗5, ∗7)
B(∗2 A/T)
G(∗5, ∗7)
G(∗2 A/T)
R(∗5)
R(∗5)
R(∗6)
R(∗6)
LG(∗16)
GR(∗5)
G(∗16)
P(∗6)
P(∗16)
GR(∗2)
P(M/T ∗15)
W(∗2)
W(∗2)
B(M/T)
B(M/T)
W(∗1)
W(∗1)
B(∗1)
B(∗1)

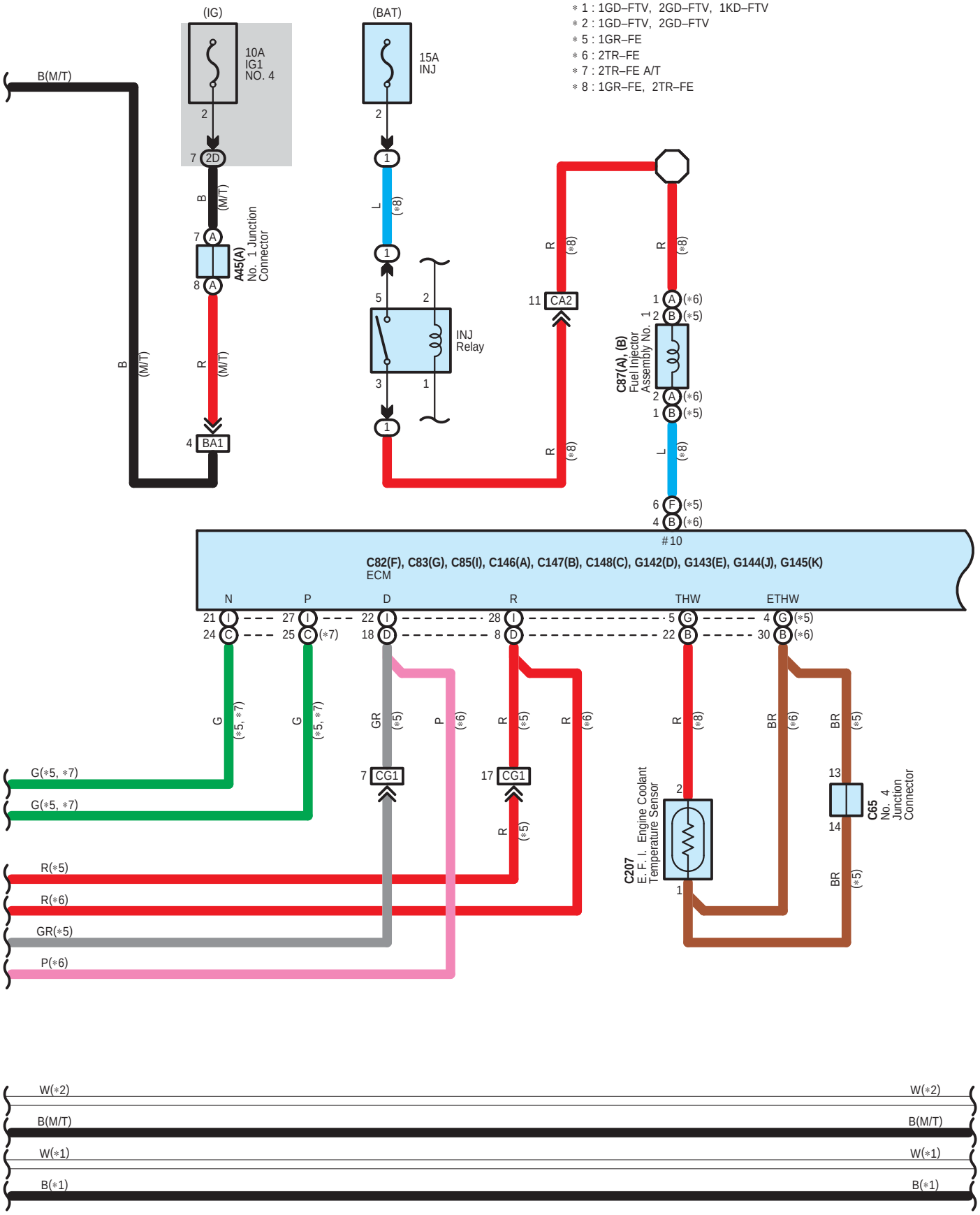
(IG)
10A
IG1
NO. 4
(BAT)
15A
INJ
∗1 : 1GD–FTV, 2GD–FTV, 1KD–FTV
∗2 : 1GD–FTV, 2GD–FTV
∗5 : 1GR–FE
∗6 : 2TR–FE
∗7 : 2TR–FE A/T
∗8 : 1GR–FE, 2TR–FE
B(M/T)
A45(A)
No. 1 Junction Connector
INJ
Relay
CA2
BA1
C87(A), (B)
Fuel Injector Assembly No. 1
#10
C82(F), C83(G), C85(I), C146(A), C147(B), C148(C), G142(D), G143(E), G144(J), G145(K)
ECM
N
P
D
R
THW
ETHW
CG1
C207
E. F. I. Engine Coolant Temperature Sensor
C65
No. 4 Junction Connector
G(∗5, ∗7)
R(∗5)
R(∗6)
GR(∗5)
P(∗6)
W(∗2)
B(M/T)
W(∗1)
B(∗1)

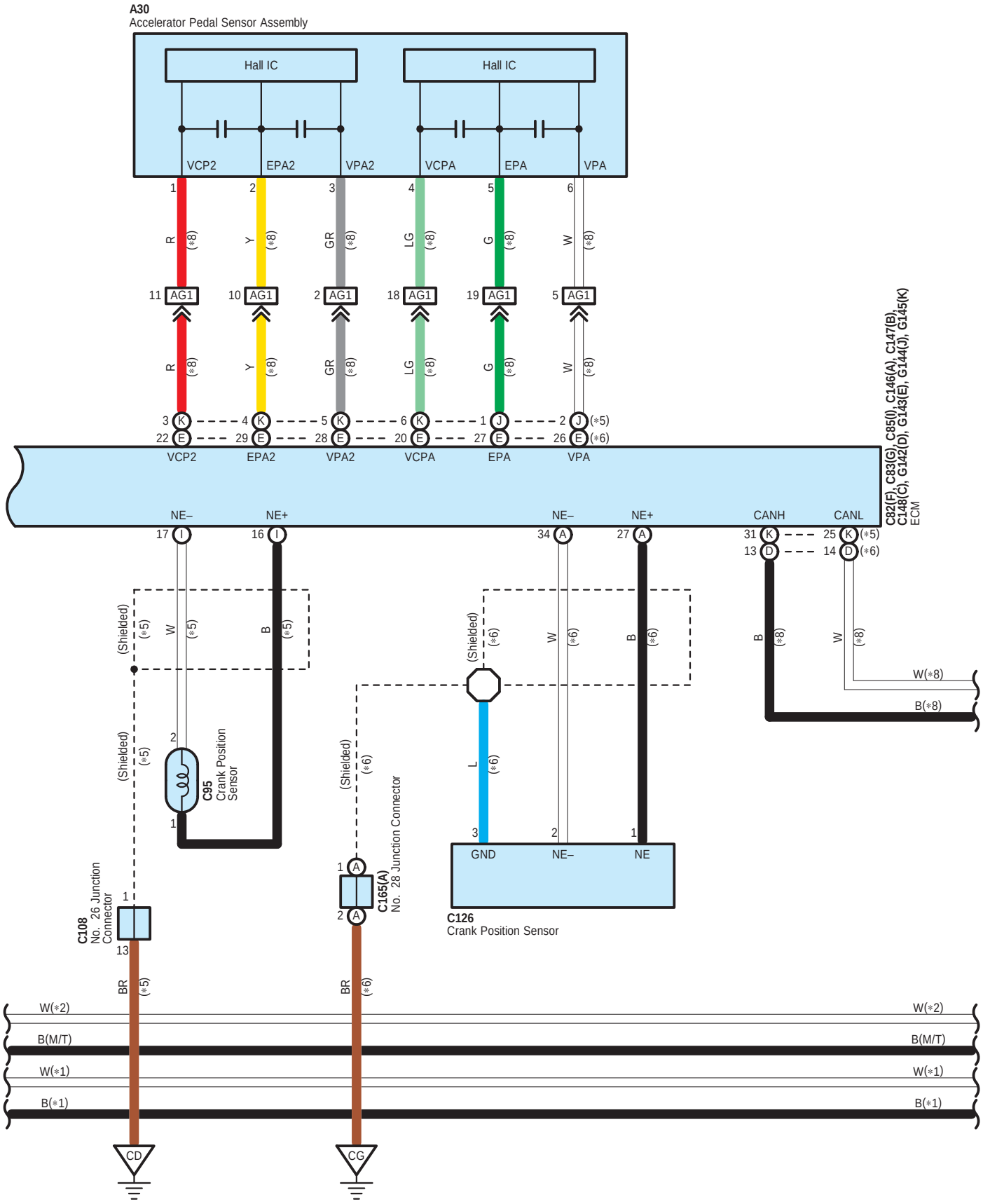
A30
Accelerator Pedal Sensor Assembly
Hall IC
Hall IC
VCP2
EPA2
VPA2
VCPA
EPA
VPA
AG1
C82(F), C83(G), C85(I), C146(A), C147(B),
C148(C), G142(D), G143(E), G144(J), G145(K)
ECM
NE–
NE+
CANH
CANL
(Shielded)
C95
Crank Position Sensor
C108
No. 26 Junction Connector
C165(A)
No. 28 Junction Connector
C126
Crank Position Sensor
GND
NE
W(∗8)
B(∗8)
W(∗2)
B(M/T)
W(∗1)
B(∗1)
CD
CG

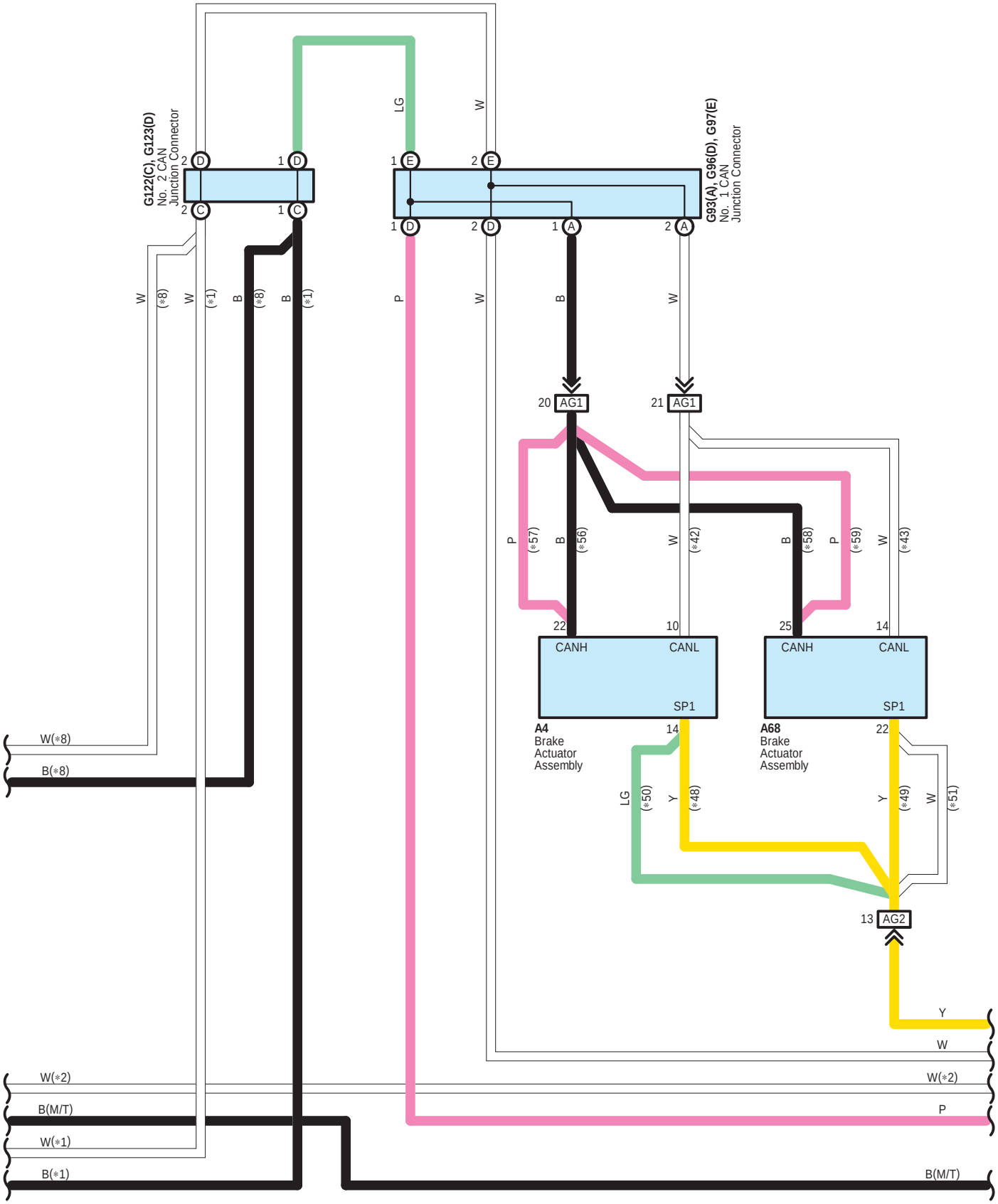
G122(C), G123(D)
No. 2 CAN
Junction Connector
G93(A), G96(D), G97(E)
No. 1 CAN
Junction Connector
LG
W
W
(*8)
W
(*1)
B
(*8)
B
(*1)
P
W
B
W
20 AG1
21 AG1
P
(*57)
B
(*56)
W
(*42)
B
(*58)
P
(*59)
W
(*43)
22
10
25
14
CANH
CANL
SP1
CANH
CANL
SP1
A4
Brake
Actuator
Assembly
A68
Brake
Actuator
Assembly
14
22
LG
(*50)
Y
(*48)
Y
(*49)
W
(*51)
13 AG2
Y
W
W(*8)
B(*8)
W(*2)
B(M/T)
W(*1)
B(*1)
W(*2)
P
B(M/T)

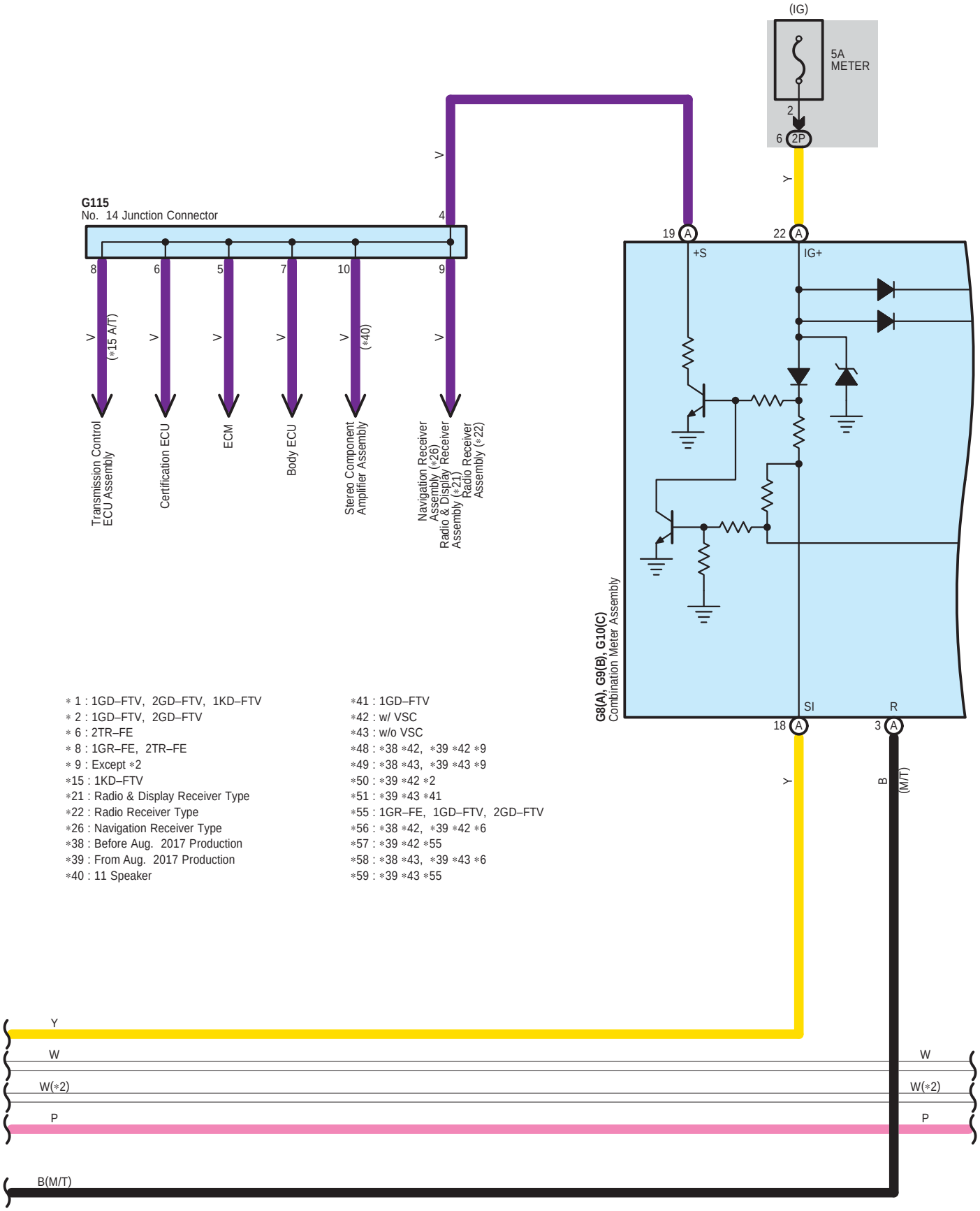


∗ 1 : 1GD–FTV, 2GD–FTV, 1KD–FTV
∗ 2 : 1GD–FTV, 2GD–FTV
∗ 6 : 2TR–FE
∗ 8 : 1GR–FE, 2TR–FE
∗ 9 : Except ∗2
∗15 : 1KD–FTV
∗21 : Radio & Display Receiver Type
∗22 : Radio Receiver Type
∗26 : Navigation Receiver Type
∗38 : Before Aug. 2017 Production
∗39 : From Aug. 2017 Production
∗40 : 11 Speaker

∗41 : 1GD–FTV
∗42 : w/ VSC
∗43 : w/o VSC
∗48 : ∗38 ∗42, ∗39 ∗42 ∗9
∗49 : ∗38 ∗43, ∗39 ∗43 ∗9
∗50 : ∗39 ∗42 ∗2
∗51 : ∗39 ∗43 ∗41
∗55 : 1GR–FE, 1GD–FTV, 2GD–FTV
∗56 : ∗38 ∗42, ∗39 ∗42 ∗6
∗57 : ∗39 ∗42 ∗55
∗58 : ∗38 ∗43, ∗39 ∗43 ∗6
∗59 : ∗39 ∗43 ∗55

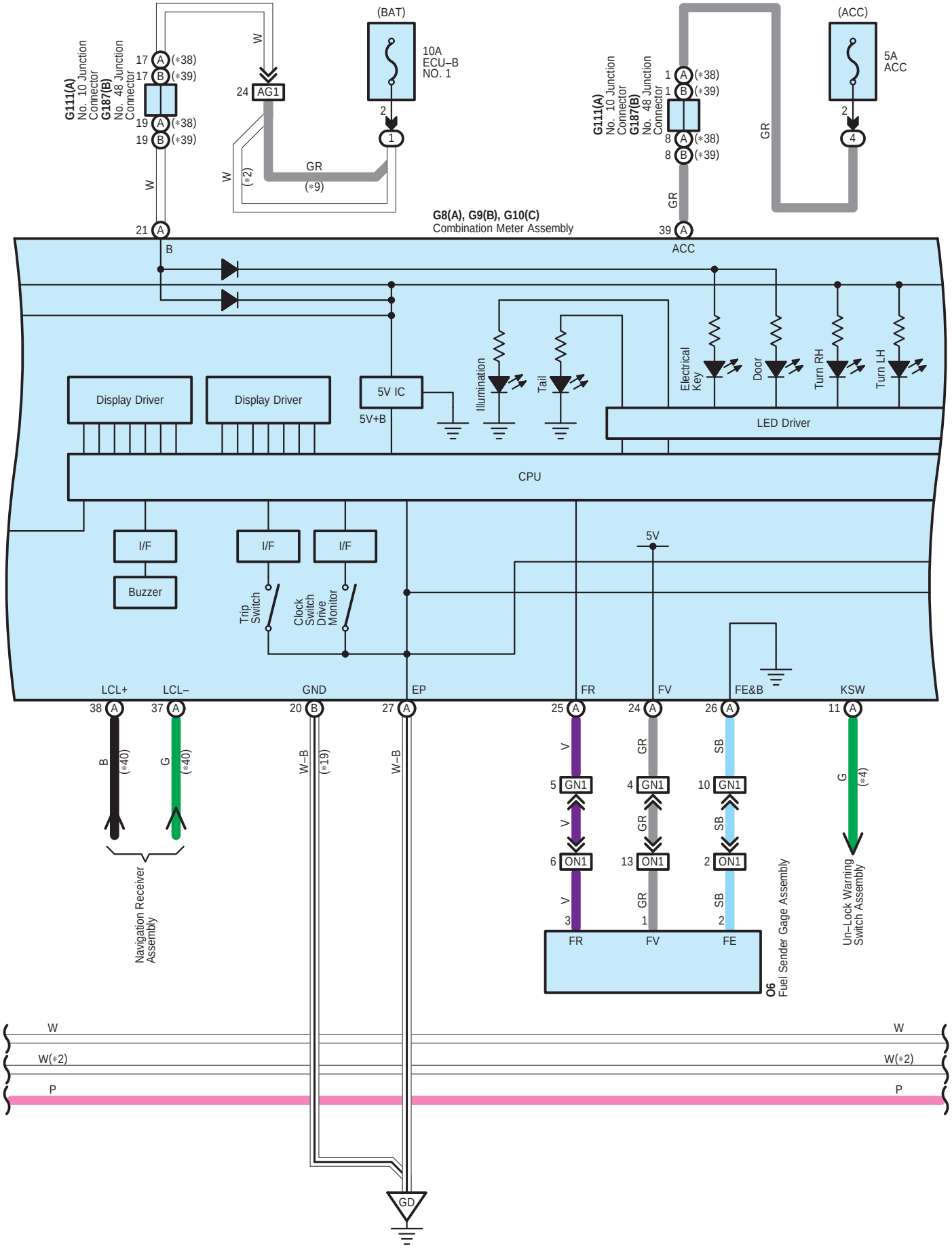
(BAT)
10A
ECU–B
NO. 1
(ACC)
5A
ACC
G111(A)
No. 10 Junction
Connector
G187(B)
No. 48 Junction
Connector
17 A (*38)
17 B (*39)
19 A (*38)
19 B (*39)
24 AG1
W
GR
(*9)
(*2)
21 A
B
1 A (*38)
1 B (*39)
8 A (*38)
8 B (*39)
39 A
ACC
G8(A), G9(B), G10(C)
Combination Meter Assembly
Display Driver
Display Driver
5V IC
5V+B
Illumination
Tail
Electrical Key
Door
Turn RH
Turn LH
LED Driver
CPU
I/F
I/F
I/F
Buzzer
Trip Switch
Clock Switch Drive Monitor
5V
LCL+
LCL–
GND
EP
FR
FV
FE&B
KSW
38 A
37 A
20 B
27 A
25 A
24 A
26 A
11 A
B
(*40)
G
(*40)
W–B
(*19)
W–B
V
GR
SB
G
(*4)
5 GN1
4 GN1
10 GN1
6 ON1
13 ON1
2 ON1
3
1
2
FR
FV
FE
Navigation Receiver Assembly
O6
Fuel Sender Gage Assembly
Un–Lock Warning Switch Assembly
W
W(*2)
P
GD

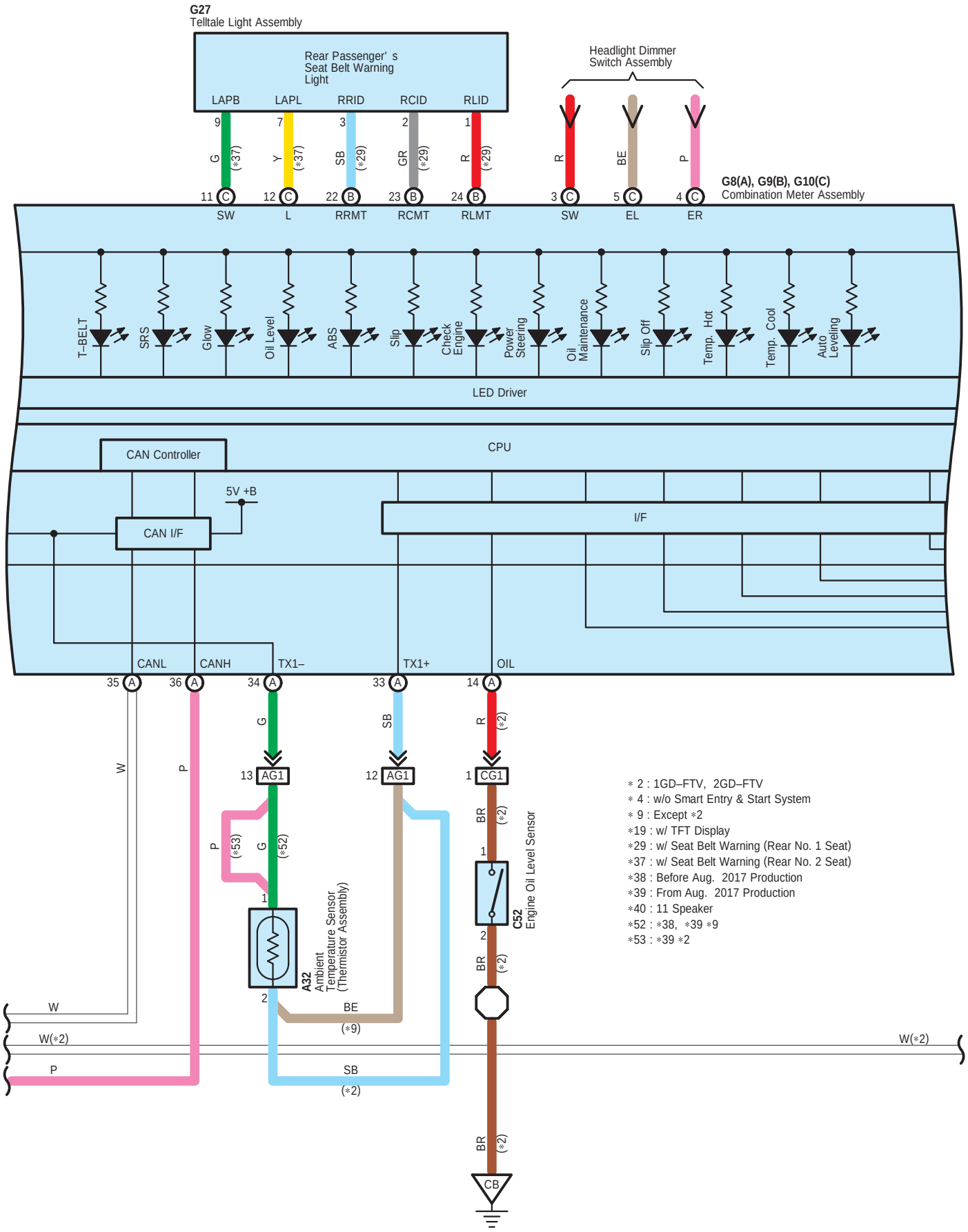
G27
Telltale Light Assembly
Rear Passenger' s Seat Belt Warning Light
LAPB
LAPL
RRID
RCID
RLID
Headlight Dimmer Switch Assembly
G8(A), G9(B), G10(C)
Combination Meter Assembly
SW
L
RRMT
RCMT
RLMT
SW
EL
ER
T-BELT
SRS
Glow
Oil Level
ABS
Slip
Check Engine
Power Steering
Oil Maintenance
Slip Off
Temp. Hot
Temp. Cool
Auto Leveling
LED Driver
CPU
CAN Controller
5V +B
CAN I/F
I/F
CANL
CANH
TX1–
TX1+
OIL
AG1
CG1
A32
Ambient Temperature Sensor (Thermistor Assembly)
C52
Engine Oil Level Sensor
CB
∗ 2 : 1GD–FTV, 2GD–FTV
∗ 4 : w/o Smart Entry & Start System
∗ 9 : Except ∗2
∗19 : w/ TFT Display
∗29 : w/ Seat Belt Warning (Rear No. 1 Seat)
∗37 : w/ Seat Belt Warning (Rear No. 2 Seat)
∗38 : Before Aug. 2017 Production
∗39 : From Aug. 2017 Production
∗40 : 11 Speaker
∗52 : ∗38, ∗39 ∗9
∗53 : ∗39 ∗2

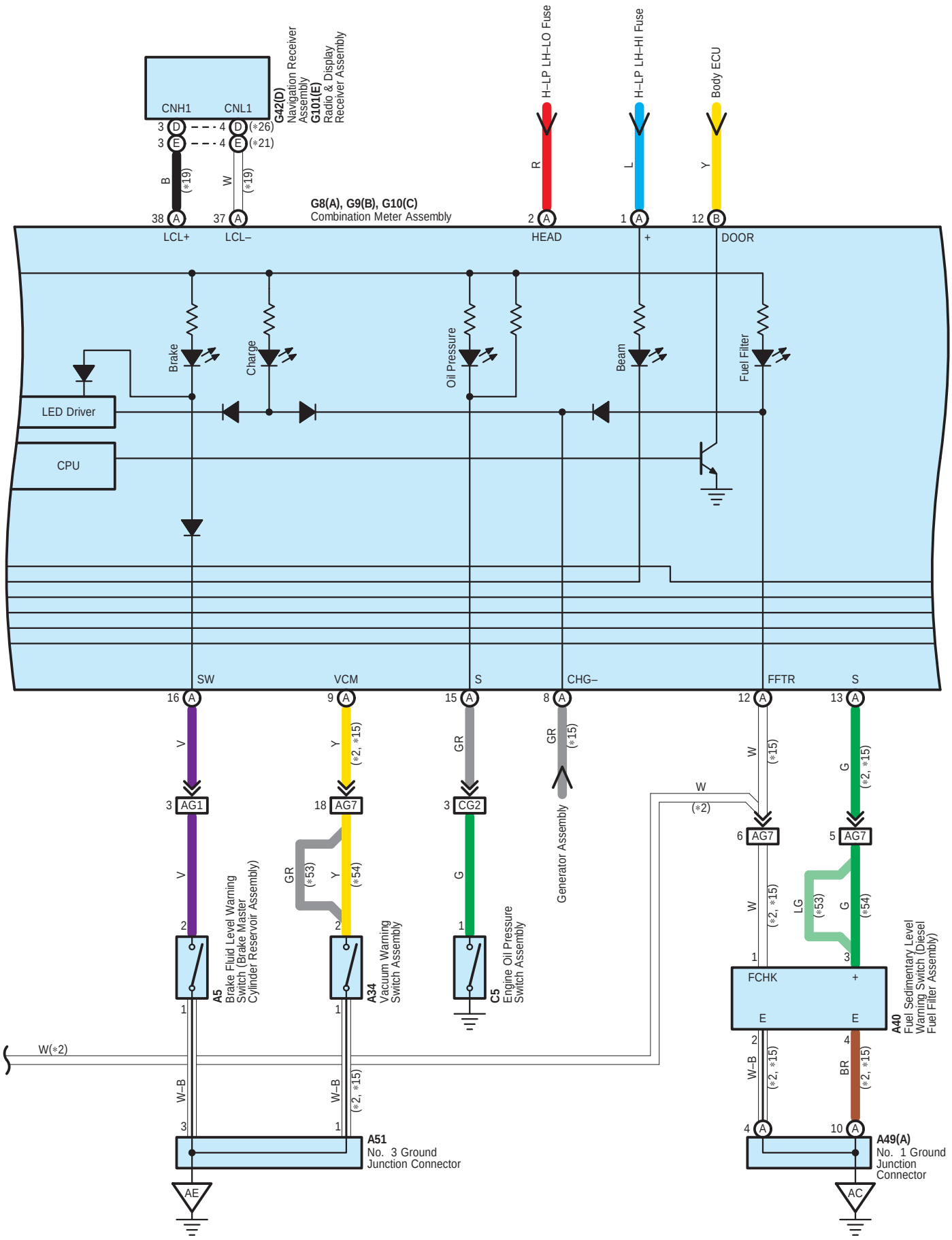
G42(D)
Navigation Receiver Assembly
G101(E)
Radio & Display Receiver Assembly
CNH1
CNL1
3 D 4 D (*26)
3 E 4 E (*21)
B (*19)
W (*19)
H–LP LH–LO Fuse
H–LP LH–HI Fuse
Body ECU
R
L
Y
G8(A), G9(B), G10(C)
Combination Meter Assembly
38 A
37 A
2 A
1 A
12 B
LCL+
LCL–
HEAD
+
DOOR
Brake
Charge
Oil Pressure
Beam
Fuel Filter
LED Driver
CPU
SW
VCM
S
CHG–
FFTR
S
16 A
9 A
15 A
8 A
12 A
13 A
V
Y (*2, *15)
GR
GR (*15)
W (*15)
G (*2, *15)
W (*2)
3 AG1
18 AG7
3 CG2
6 AG7
5 AG7
GR (*53)
Y (*54)
G
Generator Assembly
W (*2, *15)
LG (*53)
G (*54)
A5
Brake Fluid Level Warning Switch (Brake Master Cylinder Reservoir Assembly)
A34
Vacuum Warning Switch Assembly
C5
Engine Oil Pressure Switch Assembly
FCHK
+
E
E
A40
Fuel Sedimentary Level Warning Switch (Diesel Fuel Filter Assembly)
W(*2)
W–B
W–B (*2, *15)
W–B (*2, *15)
BR (*2, *15)
A51
No. 3 Ground Junction Connector
A49(A)
No. 1 Ground Junction Connector
AE
AC

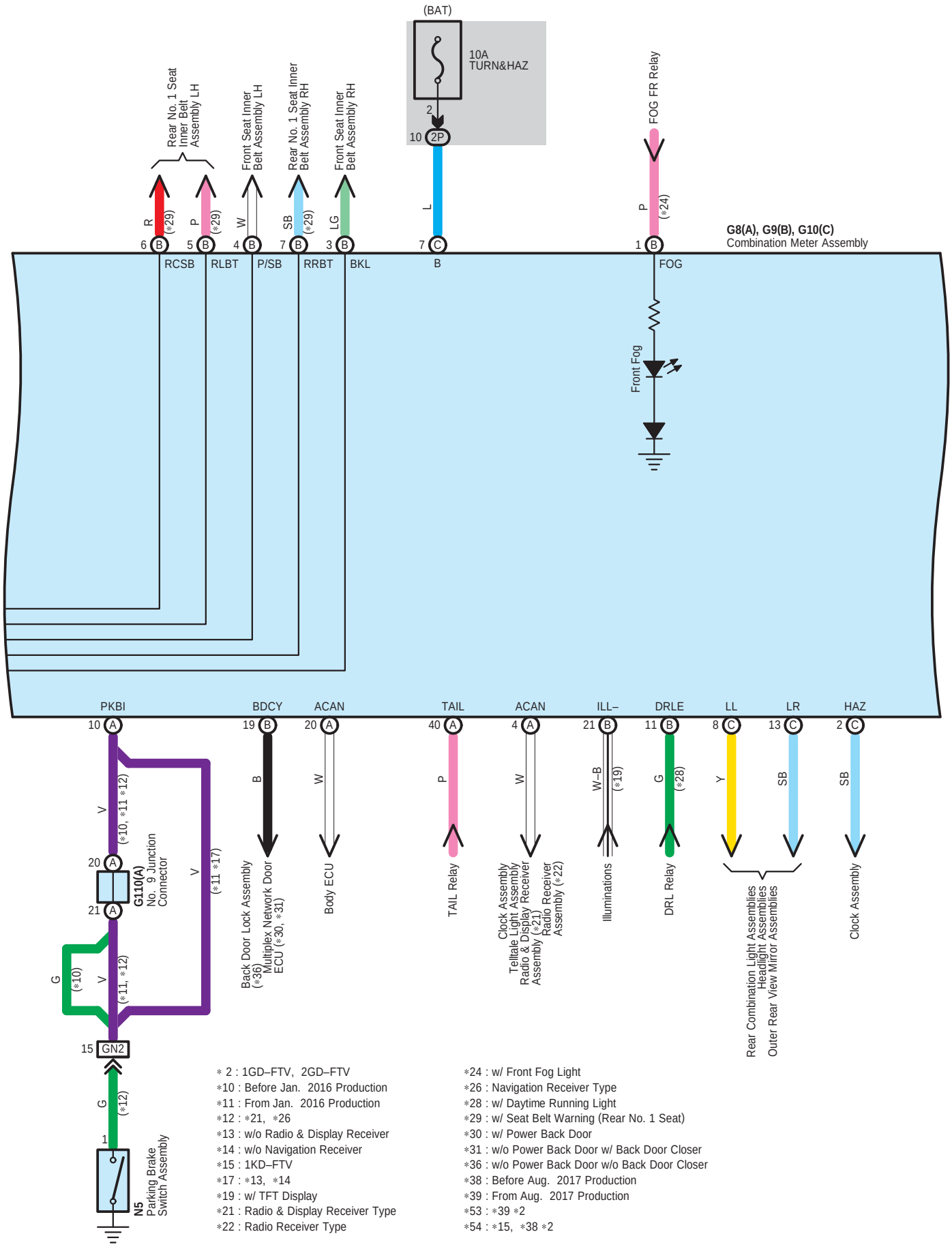


∗ 2 : 1GD–FTV, 2GD–FTV
∗10 : Before Jan. 2016 Production
∗11 : From Jan. 2016 Production
∗12 : ∗21, ∗26
∗13 : w/o Radio & Display Receiver
∗14 : w/o Navigation Receiver
∗15 : 1KD–FTV
∗17 : ∗13, ∗14
∗19 : w/ TFT Display
∗21 : Radio & Display Receiver Type
∗22 : Radio Receiver Type
∗24 : w/ Front Fog Light
∗26 : Navigation Receiver Type
∗28 : w/ Daytime Running Light
∗29 : w/ Seat Belt Warning (Rear No. 1 Seat)
∗30 : w/ Power Back Door
∗31 : w/o Power Back Door w/ Back Door Closer
∗36 : w/o Power Back Door w/o Back Door Closer
∗38 : Before Aug. 2017 Production
∗39 : From Aug. 2017 Production
∗53 : ∗39 ∗2
∗54 : ∗15, ∗38 ∗2

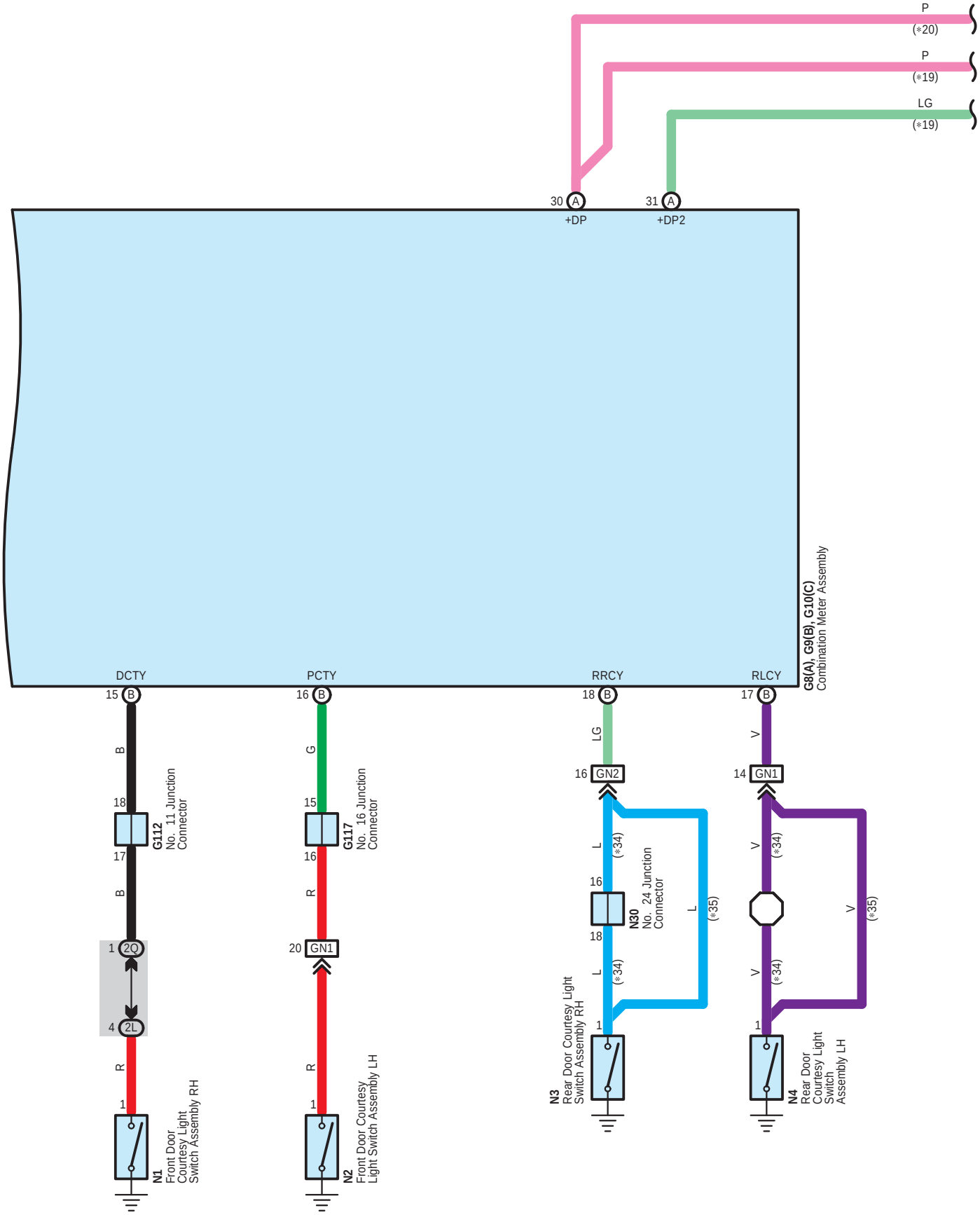
P
(*20)
P
(*19)
LG
(*19)
30 A
+DP
31 A
+DP2
G8(A), G9(B), G10(C)
Combination Meter Assembly
DCTY
15 B
B
18
G112
No. 11 Junction Connector
17
B
1 2Q
4 2L
R
1
N1
Front Door Courtesy Light Switch Assembly RH
PCTY
16 B
G
15
G117
No. 16 Junction Connector
16
R
20 GN1
R
1
N2
Front Door Courtesy Light Switch Assembly LH
RRCY
18 B
LG
16 GN2
L
(*34)
16
N30
No. 24 Junction Connector
18
L
(*35)
L
(*34)
1
N3
Rear Door Courtesy Light Switch Assembly RH
RLCY
17 B
V
14 GN1
V
(*34)
V
(*35)
V
(*34)
1
N4
Rear Door Courtesy Light Switch Assembly LH

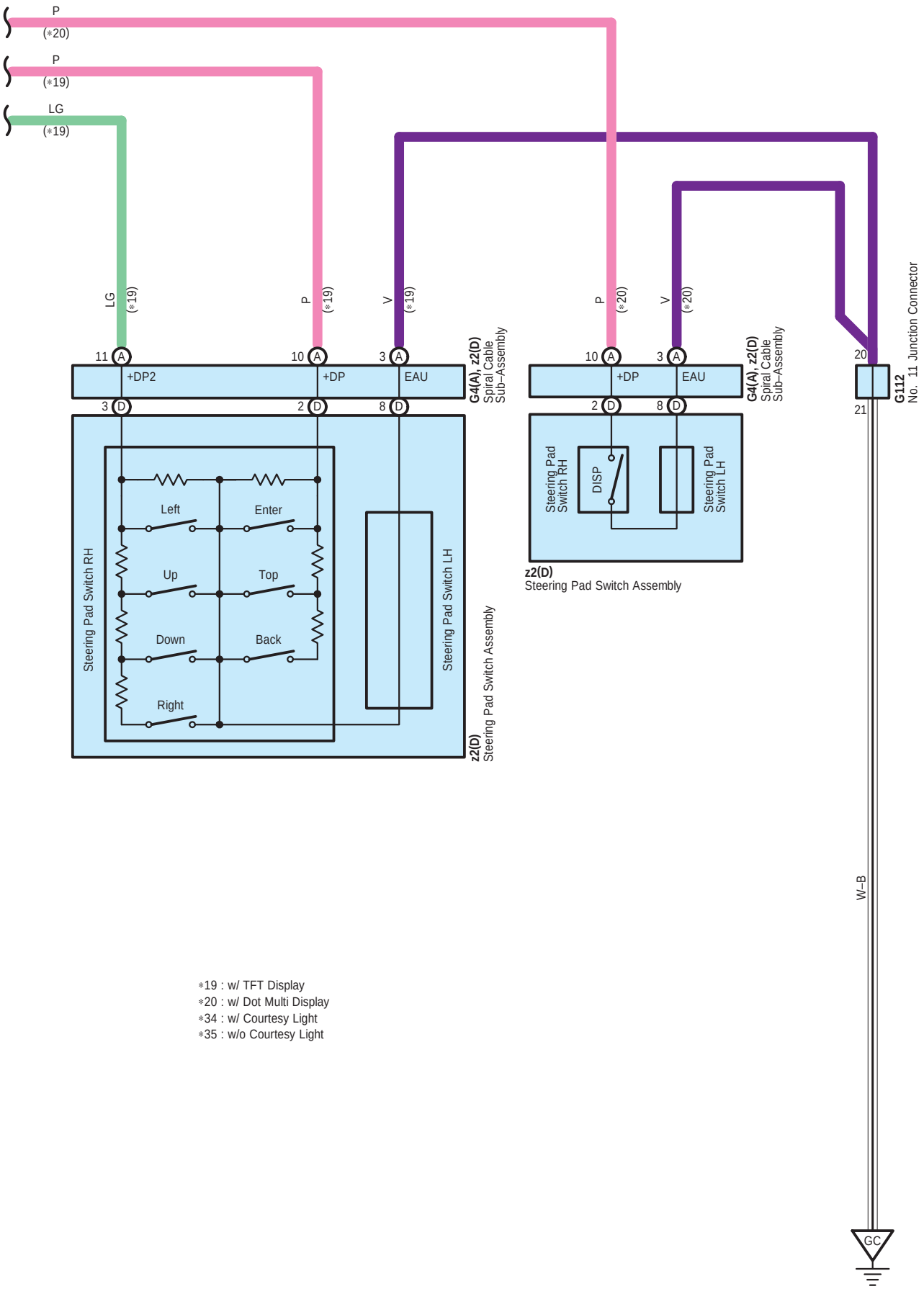


*19 : w/ TFT Display
*20 : w/ Dot Multi Display
*34 : w/ Courtesy Light
*35 : w/o Courtesy Light

A4
Black

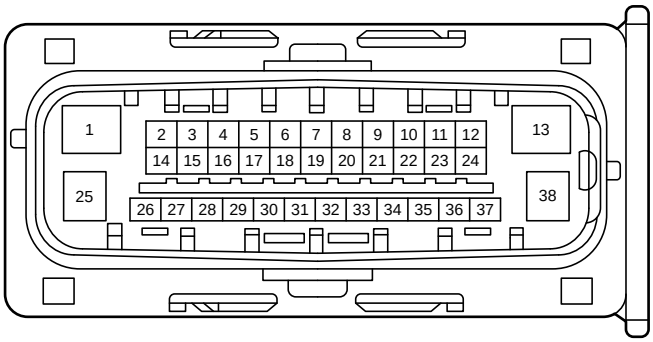


90980-12B01

A5
Gray

90980-11207

A30
Black




90980-12831

A32
Black

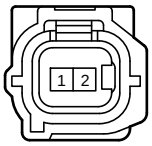


90980-12416

A34
Black

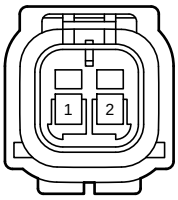


90980-12195

A40
Gray

90980-11292

A45
White

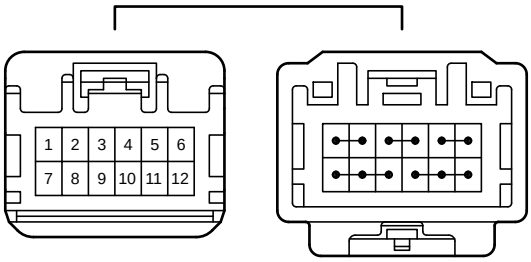


90980-12737

A49
Black

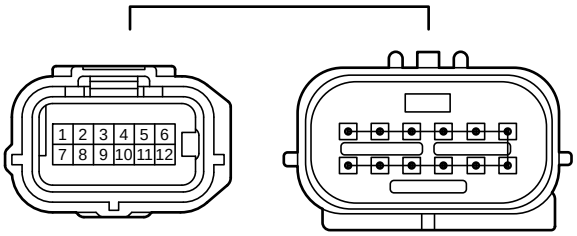


90980-12356

A51
Black

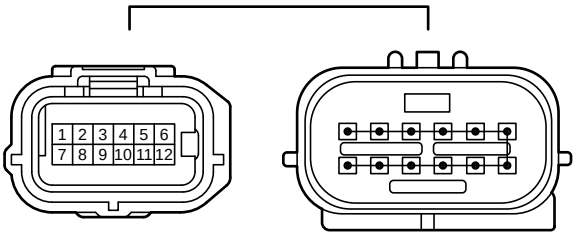


90980-12356

A68
Gray

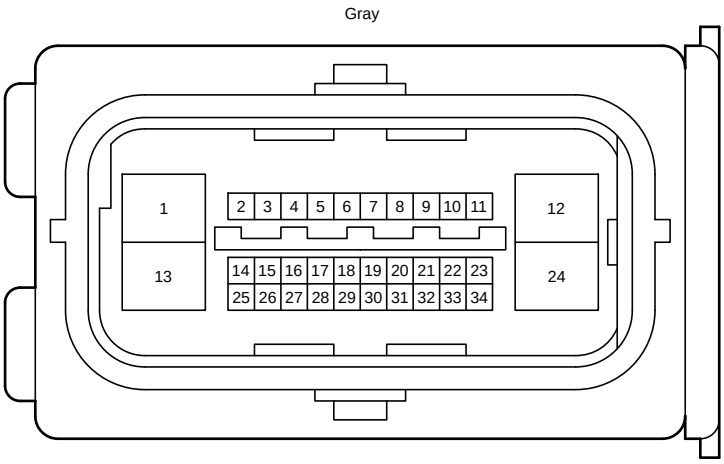


90980-12687

B1
White




90980-10906

C5
Black

90980-11363

C11
Gray

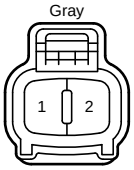


90980-11051

C22
Gray

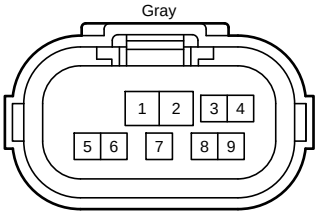


90980-12362

C35
Black

90980-10735

C38
White

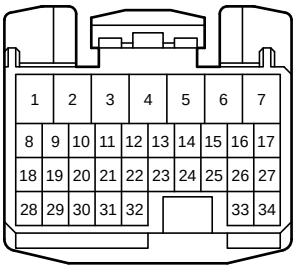


90980-12527

C41
White

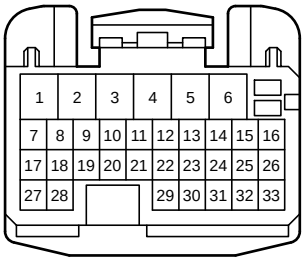


90980-12700

C52
Gray

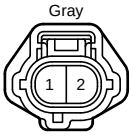


90980-11235

C65
Black

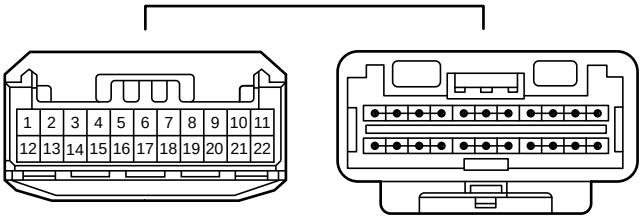


90980-12B54

C82
White

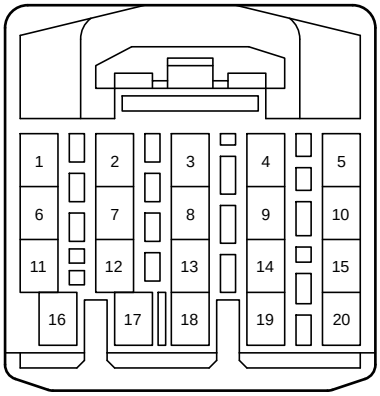


82824-26160

C83
White

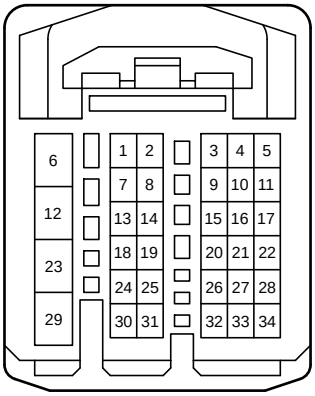


82824-26150

C85
White

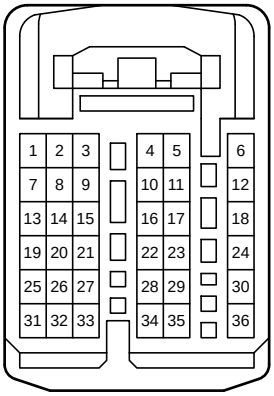


82824-26130

C87
Gray

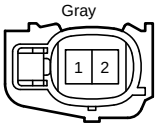


90980-11875
(1GR-FE, 1KD-FTV)

C87
Brown

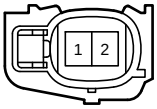


90980-11875
(2TR-FE)

C95
Black

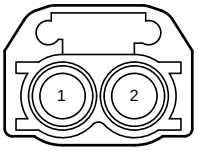


90980-12028

C108
Black

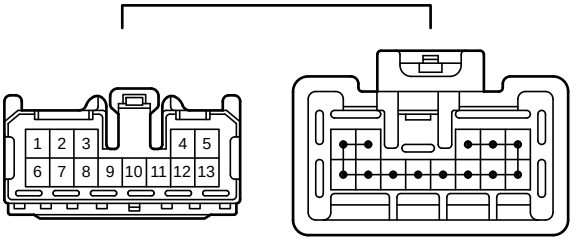


90980-11542

C114
Gray

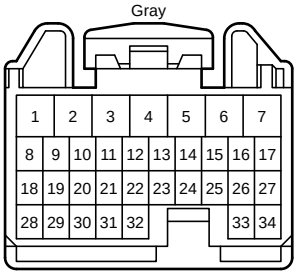


90980-12456

C116
White

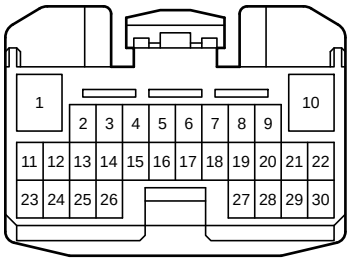


90980-12562

C126
Gray

90980-11016

C137
Black

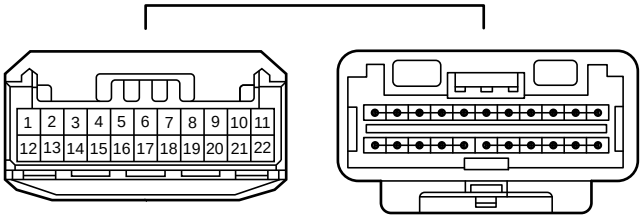


90980-12B54

C146
White

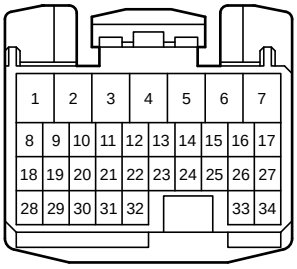


90980-12527

C147
White

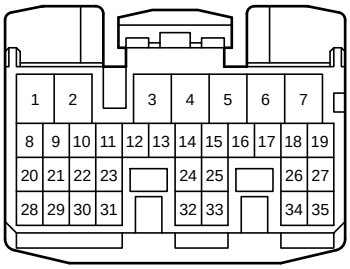


90980-12528

C148
White

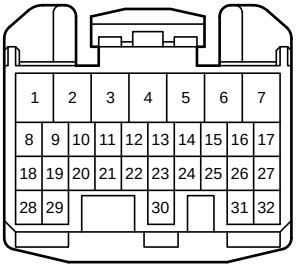


90980-12526

C165
Black

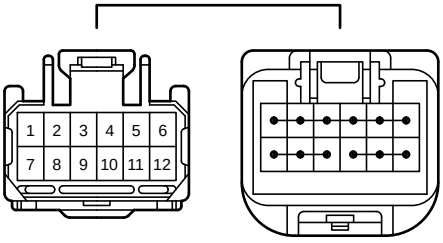


90980-11661

C207
Black

90980-10735

G4
Black

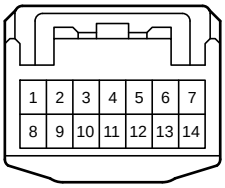


90980-12370

G8
White

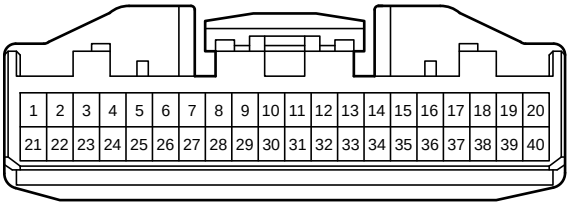


90980-12557

G9
White

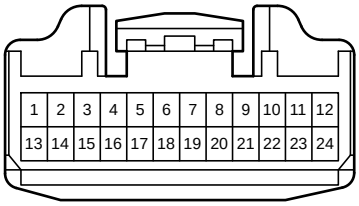


90980-12554

G10
White

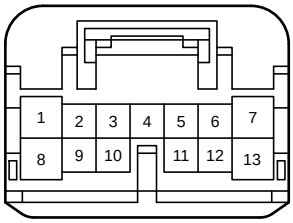


90980-12767

G27
White

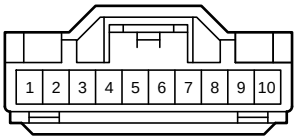


90980-12162

G42
White

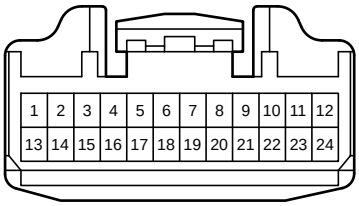


90980-12554

G49
White

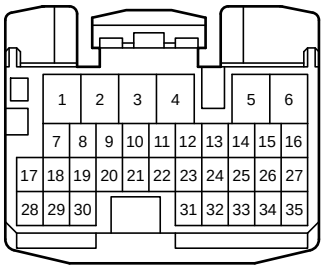


90980-12529

G50
White

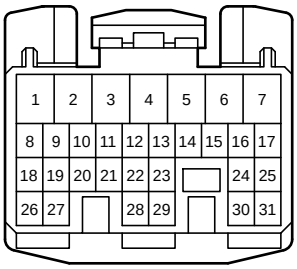


90980-12525

G75
White

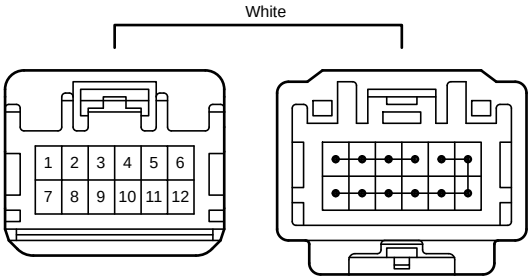


90980-12737

G93
White

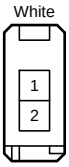


90980-12827

G96
White

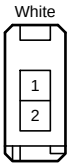


90980-12827

G97
White

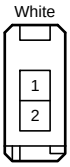


90980-12827

G101
White

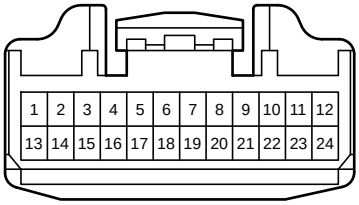


90980-12554

G110
Black

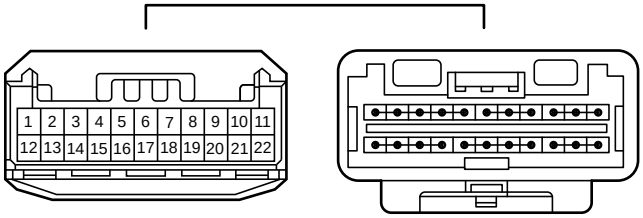


90980-12B54

G111
Black

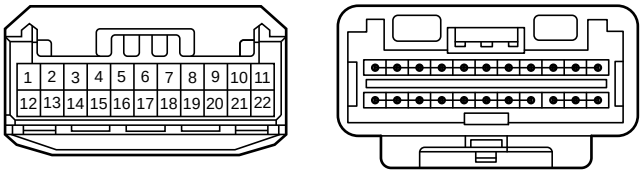


90980-12B54

G112
Black

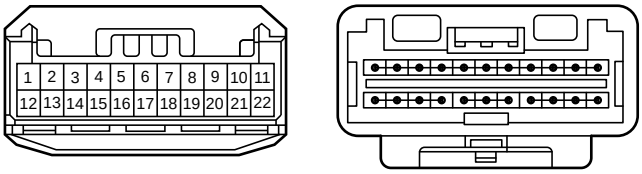


90980-12B54

G115
Black

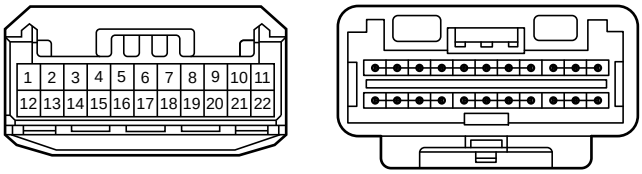


90980-12B54

G116
Black

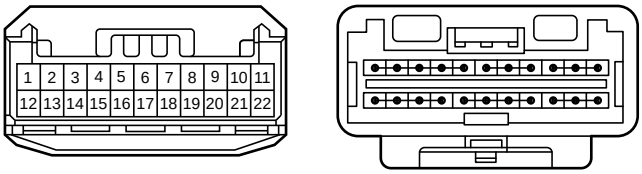


90980-12B54

G117
Black

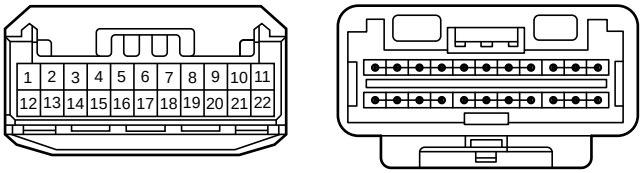


90980-12B54

G122
White

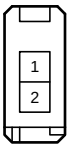


90980-12827

G123
White

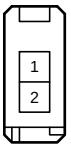


90980-12827

G140
Gray

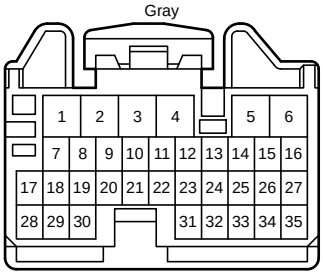


90980-12455

G141
Gray

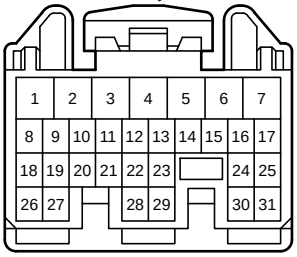


90980-12457

G142
White

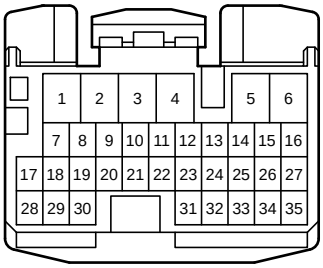


90980-12529

G143
White

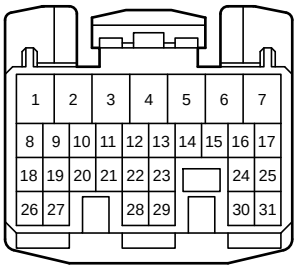


90980-12525

G144
White

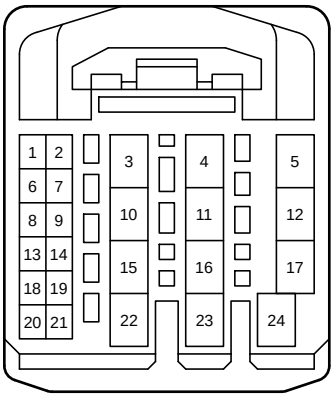


82824-26110

G145
White

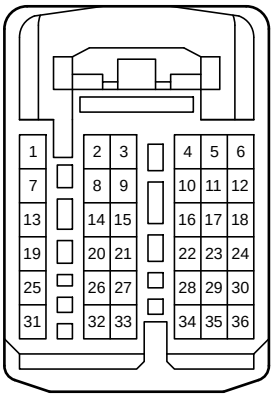


82824-26120

G146
White

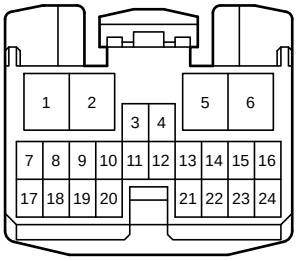


90980-12560

G147
White

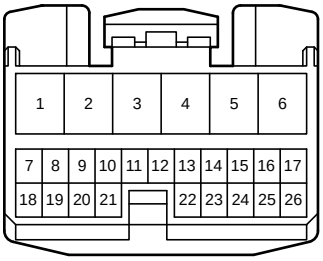


90980-12561

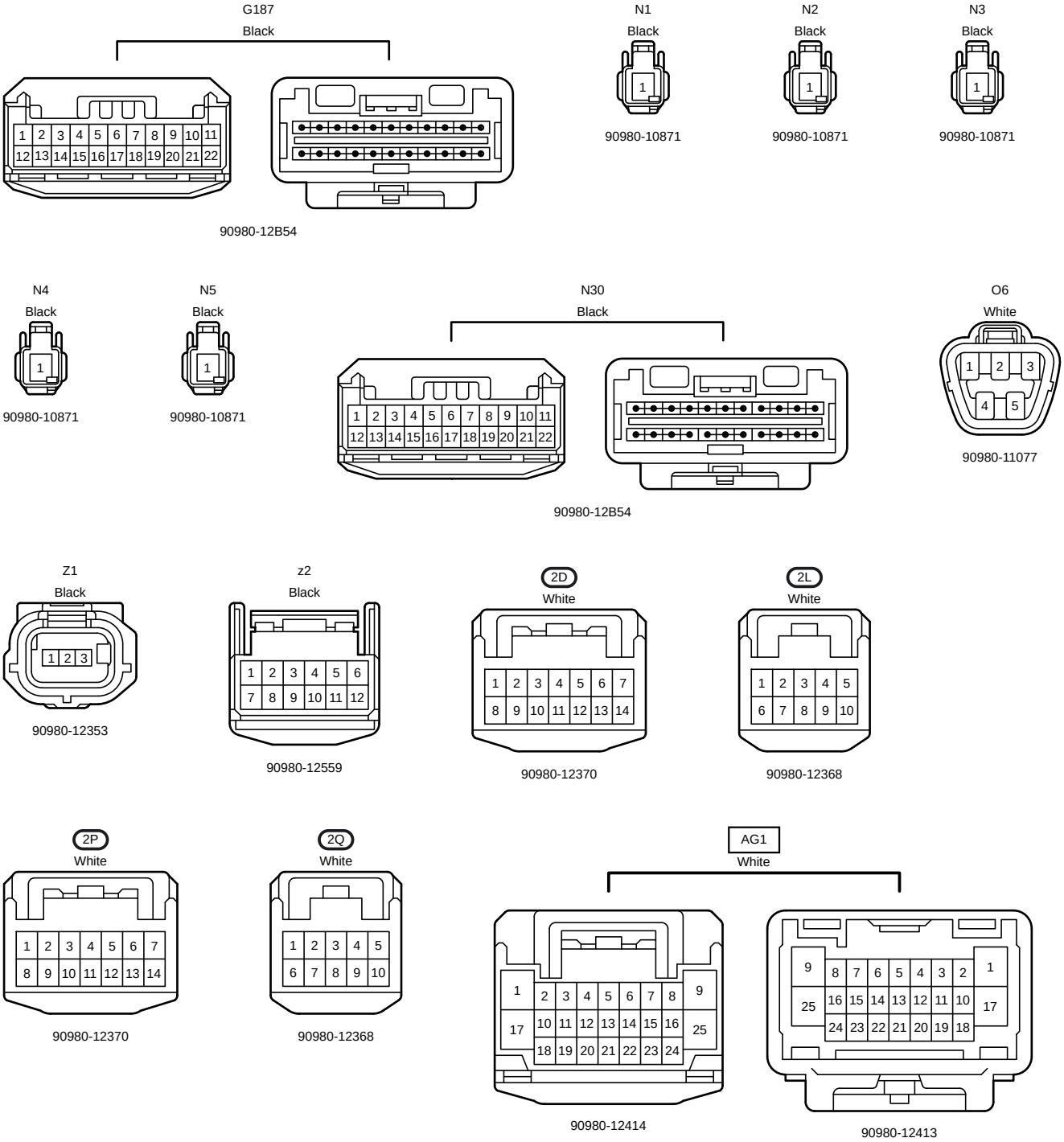
G187
Black
90980-12B54
N1
Black
90980-10871
N2
Black
90980-10871
N3
Black
90980-10871
N4
Black
90980-10871
N5
Black
90980-10871
N30
Black
90980-12B54
O6
White
90980-11077
Z1
Black
90980-12353
z2
Black
90980-12559
2D
White
90980-12370
2L
White
90980-12368
2P
White
90980-12370
2Q
White
90980-12368
AG1
White
90980-12414
90980-12413

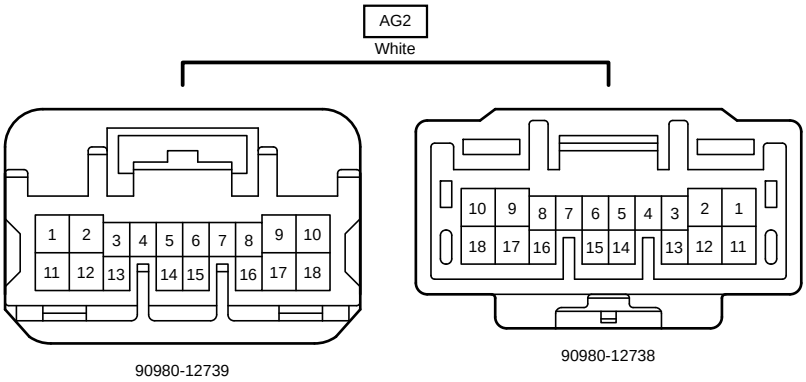
AG2
White
90980-12739
90980-12738

AG7
White

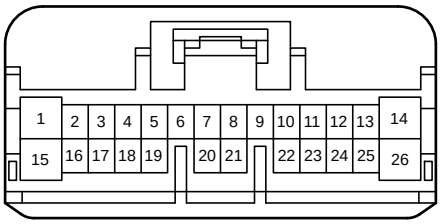


90980-12771

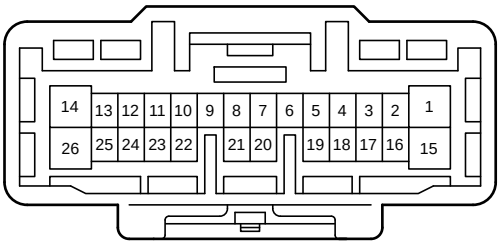


90980-12770

BA1
White

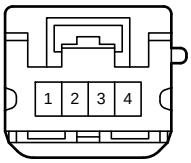


90980-12733

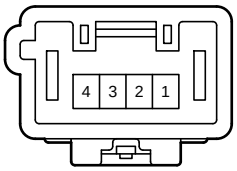


90980-12732

CA2
White

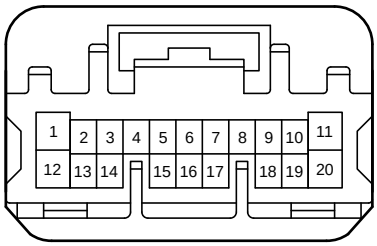


90980-12741

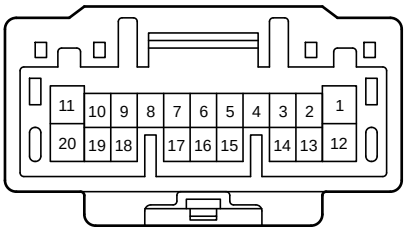


90980-12740

CG1
White

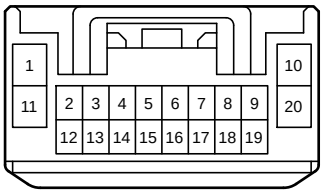


90980-12A22

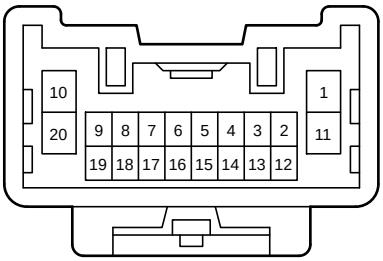


90980-12377

CG2
White

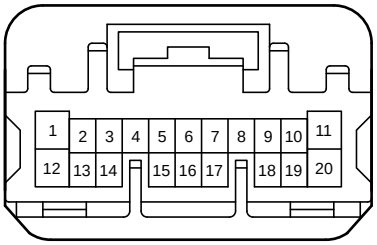


90980-12741

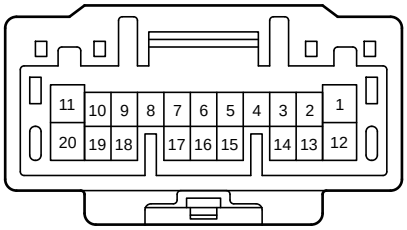


90980-12740

CZ1
Black

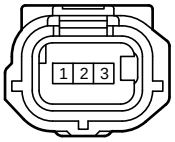


90980-12353

90980-12719

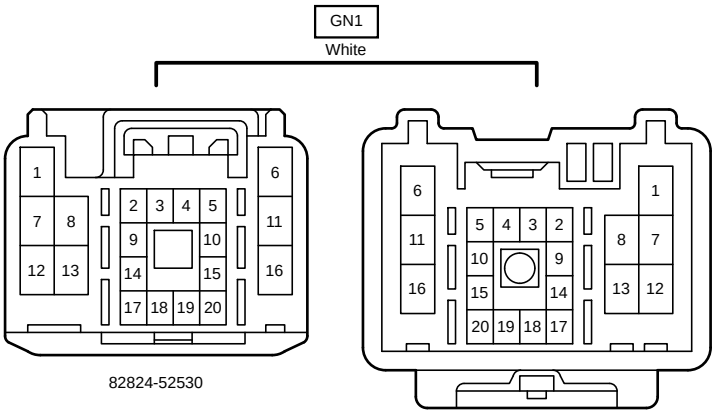


82824-52530

82824-52520

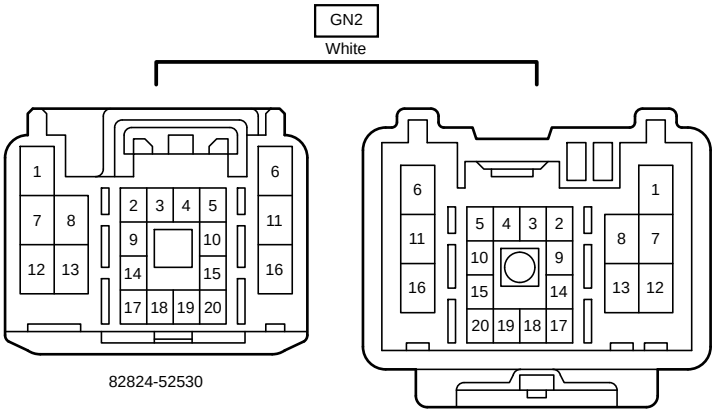


82824-52530

82824-52520

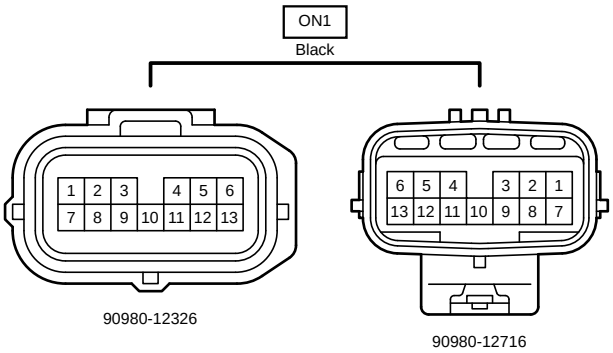


90980-12326

90980-12716