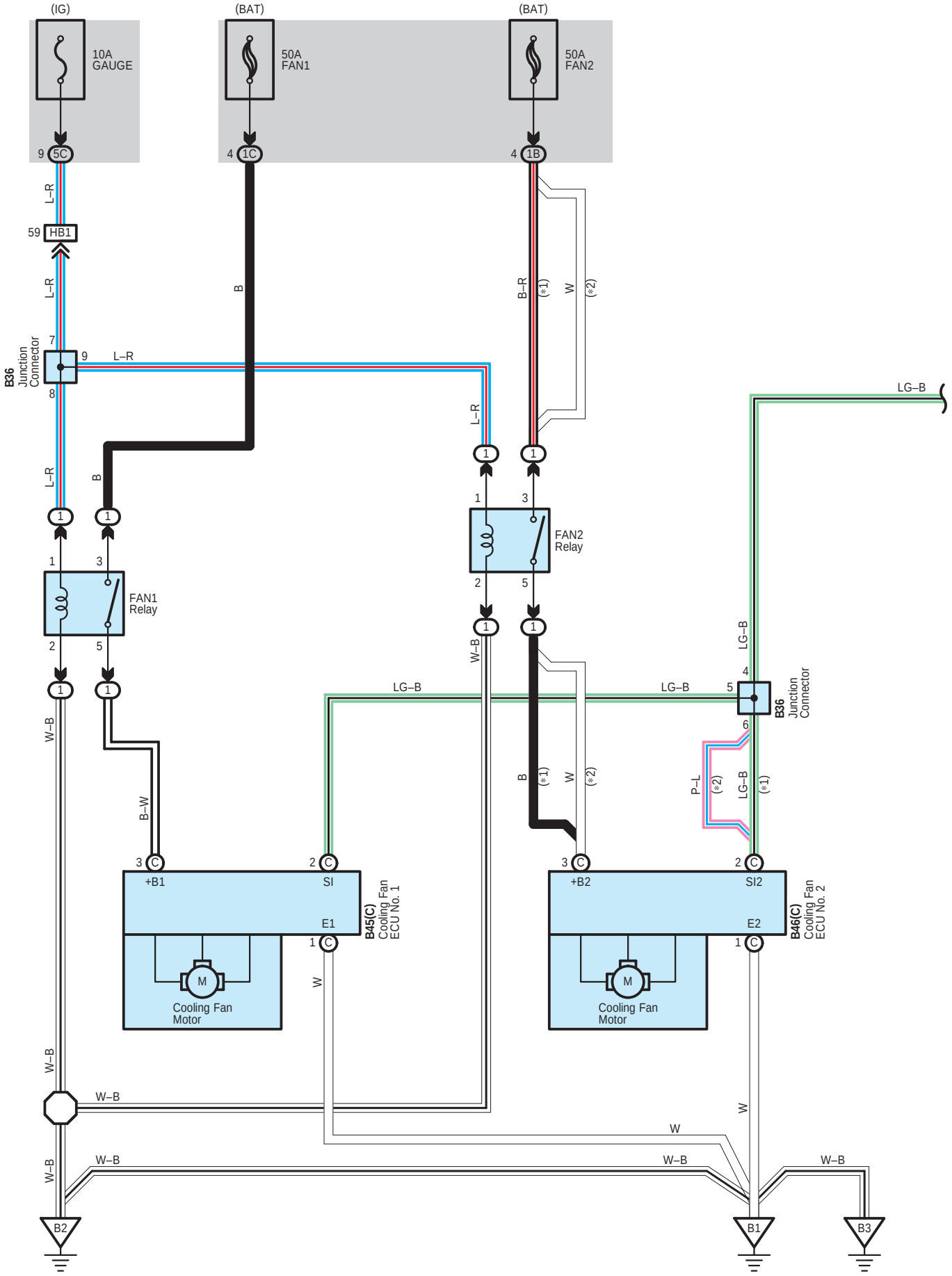
(IG)
10A
GAUGE
(BAT)
50A
FAN1
(BAT)
50A
FAN2
9 5C
4 1C
4 1B
L–R
59 HB1
L–R
B
B–R
(*1)
W
(*2)
B36
Junction
Connector
7
9
L–R
8
L–R
LG–B
L–R
B
1
1
1
1
1
3
FAN2
Relay
2
5
1
3
FAN1
Relay
2
5
1
1
1
1
W–B
LG–B
LG–B
LG–B
4
5
B36
Junction
Connector
6
W–B
B–W
B
(*1)
W
(*2)
P–L
(*2)
LG–B
(*1)
3 C
2 C
+B1
SI
E1
1 C
B45(C)
Cooling Fan
ECU No. 1
M
Cooling Fan
Motor
W
3 C
2 C
+B2
SI2
E2
1 C
B46(C)
Cooling Fan
ECU No. 2
M
Cooling Fan
Motor
W–B
W–B
W
W
W–B
W–B
W–B
W–B
B2
B1
B3

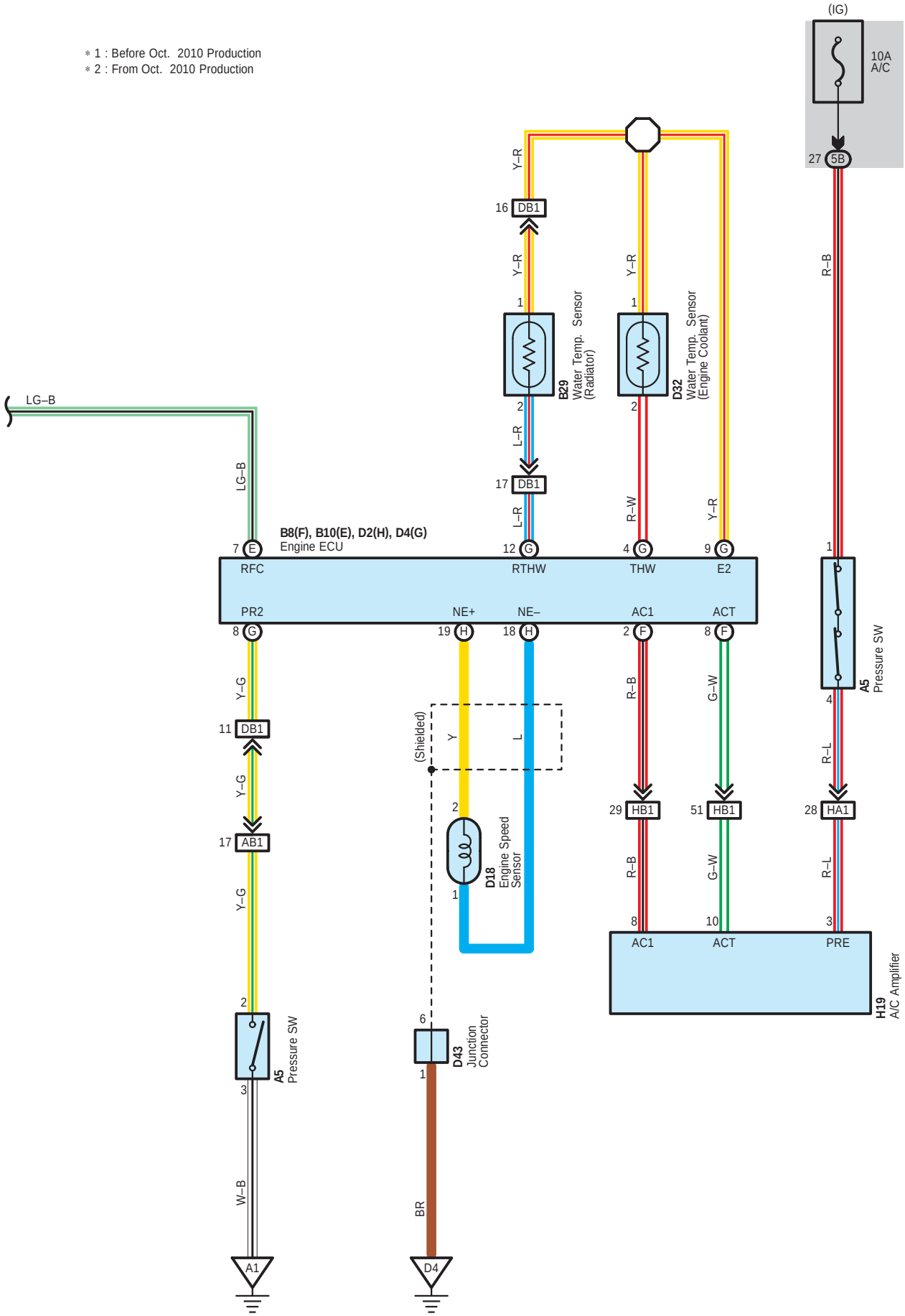
* 1 : Before Oct. 2010 Production
* 2 : From Oct. 2010 Production
(IG)
10A
A/C
27 5B
R–B
Y–R
16 DB1
Y–R
1
B29
Water Temp. Sensor
(Radiator)
2
L–R
17 DB1
L–R
Y–R
1
D32
Water Temp. Sensor
(Engine Coolant)
2
R–W
Y–R
LG–B
LG–B
B8(F), B10(E), D2(H), D4(G)
Engine ECU
7 E
RFC
12 G
RTHW
4 G
THW
9 G
E2
PR2
NE+
NE–
AC1
ACT
8 G
19 H
18 H
2 F
8 F
1
A5
Pressure SW
4
R–L
Y–G
11 DB1
Y–G
17 AB1
Y–G
(Shielded)
Y
L
2
D18
Engine Speed
Sensor
1
R–B
G–W
29 HB1
51 HB1
28 HA1
R–B
G–W
R–L
8
10
3
AC1
ACT
PRE
H19
A/C Amplifier
2
A5
Pressure SW
3
6
D43
Junction
Connector
1
W–B
BR
A1
D4

A 5
Dark Gray



B 8
White



B 10
White

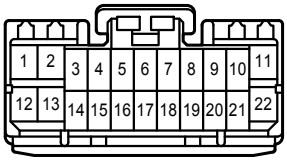

B 29
Black

B 36
White

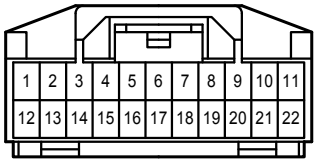

B 45
Black

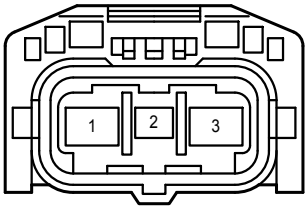

B 46
Black

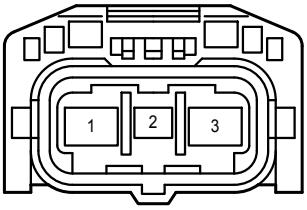

D 2
White

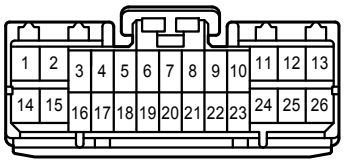

D 4
White

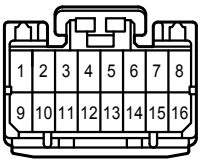

D 18
White

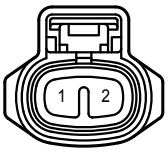

D 32
Black

D 43
Black

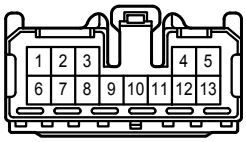

H 19
Black



1B
White

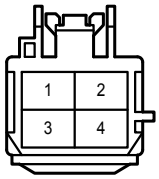

1C
White



5B
White

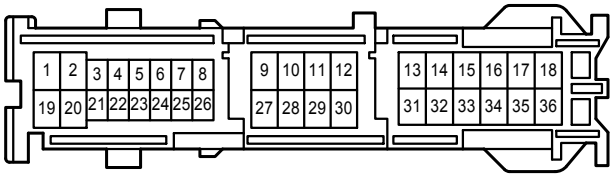

5C
White

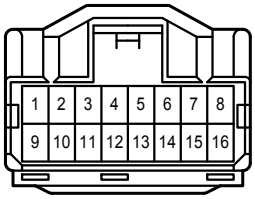

AB1
Gray



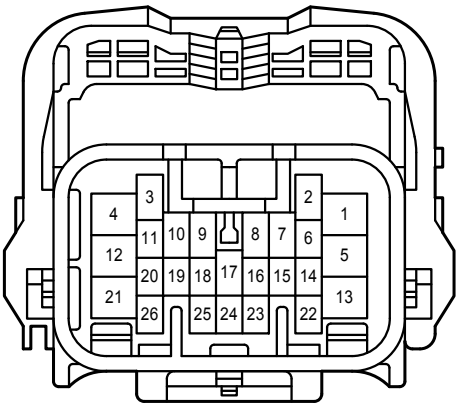

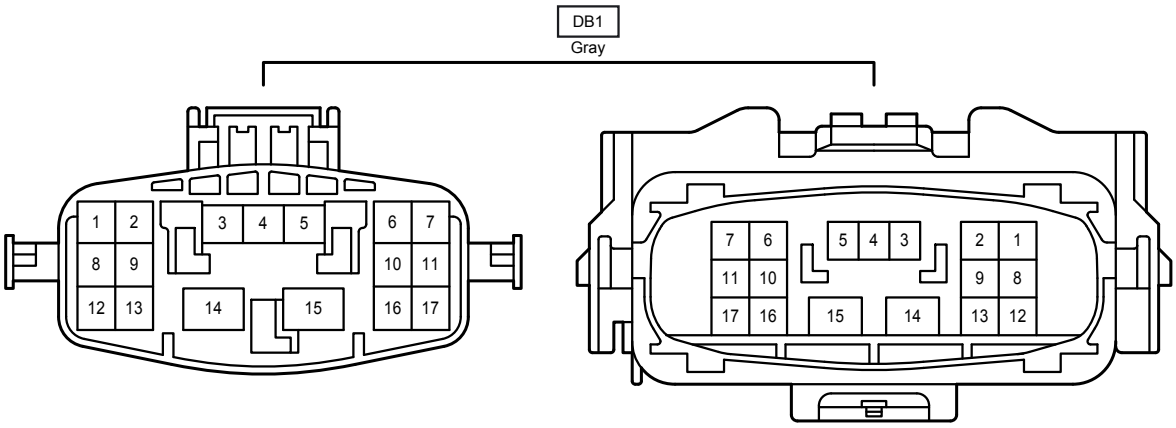
DB1
Gray
1 2 3 4 5 6 7
8 9 10 11
12 13 14 15 16 17
7 6 5 4 3 2 1
11 10 9 8
17 16 15 14 13 12

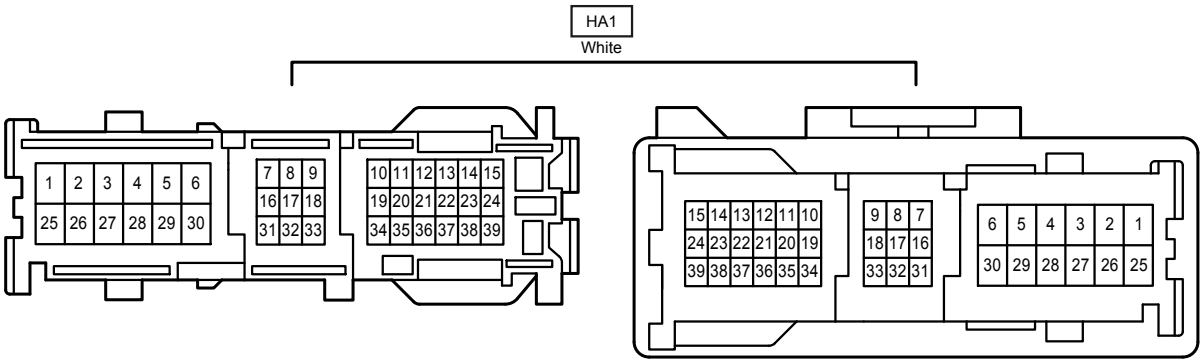
HA1
White
1 2 3 4 5 6 7 8 9 10 11 12 13 14 15
25 26 27 28 29 30 16 17 18 19 20 21 22 23 24
31 32 33 34 35 36 37 38 39
15 14 13 12 11 10 9 8 7 6 5 4 3 2 1
24 23 22 21 20 19 18 17 16 30 29 28 27 26 25
39 38 37 36 35 34 33 32 31

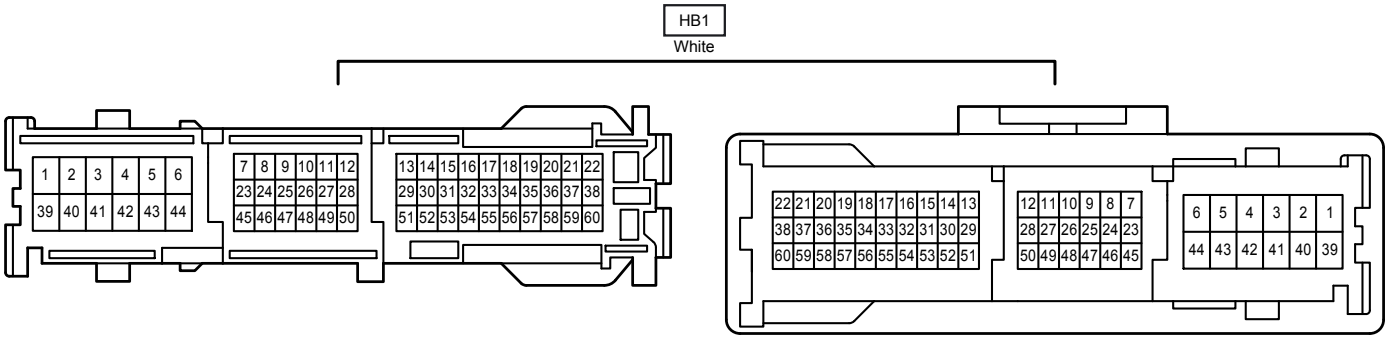
HB1
White
1 2 3 4 5 6 7 8 9 10 11 12 13 14 15 16 17 18 19 20 21 22
39 40 41 42 43 44 23 24 25 26 27 28 29 30 31 32 33 34 35 36 37 38
45 46 47 48 49 50 51 52 53 54 55 56 57 58 59 60
22 21 20 19 18 17 16 15 14 13 12 11 10 9 8 7 6 5 4 3 2 1
38 37 36 35 34 33 32 31 30 29 28 27 26 25 24 23 44 43 42 41 40 39
60 59 58 57 56 55 54 53 52 51 50 49 48 47 46 45