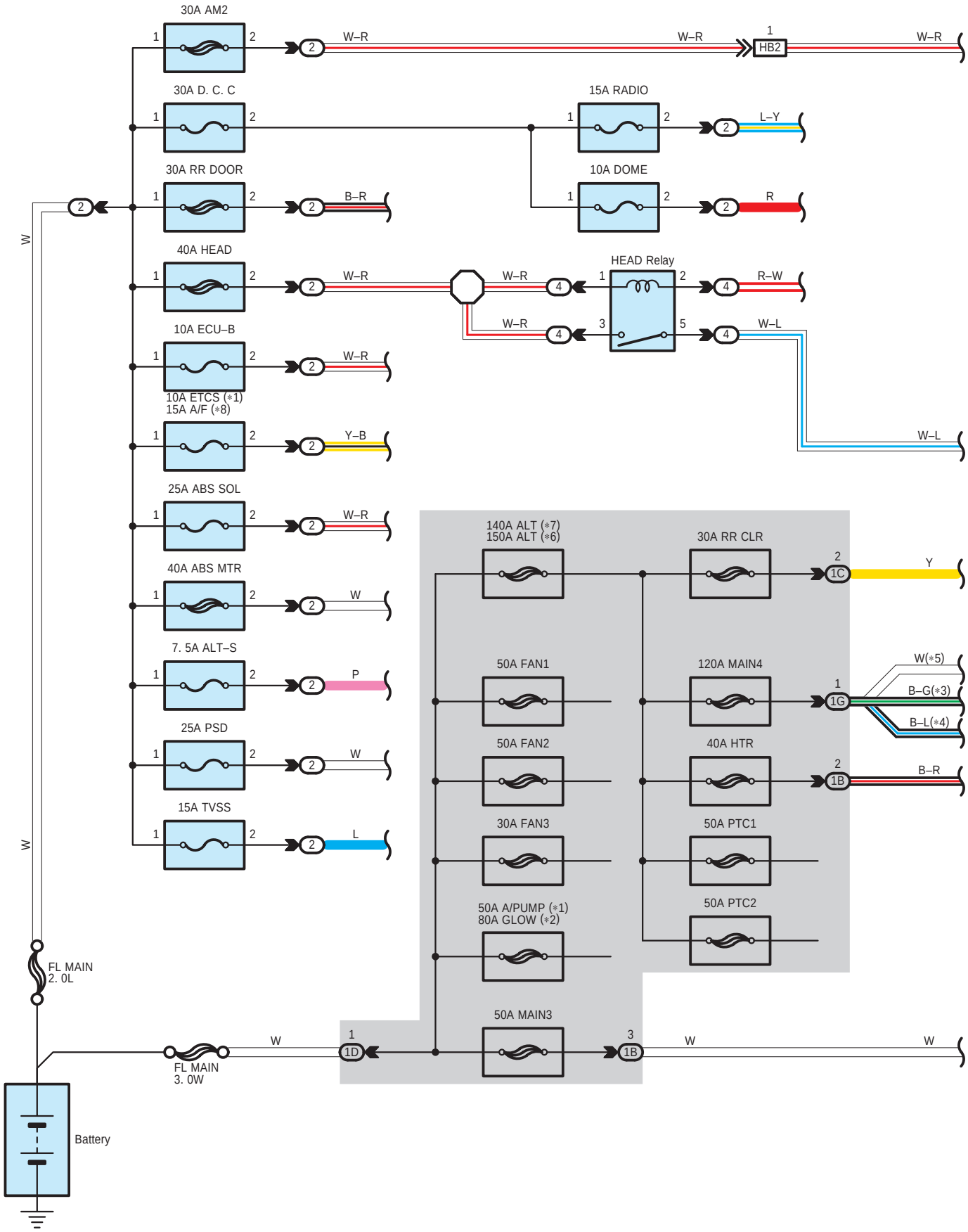
30A AM2
W–R
W–R
HB2
W–R
30A D. C. C
15A RADIO
L–Y
30A RR DOOR
B–R
10A DOME
R
40A HEAD
W–R
W–R
HEAD Relay
R–W
W–R
W–L
10A ECU–B
W–R
10A ETCS (*1)
15A A/F (*8)
Y–B
W–L
25A ABS SOL
W–R
140A ALT (*7)
150A ALT (*6)
30A RR CLR
Y
40A ABS MTR
W
7. 5A ALT–S
P
50A FAN1
120A MAIN4
W(*5)
B–G(*3)
B–L(*4)
25A PSD
W
50A FAN2
40A HTR
B–R
15A TVSS
L
30A FAN3
50A PTC1
50A A/PUMP (*1)
80A GLOW (*2)
50A PTC2
FL MAIN
2. 0L
W
W
FL MAIN
3. 0W
50A MAIN3
W
W
Battery

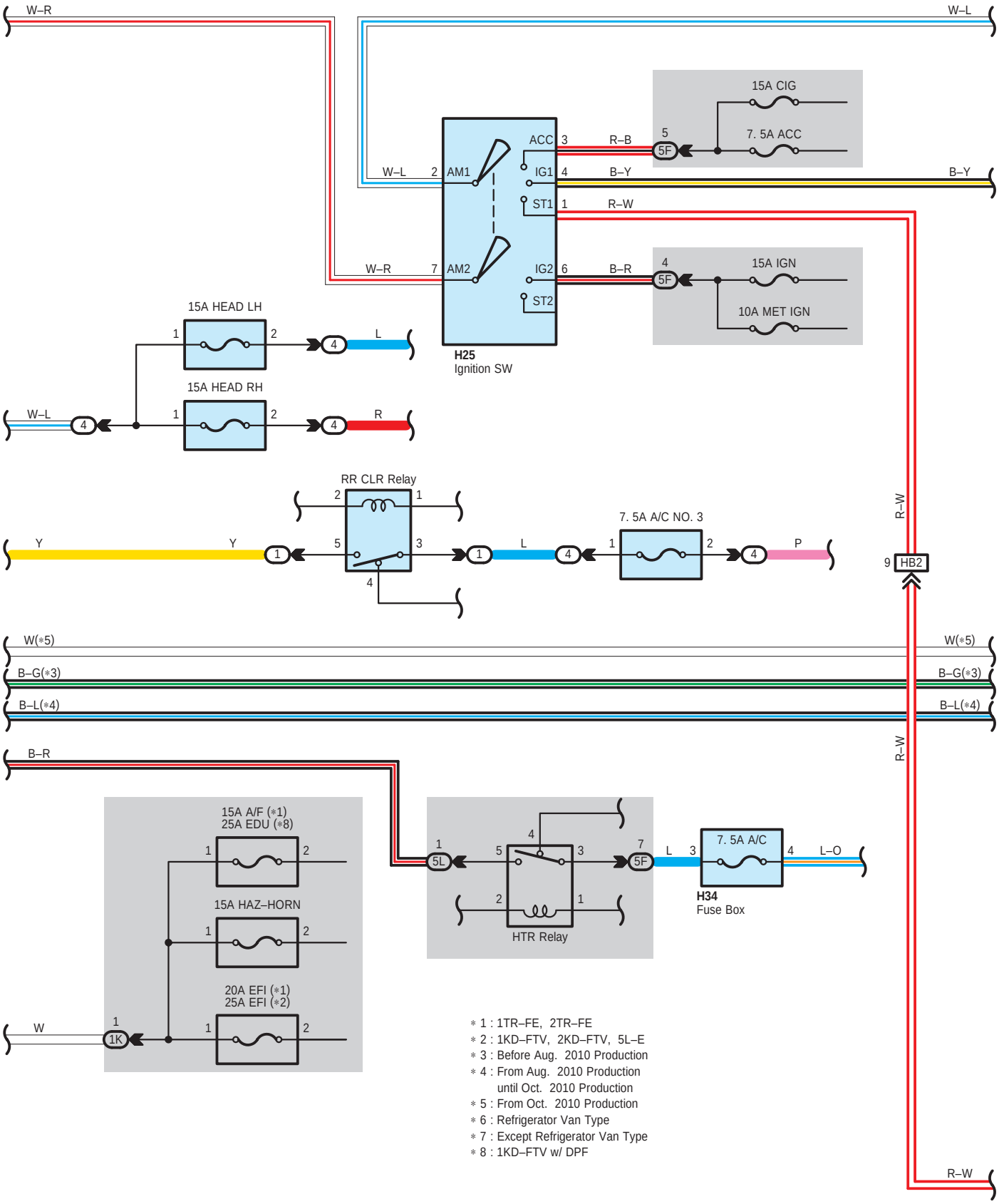

∗ 1 : 1TR–FE, 2TR–FE
∗ 2 : 1KD–FTV, 2KD–FTV, 5L–E
∗ 3 : Before Aug. 2010 Production
∗ 4 : From Aug. 2010 Production until Oct. 2010 Production
∗ 5 : From Oct. 2010 Production
∗ 6 : Refrigerator Van Type
∗ 7 : Except Refrigerator Van Type
∗ 8 : 1KD–FTV w/ DPF

∗ 3 : Before Aug. 2010 Production
∗ 4 : From Aug. 2010 Production until Oct. 2010 Production
∗ 5 : From Oct. 2010 Production
∗ 9 : Before Apr. 2012 Production
∗10 : From Apr. 2012 Production

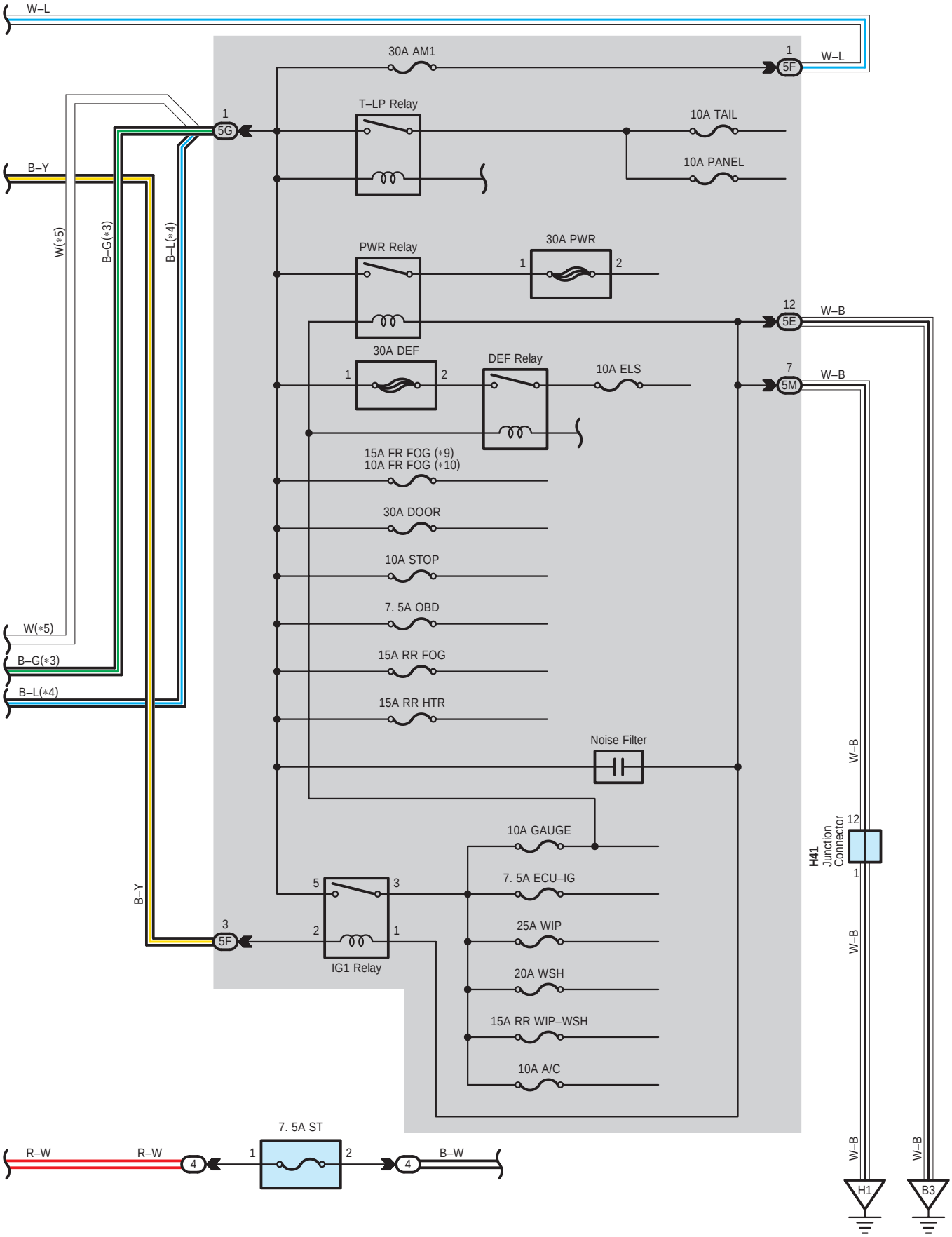

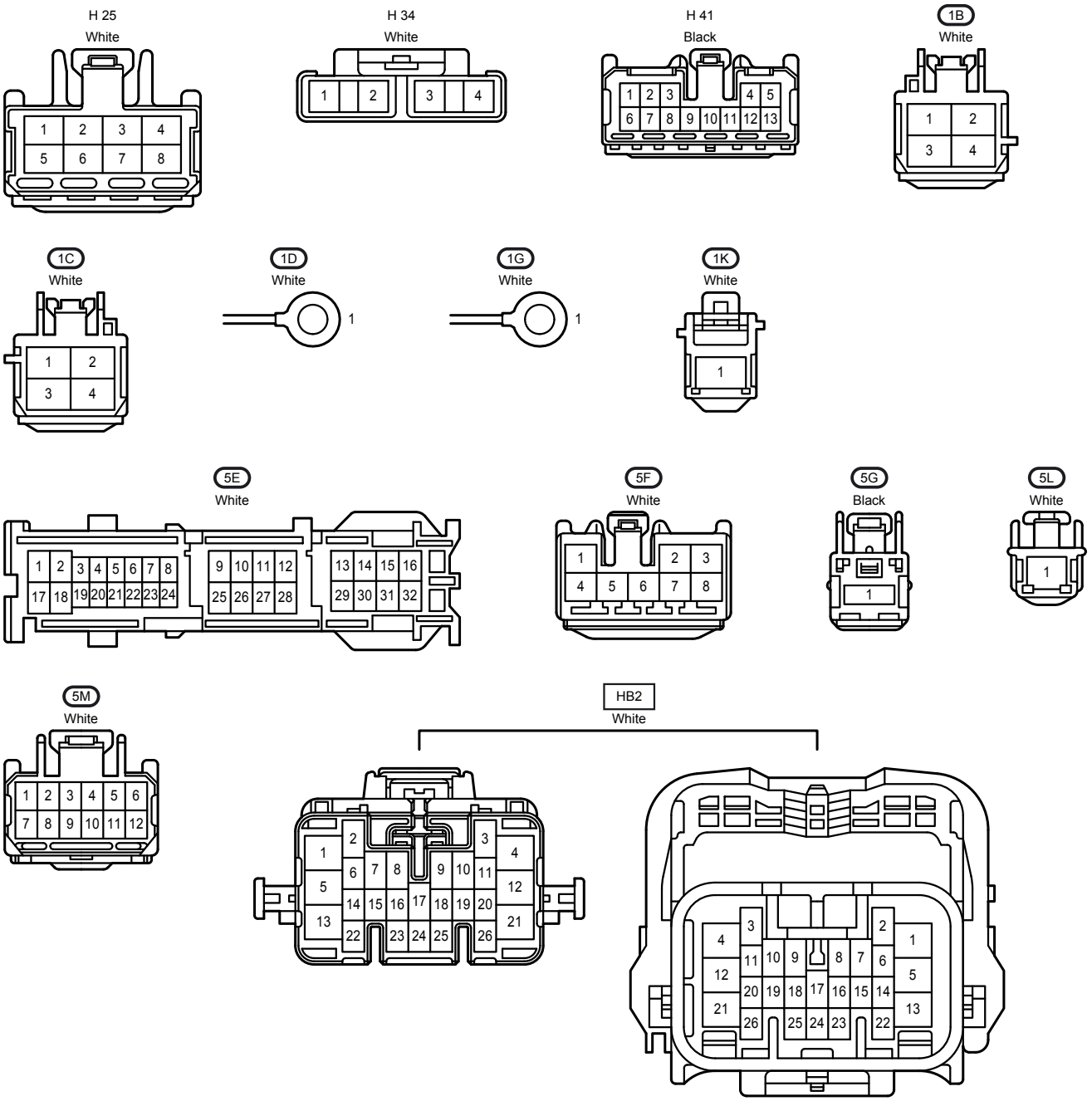
H 25
White
H 34
White
H 41
Black
1B
White
1C
White
1D
White
1G
White
1K
White
5E
White
5F
White
5G
Black
5L
White
5M
White
HB2
White