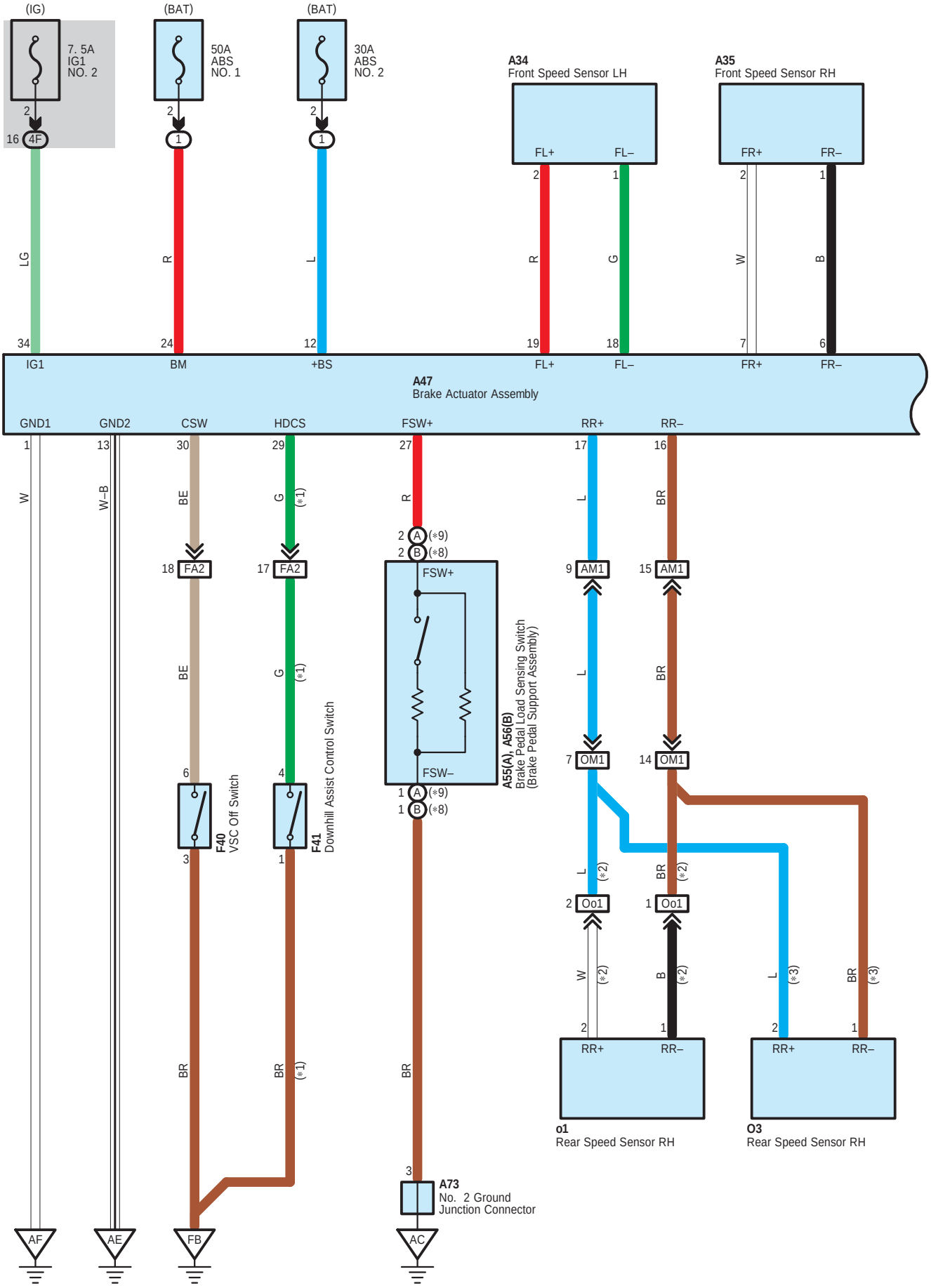
(IG)
7. 5A
IG1
NO. 2
(BAT)
50A
ABS
NO. 1
(BAT)
30A
ABS
NO. 2
A34
Front Speed Sensor LH
FL+
FL–
A35
Front Speed Sensor RH
FR+
FR–
IG1
BM
+BS
FL+
FL–
FR+
FR–
A47
Brake Actuator Assembly
GND1
GND2
CSW
HDCS
FSW+
RR+
RR–
FA2
AM1
OM1
Oo1
F40
VSC Off Switch
F41
Downhill Assist Control Switch
A55(A), A56(B)
Brake Pedal Load Sensing Switch
(Brake Pedal Support Assembly)
FSW+
FSW–
o1
Rear Speed Sensor RH
O3
Rear Speed Sensor RH
A73
No. 2 Ground
Junction Connector
AF
AE
FB
AC

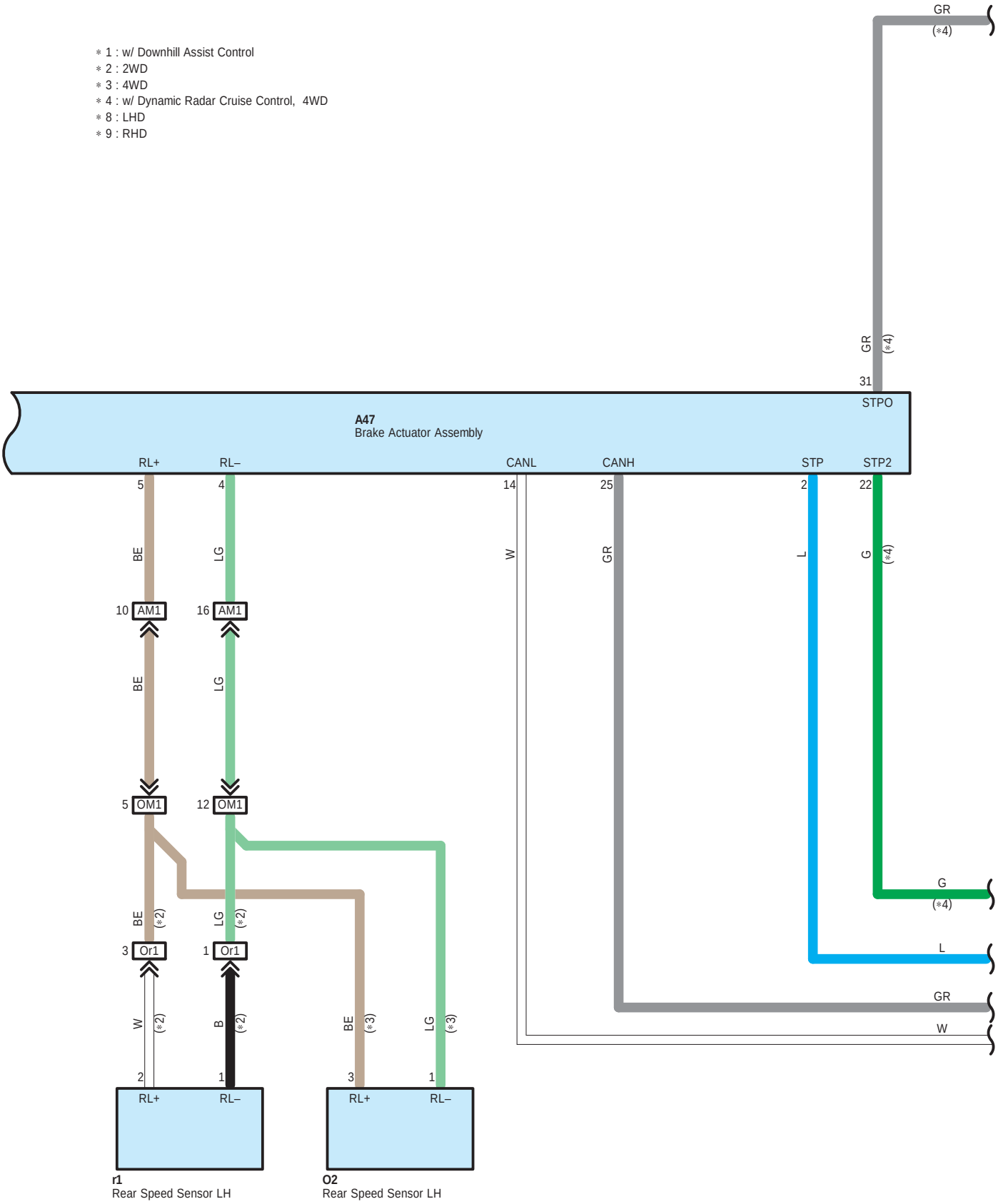
∗ 1 : w/ Downhill Assist Control
∗ 2 : 2WD
∗ 3 : 4WD
∗ 4 : w/ Dynamic Radar Cruise Control, 4WD
∗ 8 : LHD
∗ 9 : RHD
GR
(∗4)
GR
(∗4)
31
STPO
A47
Brake Actuator Assembly
RL+
RL–
CANL
CANH
STP
STP2
5
4
14
25
2
22
BE
LG
W
GR
L
G
(∗4)
10 AM1
16 AM1
BE
LG
5 OM1
12 OM1
G
(∗4)
BE
(∗2)
LG
(∗2)
3 Or1
1 Or1
L
GR
W
W
(∗2)
B
(∗2)
BE
(∗3)
LG
(∗3)
2
1
3
1
RL+
RL–
RL+
RL–
r1
Rear Speed Sensor LH
O2
Rear Speed Sensor LH

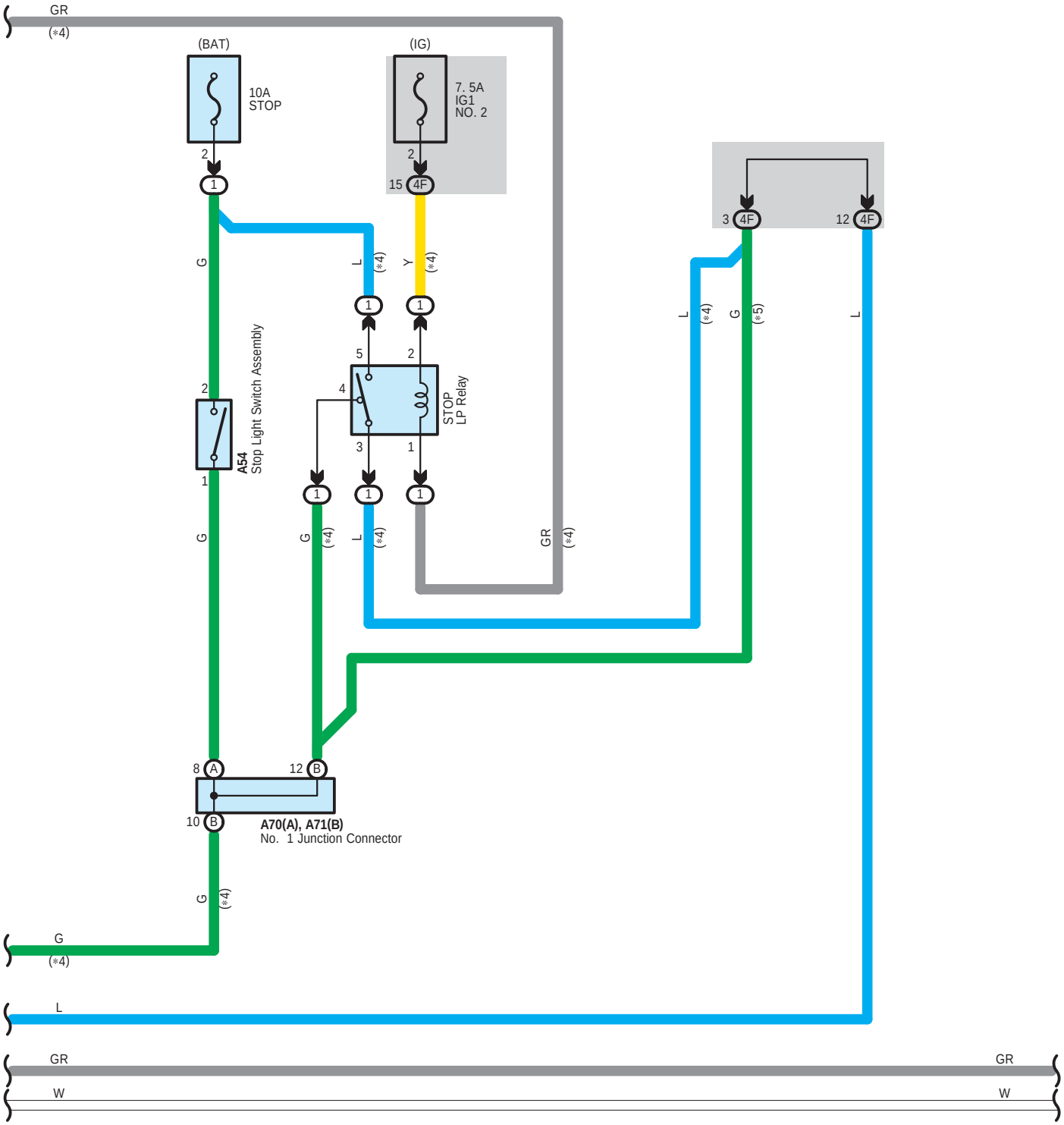
GR
(*4)
(BAT)
10A
STOP
(IG)
7. 5A
IG1
NO. 2
15 4F
3 4F
12 4F
A54
Stop Light Switch Assembly
STOP
LP Relay
8 A
12 B
10 B
A70(A), A71(B)
No. 1 Junction Connector
G
L
Y
GR
W
(*5)

∗ 4 : w/ Dynamic Radar Cruise Control, 4WD
∗ 5 : w/o Dynamic Radar Cruise Control, 2WD
∗ 8 : LHD
∗ 9 : RHD

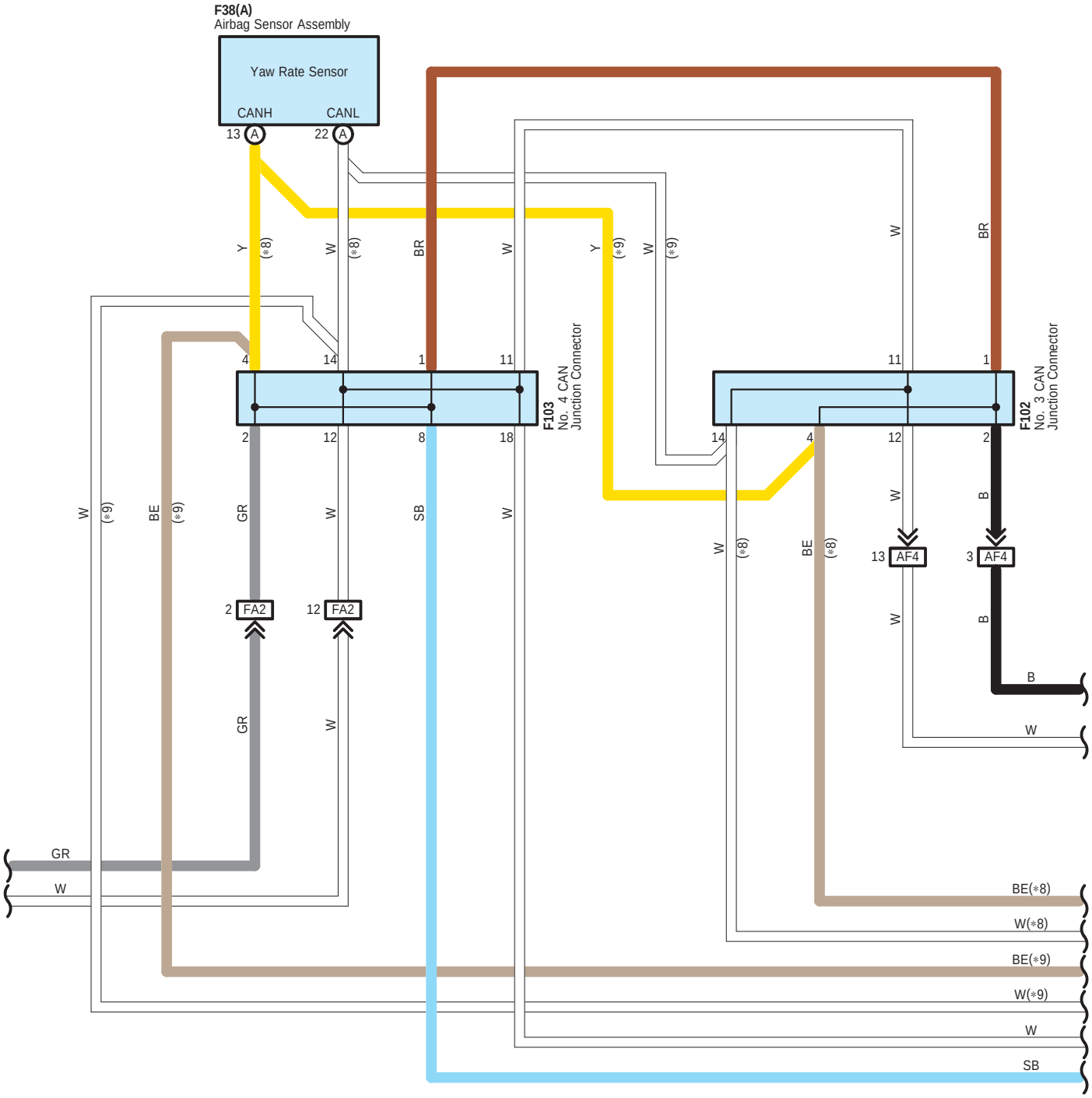

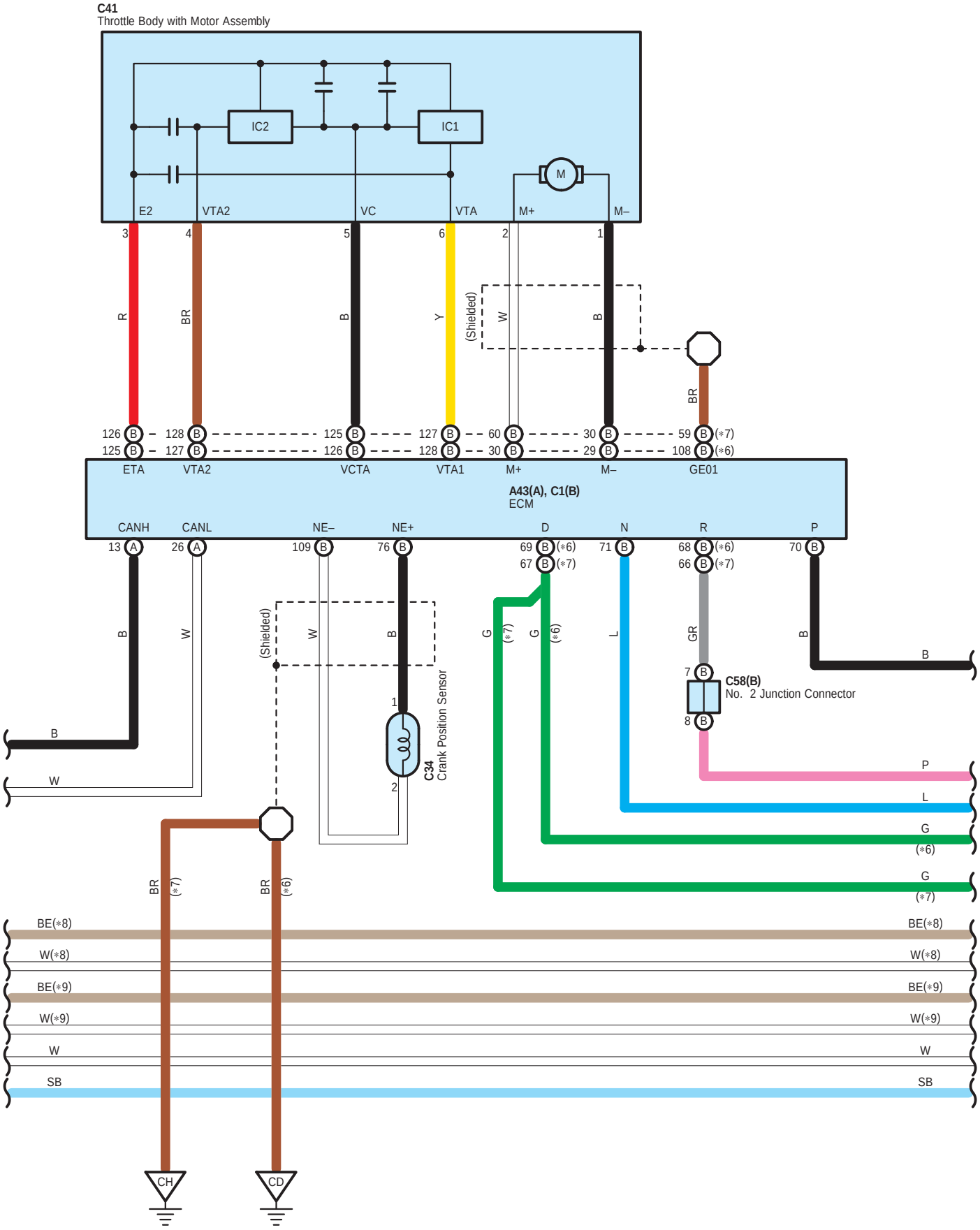
C41
Throttle Body with Motor Assembly
IC2
IC1
M
E2
VTA2
VC
VTA
M+
M–
3
4
5
6
2
1
R
BR
B
Y
(Shielded)
W
B
BR
126 B
125 B
128 B
127 B
125 B
126 B
127 B
128 B
60 B
30 B
30 B
29 B
59 B (*7)
108 B (*6)
ETA
VTA2
VCTA
VTA1
M+
M–
GE01
A43(A), C1(B)
ECM
CANH
CANL
NE–
NE+
D
N
R
P
13 A
26 A
109 B
76 B
69 B (*6)
67 B (*7)
71 B
68 B (*6)
66 B (*7)
70 B
B
W
(Shielded)
W
B
G
(*7)
G
(*6)
L
GR
B
7 B
8 B
C58(B)
No. 2 Junction Connector
B
1
2
C34
Crank Position Sensor
B
W
P
L
G
(*6)
G
(*7)
BR
(*7)
BR
(*6)
BE(*8)
W(*8)
BE(*9)
W(*9)
W
SB
CH
CD

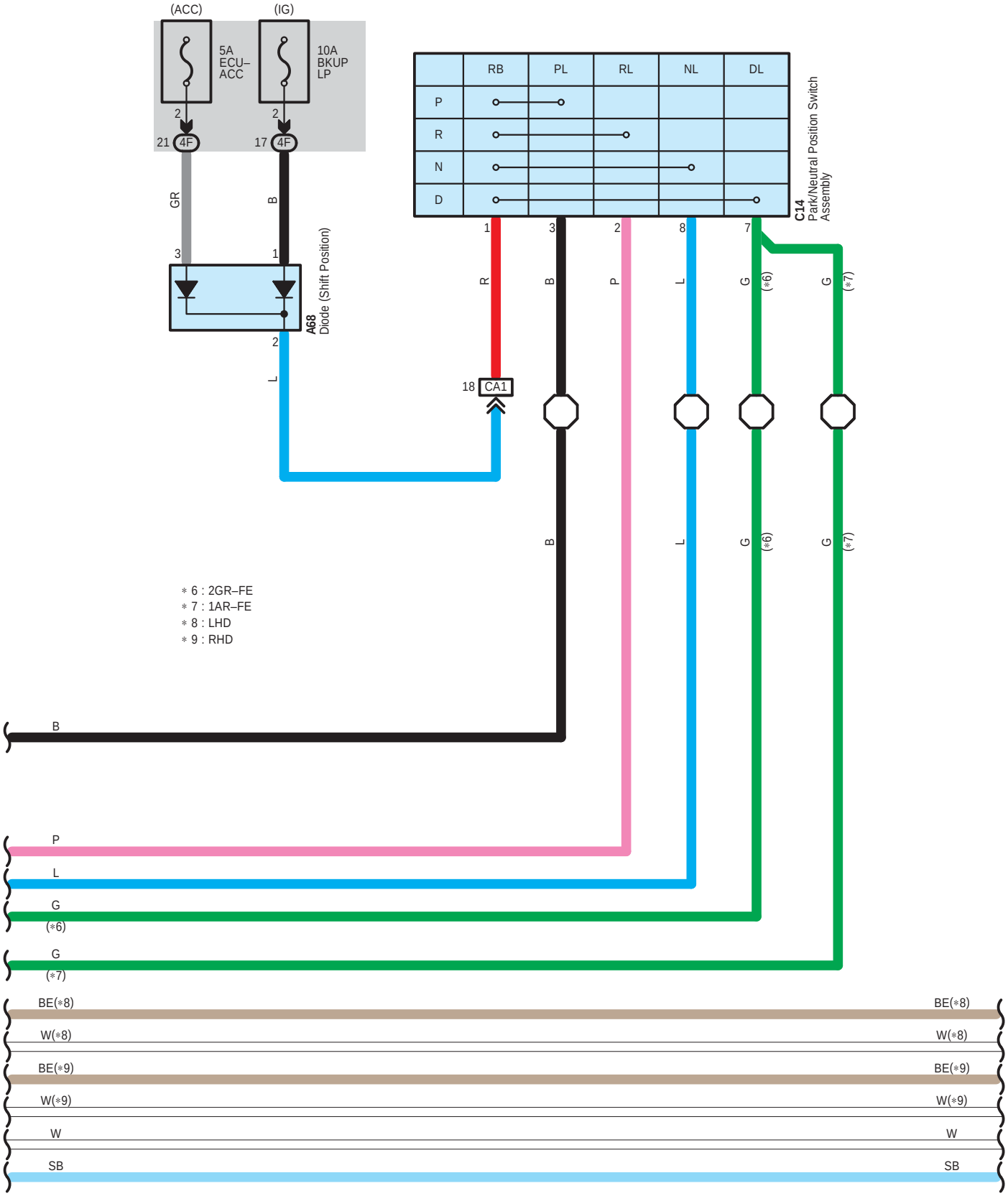
(ACC)
(IG)
5A
ECU–
ACC
10A
BKUP
LP
2
21 4F
2
17 4F
GR
B
3
1
2
A68
Diode (Shift Position)
L
RB
PL
RL
NL
DL
P
R
N
D
C14
Park/Neutral Position Switch
Assembly
1
3
2
8
7
R
B
P
L
G
(∗6)
G
(∗7)
18 CA1
B
L
G
(∗6)
G
(∗7)
∗ 6 : 2GR–FE
∗ 7 : 1AR–FE
∗ 8 : LHD
∗ 9 : RHD
B
P
L
G
(∗6)
G
(∗7)
BE(∗8)
W(∗8)
BE(∗9)
W(∗9)
W
SB
BE(∗8)
W(∗8)
BE(∗9)
W(∗9)
W
SB

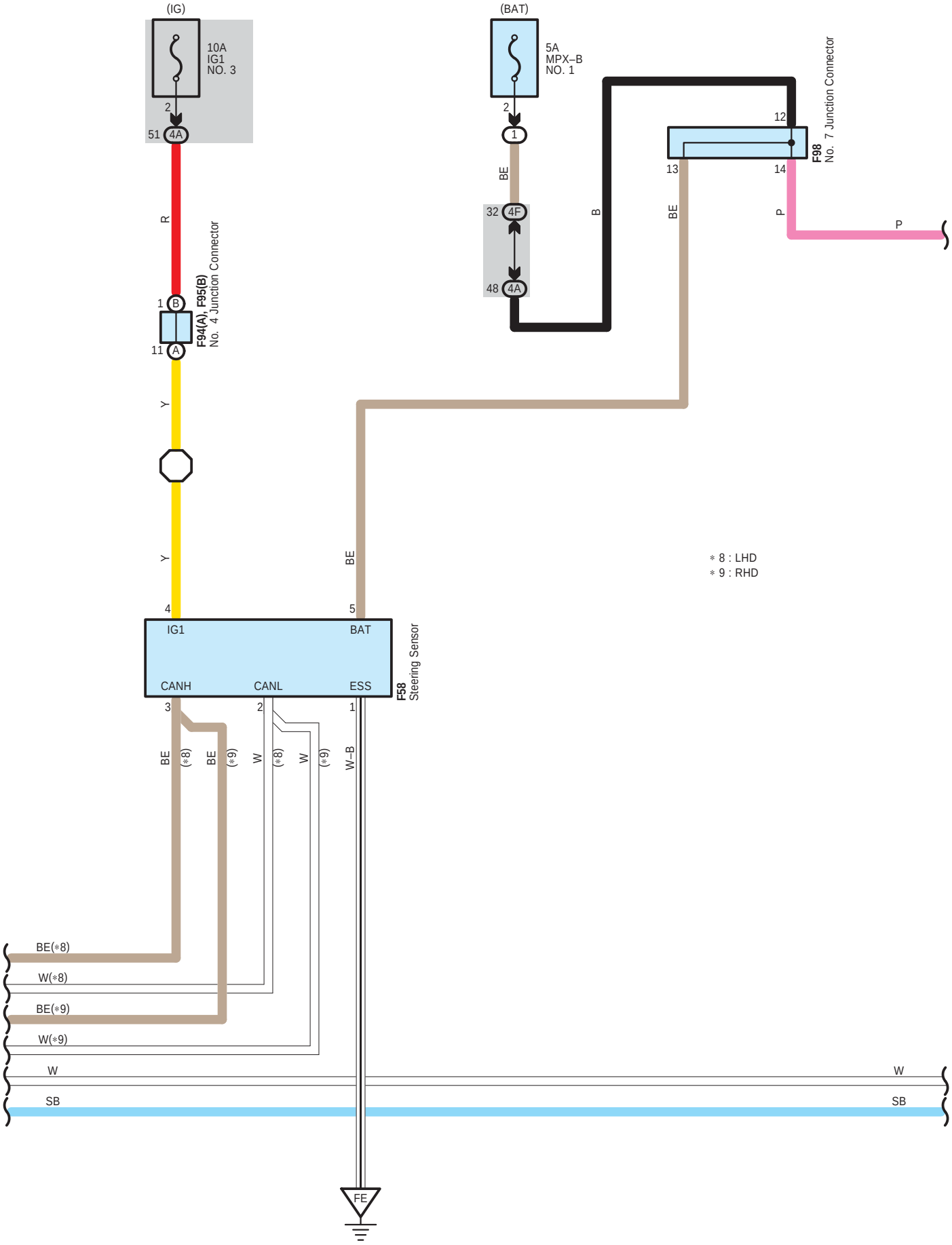
(IG)
10A
IG1
NO. 3
2
51 4A
R
1 B
11 A
F94(A), F95(B)
No. 4 Junction Connector
Y
Y
4
(BAT)
5A
MPX–B
NO. 1
2
1
BE
32 4F
48 4A
B
12
13
14
F98
No. 7 Junction Connector
BE
P
P
BE
5
IG1
BAT
CANH
CANL
ESS
F58
Steering Sensor
3
2
1
BE
(*8)
BE
(*9)
W
(*8)
W
(*9)
W–B
* 8 : LHD
* 9 : RHD
BE(*8)
W(*8)
BE(*9)
W(*9)
W
W
SB
SB
FE

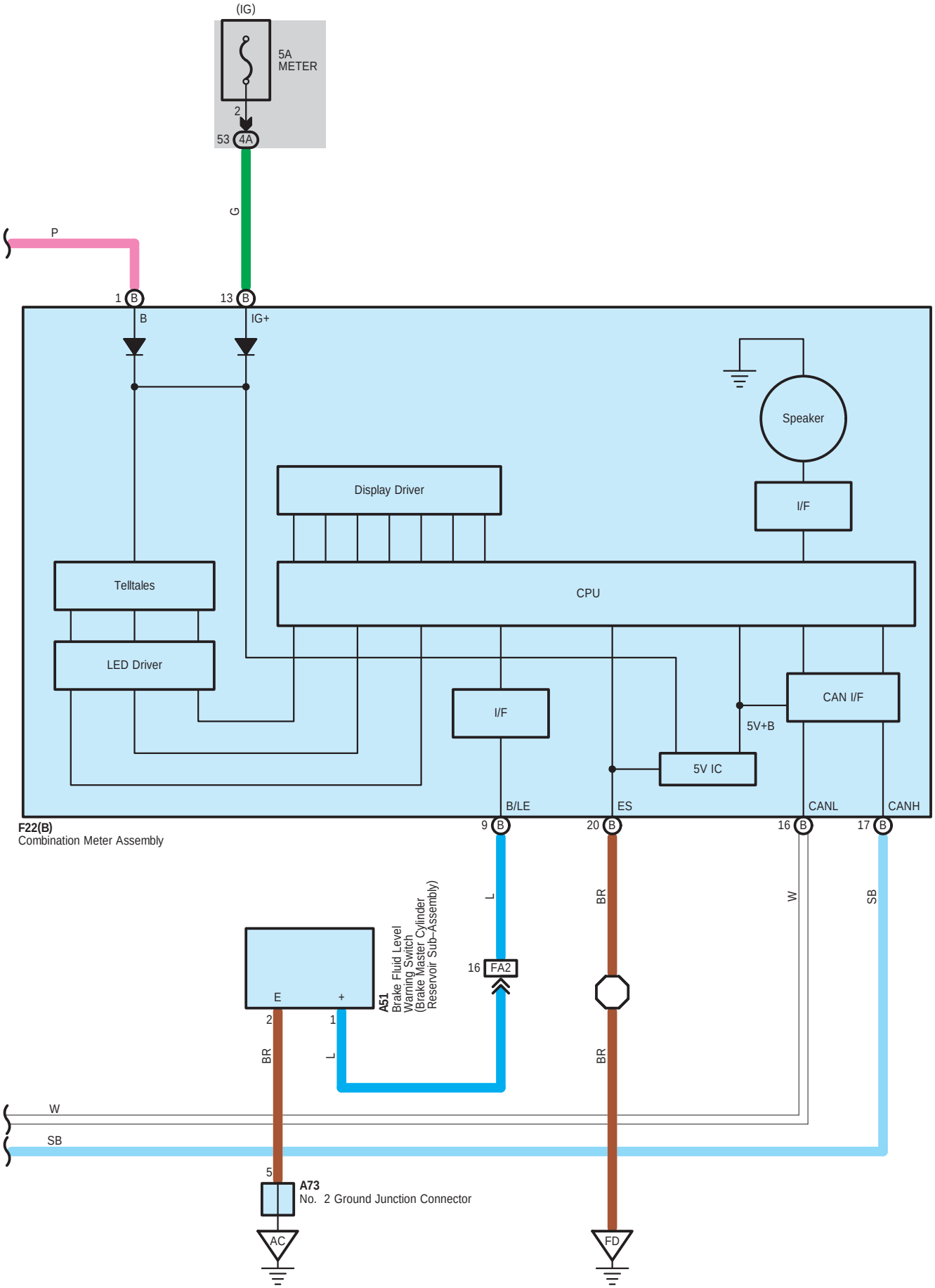
(IG)
5A
METER
2
53 4A
G
P
1 B
13 B
B
IG+
Speaker
I/F
Display Driver
Telltales
CPU
LED Driver
I/F
CAN I/F
5V+B
5V IC
B/LE
ES
CANL
CANH
F22(B)
Combination Meter Assembly
9 B
20 B
16 B
17 B
L
BR
W
SB
A51
Brake Fluid Level
Warning Switch
(Brake Master Cylinder
Reservoir Sub-Assembly)
16 FA2
E
+
2
1
BR
L
BR
W
SB
5
A73
No. 2 Ground Junction Connector
AC
FD

A34
Black

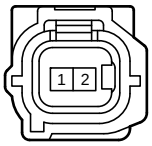

90980-12416

A35
Black

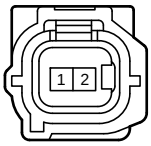

90980-12416

A43
Black

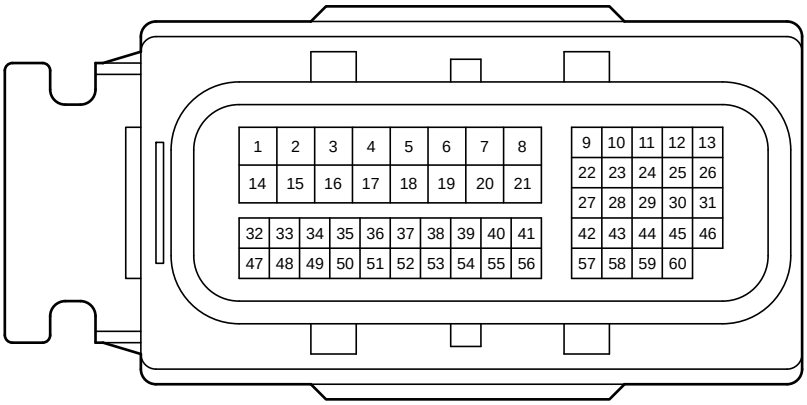

90980-12931

A47
Black

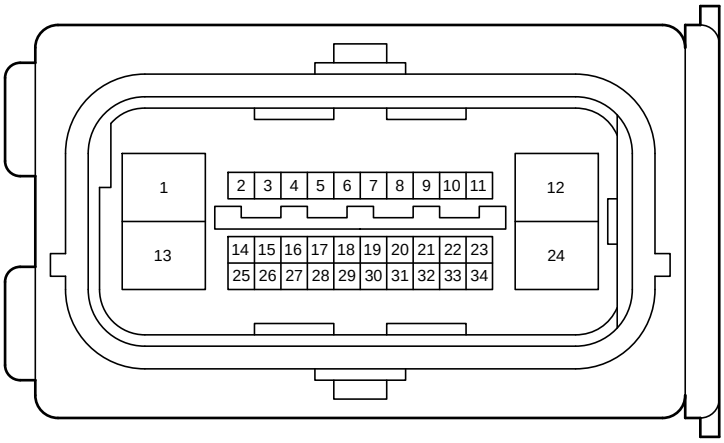

90980-12686

A51
Gray

90980-11207

A54
White

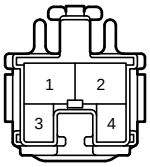

90980-11118

A55
Blue

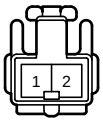

90980-10860

A56
Black

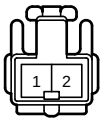

90980-10860

A68
White

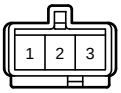

90980-11071

A70
Black

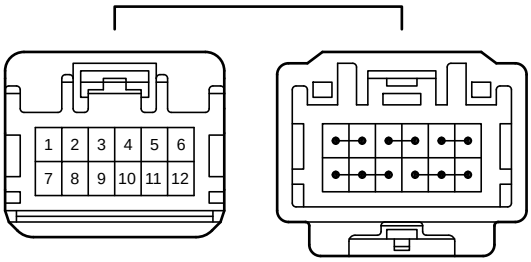

90980-12737

A71
Black

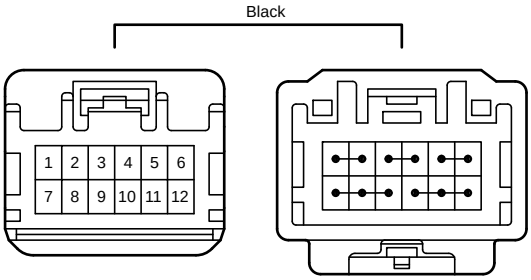

90980-12737

A73
Black

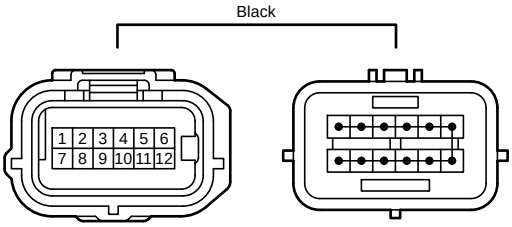

90980-12356

C1
Black

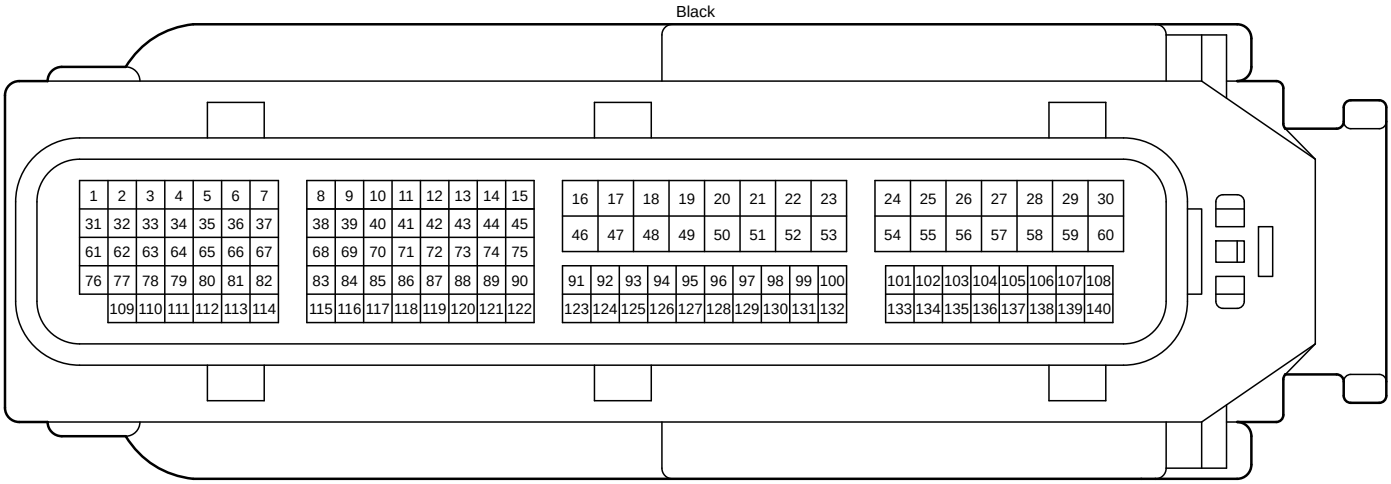

90980-12966

C14
Gray

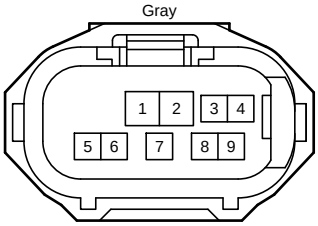

90980-12A23

C34
Black

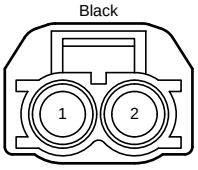

90980-12611

C41
Black

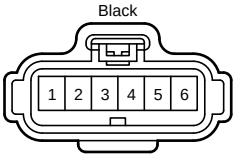

90980-11858

C58
Blue

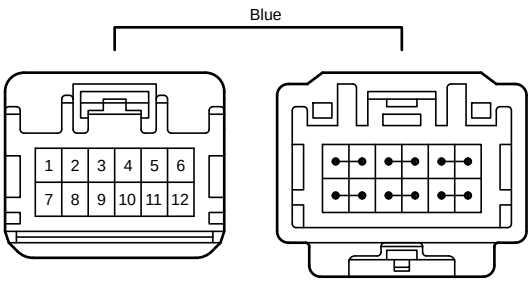

90980-12737

F22
Black

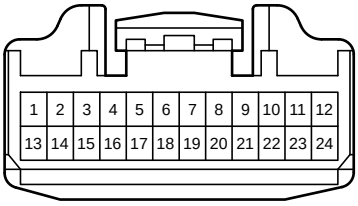

90980-12554

F38
Yellow

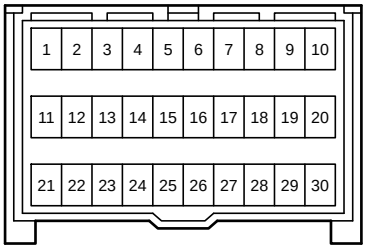

90980-12391

F40
Black

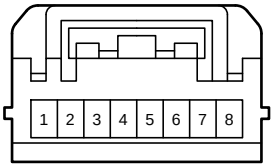

90980-12550

F41
Gray

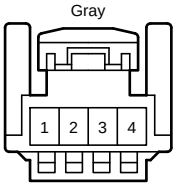

90980-12876

F58
Blue

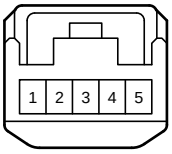

90980-12366

F94

Black

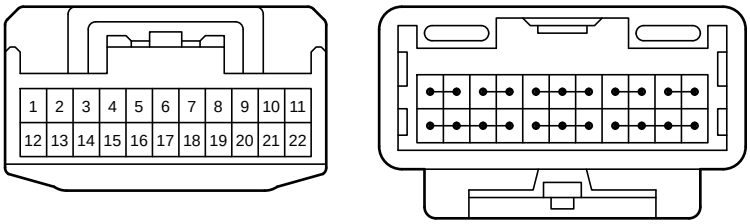

90980-12372

F95

Black

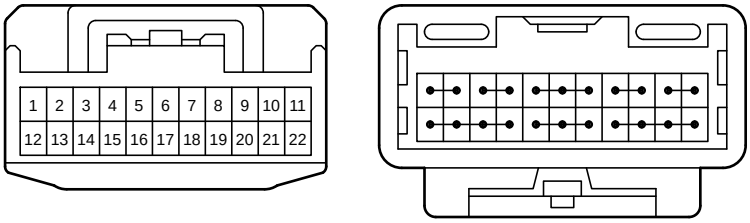

90980-12372

F98

Gray

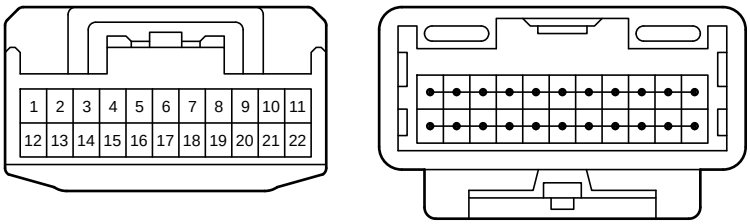

90980-12372

F102

White

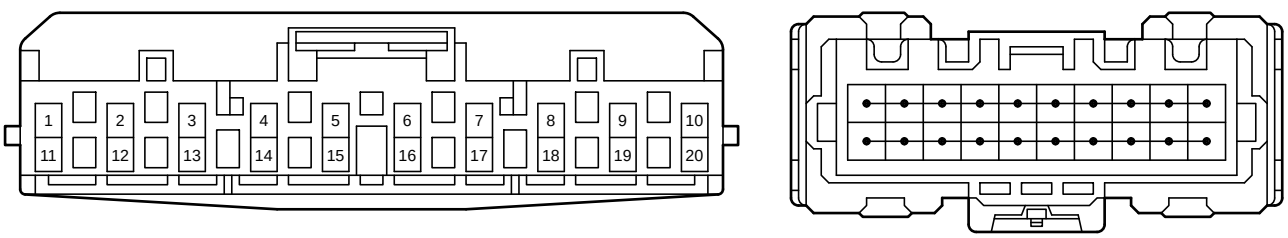

90980-12A58

F103
White

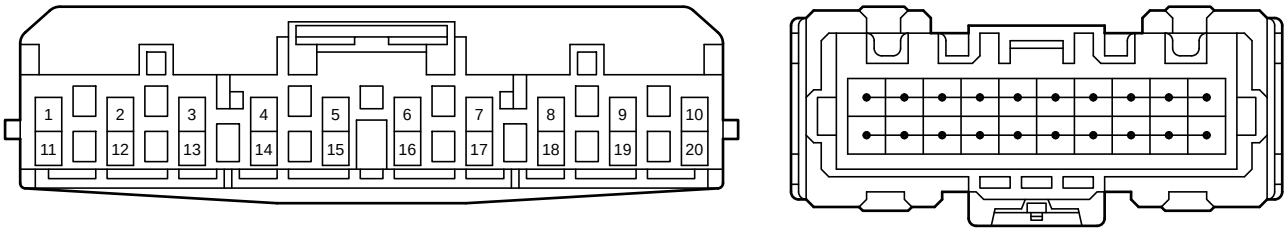

90980-12A58

O2
Gray

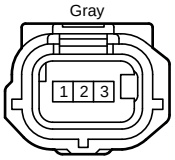

90980-12353

O3
White

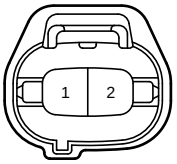

90980-11156

o1
Black

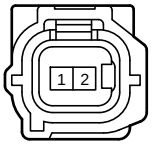

90980-12416

r1
Black

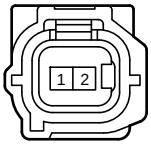

90980-12416

4A
White

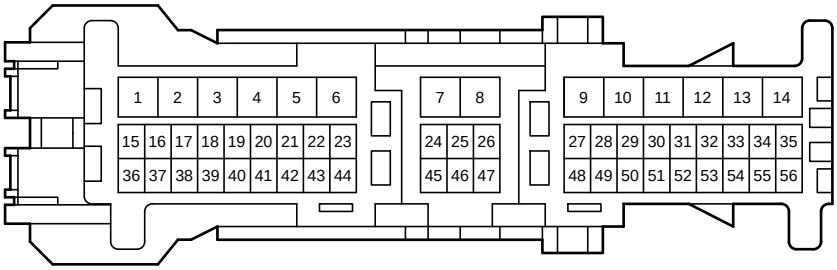

90980-12890

4F
White

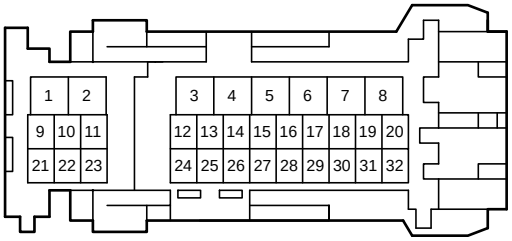

90980-12A47

AF4
Black

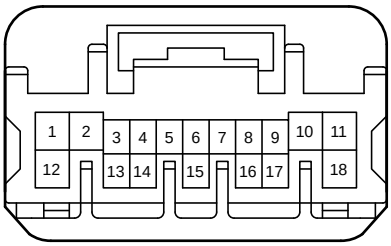

90980-12743

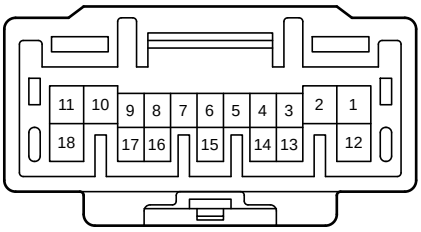

90980-12742

AM1
White

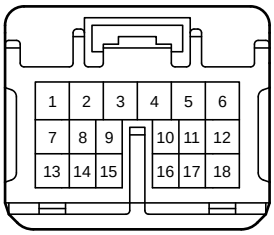

90980-12745

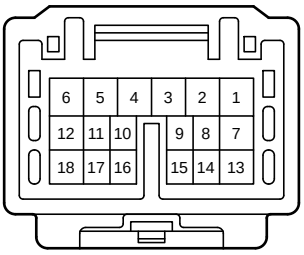

90980-12744

CA1
White

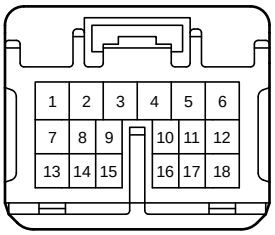

90980-12745

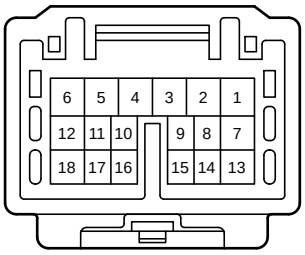

90980-12744

FA2
Blue

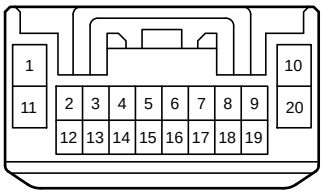

90980-12378

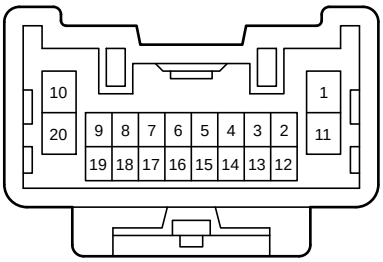

90980-12377

OM1
White

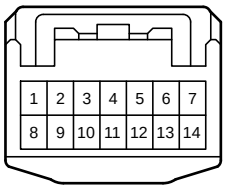

90980-12370

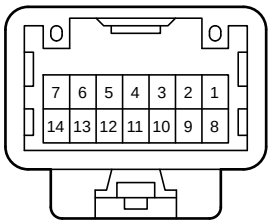

90980-12369

Oo1
White

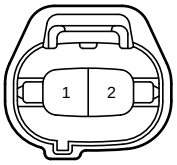

90980-11156

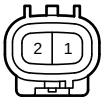

90980-11155

Or1
Gray

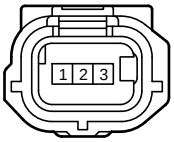

90980-12353

90980-12719