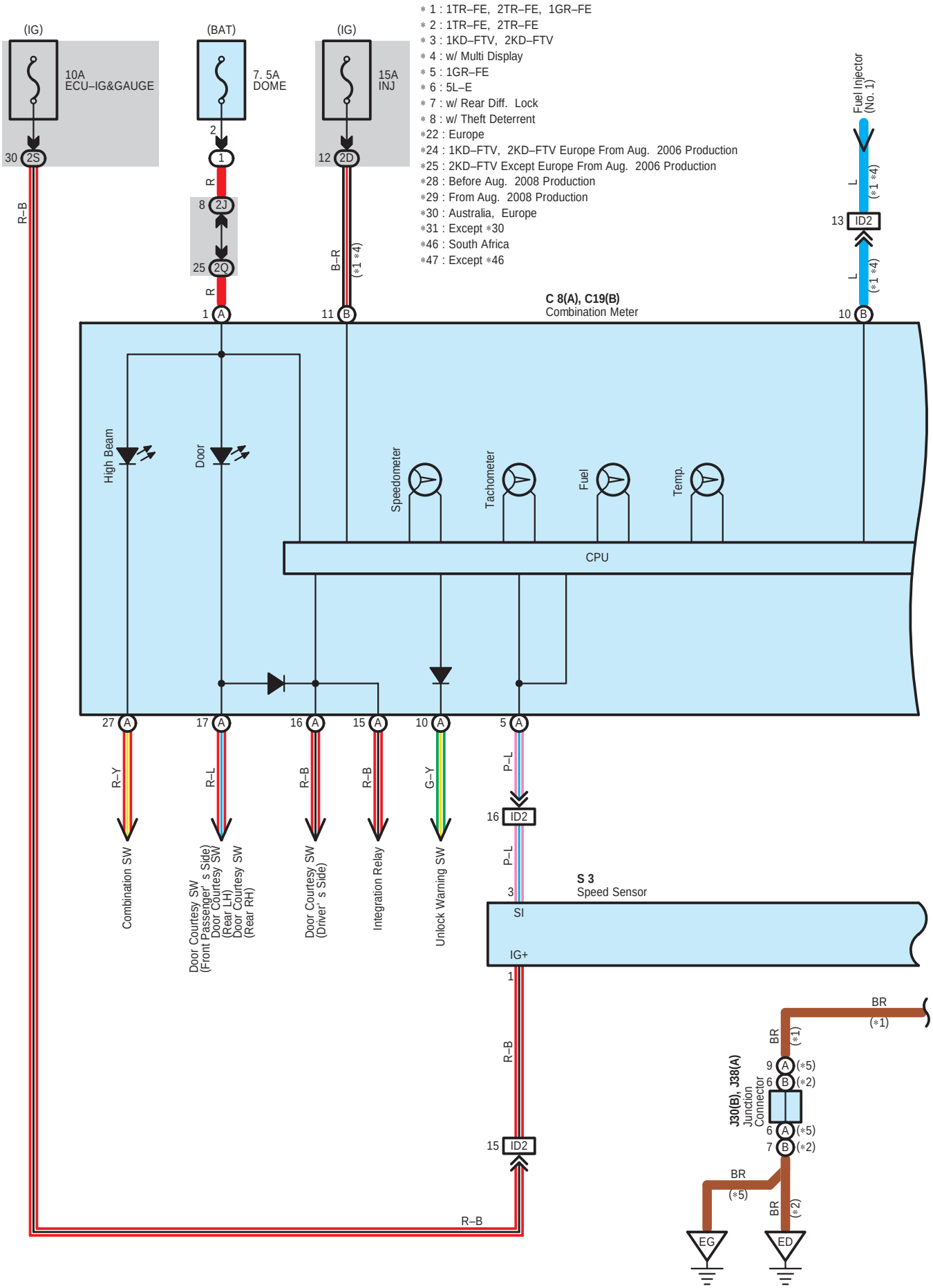
(IG)
10A
ECU–IG&GAUGE
(BAT)
7. 5A
DOME
(IG)
15A
INJ
∗ 1 : 1TR–FE, 2TR–FE, 1GR–FE
∗ 2 : 1TR–FE, 2TR–FE
∗ 3 : 1KD–FTV, 2KD–FTV
∗ 4 : w/ Multi Display
∗ 5 : 1GR–FE
∗ 6 : 5L–E
∗ 7 : w/ Rear Diff. Lock
∗ 8 : w/ Theft Deterrent
∗22 : Europe
∗24 : 1KD–FTV, 2KD–FTV Europe From Aug. 2006 Production
∗25 : 2KD–FTV Except Europe From Aug. 2006 Production
∗28 : Before Aug. 2008 Production
∗29 : From Aug. 2008 Production
∗30 : Australia, Europe
∗31 : Except ∗30
∗46 : South Africa
∗47 : Except ∗46
Fuel Injector
(No. 1)
C 8(A), C19(B)
Combination Meter
High Beam
Door
Speedometer
Tachometer
Fuel
Temp.
CPU
ID2
Combination SW
Door Courtesy SW
(Front Passenger's Side)
Door Courtesy SW
(Rear LH)
Door Courtesy SW
(Rear RH)
Door Courtesy SW
(Driver's Side)
Integration Relay
Unlock Warning SW
S 3
Speed Sensor
SI
IG+
J30(B), J38(A)
Junction
Connector
EG
ED

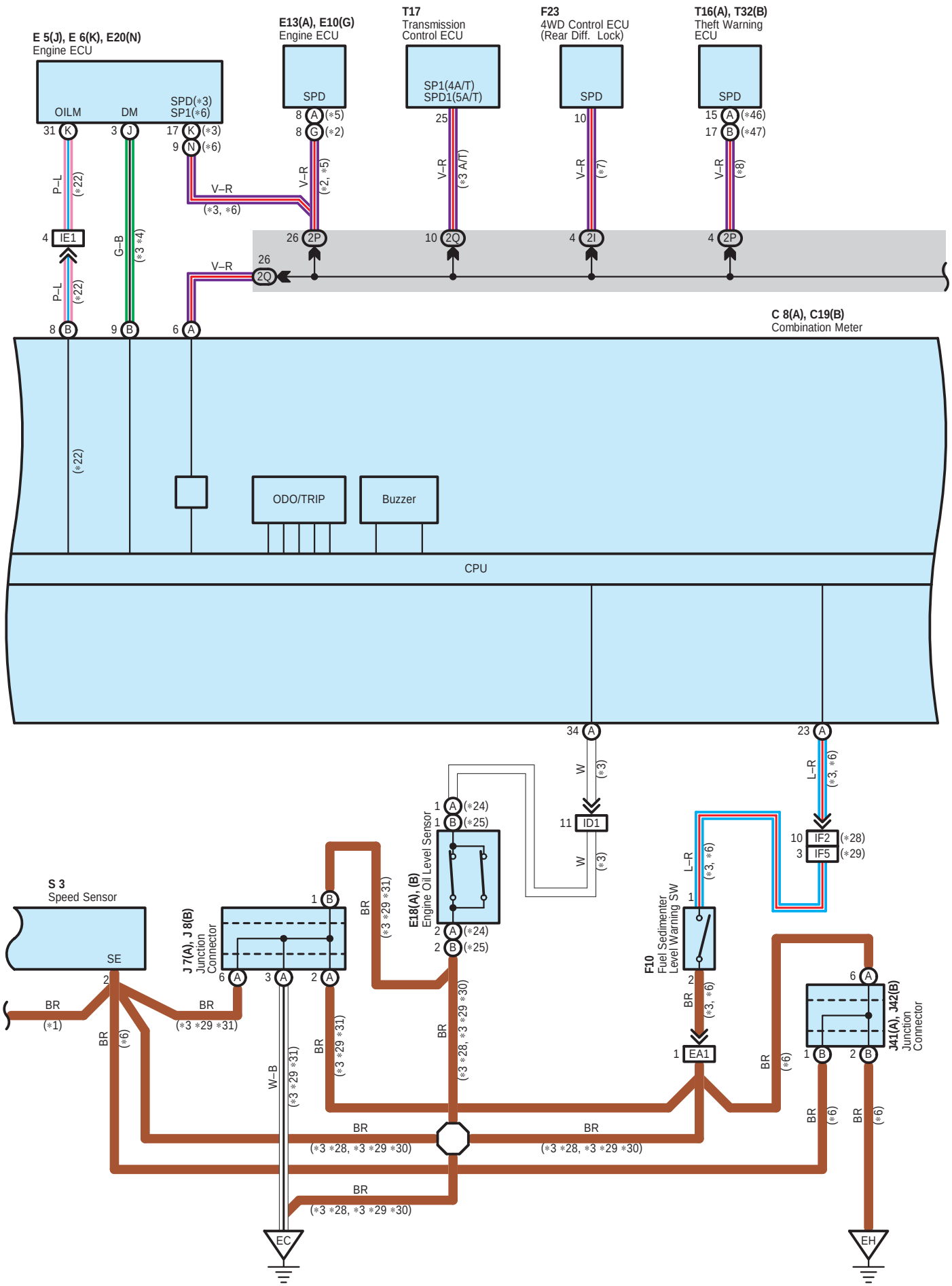
E 5(J), E 6(K), E20(N)
Engine ECU
OILM
DM
SPD(*3)
SP1(*6)
E13(A), E10(G)
Engine ECU
SPD
T17
Transmission
Control ECU
SP1(4A/T)
SPD1(5A/T)
F23
4WD Control ECU
(Rear Diff. Lock)
SPD
T16(A), T32(B)
Theft Warning
ECU
SPD
IE1
2P
2Q
2I
2P
C 8(A), C19(B)
Combination Meter
ODO/TRIP
Buzzer
CPU
ID1
IF2
IF5
S 3
Speed Sensor
SE
J 7(A), J 8(B)
Junction
Connector
E18(A), (B)
Engine Oil Level Sensor
F10
Fuel Sedimenter
Level Warning SW
EA1
J41(A), J42(B)
Junction
Connector
EC
EH

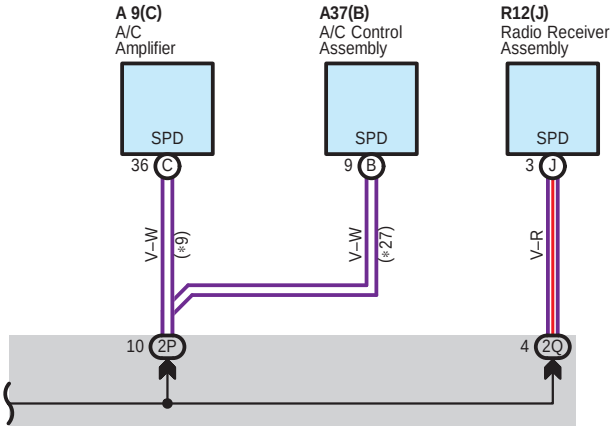

* 1 : 1TR–FE, 2TR–FE, 1GR–FE
* 2 : 1TR–FE, 2TR–FE
* 3 : 1KD–FTV, 2KD–FTV
* 4 : w/ Multi Display
* 6 : 5L–E
* 9 : Cold Area Spec. w/ Manual A/C
*10 : w/o Daytime Running Light
*11 : w/ Daytime Running Light
*12 : w/ Light Control Rheostat
*13 : w/o Light Control Rheostat
w/ Short Connector (Light Control Rheostat)
*14 : Except *12, *13
*15 : w/ A/T Indicator Light
*16 : w/o A/T Indicator Light
*22 : Europe
*23 : Middle East
*27 : w/ Automatic A/C
*28 : Before Aug. 2008 Production
*29 : From Aug. 2008 Production

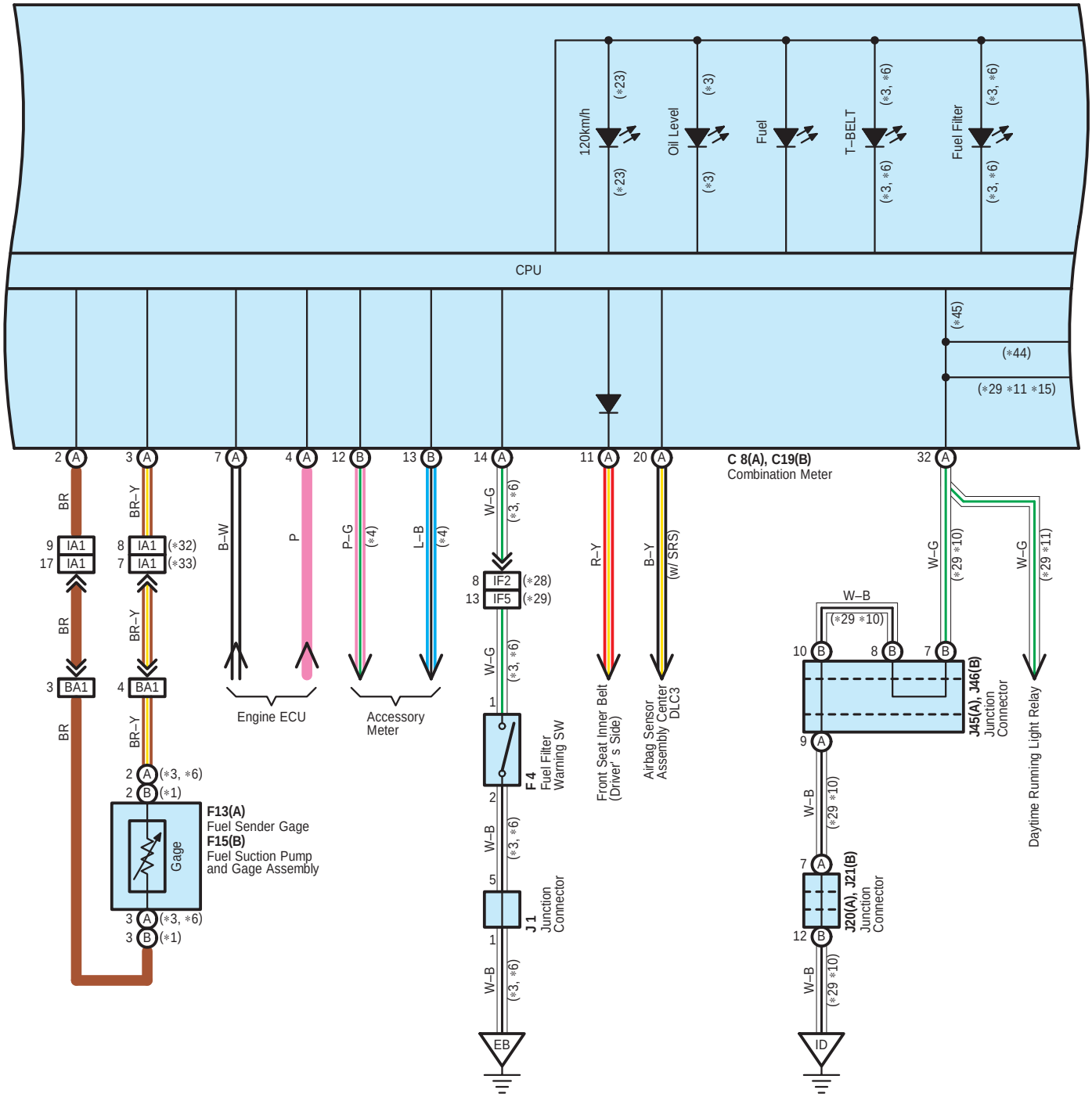

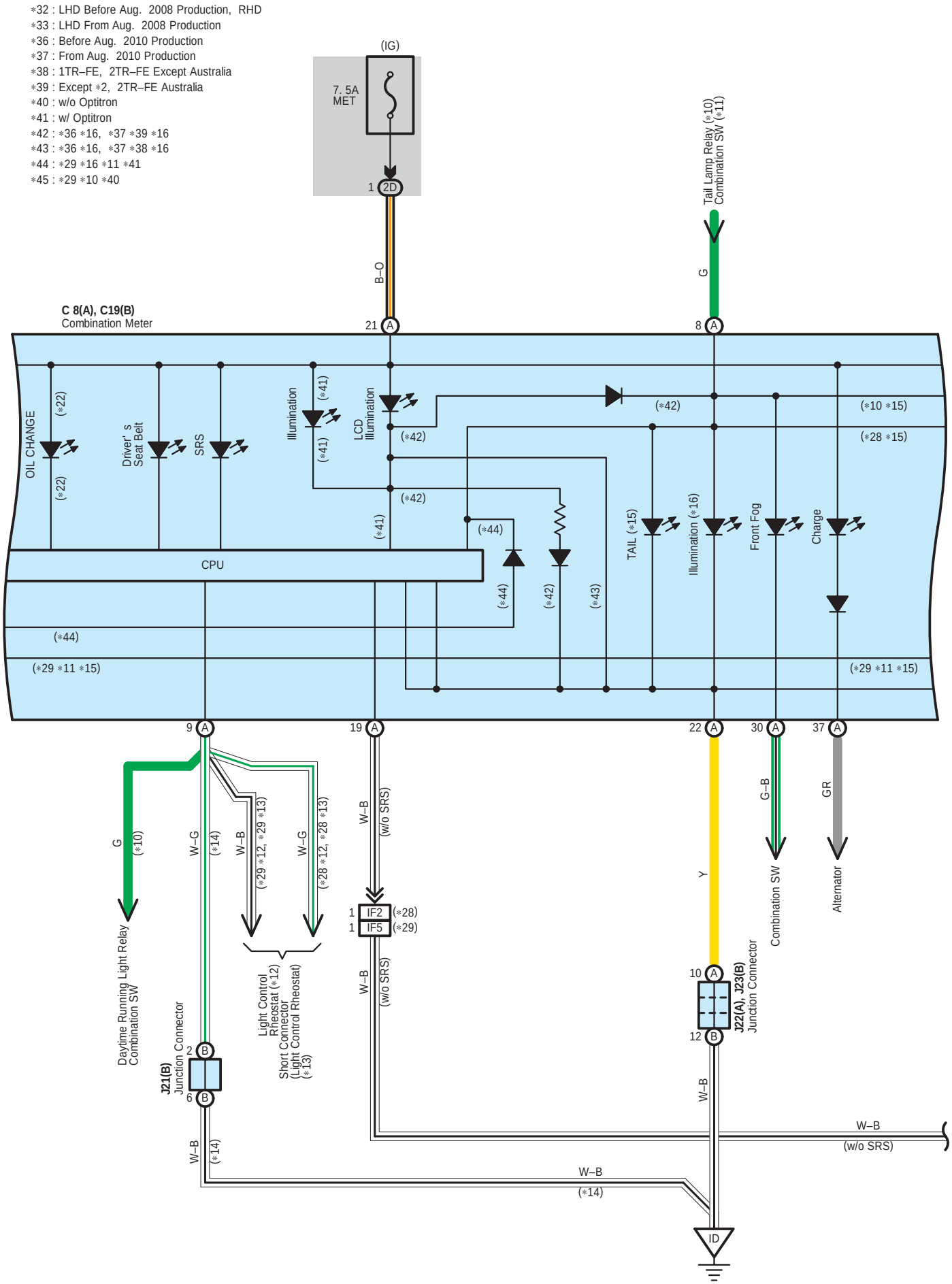
*32 : LHD Before Aug. 2008 Production, RHD
*33 : LHD From Aug. 2008 Production
*36 : Before Aug. 2010 Production
*37 : From Aug. 2010 Production
*38 : 1TR–FE, 2TR–FE Except Australia
*39 : Except *2, 2TR–FE Australia
*40 : w/o Optitron
*41 : w/ Optitron
*42 : *36 *16, *37 *39 *16
*43 : *36 *16, *37 *38 *16
*44 : *29 *16 *11 *41
*45 : *29 *10 *40
(IG)
7. 5A
MET
1 2D
B–O
Tail Lamp Relay (*10)
Combination SW (*11)
G
C 8(A), C19(B)
Combination Meter
21 A
8 A
OIL CHANGE
(*22)
Driver's Seat Belt
SRS
Illumination
(*41)
LCD Illumination
(*42)
(*10 *15)
(*28 *15)
(*44)
CPU
TAIL (*15)
Illumination (*16)
Front Fog
Charge
(*43)
(*29 *11 *15)
9 A
19 A
22 A
30 A
37 A
G
(*10)
W–G
(*14)
W–B
(*29 *12, *29 *13)
(*28 *12, *28 *13)
W–B
(w/o SRS)
G–B
GR
Y
Combination SW
Alternator
1 IF2 (*28)
1 IF5 (*29)
Daytime Running Light Relay
Combination SW
Light Control Rheostat (*12)
Short Connector (Light Control Rheostat) (*13)
J21(B)
Junction Connector
2 B
6 B
10 A
12 B
J22(A), J23(B)
Junction Connector
W–B
(w/o SRS)
(*14)
ID

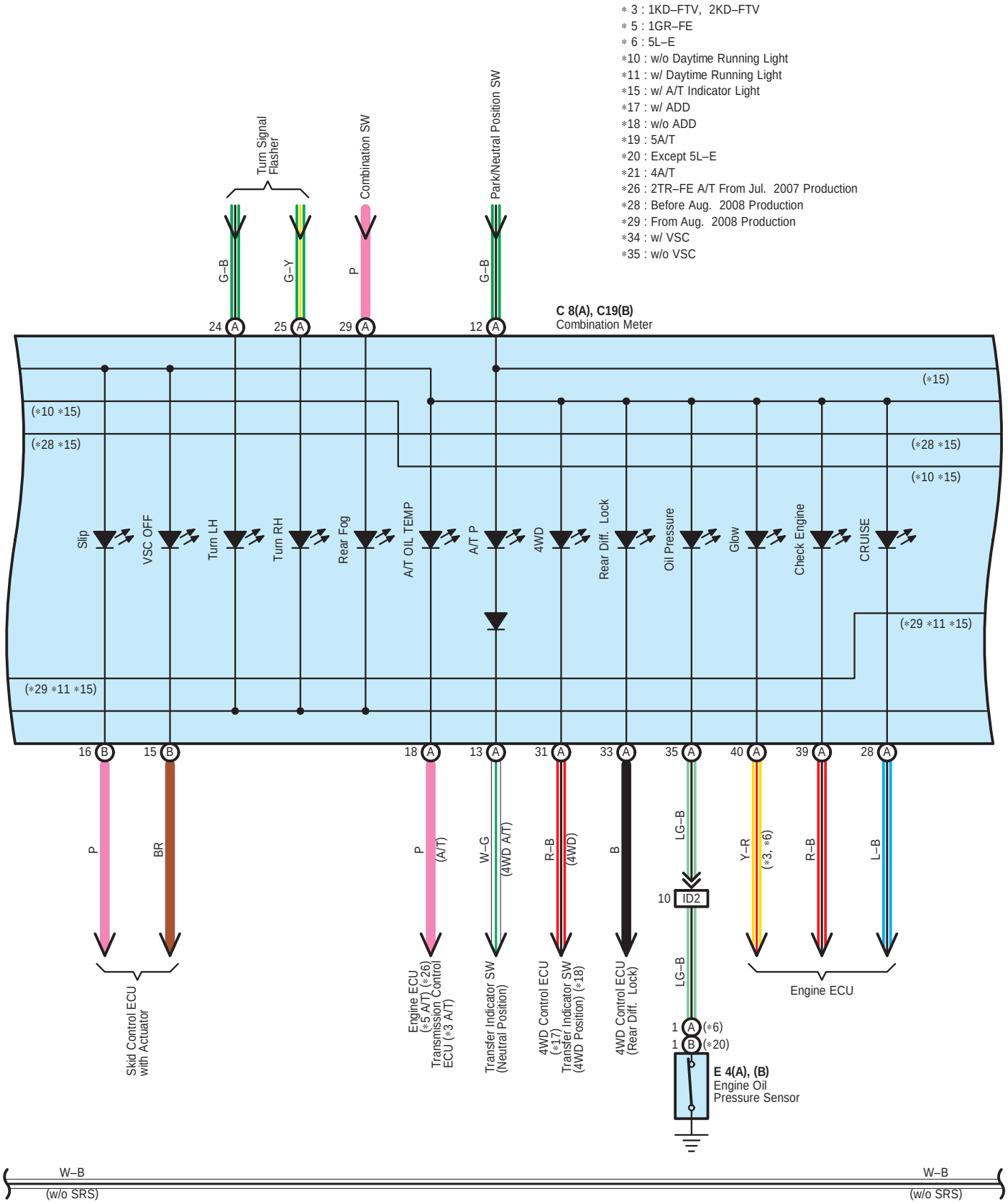
∗ 3 : 1KD–FTV, 2KD–FTV
∗ 5 : 1GR–FE
∗ 6 : 5L–E
∗10 : w/o Daytime Running Light
∗11 : w/ Daytime Running Light
∗15 : w/ A/T Indicator Light
∗17 : w/ ADD
∗18 : w/o ADD
∗19 : 5A/T
∗20 : Except 5L–E
∗21 : 4A/T
∗26 : 2TR–FE A/T From Jul. 2007 Production
∗28 : Before Aug. 2008 Production
∗29 : From Aug. 2008 Production
∗34 : w/ VSC
∗35 : w/o VSC
Turn Signal Flasher
Combination SW
Park/Neutral Position SW
G–B
G–Y
P
G–B
24 A
25 A
29 A
12 A
C 8(A), C19(B)
Combination Meter
(∗15)
(∗10 ∗15)
(∗28 ∗15)
(∗28 ∗15)
(∗10 ∗15)
Slip
VSC OFF
Turn LH
Turn RH
Rear Fog
A/T OIL TEMP
A/T P
4WD
Rear Diff. Lock
Oil Pressure
Glow
Check Engine
CRUISE
(∗29 ∗11 ∗15)
(∗29 ∗11 ∗15)
16 B
15 B
18 A
13 A
31 A
33 A
35 A
40 A
39 A
28 A
P
BR
P
(A/T)
W–G
(4WD A/T)
R–B
(4WD)
B
LG–B
Y–R
(∗3, ∗6)
R–B
L–B
10 ID2
LG–B
Skid Control ECU with Actuator
Engine ECU (∗5 A/T) (∗26) Transmission Control ECU (∗3 A/T)
Transfer Indicator SW (Neutral Position)
4WD Control ECU (∗17) Transfer Indicator SW (4WD Position) (∗18)
4WD Control ECU (Rear Diff. Lock)
Engine ECU
1 A (∗6)
1 B (∗20)
E 4(A), (B)
Engine Oil Pressure Sensor
W–B
(w/o SRS)
W–B
(w/o SRS)

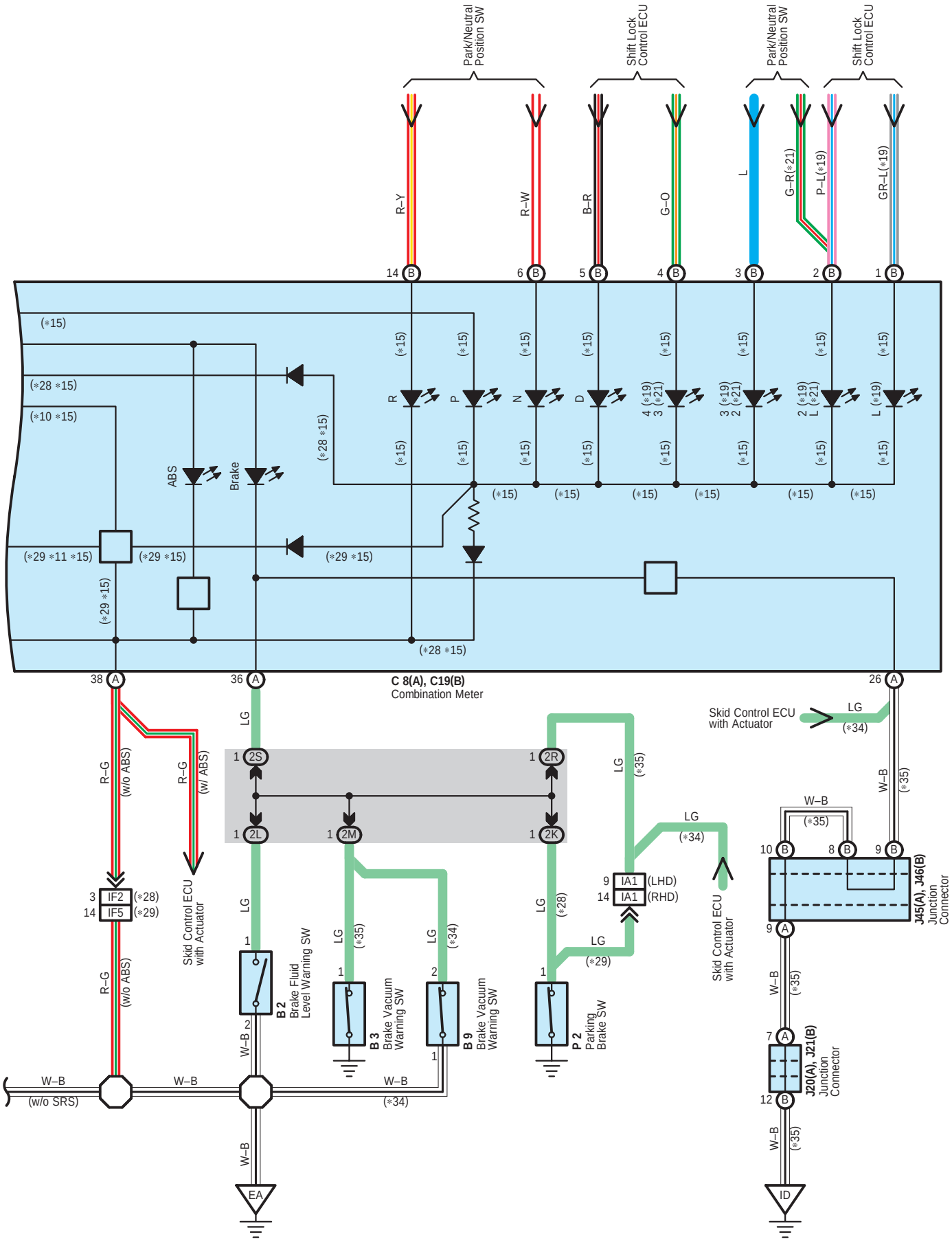
Park/Neutral Position SW
Shift Lock Control ECU
Park/Neutral Position SW
Shift Lock Control ECU
R–Y
R–W
B–R
G–O
L
G–R(*21)
P–L(*19)
GR–L(*19)
14 B
6 B
5 B
4 B
3 B
2 B
1 B
(*15)
(*28 *15)
(*10 *15)
(*29 *11 *15)
(*29 *15)
(*28 *15)
ABS
Brake
R
P
N
D
4 (*19) 3 (*21)
3 (*19) 2 (*21)
2 (*19) L (*21)
L (*19)
38 A
36 A
26 A
C 8(A), C19(B)
Combination Meter
Skid Control ECU with Actuator
LG
(*34)
R–G
(w/o ABS)
(w/ ABS)
W–B
(*35)
1 2S
1 2L
1 2M
1 2R
1 2K
3 IF2 (*28)
14 IF5 (*29)
9 IA1 (LHD)
14 IA1 (RHD)
LG
(*29)
(*28)
B 2
Brake Fluid Level Warning SW
B 3
Brake Vacuum Warning SW
B 9
Brake Vacuum Warning SW
P 2
Parking Brake SW
10 B
8 B
9 B
J45(A), J46(B)
Junction Connector
9 A
7 A
12 B
J20(A), J21(B)
Junction Connector
W–B
(w/o SRS)
(*34)
EA
ID

A 9
White

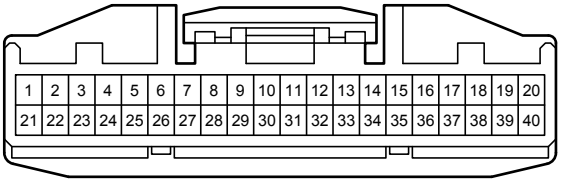

(Australia w/ PTC Heater Before Jun. 2011 Production, Europe Except Cold Area Spec. Before Jun. 2011 Production)

A 9
White

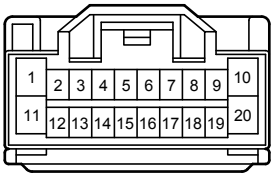

(w/o PTC Heater)

A 9
Black

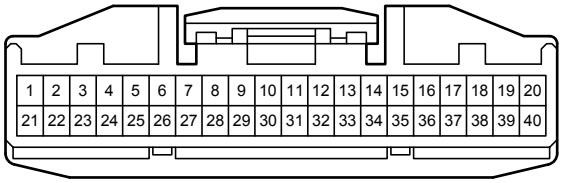

(Cold Area Spec. Before Jun. 2011 Production)

A 37
White

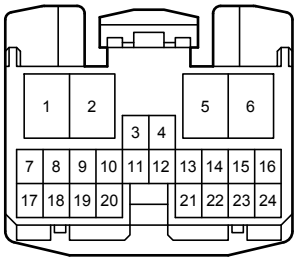

B 2
Gray

B 3
Gray

B 9
Black

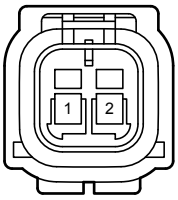

C 8
White

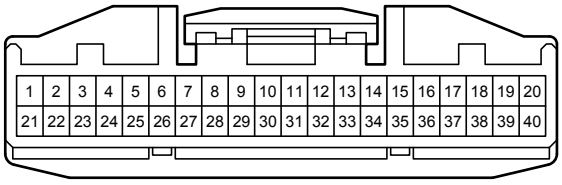

C 19
White

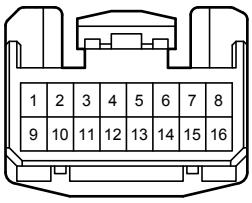

E 4
Black

(Except 5L-E)

E 4
White

(5L-E)

E 5
Gray

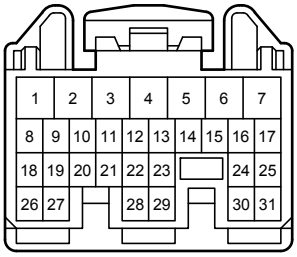

E 6
Gray

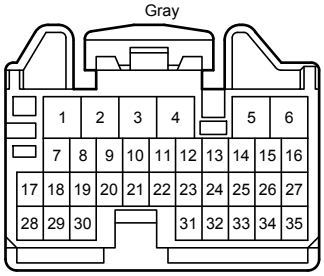

E 10
White

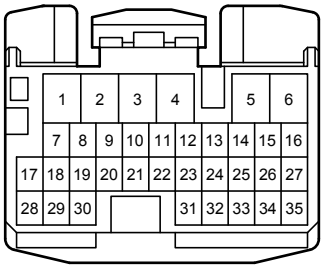

E 13
White

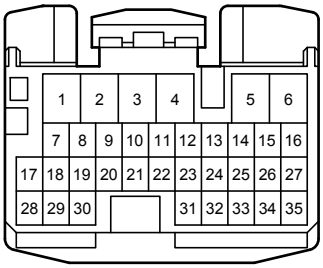

E 18
White

(1KD-FTV, 2KD-FTV Europe From Aug. 2006 Production)

E 18
Gray

(2KD-FTV Except Europe From Aug. 2006 Production)

E 20
White

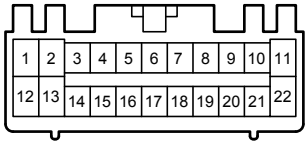

F 4
Black



F 10
Gray



F 13
Black

F 15
Black

F 23
White

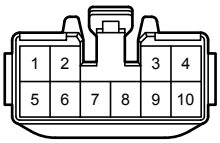

J 1
White

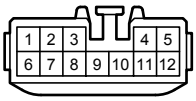

J 7
Blue

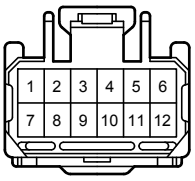

J 8
Blue



J 20
White



J 21
White



J 22
White



J 23
White



J 30
White

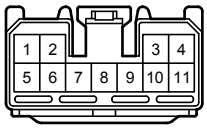

J 38
Blue

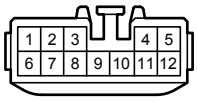

J 41
White



J 42
White



J 45
White



J 46
White



P 2
Black

R 12
White

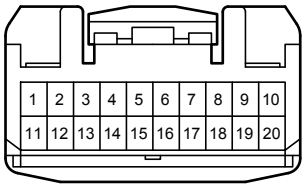

S 3
Black

T 16
White

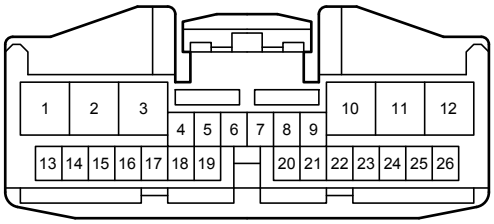

T 17
White

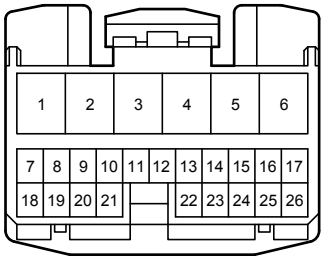

T 32
White

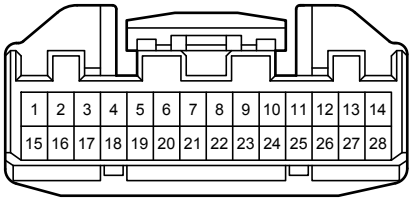

2D
White

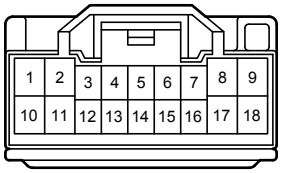

2I
White

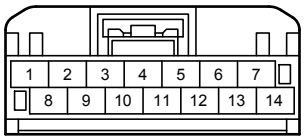

2J
White

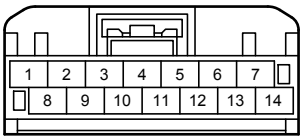

2K
Black

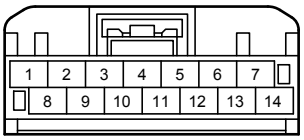

2L
Black

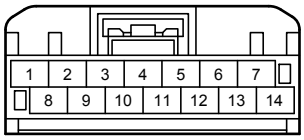

2M
White

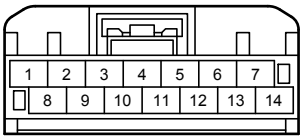

2P
White

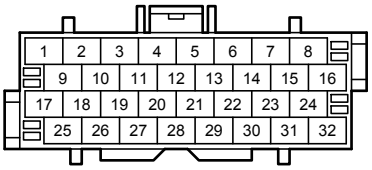

2Q
Gray

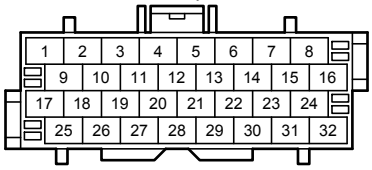

2R
Gray

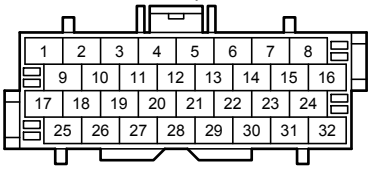

2S
White

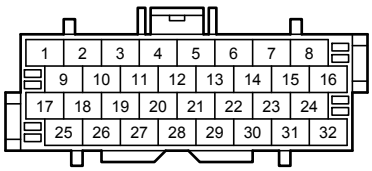

BA1
White

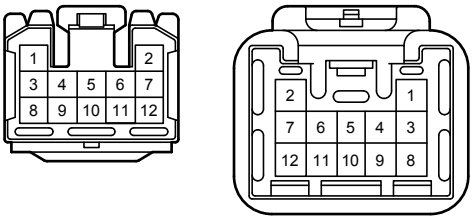

EA1
White

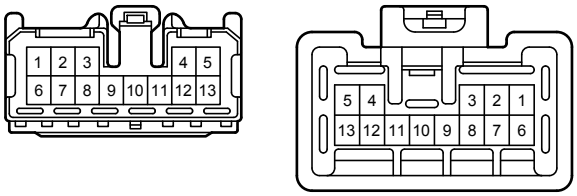

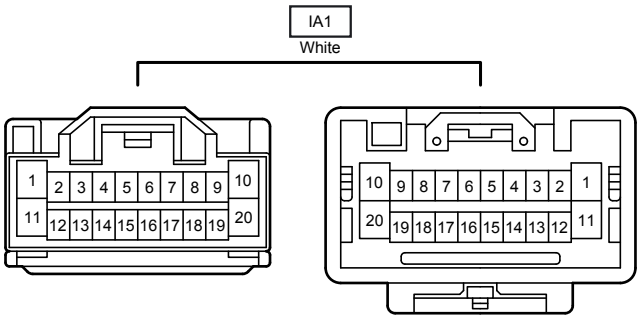
IA1
White
1 2 3 4 5 6 7 8 9 10
11 12 13 14 15 16 17 18 19 20
10 9 8 7 6 5 4 3 2 1
20 19 18 17 16 15 14 13 12 11

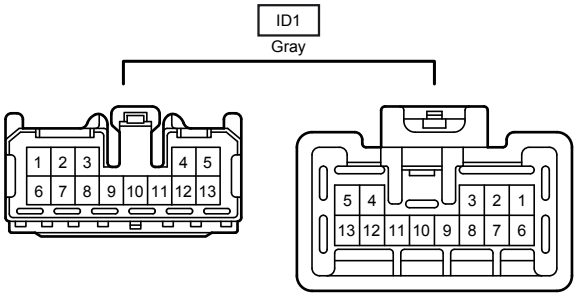
ID1
Gray
1 2 3 4 5
6 7 8 9 10 11 12 13
5 4 3 2 1
13 12 11 10 9 8 7 6

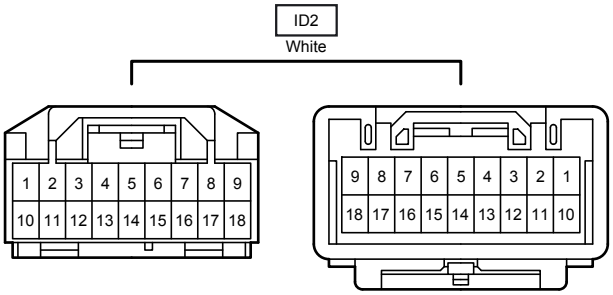
ID2
White
1 2 3 4 5 6 7 8 9
10 11 12 13 14 15 16 17 18
9 8 7 6 5 4 3 2 1
18 17 16 15 14 13 12 11 10

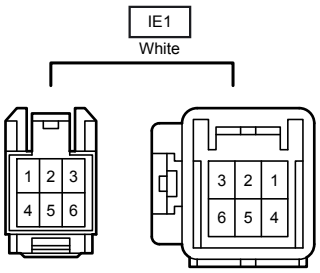
IE1
White
1 2 3
4 5 6
3 2 1
6 5 4

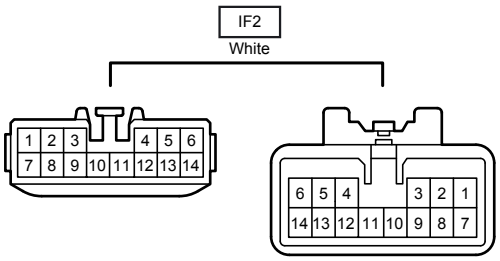
IF2
White
1 2 3 4 5 6
7 8 9 10 11 12 13 14
6 5 4 3 2 1
14 13 12 11 10 9 8 7

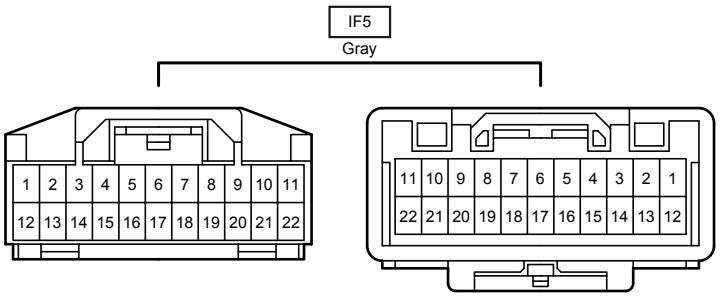
IF5
Gray
1 2 3 4 5 6 7 8 9 10 11
12 13 14 15 16 17 18 19 20 21 22
11 10 9 8 7 6 5 4 3 2 1
22 21 20 19 18 17 16 15 14 13 12