(Cont. next page)

Multiplex Communication System (CAN LHD)

*14 : w/ Pre-Collision System

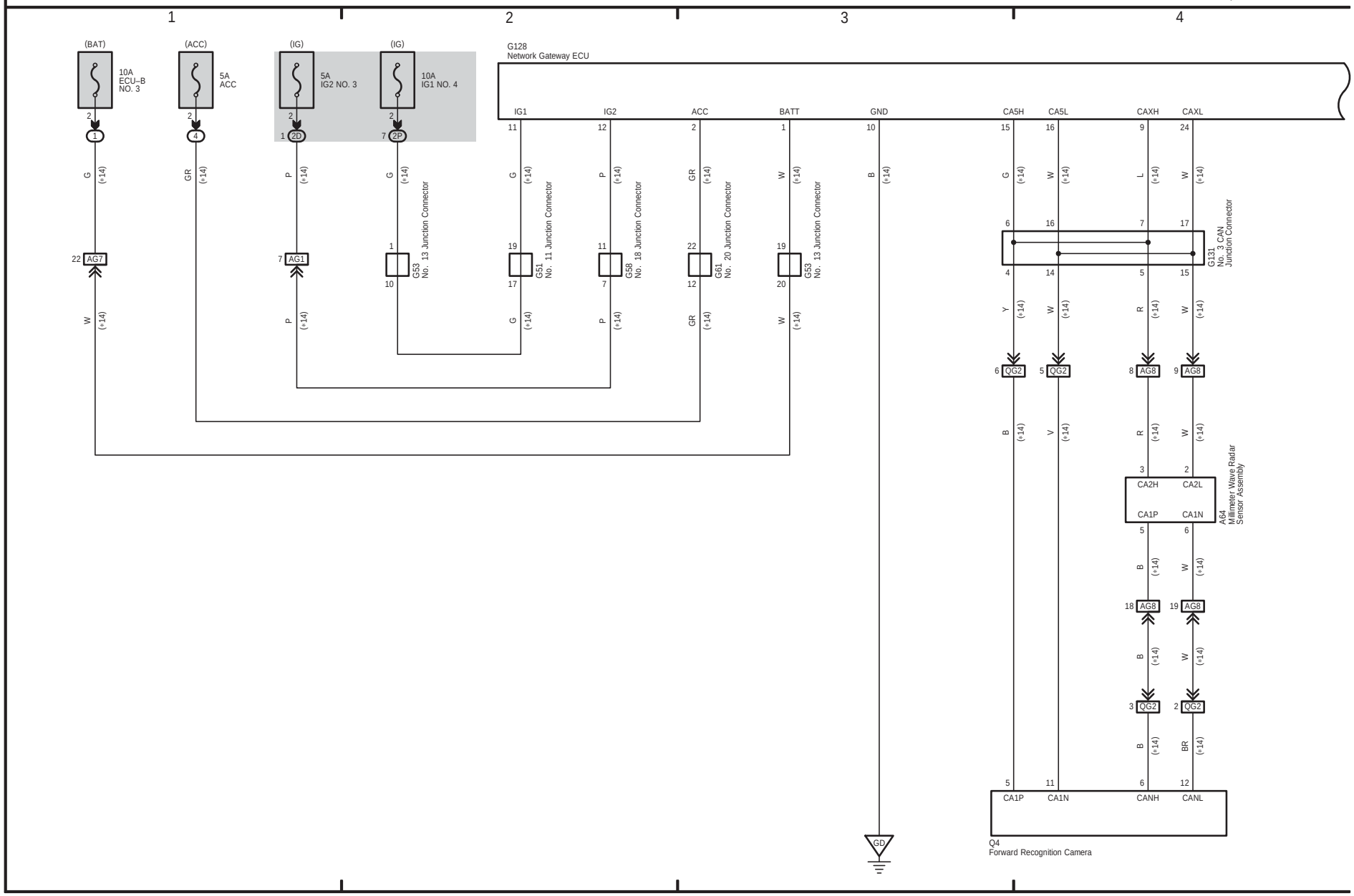

(Cont. next page)

Multiplex Communication System (CAN LHD)

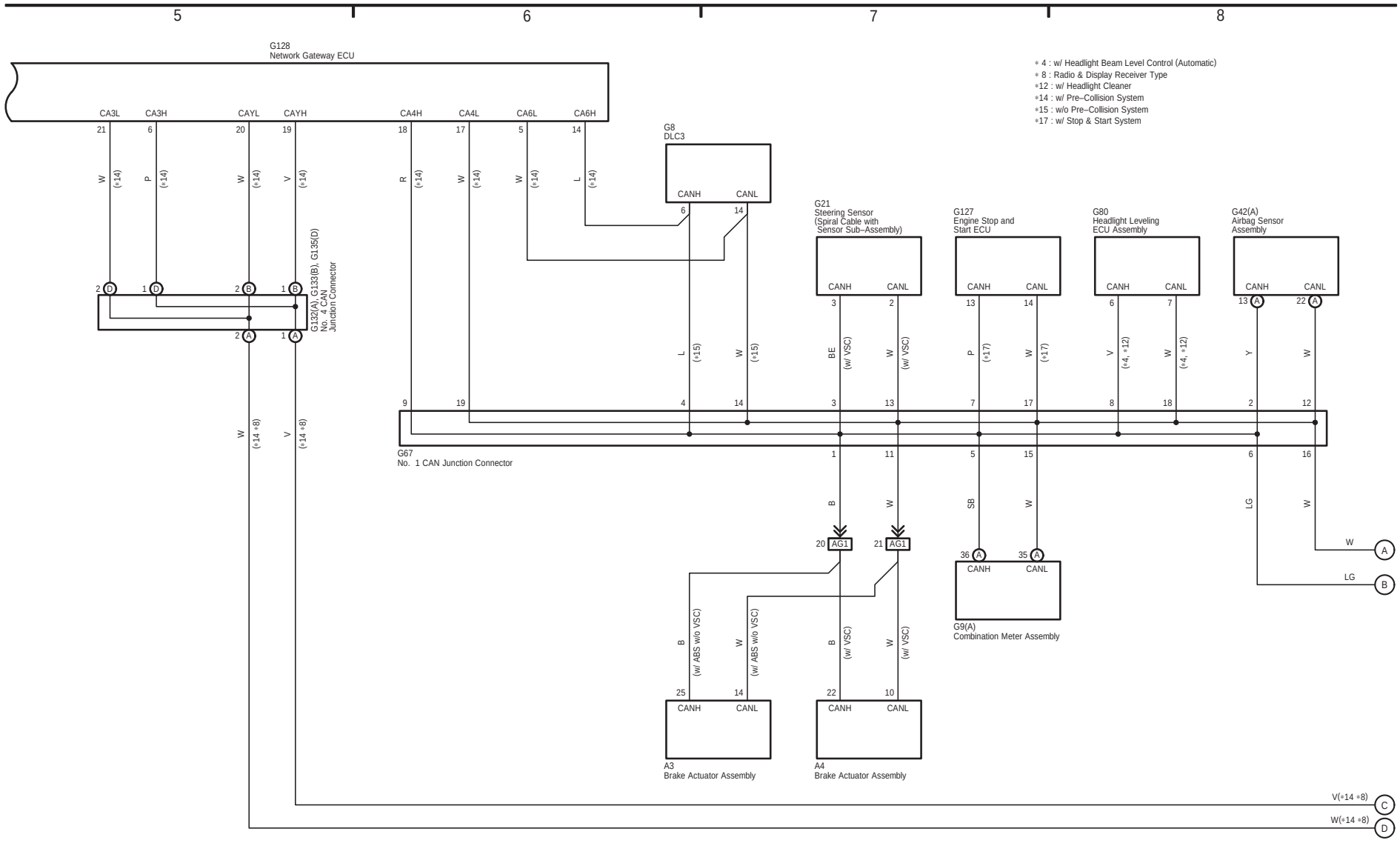

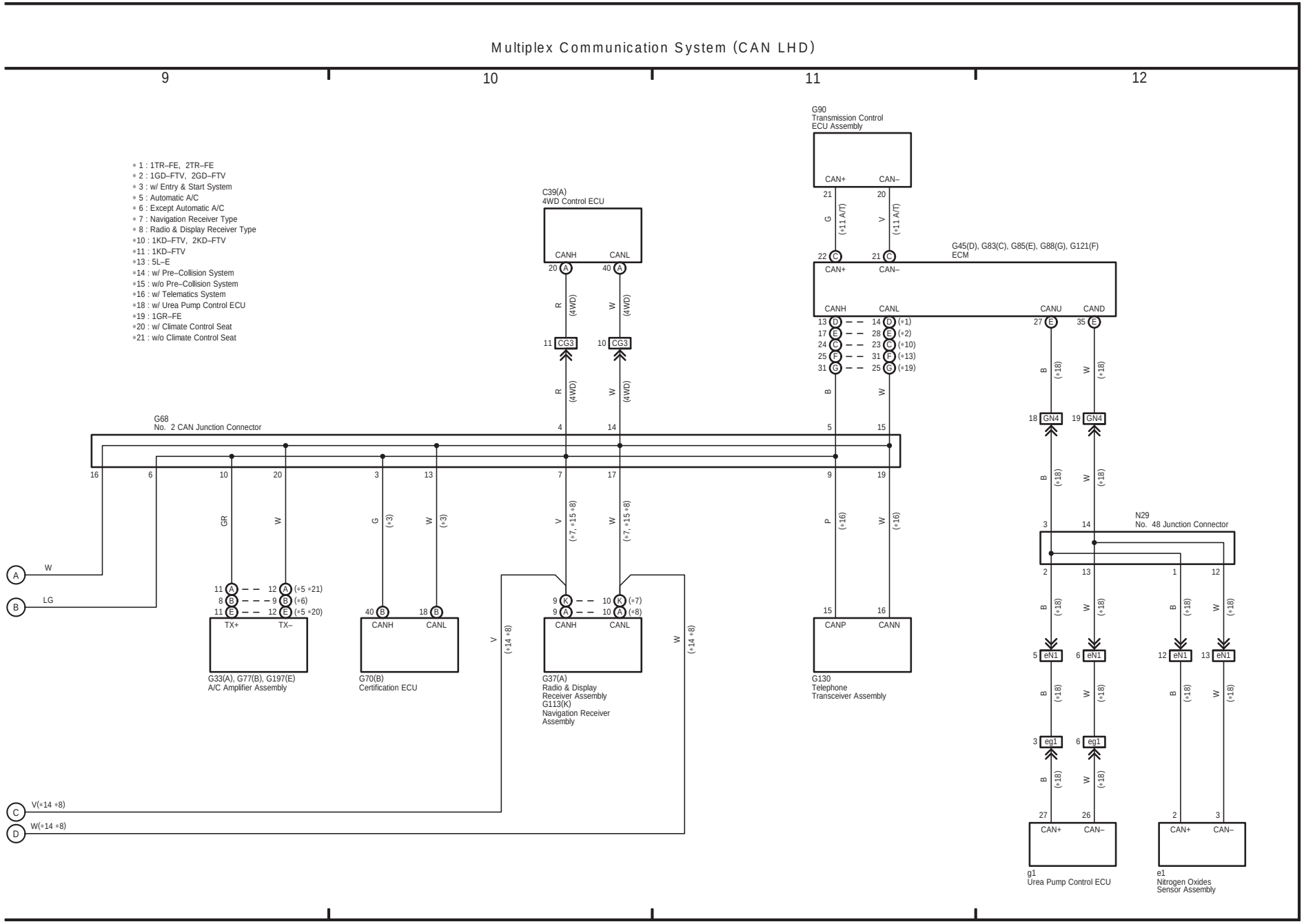
Multiplex Communication System (CAN LHD)
9
10
11
12
∗1 : 1TR–FE, 2TR–FE
∗2 : 1GD–FTV, 2GD–FTV
∗3 : w/ Entry & Start System
∗5 : Automatic A/C
∗6 : Except Automatic A/C
∗7 : Navigation Receiver Type
∗8 : Radio & Display Receiver Type
∗10 : 1KD–FTV, 2KD–FTV
∗11 : 1KD–FTV
∗13 : 5L–E
∗14 : w/ Pre–Collision System
∗15 : w/o Pre–Collision System
∗16 : w/ Telematics System
∗18 : w/ Urea Pump Control ECU
∗19 : 1GR–FE
∗20 : w/ Climate Control Seat
∗21 : w/o Climate Control Seat
G90
Transmission Control
ECU Assembly
CAN+
CAN–
C39(A)
4WD Control ECU
CANH
CANL
CG3
G45(D), G83(C), G85(E), G88(G), G121(F)
ECM
CANU
CAND
GN4
G68
No. 2 CAN Junction Connector
N29
No. 48 Junction Connector
eN1
eg1
TX+
TX–
G33(A), G77(B), G197(E)
A/C Amplifier Assembly
G70(B)
Certification ECU
G37(A)
Radio & Display
Receiver Assembly
G113(K)
Navigation Receiver
Assembly
CANP
CANN
G130
Telephone
Transceiver Assembly
g1
Urea Pump Control ECU
e1
Nitrogen Oxides
Sensor Assembly
W
LG
V(∗14 ∗8)
W(∗14 ∗8)