(Cont. next page)

SRS (LHD)

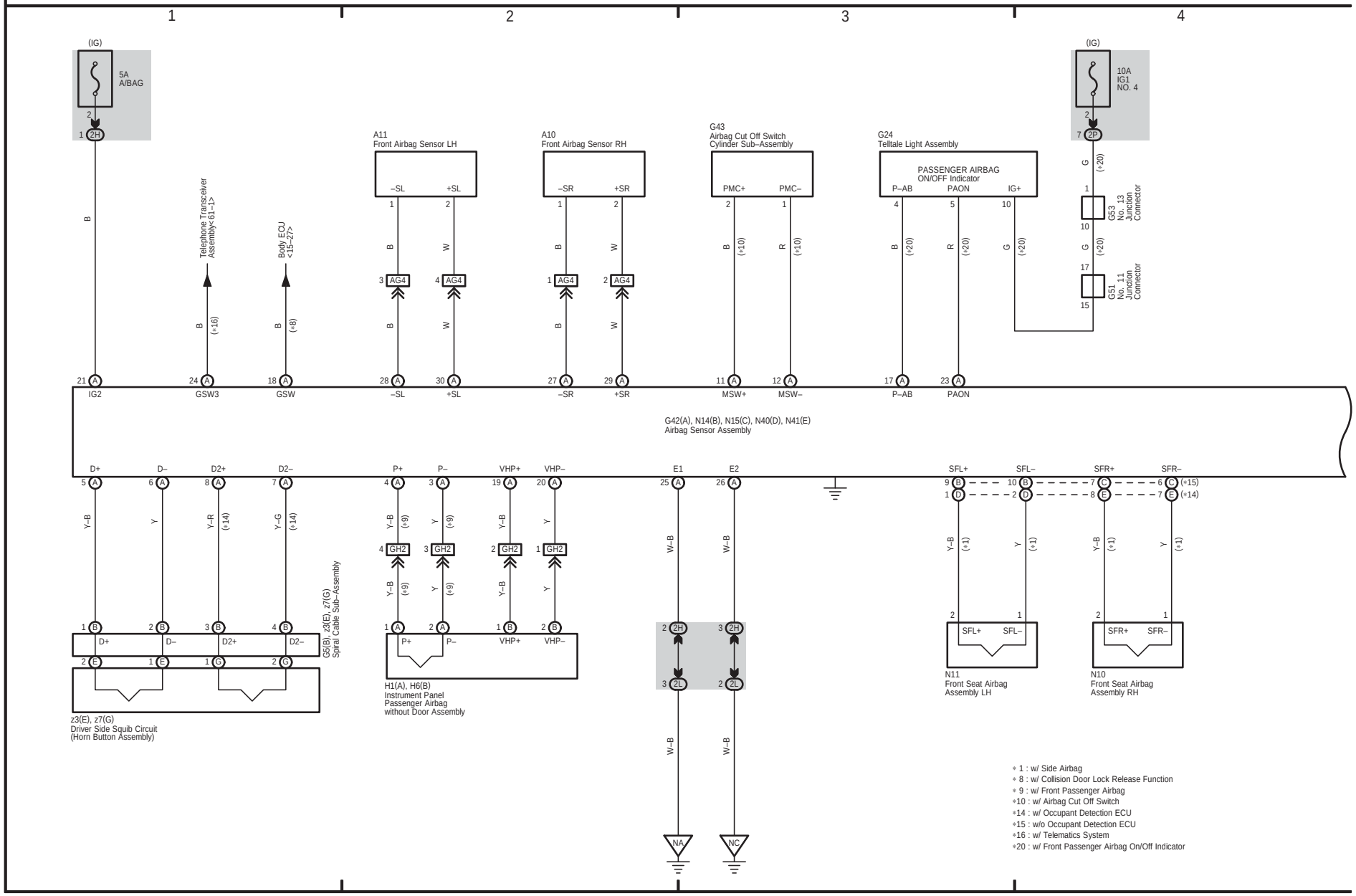

(Cont. next page)

SRS (LHD)

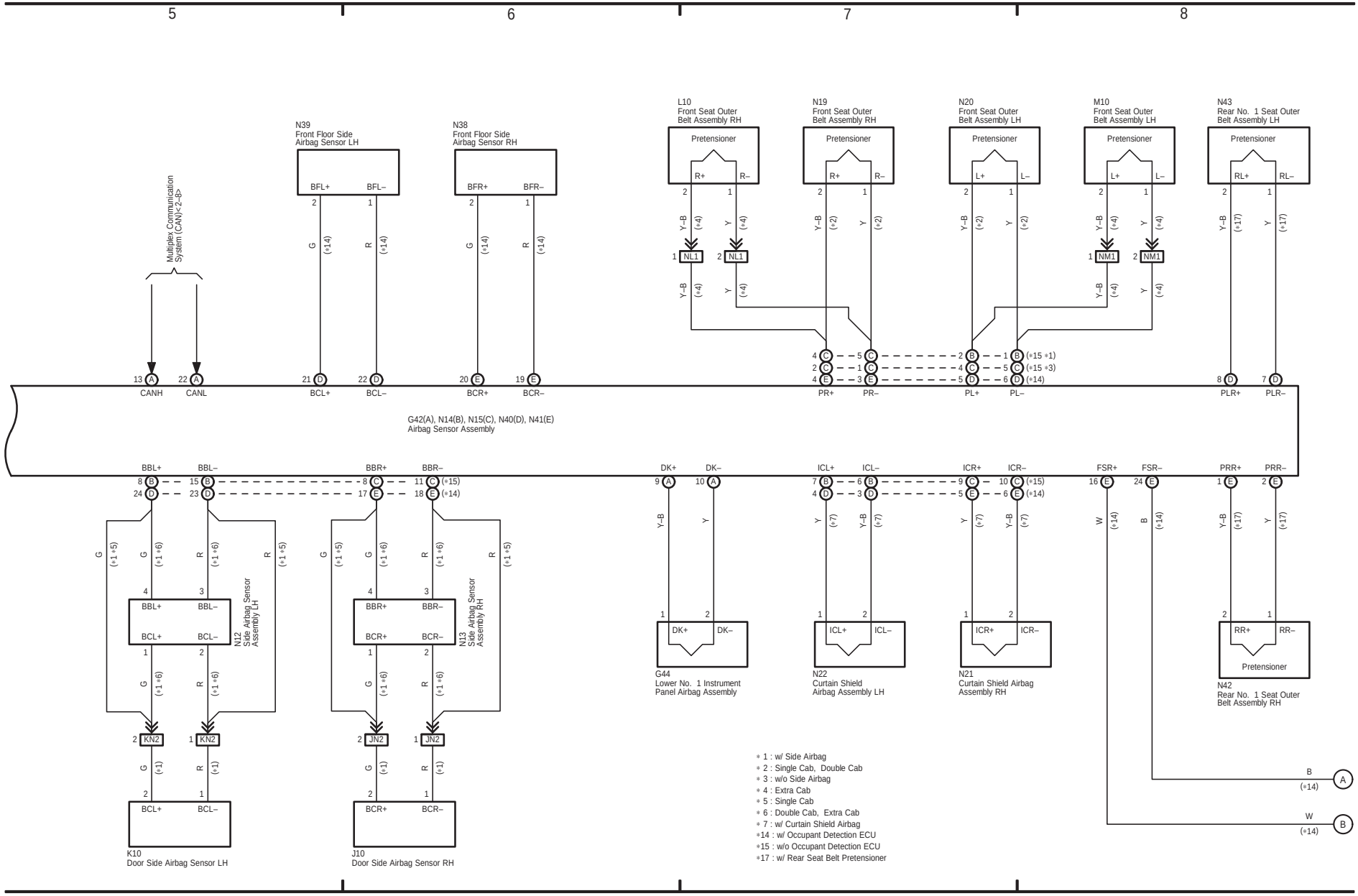

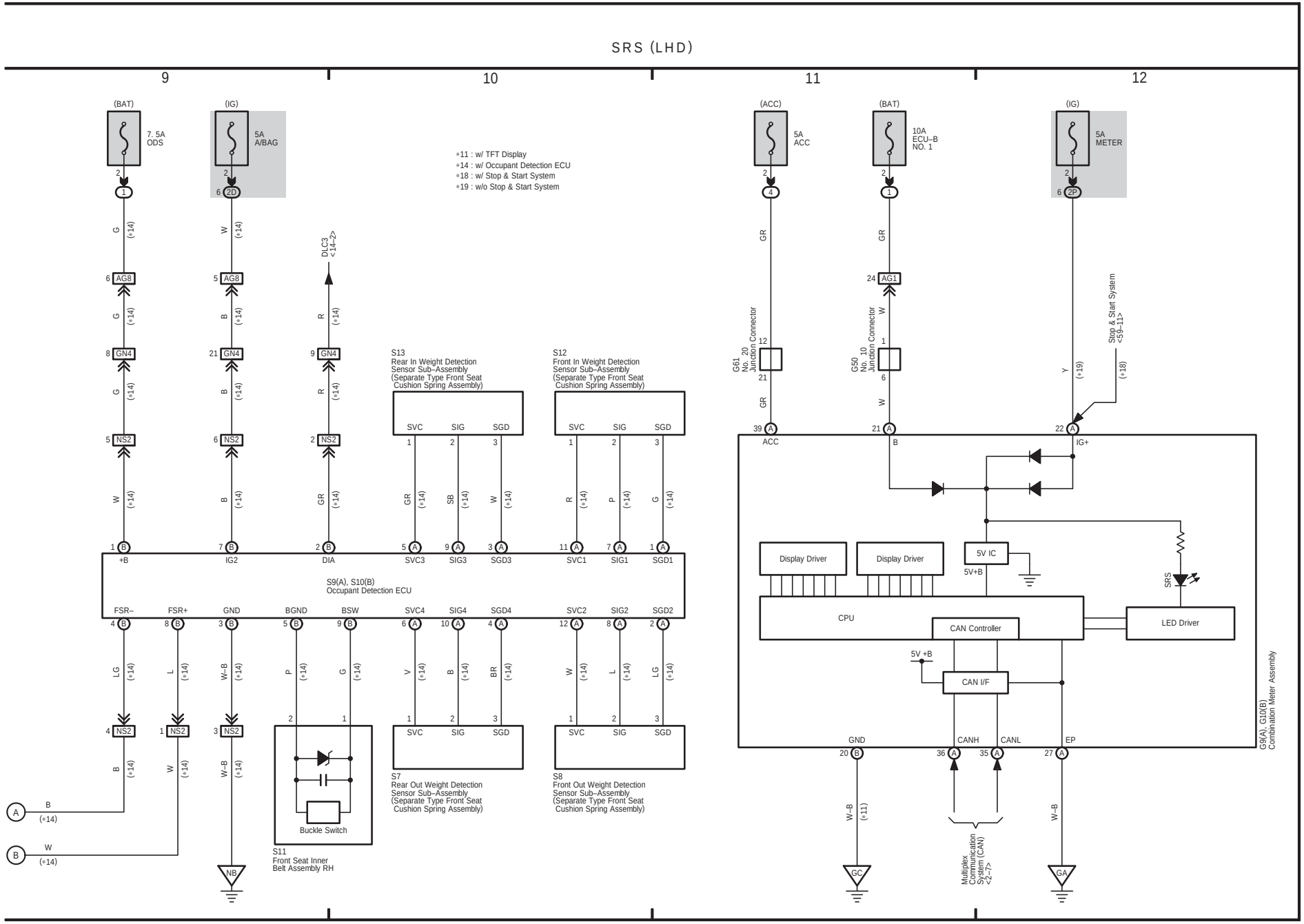
SRS (LHD)
9
10
11
12
(BAT)
7. 5A
ODS
(IG)
5A
A/BAG
∗11 : w/ TFT Display
∗14 : w/ Occupant Detection ECU
∗18 : w/ Stop & Start System
∗19 : w/o Stop & Start System
DLC3
<14–2>
AG8
GN4
NS2
S13
Rear In Weight Detection
Sensor Sub–Assembly
(Separate Type Front Seat
Cushion Spring Assembly)
S12
Front In Weight Detection
Sensor Sub–Assembly
(Separate Type Front Seat
Cushion Spring Assembly)
SVC
SIG
SGD
+B
IG2
DIA
SVC3
SIG3
SGD3
SVC1
SIG1
SGD1
S9(A), S10(B)
Occupant Detection ECU
FSR–
FSR+
GND
BGND
BSW
SVC4
SIG4
SGD4
SVC2
SIG2
SGD2
Buckle Switch
S11
Front Seat Inner
Belt Assembly RH
S7
Rear Out Weight Detection
Sensor Sub–Assembly
(Separate Type Front Seat
Cushion Spring Assembly)
S8
Front Out Weight Detection
Sensor Sub–Assembly
(Separate Type Front Seat
Cushion Spring Assembly)
NB
(ACC)
5A
ACC
(BAT)
10A
ECU–B
NO. 1
(IG)
5A
METER
AG1
G61
No. 20
Junction Connector
G50
No. 10
Junction Connector
Stop & Start System
<59–11>
ACC
B
IG+
Display Driver
Display Driver
5V IC
5V+B
SRS
CPU
CAN Controller
LED Driver
5V +B
CAN I/F
GND
CANH
CANL
EP
G9(A), G10(B)
Combination Meter Assembly
Multiplex
Communication
System (CAN)
<2–7>
GC
GA