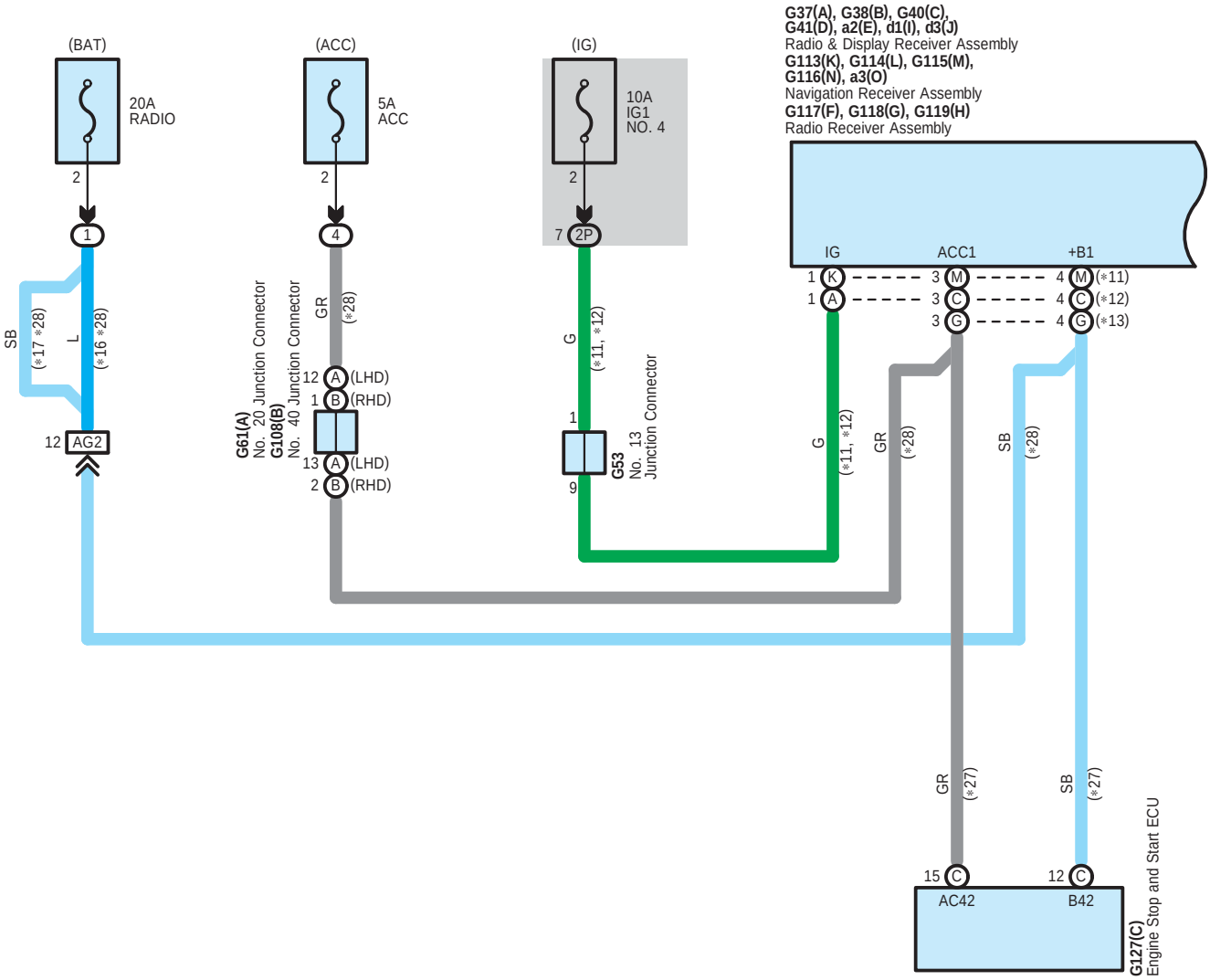

∗ 3 : 6 Speaker
∗ 4 : 4 Speaker
∗ 5 : 2 Speaker
∗ 6 : Double Cab
∗ 7 : Extra Cab
∗11 : Navigation Receiver Type
∗12 : Radio & Display Receiver Type
∗13 : Radio Receiver Type
∗16 : RHD 1GD–FTV, RHD 2GD–FTV
∗17 : LHD, RHD 1KD–FTV, RHD 2KD–FTV, 1GR–FE, RHD 1TR–FE, RHD 2TR–FE
∗27 : w/ Stop & Start System
∗28 : w/o Stop & Start System

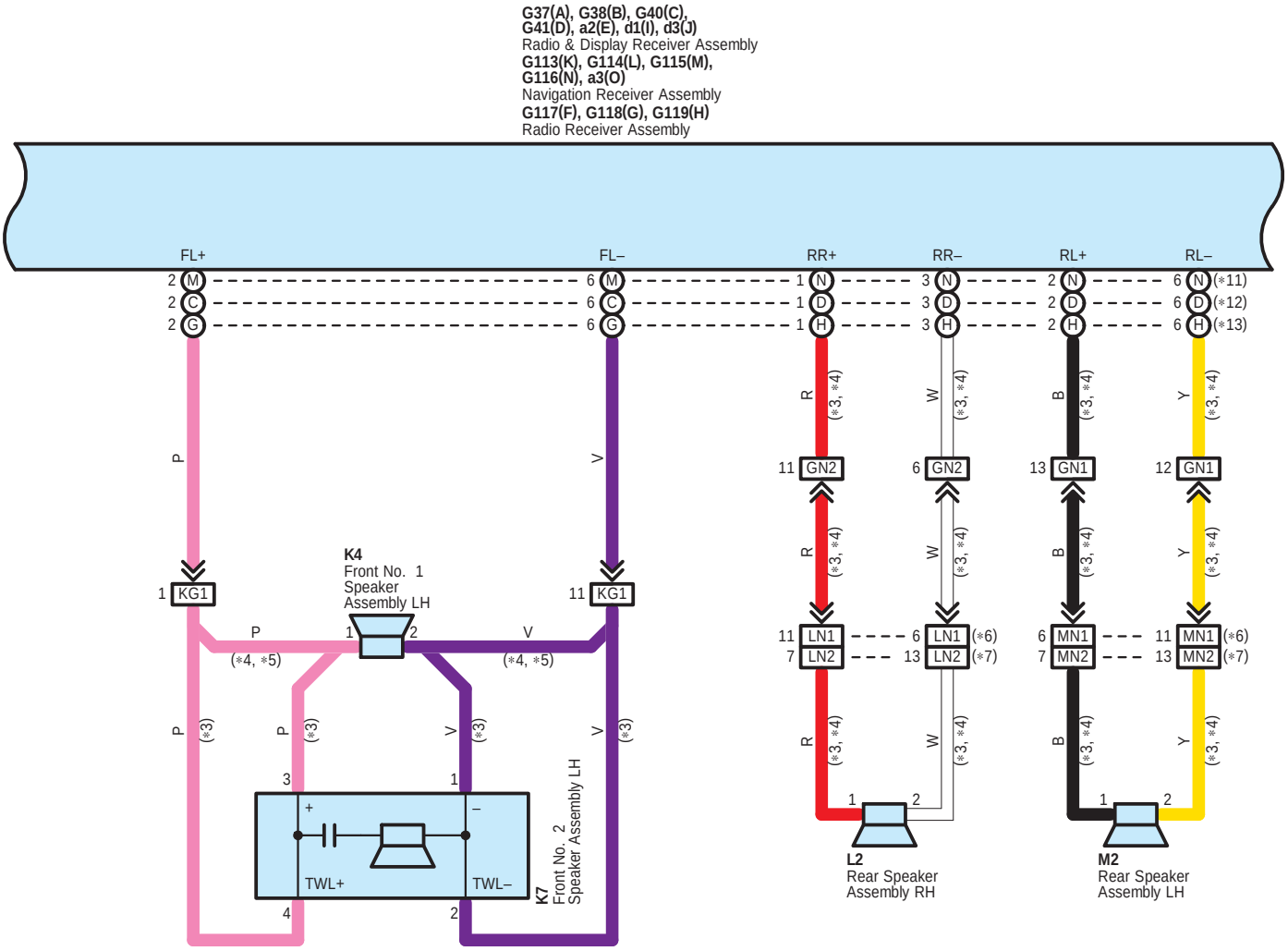
G37(A), G38(B), G40(C),
G41(D), a2(E), d1(I), d3(J)
Radio & Display Receiver Assembly
G113(K), G114(L), G115(M),
G116(N), a3(O)
Navigation Receiver Assembly
G117(F), G118(G), G119(H)
Radio Receiver Assembly
FL+
FL–
RR+
RR–
RL+
RL–
K4
Front No. 1
Speaker
Assembly LH
K7
Front No. 2
Speaker Assembly LH
TWL+
TWL–
L2
Rear Speaker
Assembly RH
M2
Rear Speaker
Assembly LH

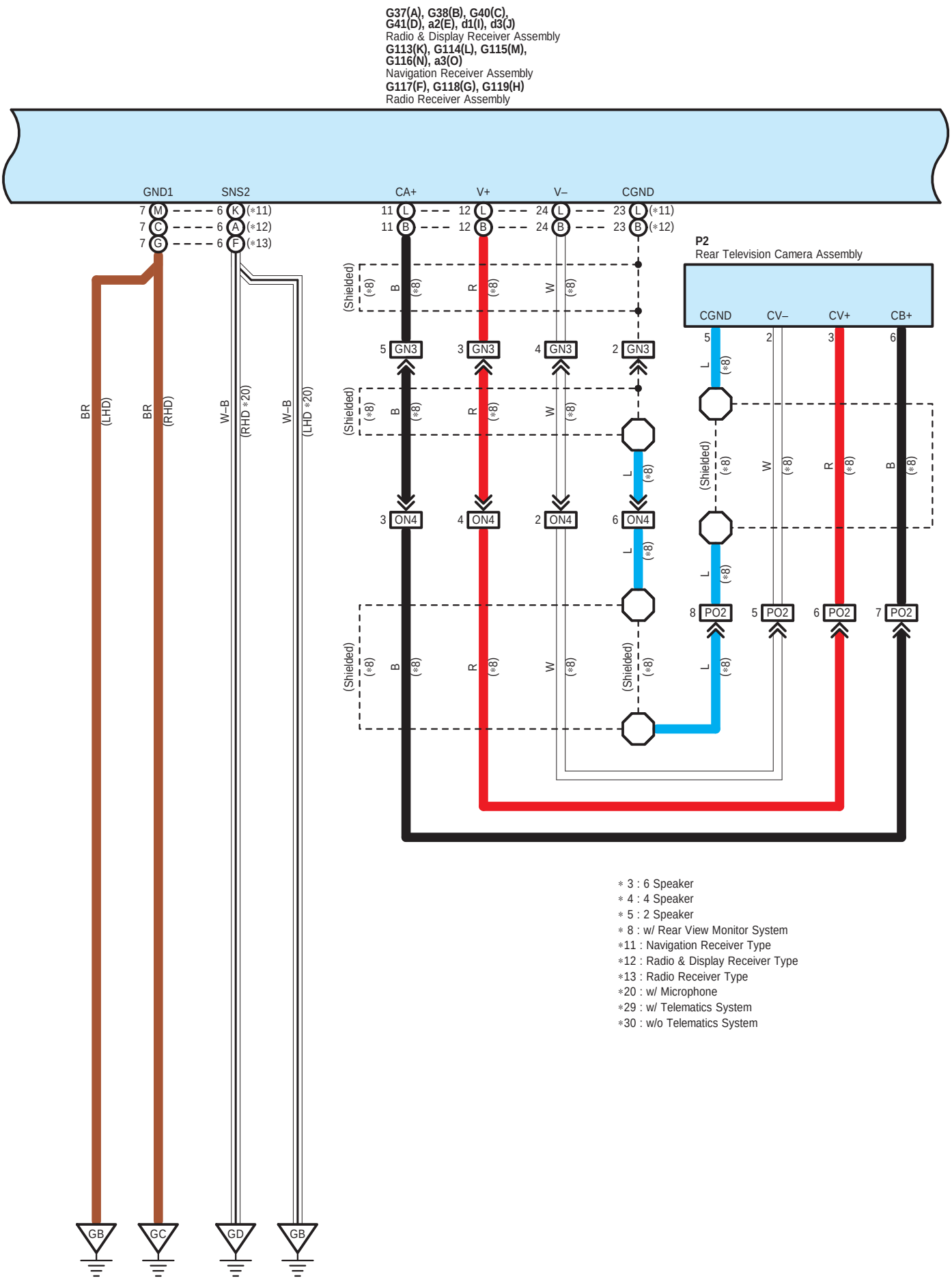

∗ 3 : 6 Speaker
∗ 4 : 4 Speaker
∗ 5 : 2 Speaker
∗ 8 : w/ Rear View Monitor System
∗11 : Navigation Receiver Type
∗12 : Radio & Display Receiver Type
∗13 : Radio Receiver Type
∗20 : w/ Microphone
∗29 : w/ Telematics System
∗30 : w/o Telematics System

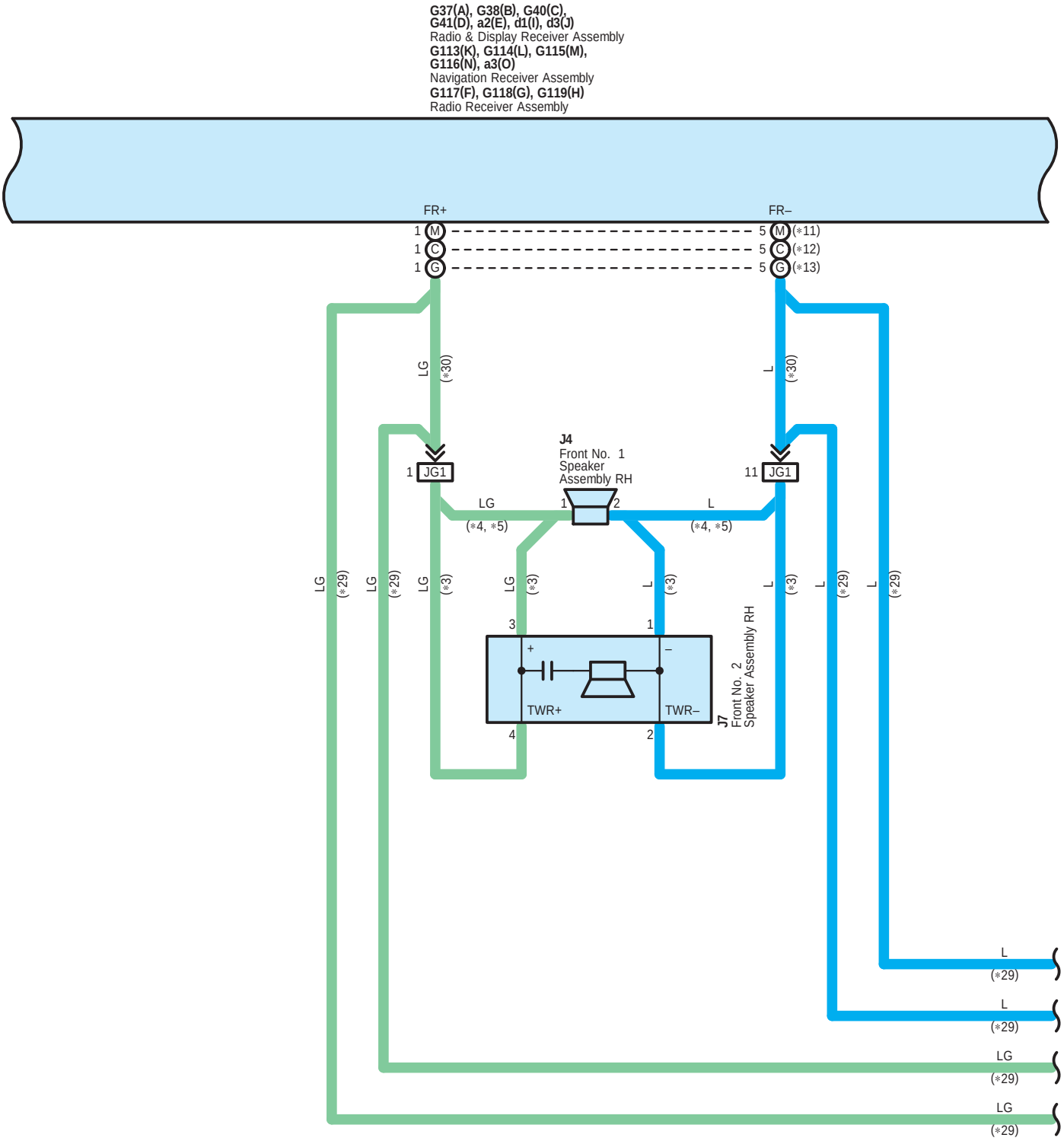
G37(A), G38(B), G40(C),
G41(D), a2(E), d1(I), d3(J)
Radio & Display Receiver Assembly
G113(K), G114(L), G115(M),
G116(N), a3(O)
Navigation Receiver Assembly
G117(F), G118(G), G119(H)
Radio Receiver Assembly
FR+
FR–
1 M
1 C
1 G
5 M (∗11)
5 C (∗12)
5 G (∗13)
LG (∗30)
L (∗30)
1 JG1
11 JG1
J4
Front No. 1
Speaker
Assembly RH
LG (∗4, ∗5)
L (∗4, ∗5)
LG (∗29)
LG (∗29)
LG (∗3)
LG (∗3)
L (∗3)
L (∗3)
L (∗29)
L (∗29)
3
1
+
–
TWR+
TWR–
4
2
J7
Front No. 2
Speaker Assembly RH
L (∗29)
L (∗29)
LG (∗29)
LG (∗29)

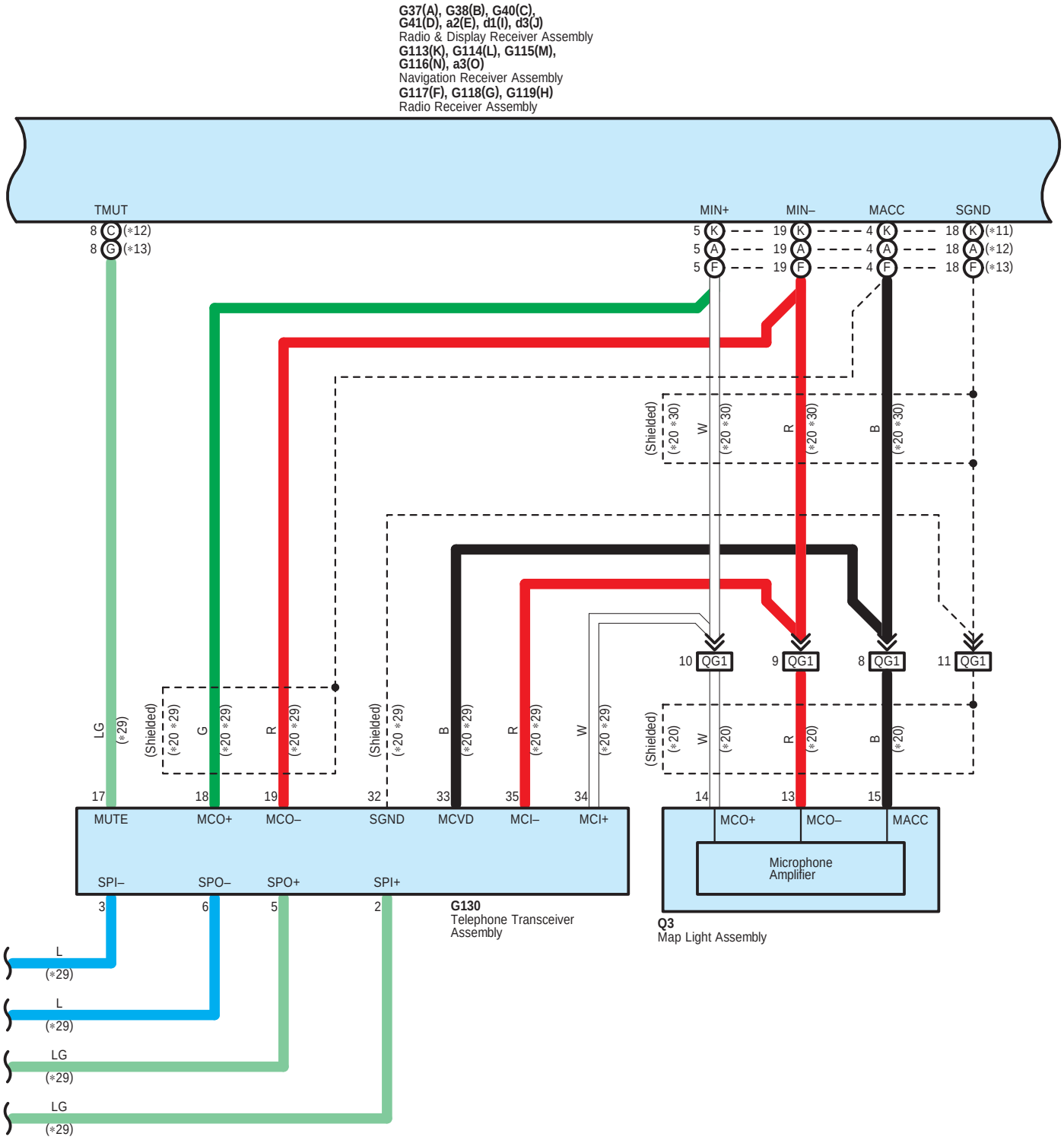
G37(A), G38(B), G40(C),
G41(D), a2(E), d1(I), d3(J)
Radio & Display Receiver Assembly
G113(K), G114(L), G115(M),
G116(N), a3(O)
Navigation Receiver Assembly
G117(F), G118(G), G119(H)
Radio Receiver Assembly
TMUT
MIN+
MIN–
MACC
SGND
8 C (*12)
8 G (*13)
5 K
5 A
5 F
19 K
19 A
19 F
4 K
4 A
4 F
18 K (*11)
18 A (*12)
18 F (*13)
(Shielded)
(*20 *30)
W
R
B
10 QG1
9 QG1
8 QG1
11 QG1
LG
(*29)
G
(*20)
17
18
19
32
33
35
34
14
13
15
MUTE
MCO+
MCO–
SGND
MCVD
MCI–
MCI+
SPI–
SPO–
SPO+
SPI+
3
6
5
2
G130
Telephone Transceiver
Assembly
MCO+
MCO–
MACC
Microphone
Amplifier
Q3
Map Light Assembly
L
(*29)
L
(*29)
LG
(*29)
LG
(*29)

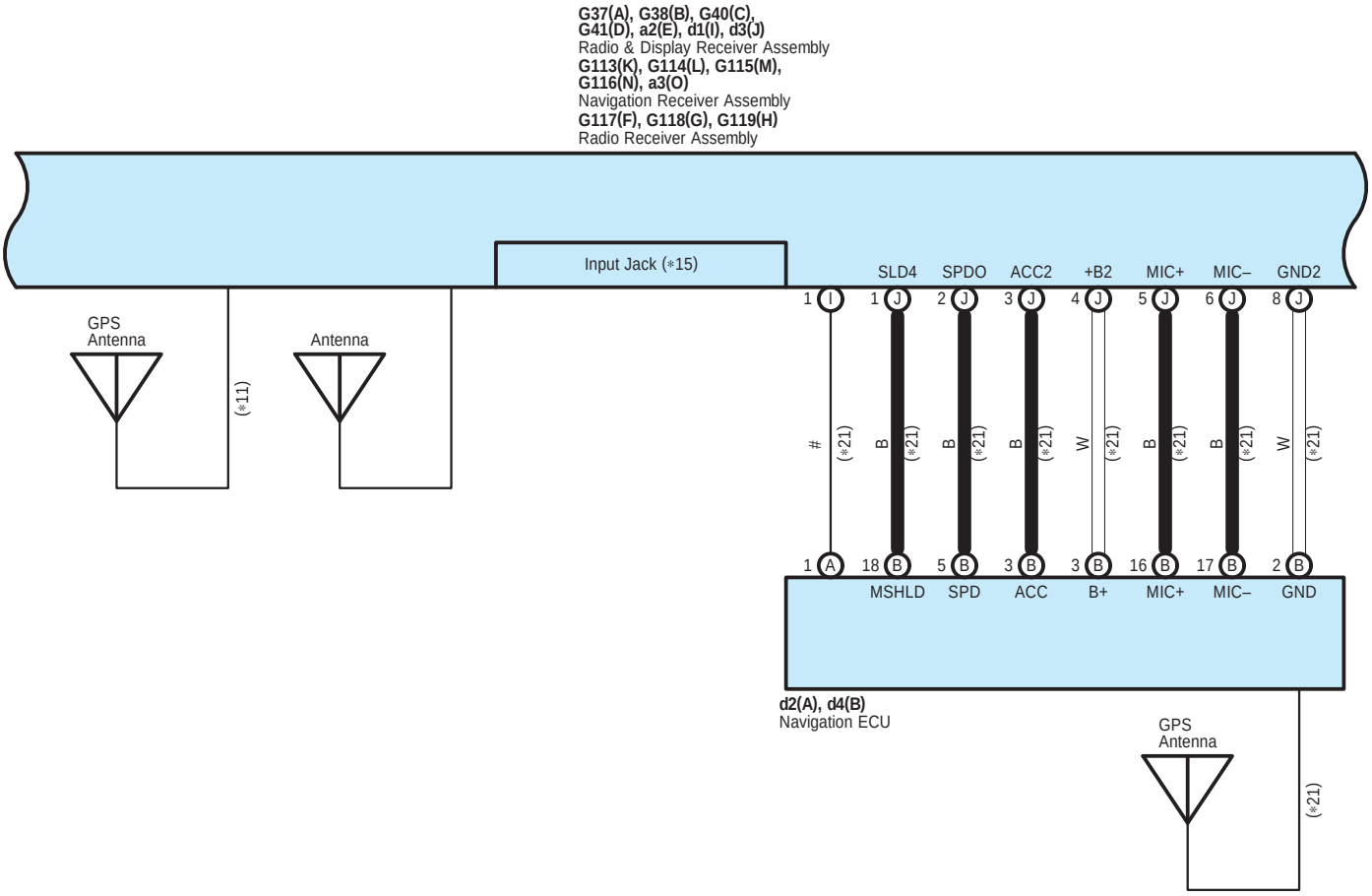

*11 : Navigation Receiver Type
*12 : Radio & Display Receiver Type
*13 : Radio Receiver Type
*15 : w/ Input Jack
*20 : w/ Microphone
*21 : w/ Navigation ECU
*29 : w/ Telematics System
*30 : w/o Telematics System

: There is no wire color information.

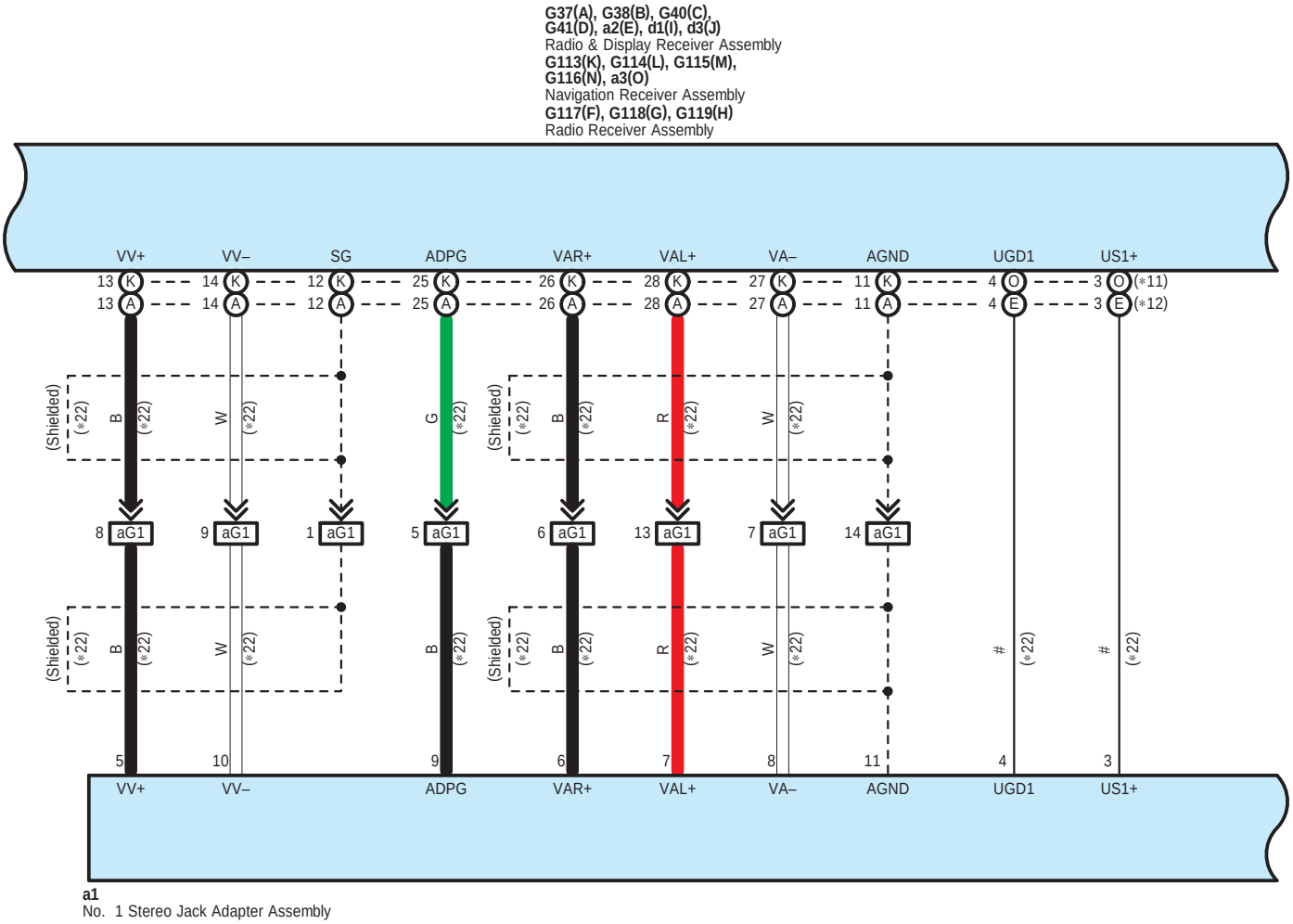

∗ 9 : w/ Steering Pad Switch Assembly
∗11 : Navigation Receiver Type
∗12 : Radio & Display Receiver Type
∗13 : Radio Receiver Type
∗22 : ∗11, ∗12

: There is no wire color information.

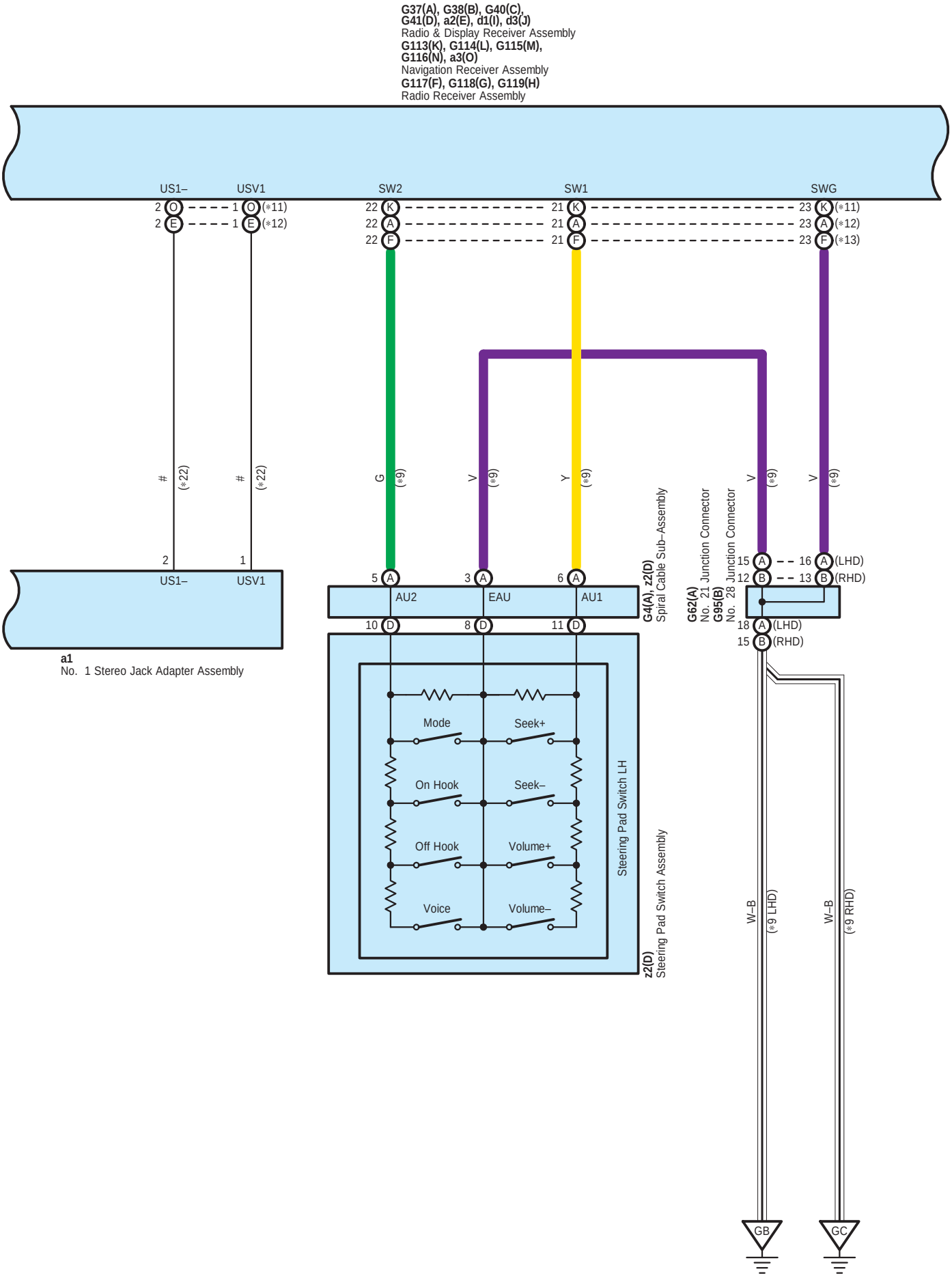
G37(A), G38(B), G40(C),
G41(D), a2(E), d1(I), d3(J)
Radio & Display Receiver Assembly
G113(K), G114(L), G115(M),
G116(N), a3(O)
Navigation Receiver Assembly
G117(F), G118(G), G119(H)
Radio Receiver Assembly
US1–
USV1
SW2
SW1
SWG
2 O
2 E
1 O (*11)
1 E (*12)
22 K
22 A
22 F
21 K
21 A
21 F
23 K (*11)
23 A (*12)
23 F (*13)
(*22)
(*22)
G (*9)
V (*9)
Y (*9)
V (*9)
V (*9)
2
1
US1–
USV1
a1
No. 1 Stereo Jack Adapter Assembly
5 A
3 A
6 A
AU2
EAU
AU1
10 D
8 D
11 D
G4(A), z2(D)
Spiral Cable Sub–Assembly
G62(A)
No. 21 Junction Connector
G95(B)
No. 28 Junction Connector
15 A
12 B
16 A (LHD)
13 B (RHD)
18 A (LHD)
15 B (RHD)
Mode
Seek+
On Hook
Seek–
Off Hook
Volume+
Voice
Volume–
Steering Pad Switch LH
z2(D)
Steering Pad Switch Assembly
W–B (*9 LHD)
W–B (*9 RHD)
GB
GC

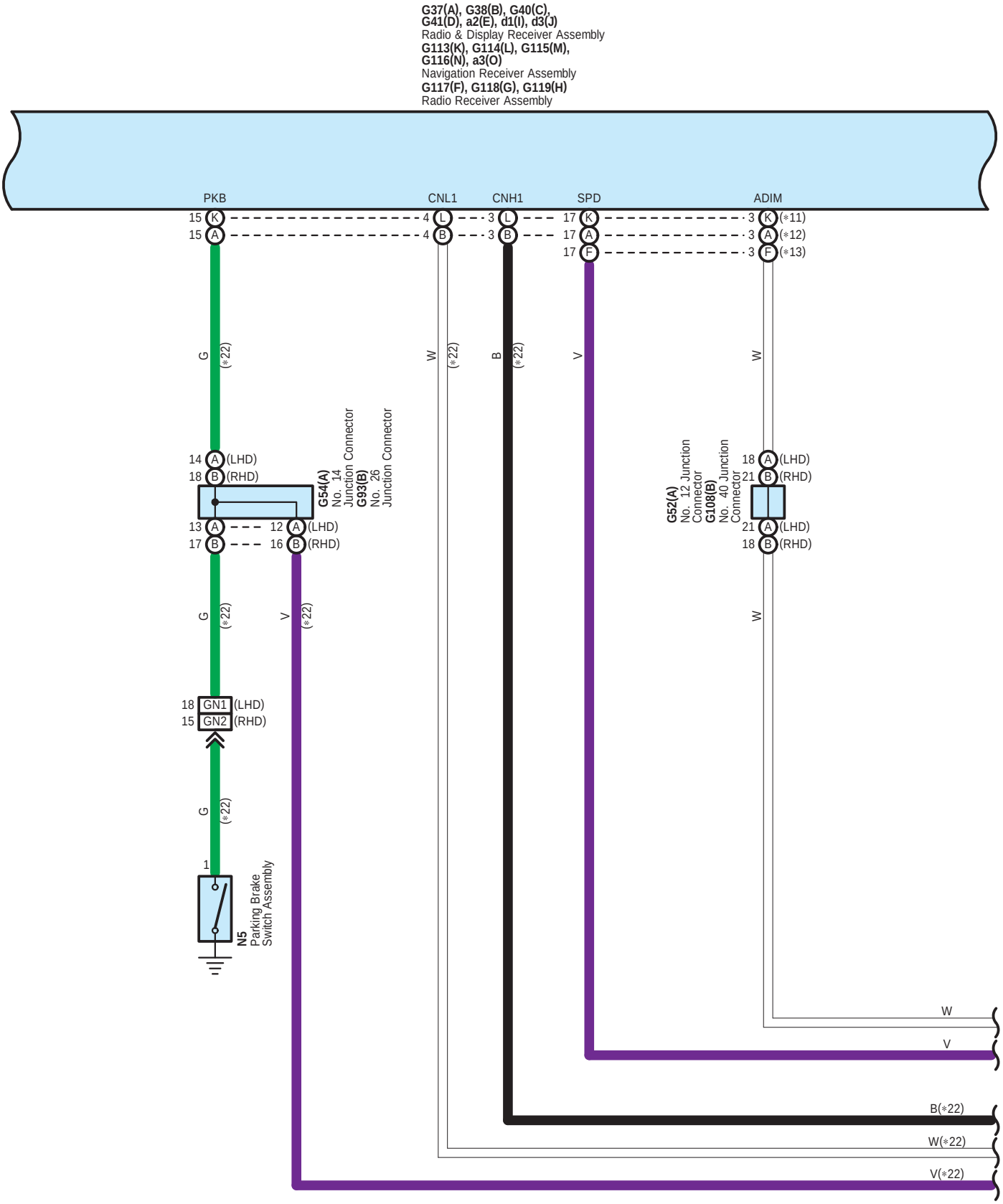
G37(A), G38(B), G40(C),
G41(D), a2(E), d1(I), d3(J)
Radio & Display Receiver Assembly
G113(K), G114(L), G115(M),
G116(N), a3(O)
Navigation Receiver Assembly
G117(F), G118(G), G119(H)
Radio Receiver Assembly
PKB
CNL1
CNH1
SPD
ADIM
15 K
15 A
4 L
4 B
3 L
3 B
17 K
17 A
17 F
3 K (*11)
3 A (*12)
3 F (*13)
G (*22)
W (*22)
B (*22)
V
W
14 A (LHD)
18 B (RHD)
G54(A)
No. 14
Junction Connector
G93(B)
No. 26
Junction Connector
13 A
17 B
12 A (LHD)
16 B (RHD)
G52(A)
No. 12 Junction
Connector
G108(B)
No. 40 Junction
Connector
18 A (LHD)
21 B (RHD)
21 A (LHD)
18 B (RHD)
G (*22)
V (*22)
W
18 GN1 (LHD)
15 GN2 (RHD)
G (*22)
1
N5
Parking Brake
Switch Assembly
W
V
B(*22)
W(*22)
V(*22)

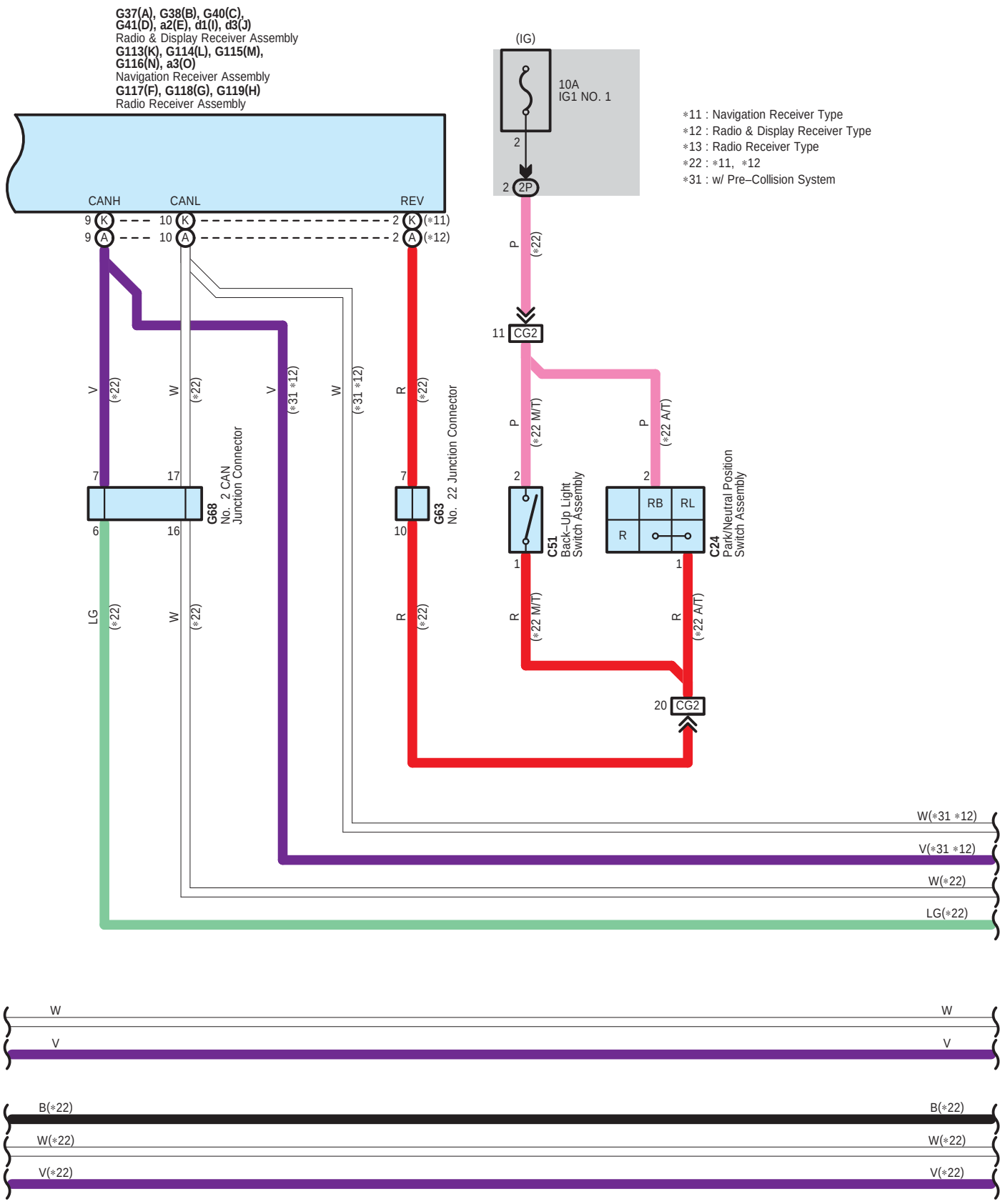
G37(A), G38(B), G40(C),
G41(D), a2(E), d1(I), d3(J)
Radio & Display Receiver Assembly
G113(K), G114(L), G115(M),
G116(N), a3(O)
Navigation Receiver Assembly
G117(F), G118(G), G119(H)
Radio Receiver Assembly
(IG)
10A
IG1 NO. 1
∗11 : Navigation Receiver Type
∗12 : Radio & Display Receiver Type
∗13 : Radio Receiver Type
∗22 : ∗11, ∗12
∗31 : w/ Pre–Collision System
CANH
CANL
REV
G68
No. 2 CAN
Junction Connector
G63
No. 22 Junction Connector
C51
Back–Up Light
Switch Assembly
C24
Park/Neutral Position
Switch Assembly
CG2
RB
RL
W(∗31 ∗12)
V(∗31 ∗12)
W(∗22)
LG(∗22)
B(∗22)
V(∗22)

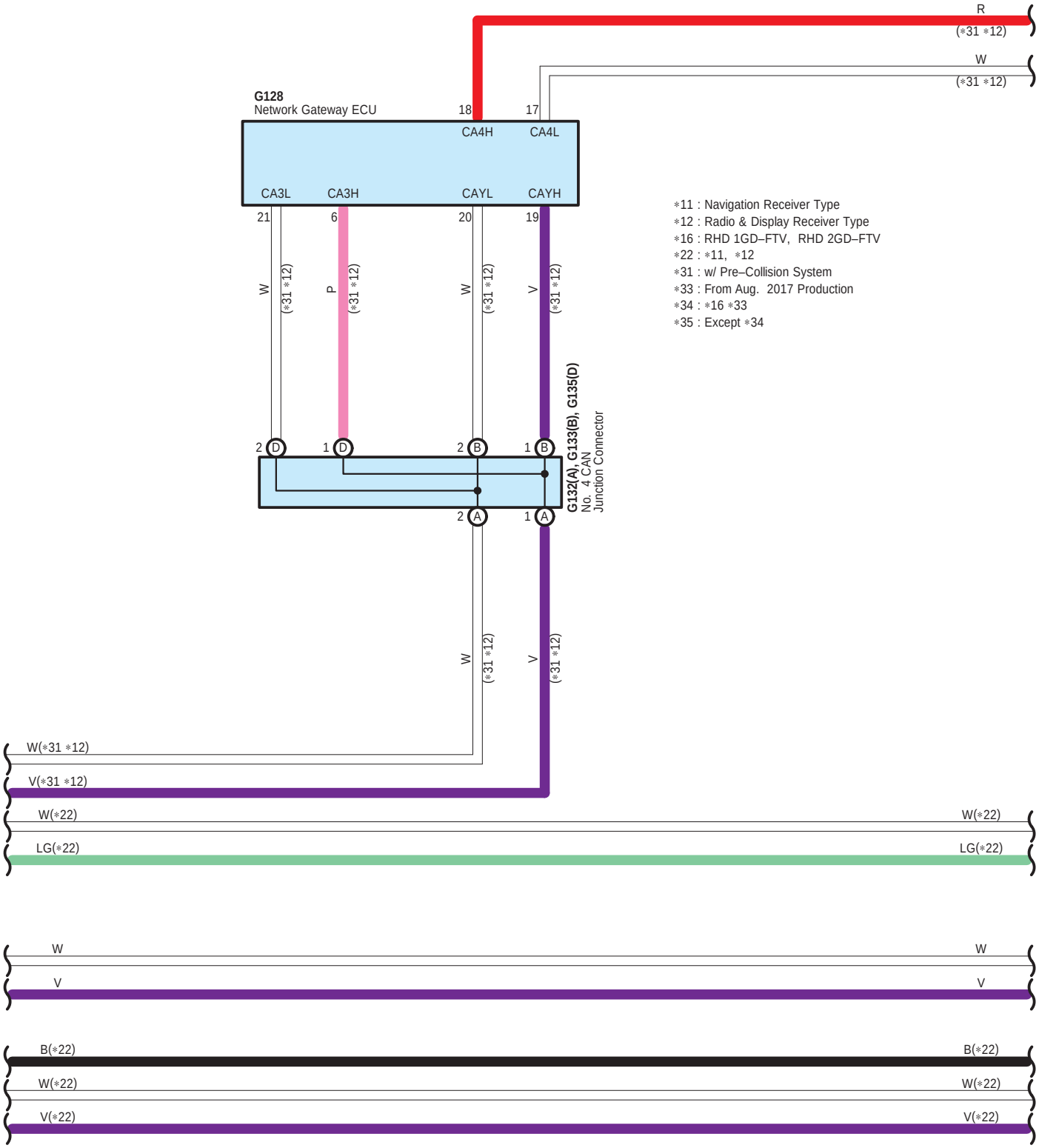
R
(∗31 ∗12)
W
(∗31 ∗12)
G128
Network Gateway ECU
18
17
CA4H
CA4L
CA3L
CA3H
CAYL
CAYH
21
6
20
19
W
(∗31 ∗12)
P
(∗31 ∗12)
W
(∗31 ∗12)
V
(∗31 ∗12)
∗11 : Navigation Receiver Type
∗12 : Radio & Display Receiver Type
∗16 : RHD 1GD–FTV, RHD 2GD–FTV
∗22 : ∗11, ∗12
∗31 : w/ Pre–Collision System
∗33 : From Aug. 2017 Production
∗34 : ∗16 ∗33
∗35 : Except ∗34
G132(A), G133(B), G135(D)
No. 4 CAN
Junction Connector
2 D
1 D
2 B
1 B
2 A
1 A
W
(∗31 ∗12)
V
(∗31 ∗12)
W(∗31 ∗12)
V(∗31 ∗12)
W(∗22)
W(∗22)
LG(∗22)
LG(∗22)
W
W
V
V
B(∗22)
B(∗22)
W(∗22)
W(∗22)
V(∗22)
V(∗22)

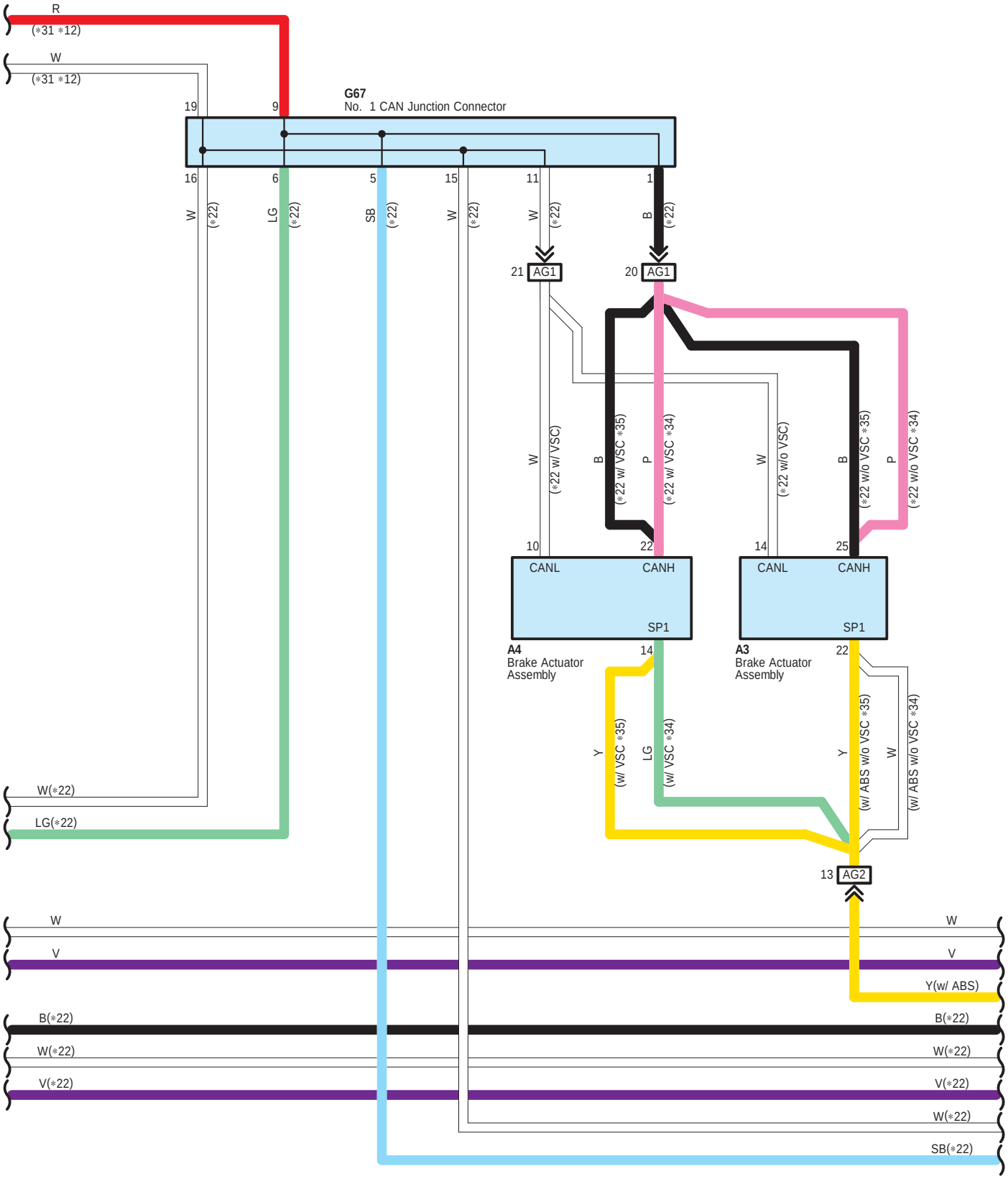
R
(*31 *12)
W
(*31 *12)
G67
No. 1 CAN Junction Connector
19
9
16
6
5
15
11
1
W
(*22)
LG
(*22)
SB
(*22)
W
(*22)
W
(*22)
B
(*22)
21 AG1
20 AG1
W
(*22 w/ VSC)
B
(*22 w/ VSC *35)
P
(*22 w/ VSC *34)
W
(*22 w/o VSC)
B
(*22 w/o VSC *35)
P
(*22 w/o VSC *34)
10
22
14
25
CANL
CANH
SP1
CANL
CANH
SP1
A4
Brake Actuator
Assembly
14
A3
Brake Actuator
Assembly
22
Y
(w/ VSC *35)
LG
(w/ VSC *34)
Y
(w/ ABS w/o VSC *35)
W
(w/ ABS w/o VSC *34)
13 AG2
W(*22)
LG(*22)
W
V
B(*22)
W(*22)
V(*22)
W
V
Y(w/ ABS)
B(*22)
W(*22)
V(*22)
W(*22)
SB(*22)

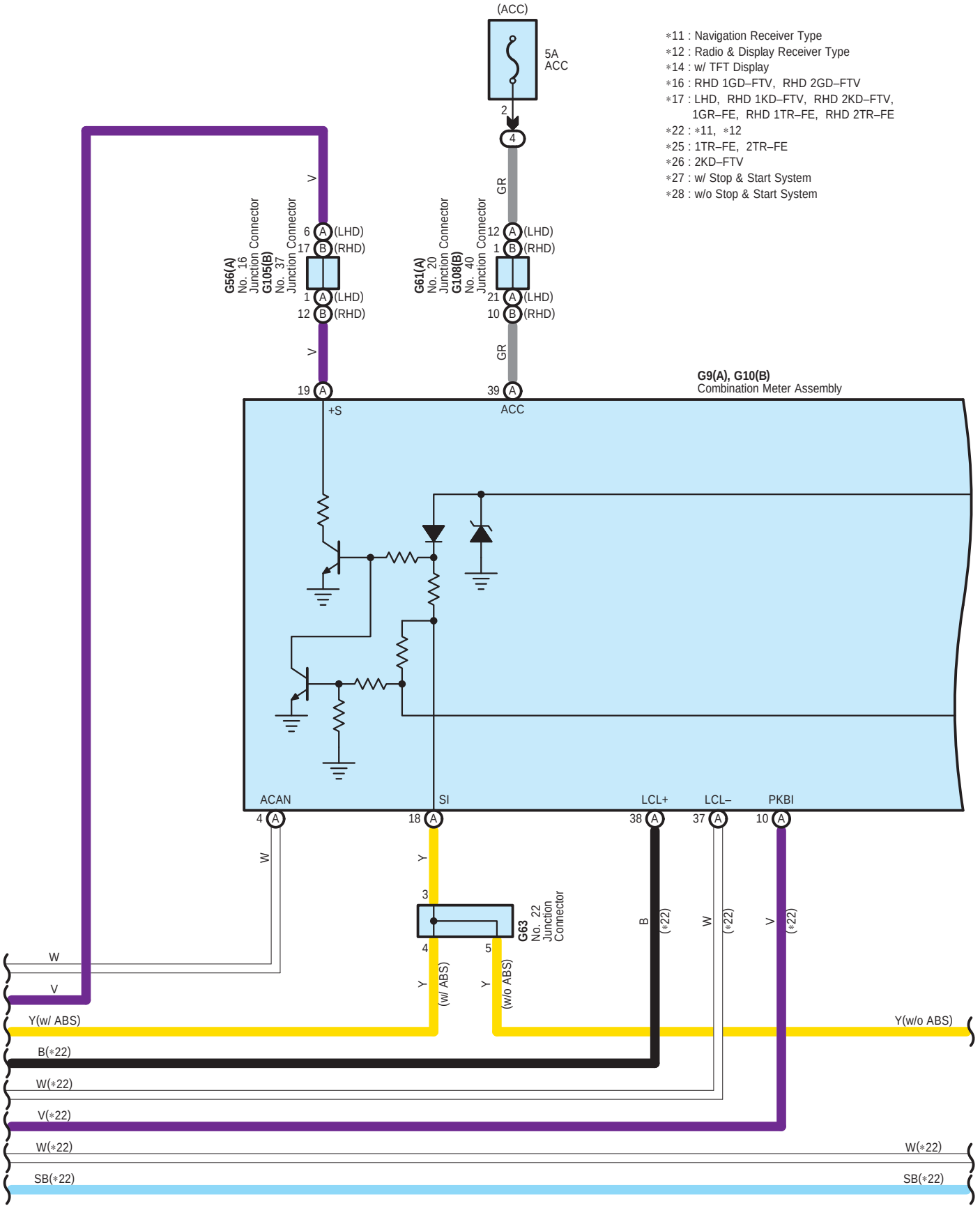

∗11 : Navigation Receiver Type
∗12 : Radio & Display Receiver Type
∗14 : w/ TFT Display
∗16 : RHD 1GD–FTV, RHD 2GD–FTV
∗17 : LHD, RHD 1KD–FTV, RHD 2KD–FTV, 1GR–FE, RHD 1TR–FE, RHD 2TR–FE
∗22 : ∗11, ∗12
∗25 : 1TR–FE, 2TR–FE
∗26 : 2KD–FTV
∗27 : w/ Stop & Start System
∗28 : w/o Stop & Start System

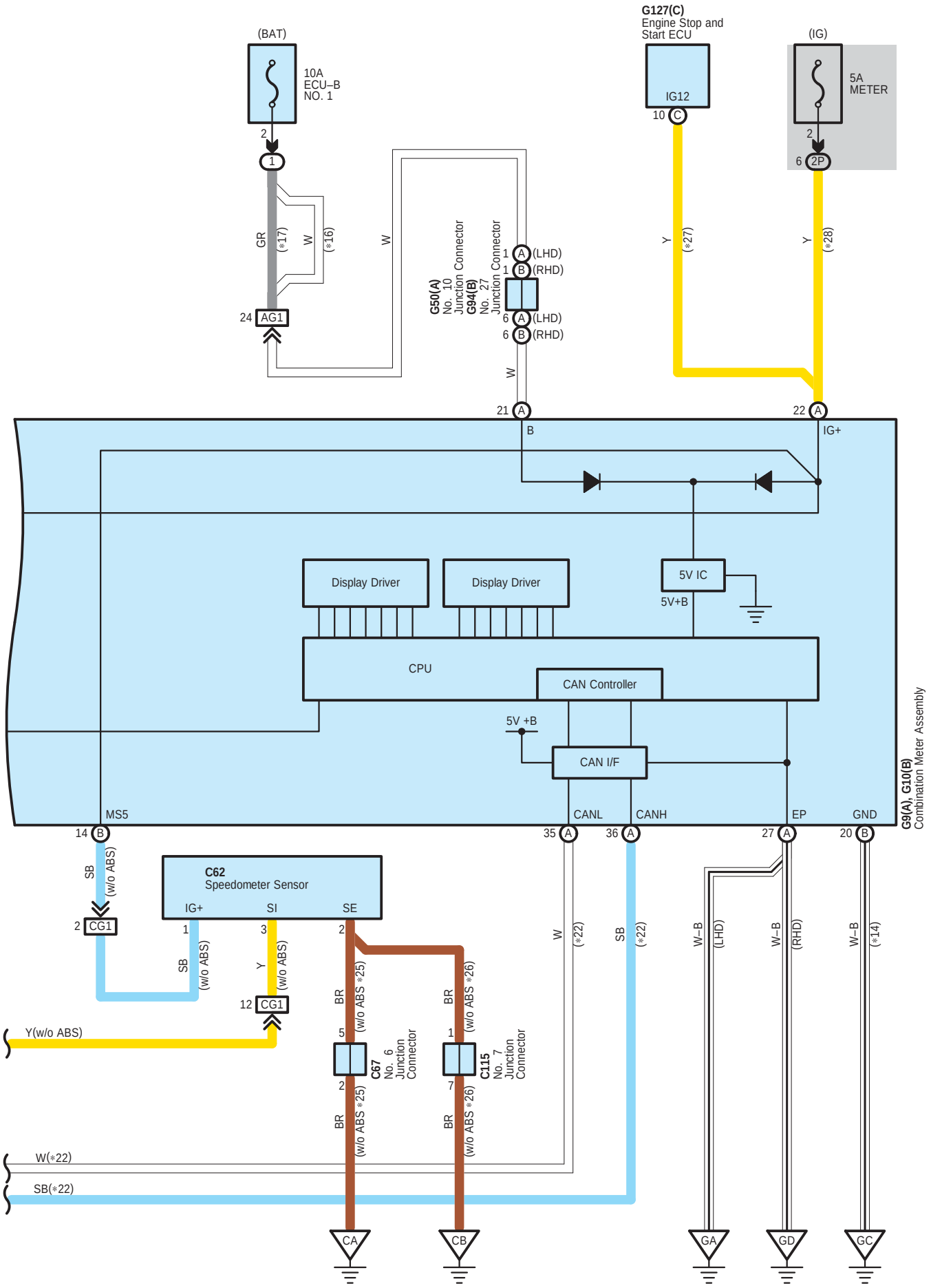
(BAT)
10A
ECU–B
NO. 1
G127(C)
Engine Stop and
Start ECU
IG12
(IG)
5A
METER
2P
AG1
GR
(*17)
W
(*16)
W
G50(A)
No. 10
Junction Connector
G94(B)
No. 27
Junction Connector
(LHD)
(RHD)
Y
(*27)
Y
(*28)
B
IG+
Display Driver
Display Driver
5V IC
5V+B
CPU
CAN Controller
5V +B
CAN I/F
G9(A), G10(B)
Combination Meter Assembly
MS5
CANL
CANH
EP
GND
SB
(w/o ABS)
CG1
C62
Speedometer Sensor
IG+
SI
SE
Y
BR
(w/o ABS *25)
(w/o ABS *26)
C67
No. 6
Junction
Connector
C115
No. 7
Junction
Connector
Y(w/o ABS)
W(*22)
SB(*22)
W–B
(LHD)
(RHD)
(*14)
CA
CB
GA
GD
GC

A3
Gray

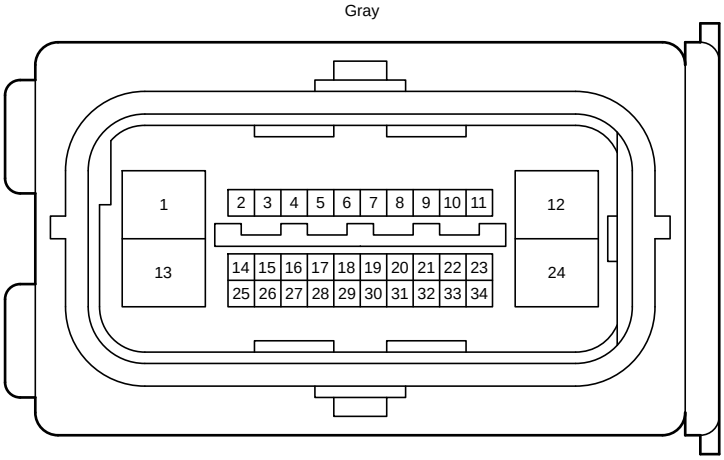

90980-12687

A4
Black

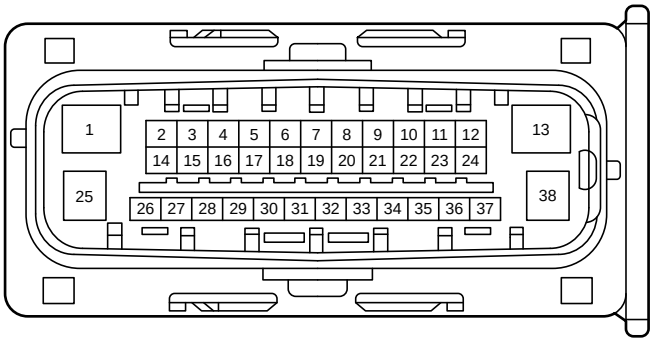

90980-12B01

C24
Gray

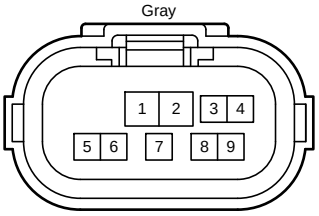

90980-12362

C51
Gray

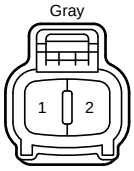

90980-11051

C62
Black

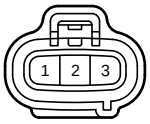

90980-11143

C67
Black

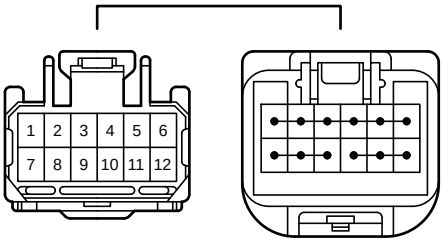

90980-11661

C115
Black

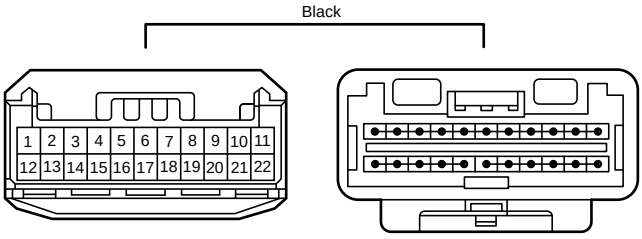

90980-12B54

G4
Black

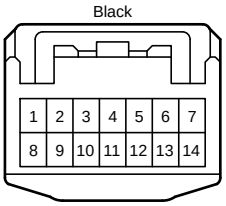

90980-12370

G9
White

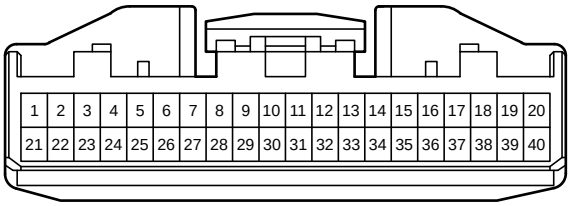

90980-12557

G10
White

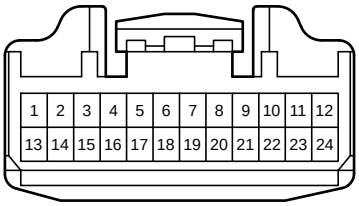

90980-12554

G37
White

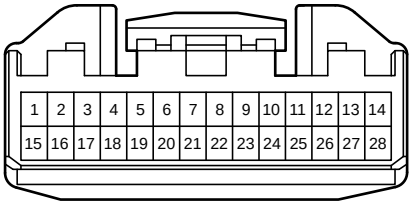

90980-12555

G38
White

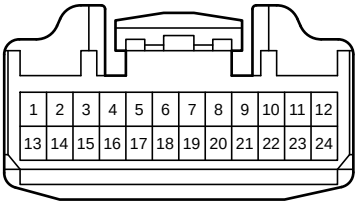

90980-12554

G40
White

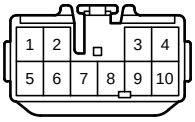

90980-10997

G41
White

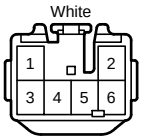

90980-10996

G50
Black

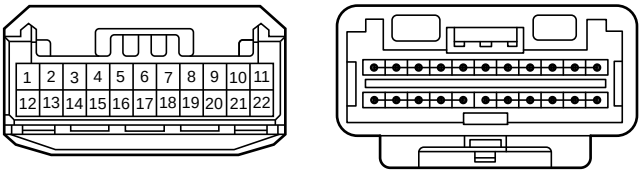

90980-12B54

G52
Black

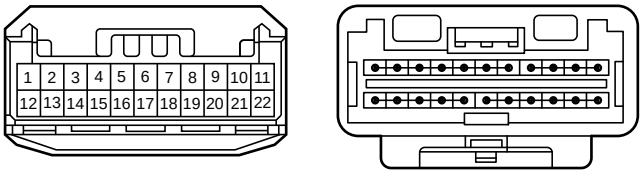

90980-12B54

G53
Black

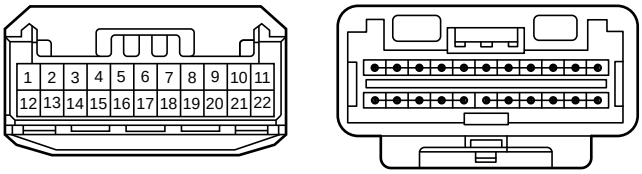

90980-12B54

G54
Black

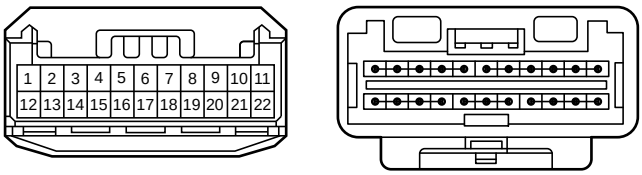

90980-12B54

G56
Black

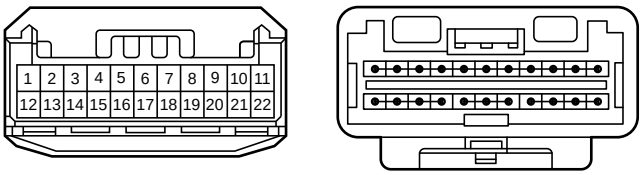

90980-12B54

G61
Black

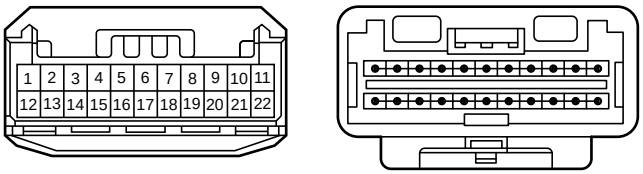

90980-12B54

G62
Black

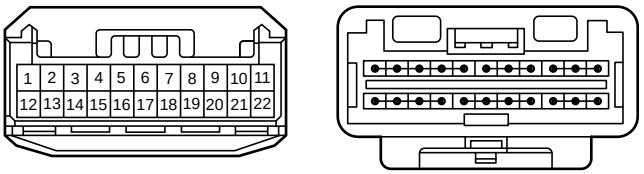

90980-12B54

G63
White

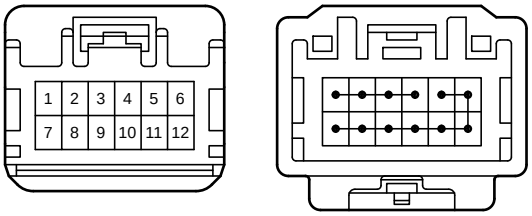

90980-12737

G67
White

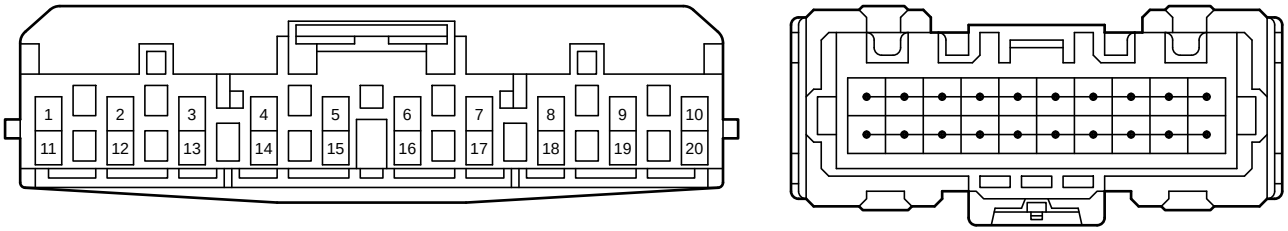

90980-12A58

G68
White

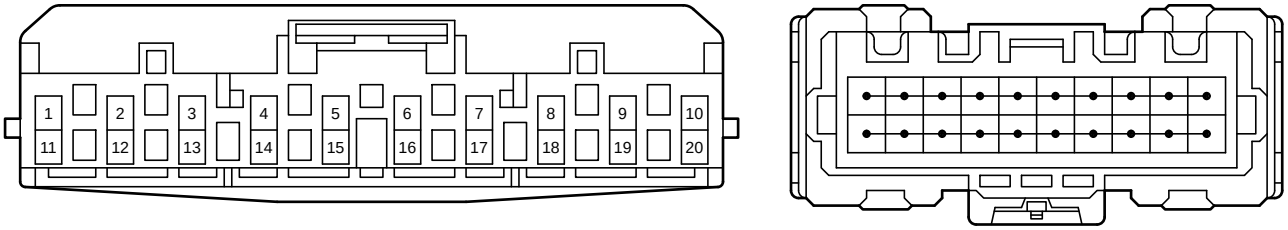

90980-12A58

G93
Black

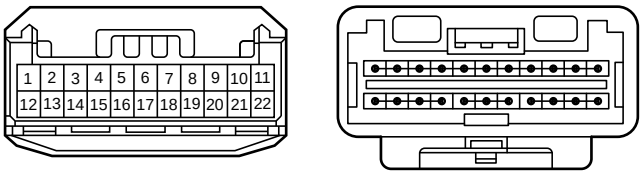

90980-12B54

G94
Black

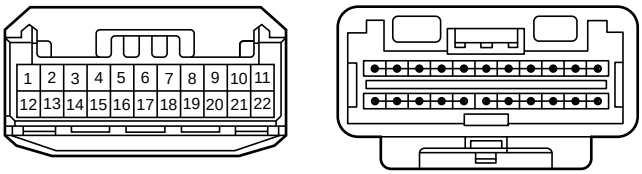

90980-12B54

G95
Black

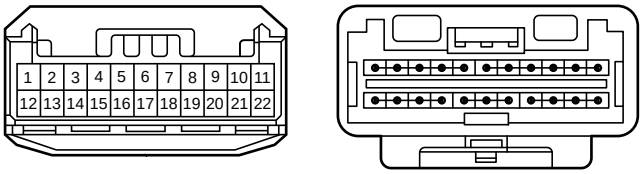

90980-12B54

G105
Black

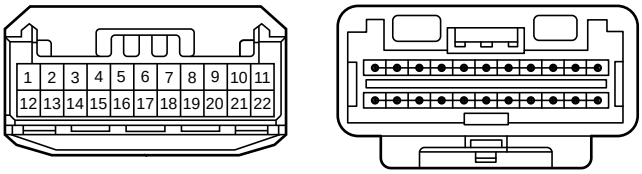

90980-12B54

G108
Black

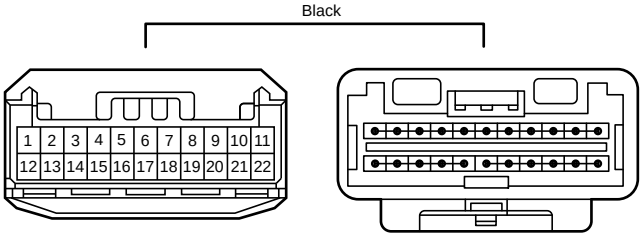

90980-12B54

G113
White

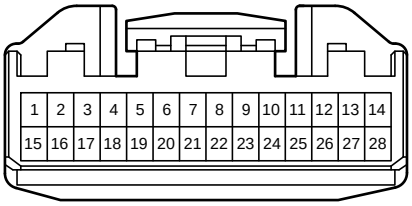

90980-12555

G114
White

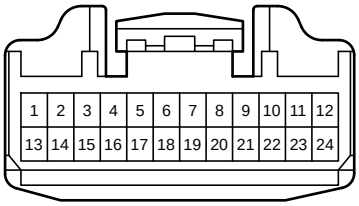

90980-12554

G115
White

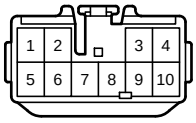

90980-10997

G116
White

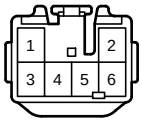

90980-10996

G117
White

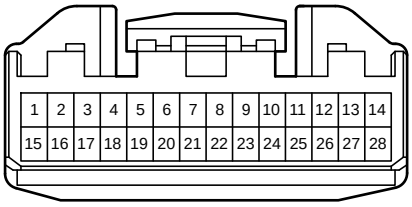

90980-12555

G118
White

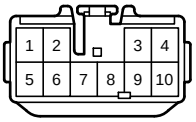

90980-10997

G119
White

90980-10996

G127
Black

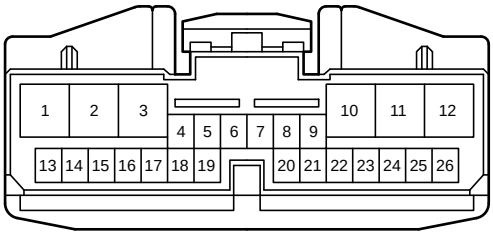

82824-12510

G128
Black

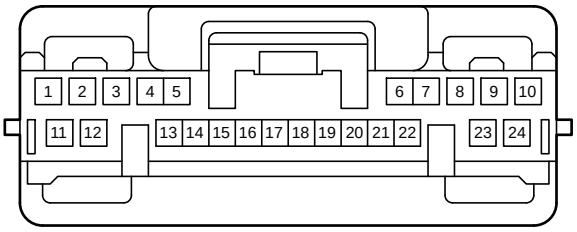

90980-12912

G130
White

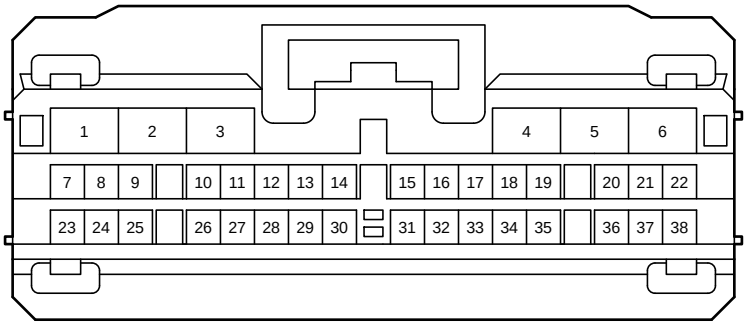

90980-12817

G132
White

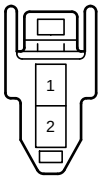

90980-12355

G133
White

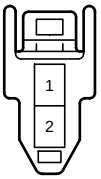

90980-12355

G135
White

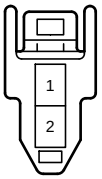

90980-12355

J4
White

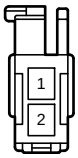

90980-11723

J7
White

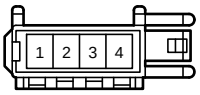

90980-12304

K4
White

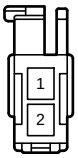

90980-11723

K7
White

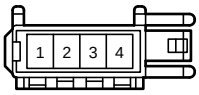

90980-12304

L2
White

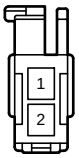

90980-11723

M2
White



90980-11723

N5
Black

90980-10871

P2
Gray

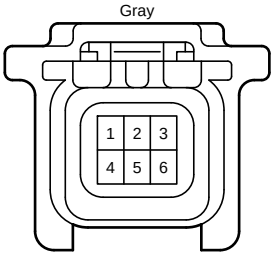

90980-12790

Q3
White



90980-12553

a1
Black

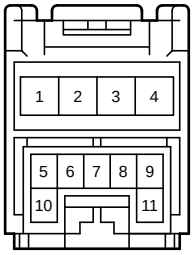

90980-12A69

a2
Gray

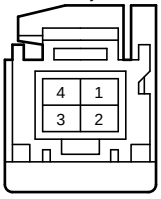

90980-12A52

a3
Gray

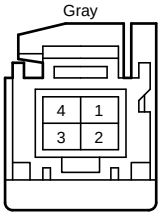

90980-12A52

d1
White

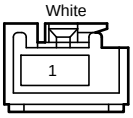

90980-12960

d2
White

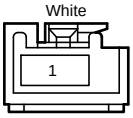

90980-12960

d3
White

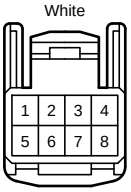

90980-12221

d4
Black

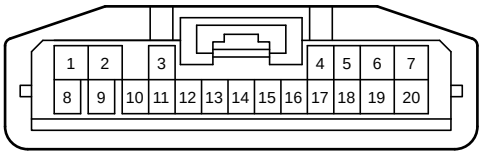

90980-12976

z2
Black

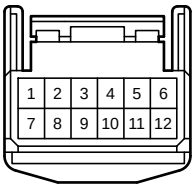

90980-12559

2P
White

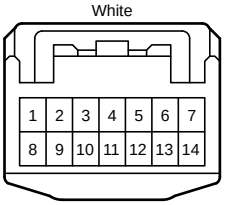

90980-12370

AG1
White

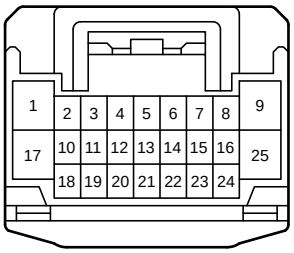

90980-12414

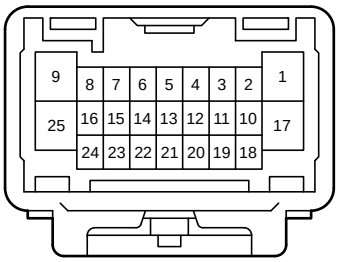

90980-12413

AG2
White

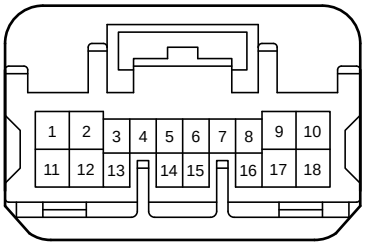

90980-12739

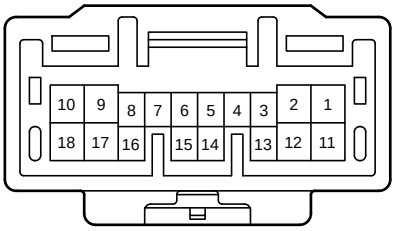

90980-12738

CG1
White

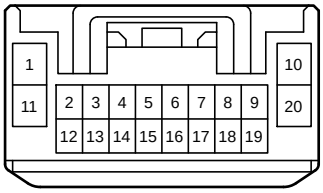

90980-12A22

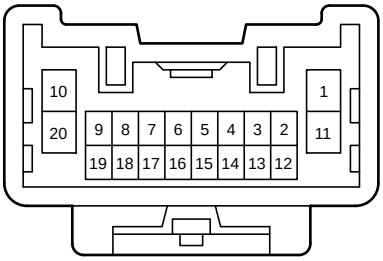

90980-12377

CG2
White

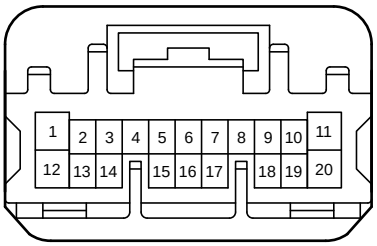

90980-12741

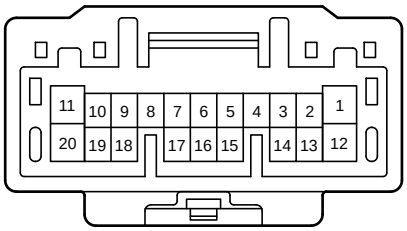

90980-12740

GN1
White

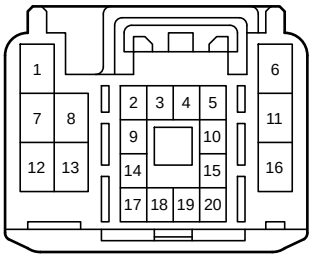

82824-52530

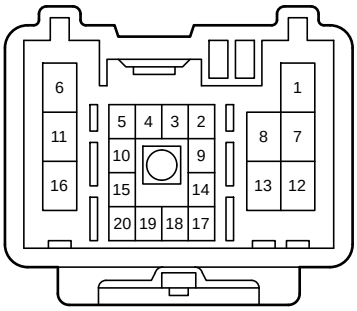

82824-52520

GN2
White

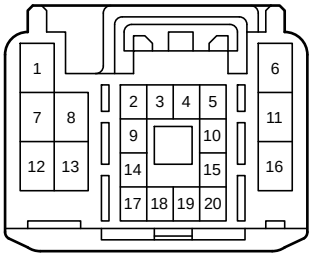

82824-52530

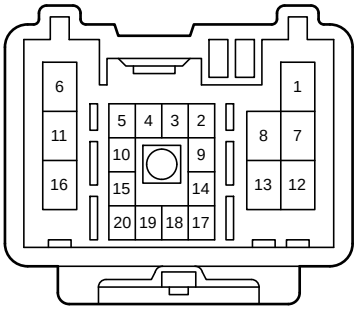

82824-52520

GN3
White

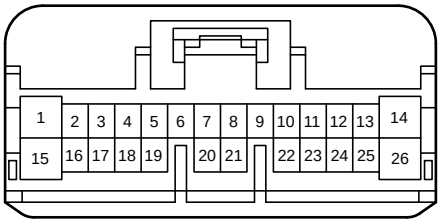

90980-12771

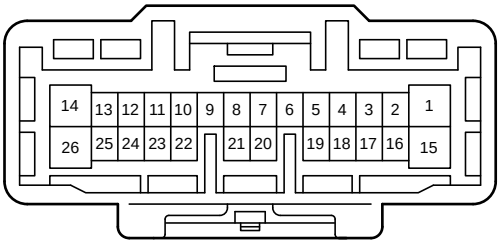

90980-12770

JG1
White

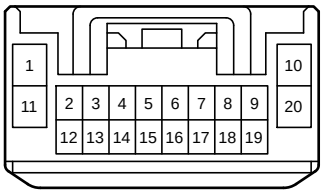

90980-12A22

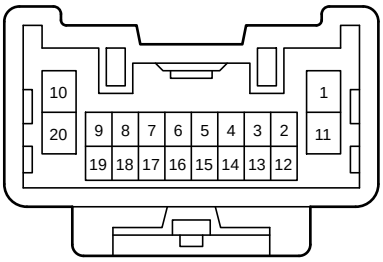

90980-12377

KG1
White

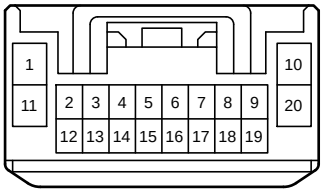

90980-12A22

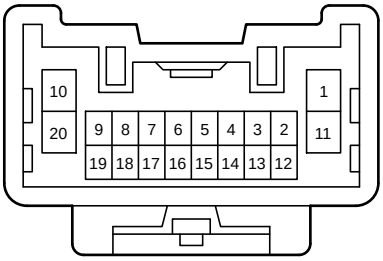

90980-12377

LN1
White

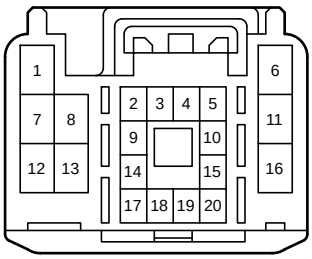

82824-52530

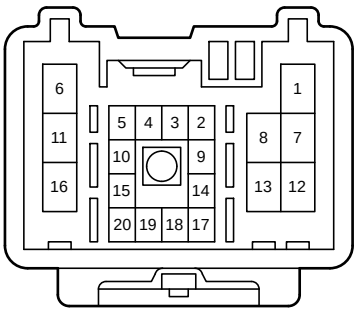

82824-52520

LN2
White

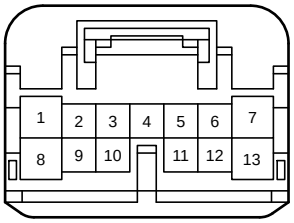

90980-12767

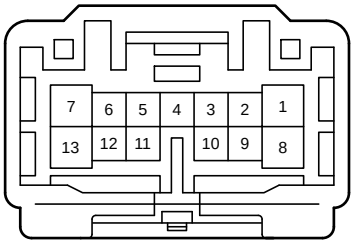

90980-12766

MN1
White

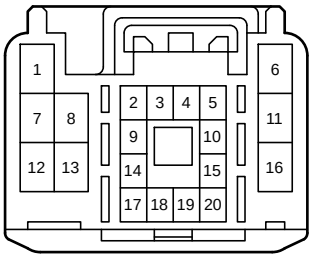

82824-52530

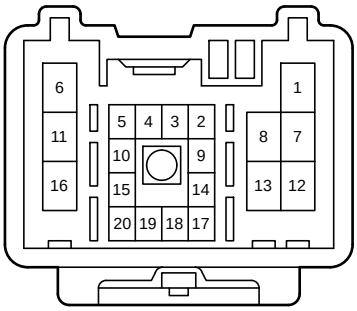

82824-52520

MN2
White

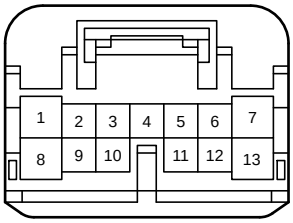

90980-12767

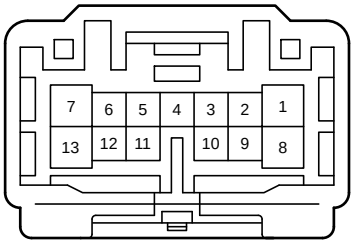

90980-12766

ON4
White



90980-12520

90980-12519

PO2
White



90980-12520

90980-12519

QG1
White

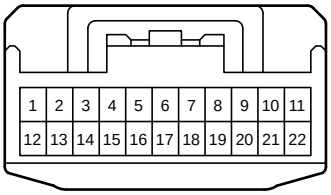

90980-12372

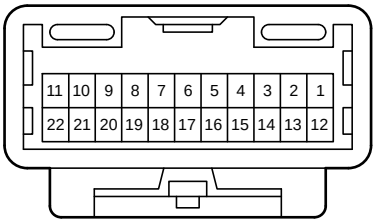

90980-12371

aG1
White

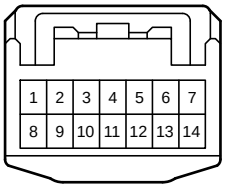

90980-12370

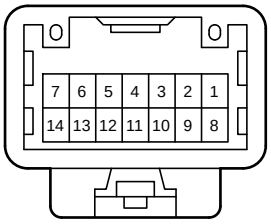

90980-12369