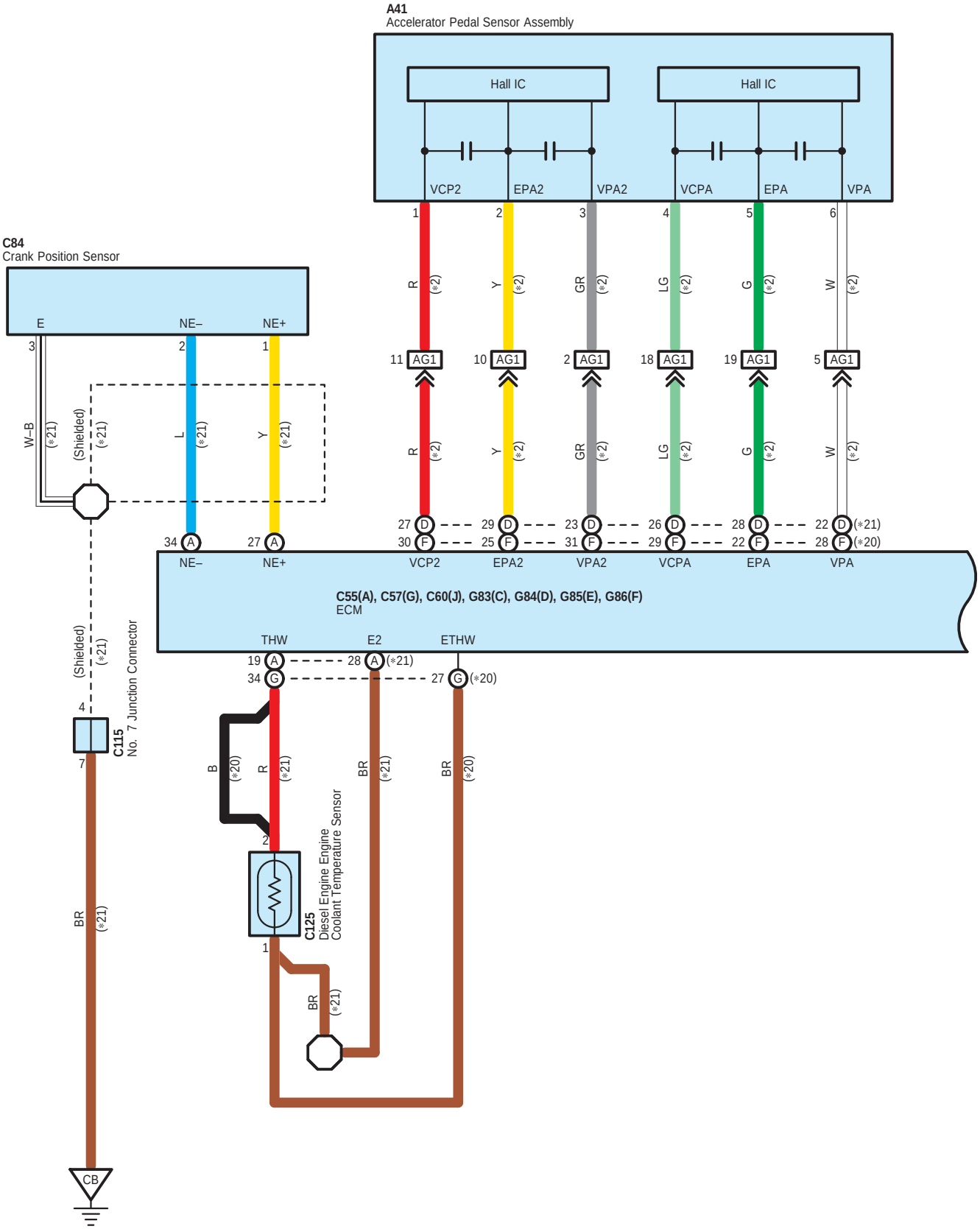
A41
Accelerator Pedal Sensor Assembly
Hall IC
Hall IC
VCP2
EPA2
VPA2
VCPA
EPA
VPA
C84
Crank Position Sensor
E
NE–
NE+
AG1
C55(A), C57(G), C60(J), G83(C), G84(D), G85(E), G86(F)
ECM
THW
E2
ETHW
C115
No. 7 Junction Connector
C125
Diesel Engine Engine
Coolant Temperature Sensor
CB

∗ 2 : 1GD–FTV, 2GD–FTV, 1KD–FTV, 2KD–FTV
∗20 : 1GD–FTV, 2GD–FTV
∗21 : 1KD–FTV, 2KD–FTV
∗26 : 1KD–FTV A/T

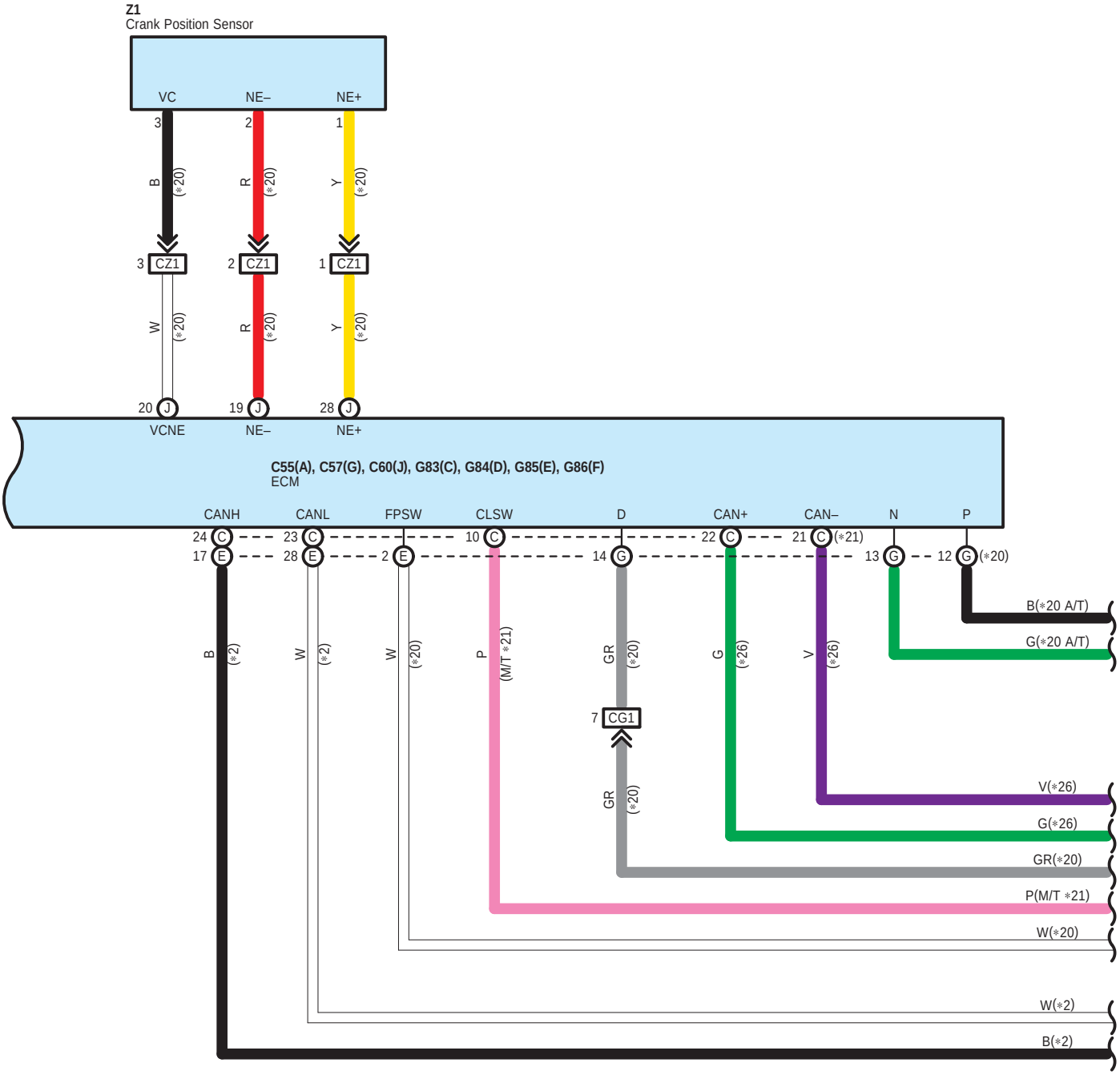

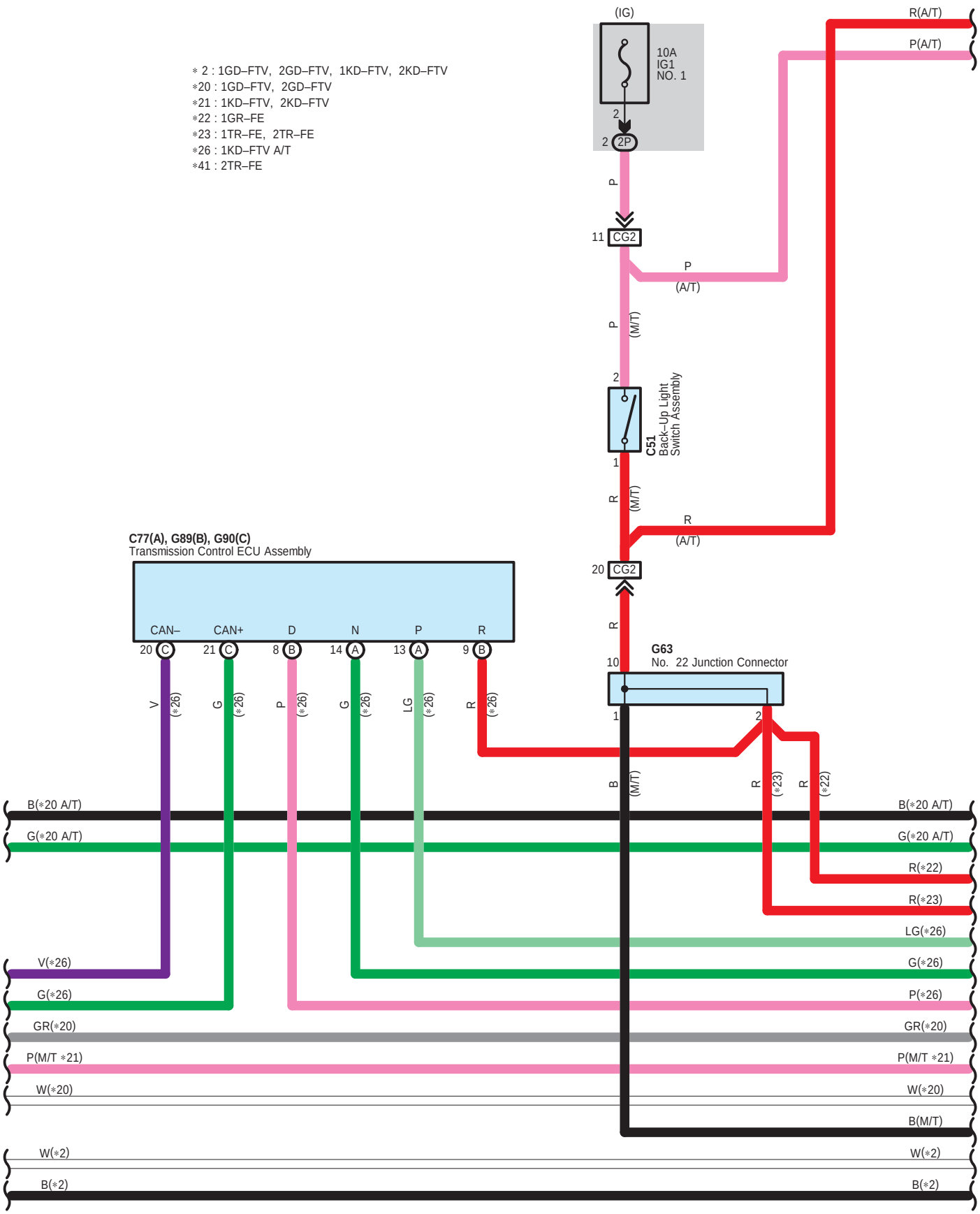
∗ 2 : 1GD–FTV, 2GD–FTV, 1KD–FTV, 2KD–FTV
∗20 : 1GD–FTV, 2GD–FTV
∗21 : 1KD–FTV, 2KD–FTV
∗22 : 1GR–FE
∗23 : 1TR–FE, 2TR–FE
∗26 : 1KD–FTV A/T
∗41 : 2TR–FE
(IG)
10A
IG1
NO. 1
2
2 2P
P
11 CG2
P
(A/T)
P (M/T)
2
C51
Back–Up Light
Switch Assembly
1
R (M/T)
R
(A/T)
20 CG2
R
10
G63
No. 22 Junction Connector
1
2
B (M/T)
R (∗23)
R (∗22)
R(A/T)
P(A/T)
C77(A), G89(B), G90(C)
Transmission Control ECU Assembly
CAN–
CAN+
D
N
P
R
20 C
21 C
8 B
14 A
13 A
9 B
V (∗26)
G (∗26)
P (∗26)
G (∗26)
LG (∗26)
R (∗26)
B(∗20 A/T)
G(∗20 A/T)
V(∗26)
G(∗26)
GR(∗20)
P(M/T ∗21)
W(∗20)
W(∗2)
B(∗2)
B(∗20 A/T)
G(∗20 A/T)
R(∗22)
R(∗23)
LG(∗26)
G(∗26)
P(∗26)
GR(∗20)
P(M/T ∗21)
W(∗20)
B(M/T)
W(∗2)
B(∗2)

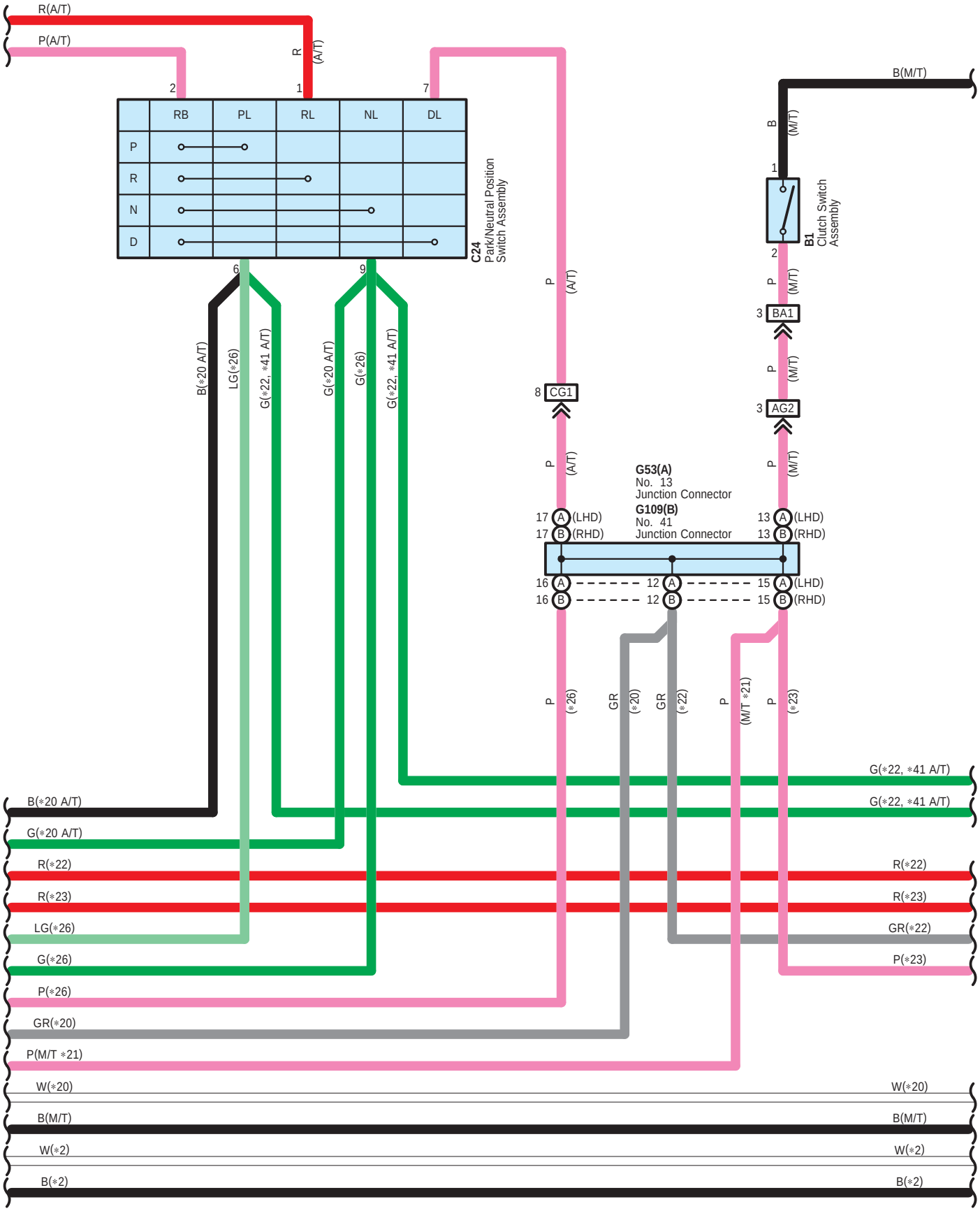
R(A/T)
P(A/T)
R (A/T)
2
1
7
RB
PL
RL
NL
DL
P
R
N
D
C24
Park/Neutral Position
Switch Assembly
6
9
B(∗20 A/T)
LG(∗26)
G(∗22, ∗41 A/T)
G(∗20 A/T)
G(∗26)
G(∗22, ∗41 A/T)
P (A/T)
8 CG1
P (A/T)
B(M/T)
B (M/T)
1
B1
Clutch Switch
Assembly
2
P (M/T)
3 BA1
P (M/T)
3 AG2
P (M/T)
G53(A)
No. 13
Junction Connector
G109(B)
No. 41
Junction Connector
17 A (LHD)
17 B (RHD)
13 A (LHD)
13 B (RHD)
16 A
16 B
12 A
12 B
15 A (LHD)
15 B (RHD)
P (∗26)
GR (∗20)
GR (∗22)
P (M/T ∗21)
P (∗23)
G(∗22, ∗41 A/T)
G(∗22, ∗41 A/T)
B(∗20 A/T)
G(∗20 A/T)
R(∗22)
R(∗22)
R(∗23)
R(∗23)
LG(∗26)
GR(∗22)
G(∗26)
P(∗23)
P(∗26)
GR(∗20)
P(M/T ∗21)
W(∗20)
W(∗20)
B(M/T)
B(M/T)
W(∗2)
W(∗2)
B(∗2)
B(∗2)

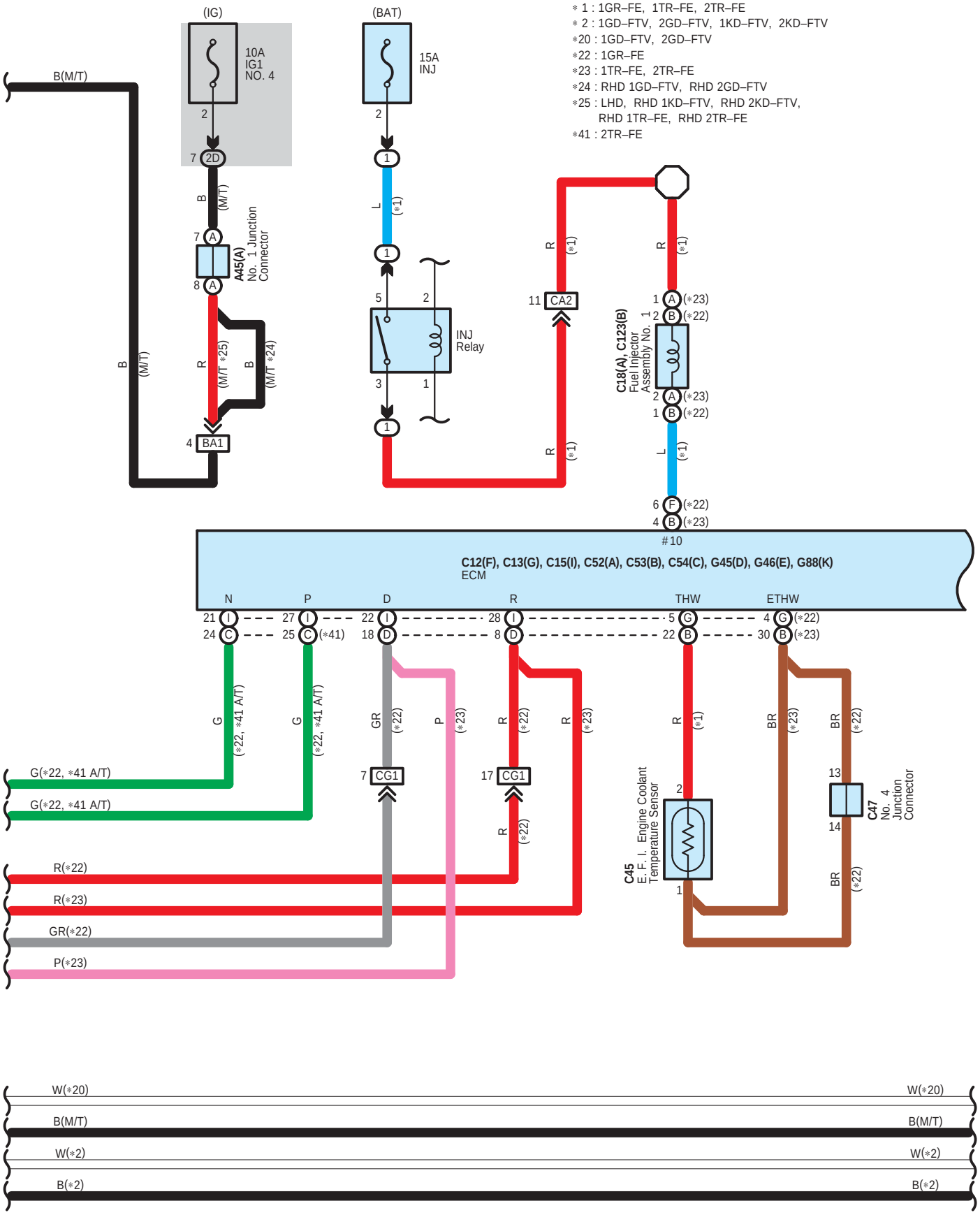

∗ 1 : 1GR–FE, 1TR–FE, 2TR–FE
∗ 2 : 1GD–FTV, 2GD–FTV, 1KD–FTV, 2KD–FTV
∗20 : 1GD–FTV, 2GD–FTV
∗22 : 1GR–FE
∗23 : 1TR–FE, 2TR–FE
∗24 : RHD 1GD–FTV, RHD 2GD–FTV
∗25 : LHD, RHD 1KD–FTV, RHD 2KD–FTV, RHD 1TR–FE, RHD 2TR–FE
∗41 : 2TR–FE

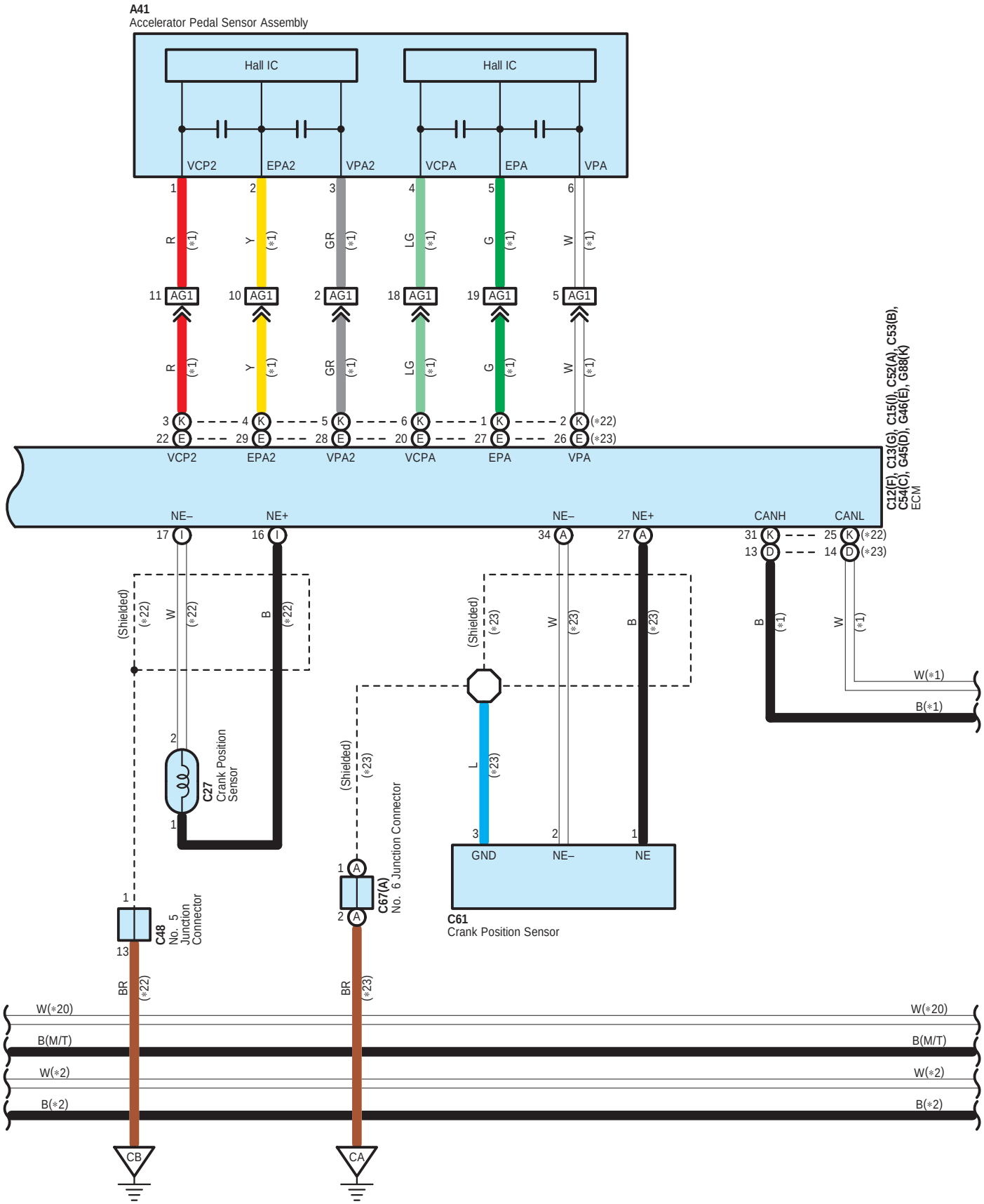
A41
Accelerator Pedal Sensor Assembly
Hall IC
Hall IC
VCP2
EPA2
VPA2
VCPA
EPA
VPA
R
Y
GR
LG
G
W
AG1
(*1)
(*22)
(*23)
C12(F), C13(G), C15(I), C52(A), C53(B), C54(C), G45(D), G46(E), G88(K)
ECM
NE–
NE+
CANH
CANL
(Shielded)
B
L
C27
Crank Position Sensor
C48
No. 5 Junction Connector
C67(A)
No. 6 Junction Connector
GND
NE
C61
Crank Position Sensor
BR
W(*20)
B(M/T)
W(*2)
B(*2)
CB
CA

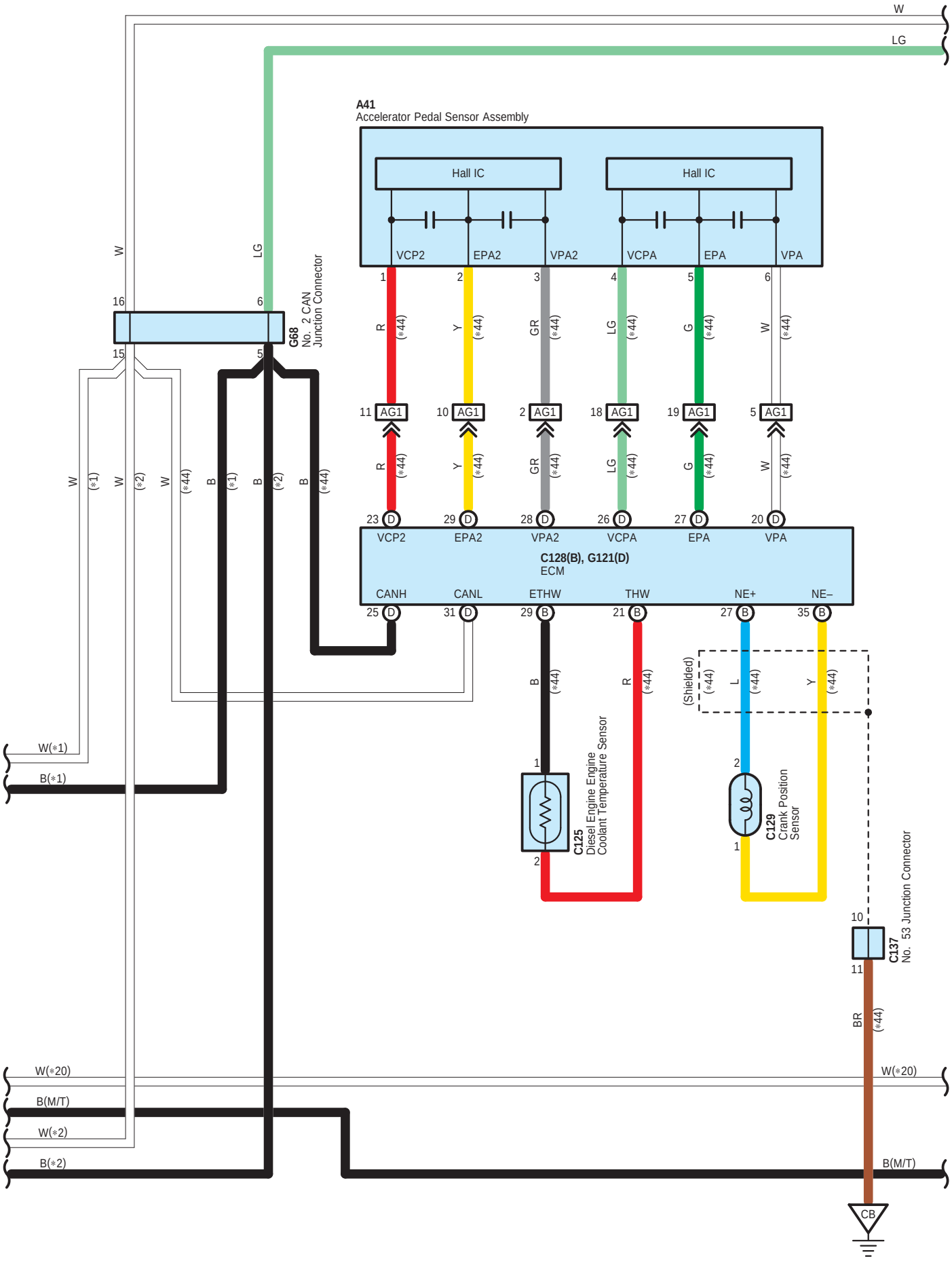
W
LG
A41
Accelerator Pedal Sensor Assembly
Hall IC
Hall IC
VCP2
EPA2
VPA2
VCPA
EPA
VPA
G68
No. 2 CAN
Junction Connector
AG1
C128(B), G121(D)
ECM
CANH
CANL
ETHW
THW
NE+
NE–
C125
Diesel Engine Engine
Coolant Temperature Sensor
C129
Crank Position
Sensor
(Shielded)
C137
No. 53 Junction Connector
W(∗1)
B(∗1)
W(∗20)
B(M/T)
W(∗2)
B(∗2)
CB

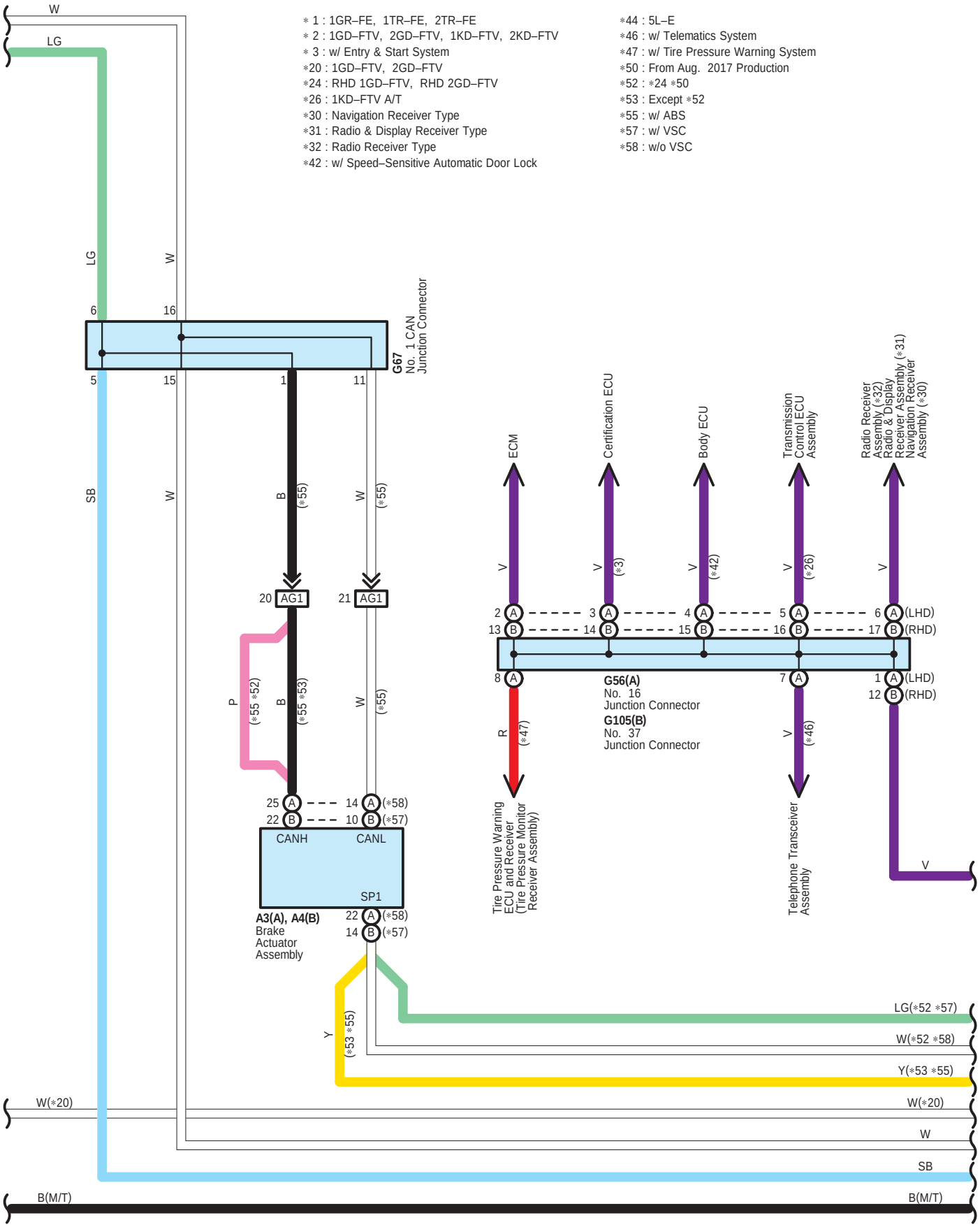
∗1 : 1GR–FE, 1TR–FE, 2TR–FE
∗2 : 1GD–FTV, 2GD–FTV, 1KD–FTV, 2KD–FTV
∗3 : w/ Entry & Start System
∗20 : 1GD–FTV, 2GD–FTV
∗24 : RHD 1GD–FTV, RHD 2GD–FTV
∗26 : 1KD–FTV A/T
∗30 : Navigation Receiver Type
∗31 : Radio & Display Receiver Type
∗32 : Radio Receiver Type
∗42 : w/ Speed–Sensitive Automatic Door Lock
∗44 : 5L–E
∗46 : w/ Telematics System
∗47 : w/ Tire Pressure Warning System
∗50 : From Aug. 2017 Production
∗52 : ∗24 ∗50
∗53 : Except ∗52
∗55 : w/ ABS
∗57 : w/ VSC
∗58 : w/o VSC
W
LG
G67
No. 1 CAN Junction Connector
ECM
Certification ECU
Body ECU
Transmission Control ECU Assembly
Radio Receiver Assembly (∗32)
Radio & Display Receiver Assembly (∗31)
Navigation Receiver Assembly (∗30)
AG1
CANH
CANL
SP1
A3(A), A4(B)
Brake Actuator Assembly
G56(A)
No. 16 Junction Connector
G105(B)
No. 37 Junction Connector
Tire Pressure Warning ECU and Receiver (Tire Pressure Monitor Receiver Assembly)
Telephone Transceiver Assembly
(LHD)
(RHD)
LG(∗52 ∗57)
W(∗52 ∗58)
Y(∗53 ∗55)
W(∗20)
W
SB
B(M/T)

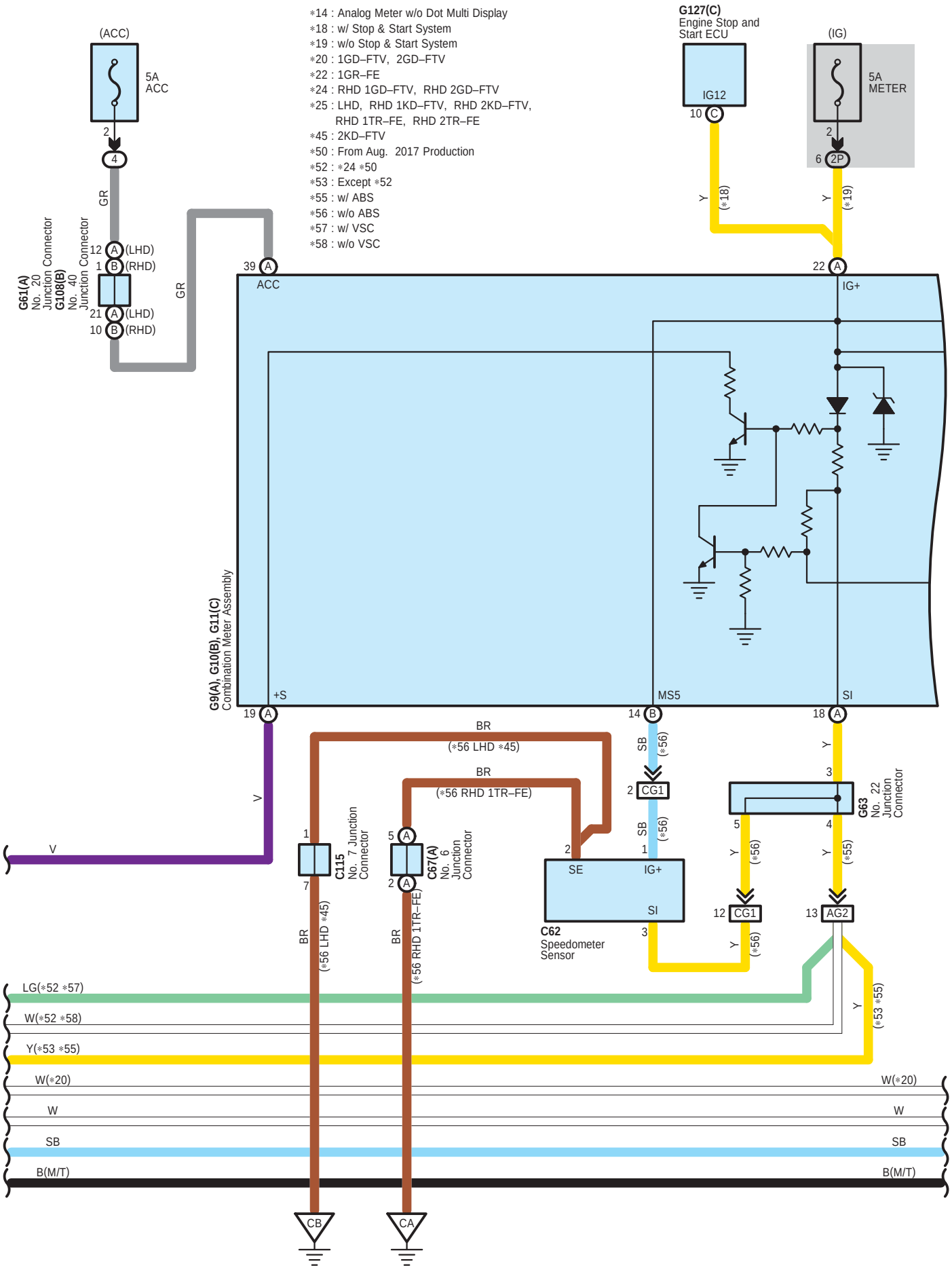
∗14 : Analog Meter w/o Dot Multi Display
∗18 : w/ Stop & Start System
∗19 : w/o Stop & Start System
∗20 : 1GD–FTV, 2GD–FTV
∗22 : 1GR–FE
∗24 : RHD 1GD–FTV, RHD 2GD–FTV
∗25 : LHD, RHD 1KD–FTV, RHD 2KD–FTV, RHD 1TR–FE, RHD 2TR–FE
∗45 : 2KD–FTV
∗50 : From Aug. 2017 Production
∗52 : ∗24 ∗50
∗53 : Except ∗52
∗55 : w/ ABS
∗56 : w/o ABS
∗57 : w/ VSC
∗58 : w/o VSC
(ACC)
5A ACC
G127(C) Engine Stop and Start ECU
IG12
(IG)
5A METER
G61(A) No. 20 Junction Connector
G108(B) No. 40 Junction Connector
(LHD)
(RHD)
ACC
IG+
G9(A), G10(B), G11(C) Combination Meter Assembly
+S
MS5
SI
SE
C62 Speedometer Sensor
C115 No. 7 Junction Connector
C67(A) No. 6 Junction Connector
G63 No. 22 Junction Connector
CG1
AG2
BR (∗56 LHD ∗45)
BR (∗56 RHD 1TR–FE)
LG(∗52 ∗57)
W(∗52 ∗58)
Y(∗53 ∗55)
W(∗20)
W
SB
B(M/T)
CB
CA

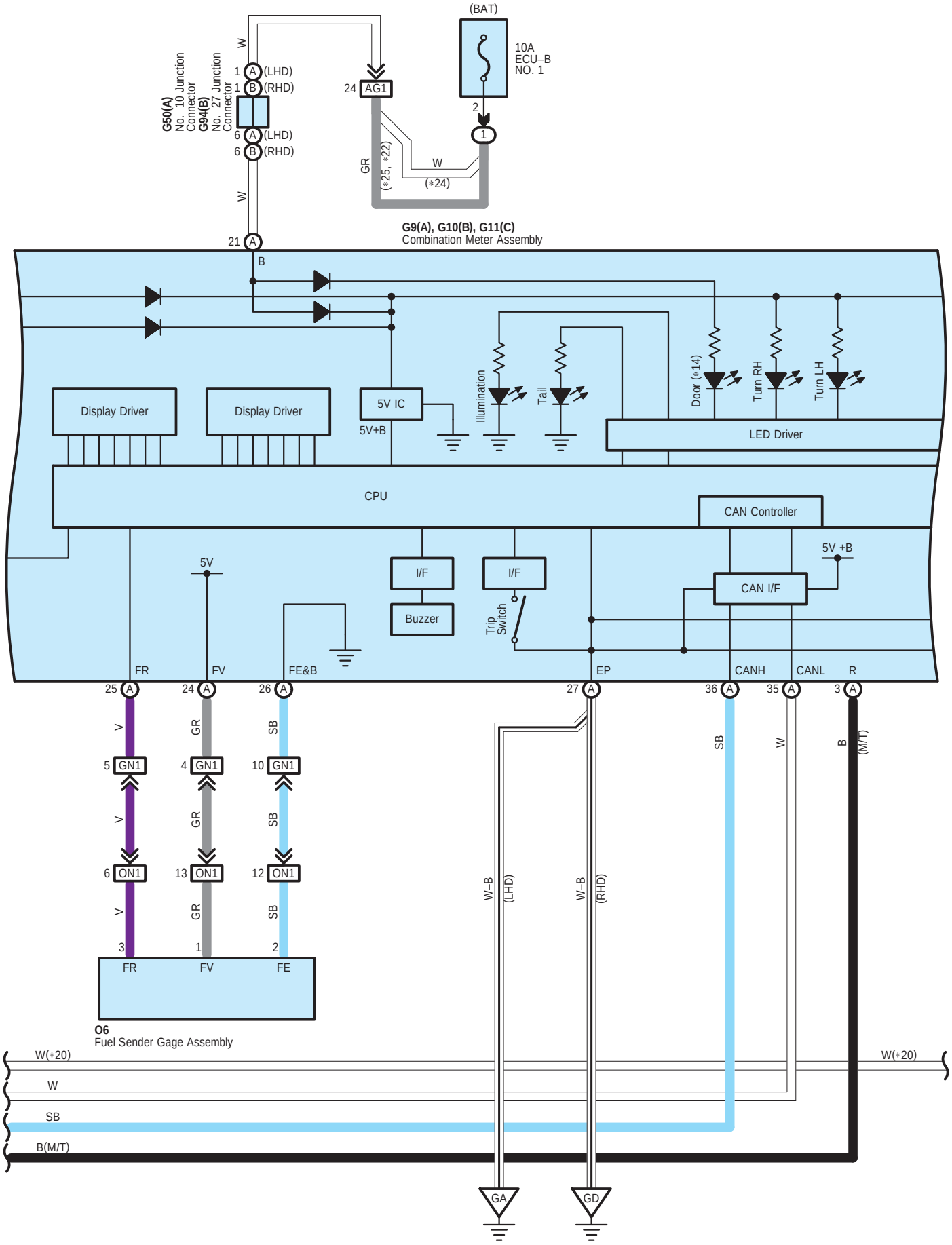
(BAT)
10A
ECU–B
NO. 1
G50(A)
No. 10 Junction Connector
G94(B)
No. 27 Junction Connector
1 A (LHD)
1 B (RHD)
6 A (LHD)
6 B (RHD)
24 AG1
2
1
W
GR
(*25, *22)
(*24)
21 A
B
G9(A), G10(B), G11(C)
Combination Meter Assembly
Display Driver
Display Driver
5V IC
5V+B
Illumination
Tail
Door (*14)
Turn RH
Turn LH
LED Driver
CPU
CAN Controller
5V
I/F
I/F
Buzzer
Trip Switch
5V +B
CAN I/F
FR
FV
FE&B
EP
CANH
CANL
R
25 A
24 A
26 A
27 A
36 A
35 A
3 A
V
GR
SB
5 GN1
4 GN1
10 GN1
6 ON1
13 ON1
12 ON1
3
1
2
FR
FV
FE
O6
Fuel Sender Gage Assembly
W–B (LHD)
W–B (RHD)
B (M/T)
W(*20)
W
SB
B(M/T)
GA
GD

∗ 4 : w/o Entry & Start System w/ Wireless Door Lock Control
∗ 6 : Extra Cab
∗ 7 : Single Cab
∗ 8 : w/ TFT Display
∗14 : Analog Meter w/o Dot Multi Display
∗20 : 1GD–FTV, 2GD–FTV
∗22 : 1GR–FE
∗23 : 1TR–FE, 2TR–FE
∗24 : RHD 1GD–FTV, RHD 2GD–FTV
∗25 : LHD, RHD 1KD–FTV, RHD 2KD–FTV, RHD 1TR–FE, RHD 2TR–FE
∗30 : Navigation Receiver Type
∗31 : Radio & Display Receiver Type
∗36 : w/ Rear Passenger' s Seat Belt Warning
∗43 : RHD 1TR–FE, RHD 2TR–FE
∗49 : Before Aug. 2017 Production
∗50 : From Aug. 2017 Production
∗51 : ∗20 LHD, ∗20 ∗49 RHD
∗52 : ∗24 ∗50
∗53 : Except ∗52

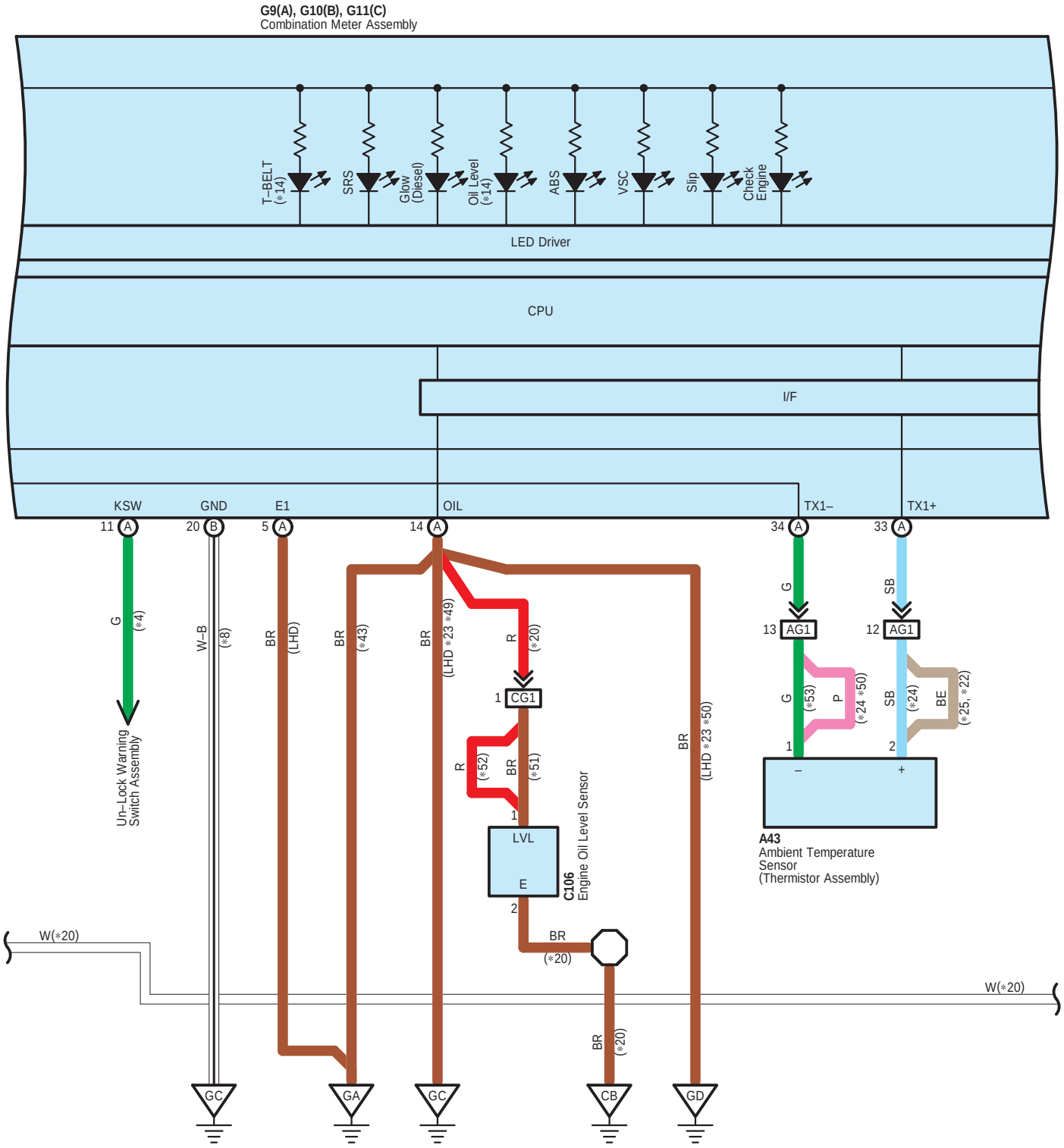

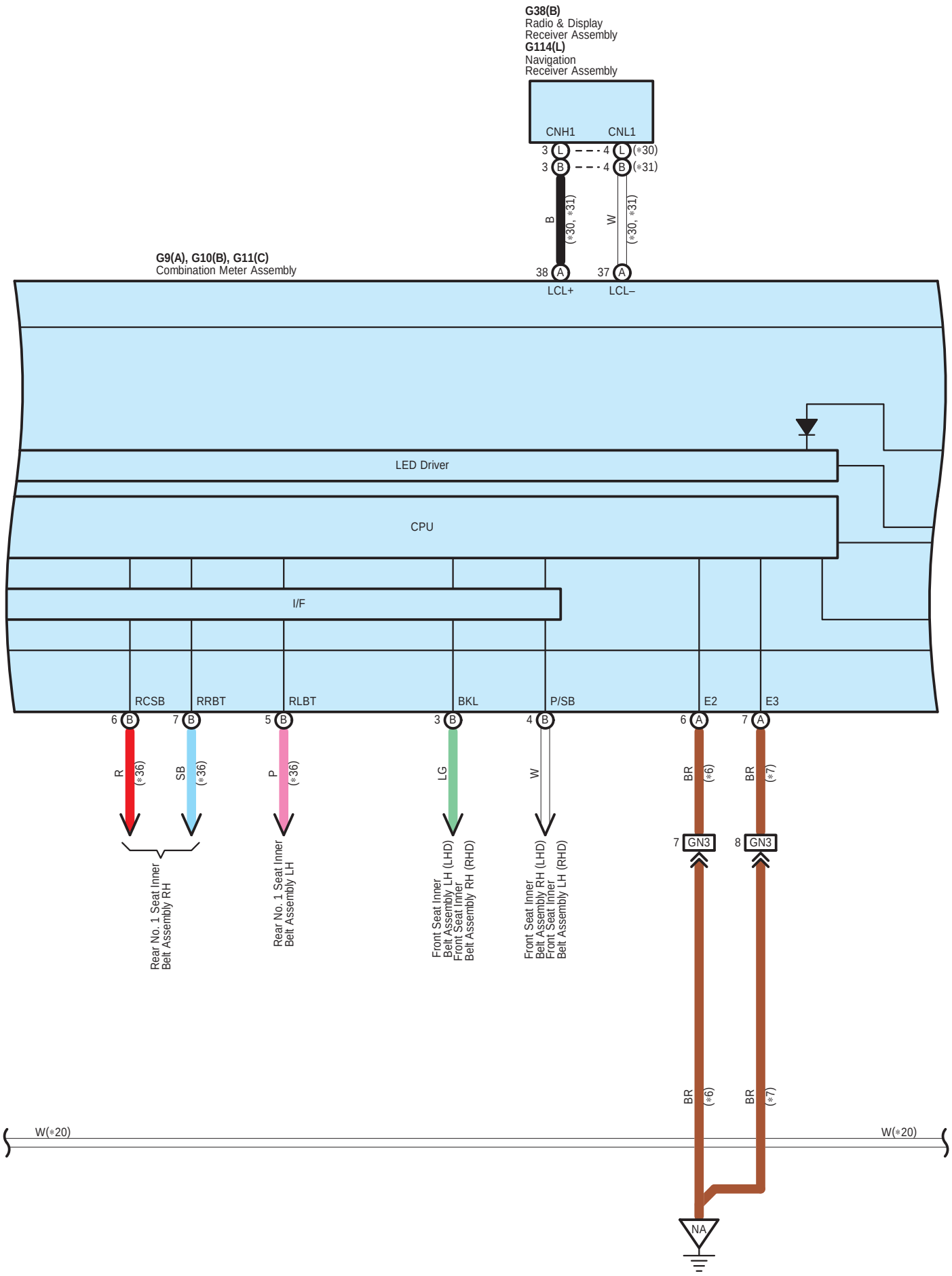
G38(B)
Radio & Display
Receiver Assembly
G114(L)
Navigation
Receiver Assembly
CNH1
CNL1
3 L
4 L (*30)
3 B
4 B (*31)
B (*30, *31)
W (*30, *31)
G9(A), G10(B), G11(C)
Combination Meter Assembly
38 A
37 A
LCL+
LCL–
LED Driver
CPU
I/F
RCSB
RRBT
RLBT
BKL
P/SB
E2
E3
6 B
7 B
5 B
3 B
4 B
6 A
7 A
R (*36)
SB (*36)
P (*36)
LG
W
BR (*6)
BR (*7)
7 GN3
8 GN3
Rear No. 1 Seat Inner
Belt Assembly RH
Rear No. 1 Seat Inner
Belt Assembly LH
Front Seat Inner
Belt Assembly LH (LHD)
Front Seat Inner
Belt Assembly RH (RHD)
Front Seat Inner
Belt Assembly RH (LHD)
Front Seat Inner
Belt Assembly LH (RHD)
BR (*6)
BR (*7)
W(*20)
W(*20)
NA

∗ 2 : 1GD–FTV, 2GD–FTV, 1KD–FTV, 2KD–FTV
∗12 : w/o Body ECU
∗14 : Analog Meter w/o Dot Multi Display
∗15 : w/ Outer Rear View Mirror Side Signal Light
∗16 : w/ Front Fender Side Turn Signal Light
∗20 : 1GD–FTV, 2GD–FTV
∗21 : 1KD–FTV, 2KD–FTV
∗24 : RHD 1GD–FTV, RHD 2GD–FTV
∗35 : w/ Windshield Washer Fluid Level Warning
∗44 : 5L–E
∗48 : w/ Body ECU
∗49 : Before Aug. 2017 Production
∗50 : From Aug. 2017 Production
∗54 : LHD ∗20, ∗24 ∗49, ∗21

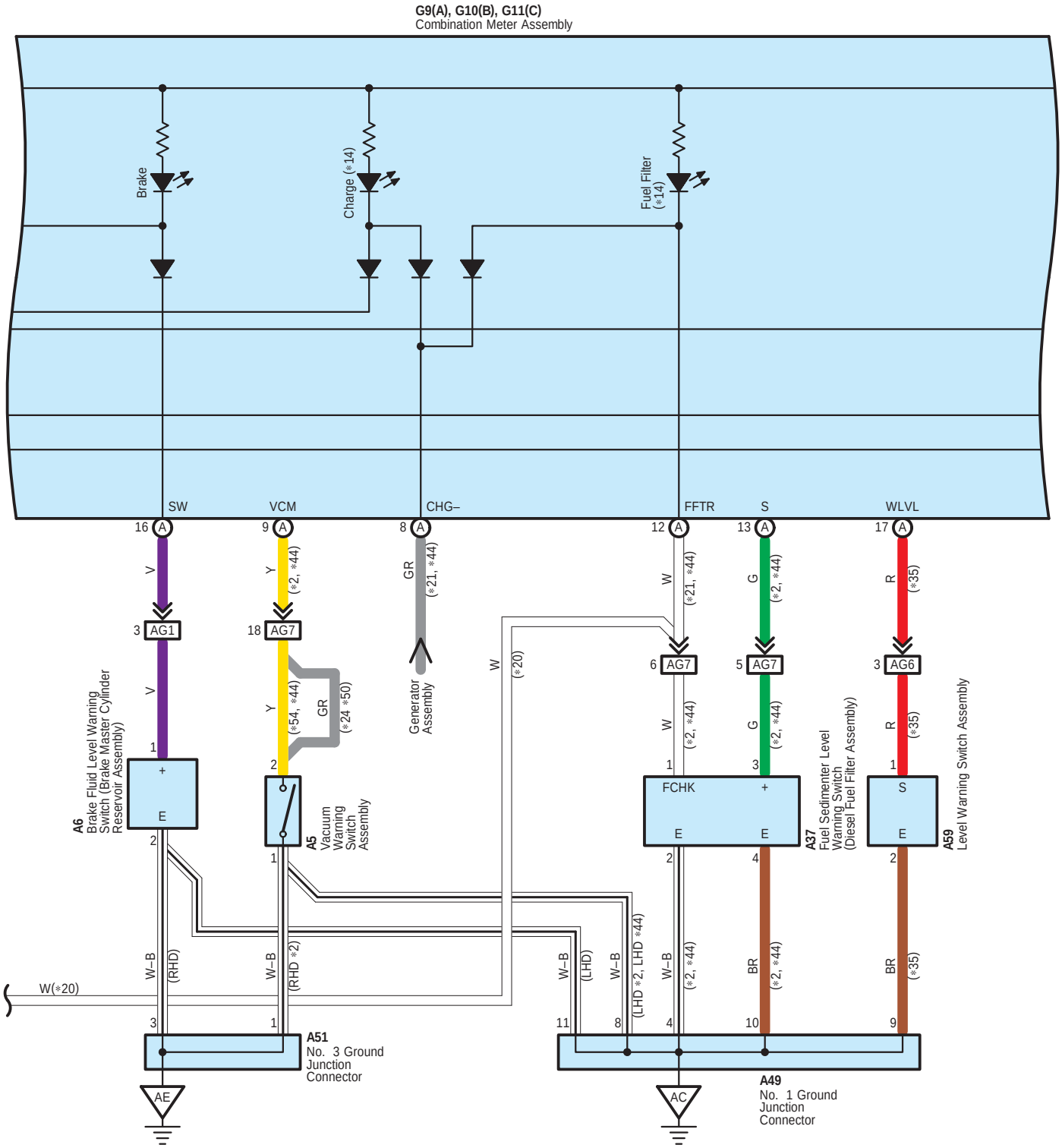

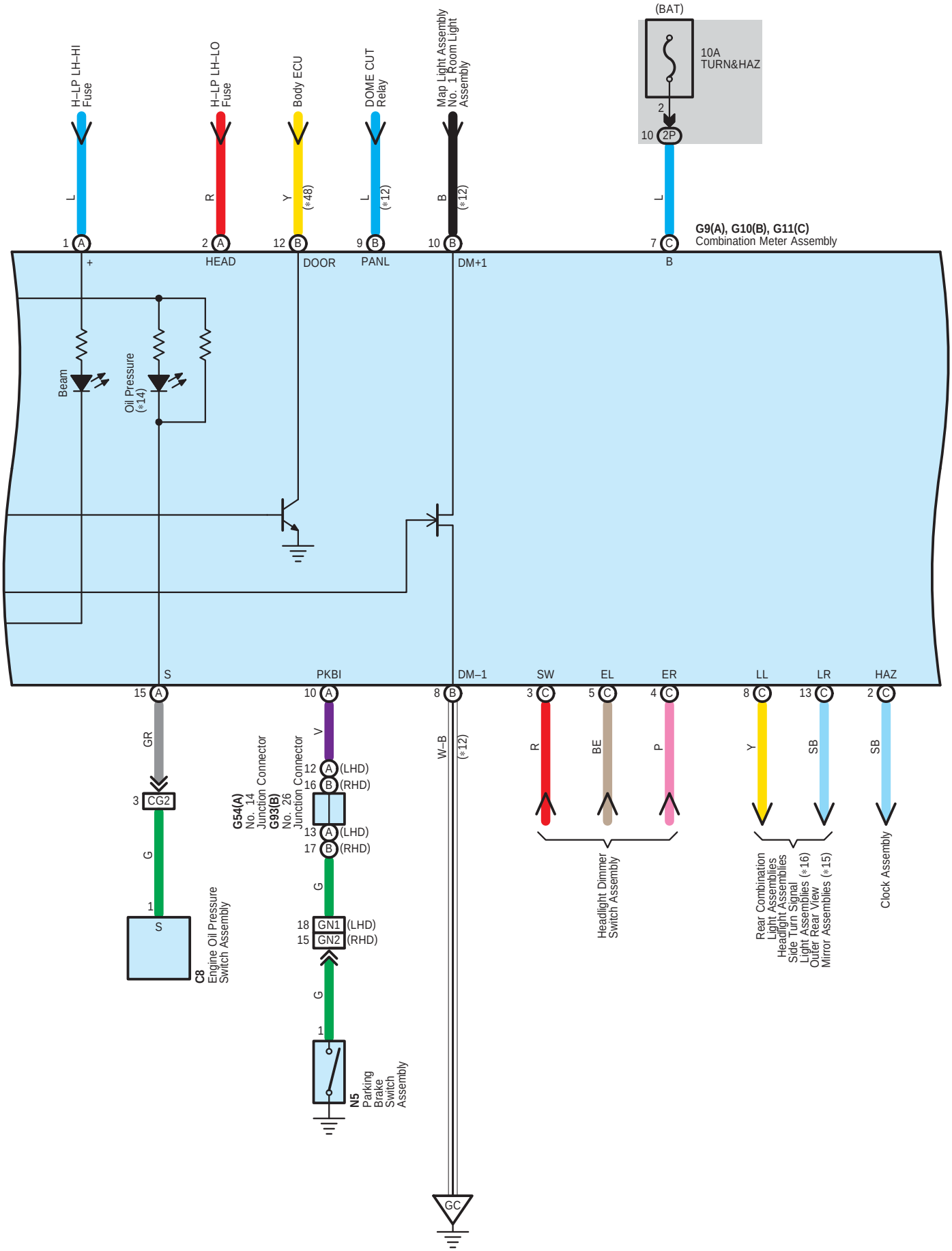
H–LP LH–HI Fuse
H–LP LH–LO Fuse
Body ECU
DOME CUT Relay
Map Light Assembly No. 1 Room Light Assembly
(BAT)
10A TURN&HAZ
G9(A), G10(B), G11(C)
Combination Meter Assembly
HEAD
DOOR
PANL
DM+1
B
Beam
Oil Pressure (*14)
S
PKBI
DM–1
SW
EL
ER
LL
LR
HAZ
CG2
C8
Engine Oil Pressure Switch Assembly
G54(A) No. 14 Junction Connector
G93(B) No. 26 Junction Connector
(LHD)
(RHD)
GN1
GN2
N5
Parking Brake Switch Assembly
Headlight Dimmer Switch Assembly
Rear Combination Light Assemblies
Headlight Assemblies
Side Turn Signal Light Assemblies (*16)
Outer Rear View Mirror Assemblies (*15)
Clock Assembly
GC

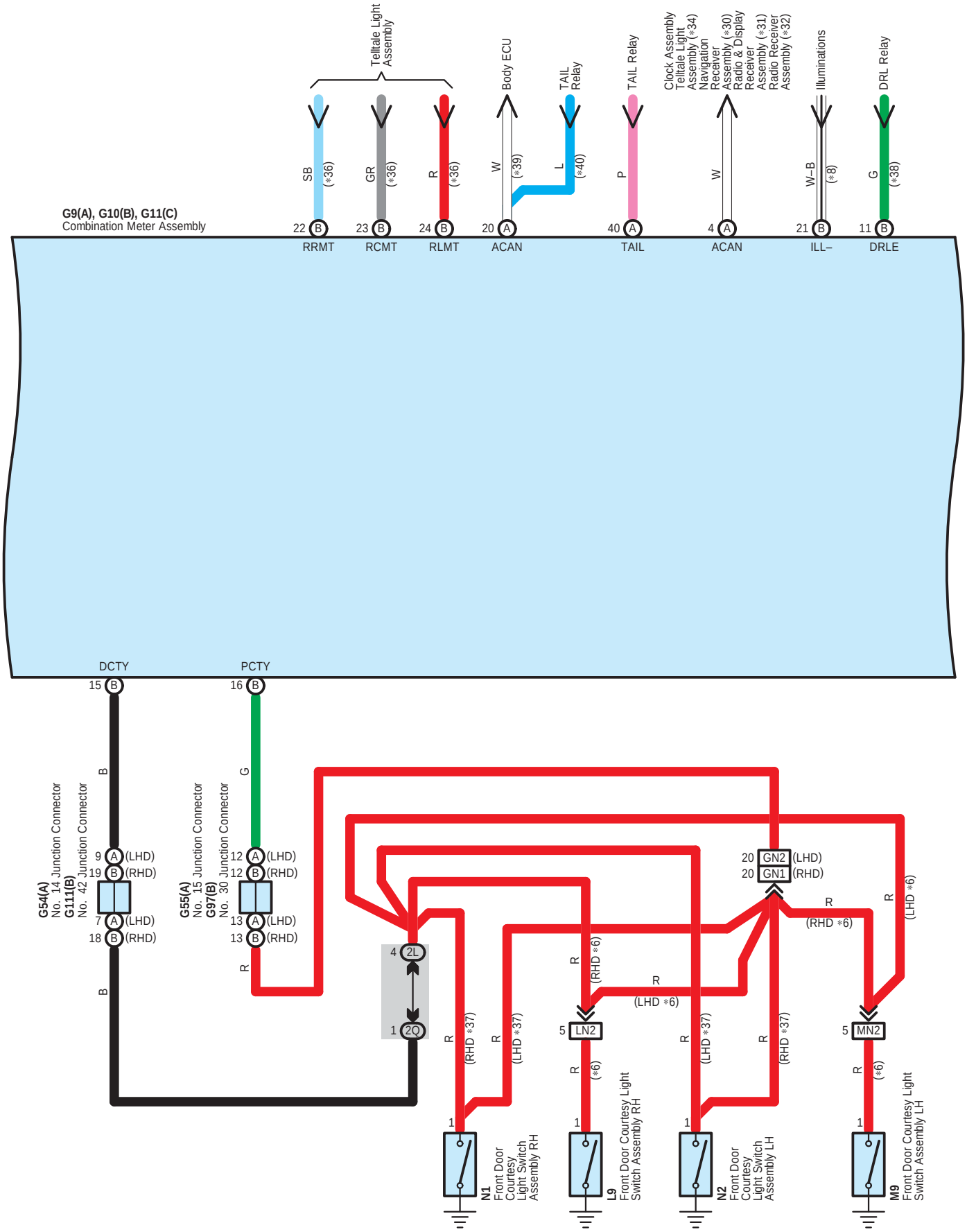
Telltale Light Assembly
Body ECU
TAIL Relay
TAIL Relay
Clock Assembly
Telltale Light Assembly (*34)
Navigation Receiver Assembly (*30)
Radio & Display Receiver Assembly (*31)
Radio Receiver Assembly (*32)
Illuminations
DRL Relay
SB (*36)
GR (*36)
R (*36)
W (*39)
L (*40)
P
W
W–B (*8)
G (*38)
G9(A), G10(B), G11(C)
Combination Meter Assembly
22 B RRMT
23 B RCMT
24 B RLMT
20 A ACAN
40 A TAIL
4 A ACAN
21 B ILL–
11 B DRLE
DCTY
PCTY
15 B
16 B
B
G
G54(A)
No. 14 Junction Connector
G111(B)
No. 42 Junction Connector
9 A (LHD)
19 B (RHD)
7 A (LHD)
18 B (RHD)
G55(A)
No. 15 Junction Connector
G97(B)
No. 30 Junction Connector
12 A (LHD)
12 B (RHD)
13 A (LHD)
13 B (RHD)
R
4 2L
1 2Q
20 GN2 (LHD)
20 GN1 (RHD)
R (RHD *6)
R (LHD *6)
R (RHD *6)
R (LHD *6)
5 LN2
5 MN2
R (RHD *37)
R (LHD *37)
R (LHD *37)
R (RHD *37)
R (*6)
R (*6)
1
N1
Front Door Courtesy Light Switch Assembly RH
L9
Front Door Courtesy Light Switch Assembly RH
N2
Front Door Courtesy Light Switch Assembly LH
M9
Front Door Courtesy Light Switch Assembly LH

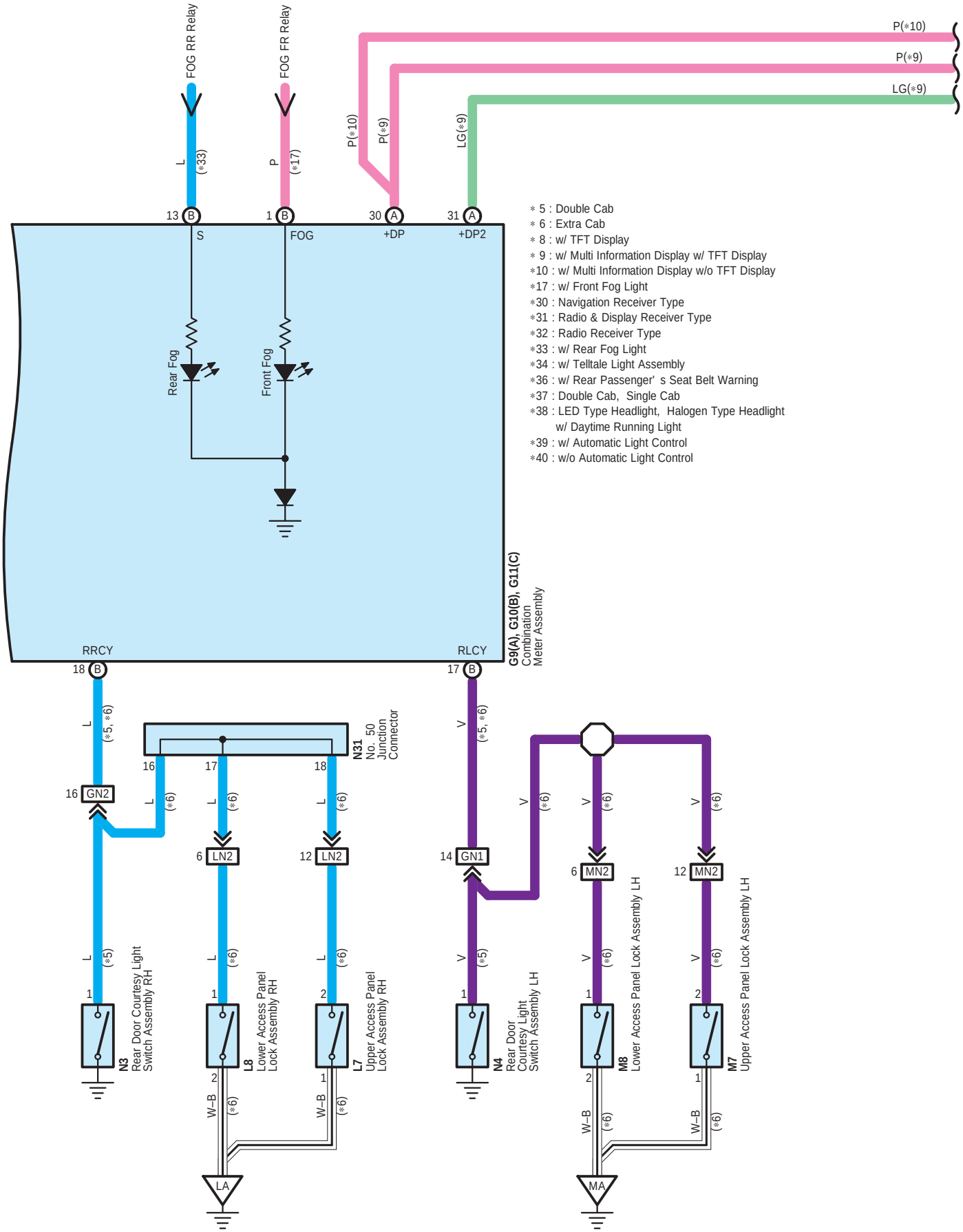
FOG RR Relay
FOG FR Relay
P(*10)
P(*9)
LG(*9)
L (*33)
P (*17)
13 B
1 B
30 A
31 A
S
FOG
+DP
+DP2
Rear Fog
Front Fog
G9(A), G10(B), G11(C) Combination Meter Assembly
RRCY
RLCY
18 B
17 B
L (*5, *6)
V (*5, *6)
N31 No. 50 Junction Connector
16 GN2
6 LN2
12 LN2
14 GN1
6 MN2
12 MN2
N3 Rear Door Courtesy Light Switch Assembly RH
L8 Lower Access Panel Lock Assembly RH
L7 Upper Access Panel Lock Assembly RH
N4 Rear Door Courtesy Light Switch Assembly LH
M8 Lower Access Panel Lock Assembly LH
M7 Upper Access Panel Lock Assembly LH
W–B (*6)
LA
MA
* 5 : Double Cab
* 6 : Extra Cab
* 8 : w/ TFT Display
* 9 : w/ Multi Information Display w/ TFT Display
*10 : w/ Multi Information Display w/o TFT Display
*17 : w/ Front Fog Light
*30 : Navigation Receiver Type
*31 : Radio & Display Receiver Type
*32 : Radio Receiver Type
*33 : w/ Rear Fog Light
*34 : w/ Telltale Light Assembly
*36 : w/ Rear Passenger' s Seat Belt Warning
*37 : Double Cab, Single Cab
*38 : LED Type Headlight, Halogen Type Headlight w/ Daytime Running Light
*39 : w/ Automatic Light Control
*40 : w/o Automatic Light Control

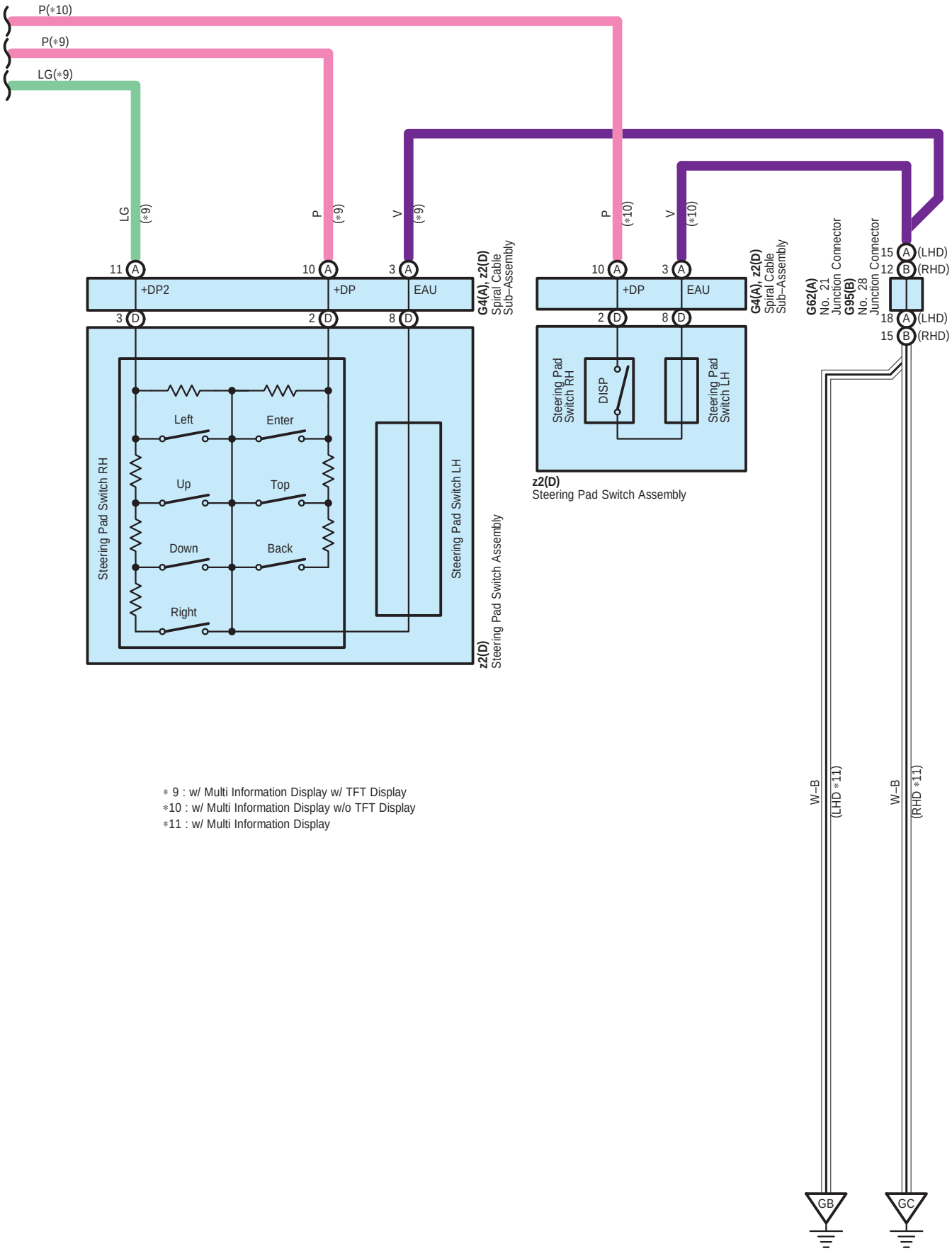

∗ 9 : w/ Multi Information Display w/ TFT Display
∗10 : w/ Multi Information Display w/o TFT Display
∗11 : w/ Multi Information Display

A3
Gray

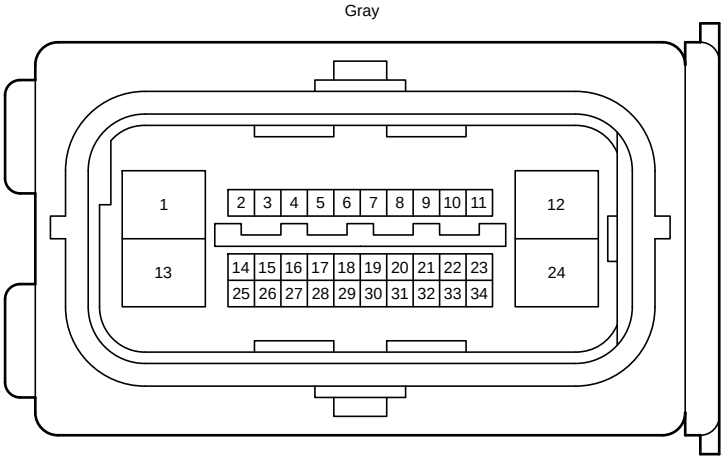

90980-12687

A4
Black

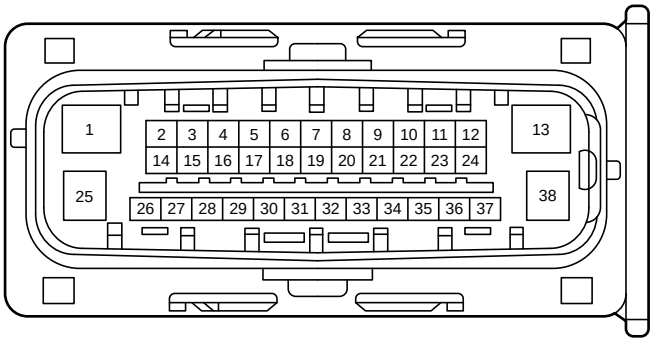

90980-12B01

A5
Black

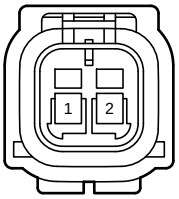

90980-12195

A6
Gray

90980-11207

A37
Gray

90980-11292

A41
Black



90980-12831

A43
Black

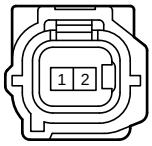

90980-12416

A45
White

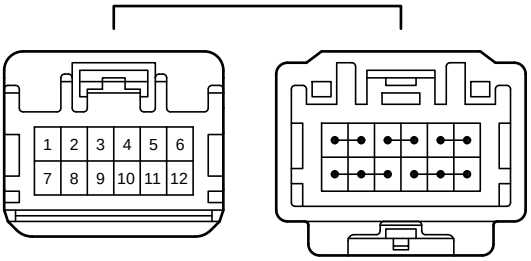

90980-12737

A49
Black

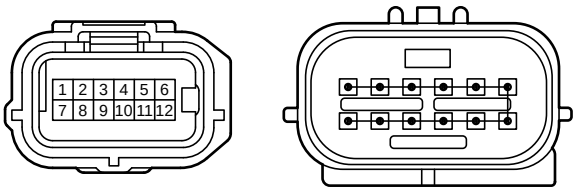

90980-12356

A51
Black

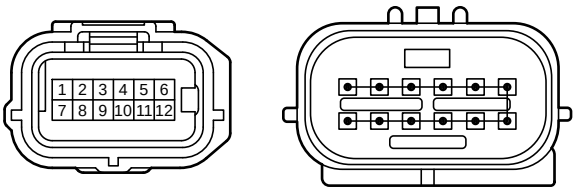

90980-12356

A59
Black

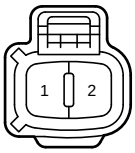

90980-11068

B1
White



90980-10906

C8
Black

90980-11363

C12
White

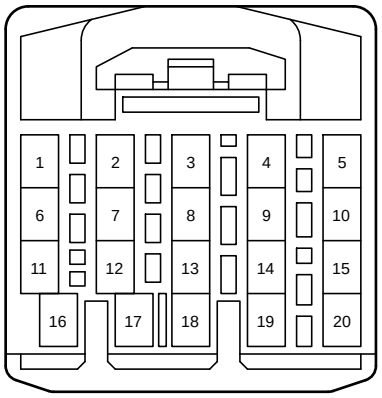

82824-26160

C13
White

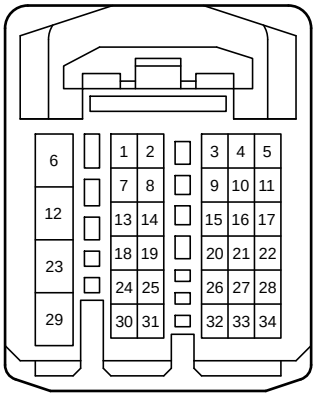

82824-26150

C15
White

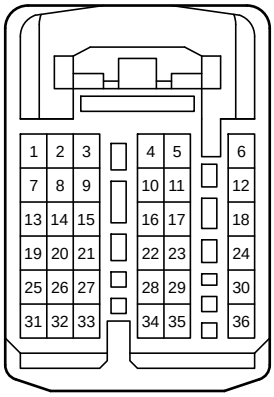

82824-26130

C18
Brown

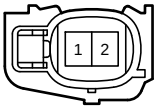

90980-11875

C24
Gray

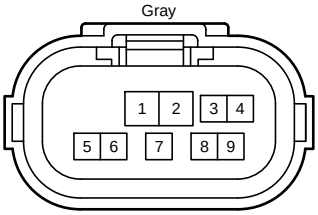

90980-12362

C27
Black

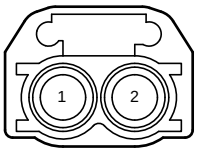

90980-12028

C45
Black

90980-10735

C47
Black

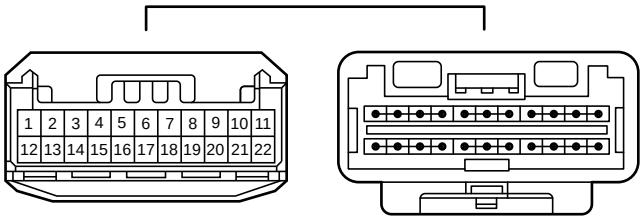

90980-12B54

C48
Black

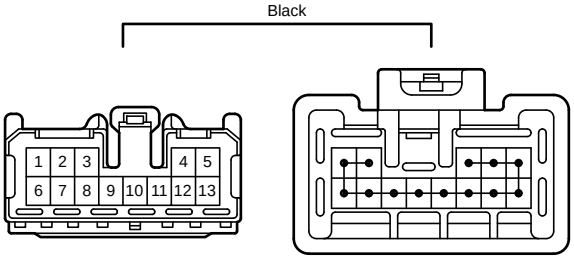

90980-11542

C51
Gray

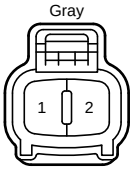

90980-11051

C52
White

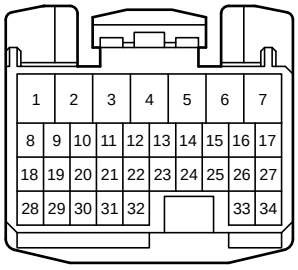

90980-12527

C53
White

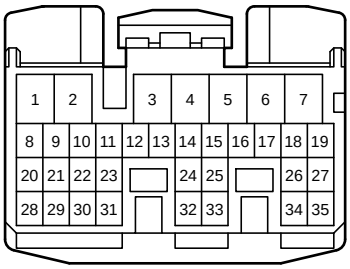

90980-12528

C54
White

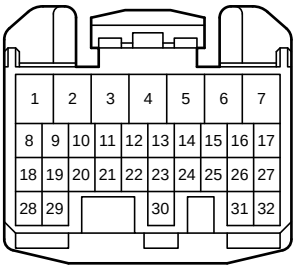

90980-12526

C55
Gray

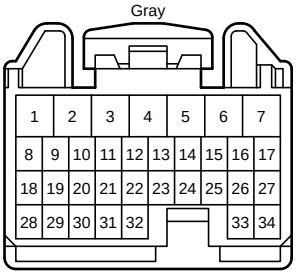

90980-12456

C57
White

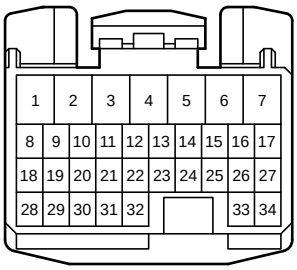

90980-12527

C60
White

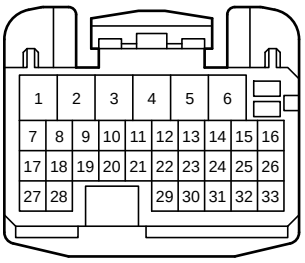

90980-12700

C61
Gray

90980-11016

C62
Black

90980-11143

C67
Black

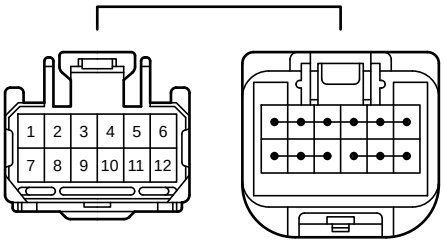

90980-11661

C77
White

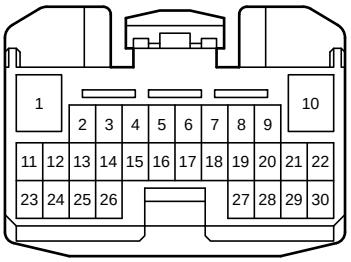

90980-12562

C84
Gray

90980-11016

C106
Gray

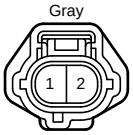

90980-11235

C115
Black

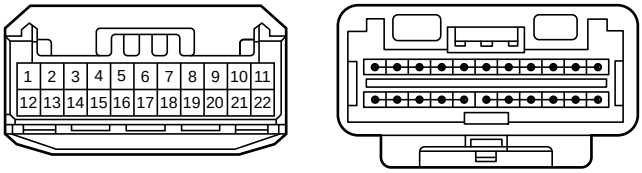

90980-12B54

C123
Gray

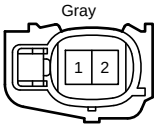

90980-11875

C125
Black

90980-10735

C128
White

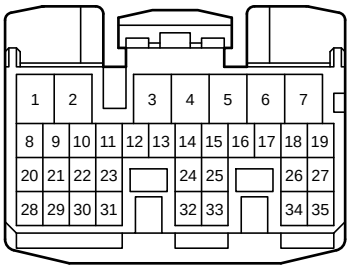

90980-12528

C129
White

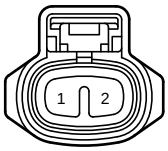

90980-11250

C137
White

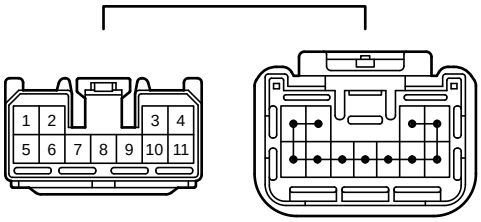

90980-11539

G4
Black

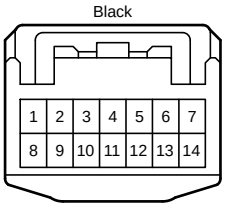

90980-12370

G9
White

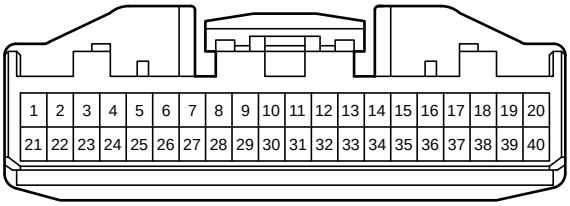

90980-12557

G10
White

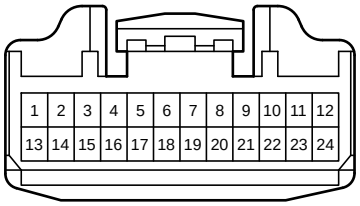

90980-12554

G11
White

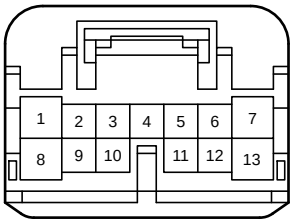

90980-12767

G38
White

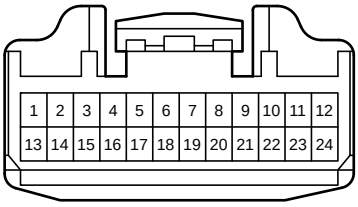

90980-12554

G45
White

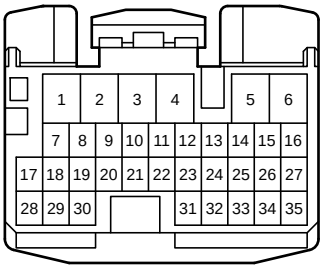

90980-12529

G46
White

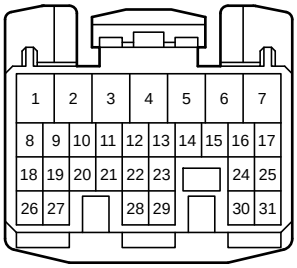

90980-12525

G50
Black

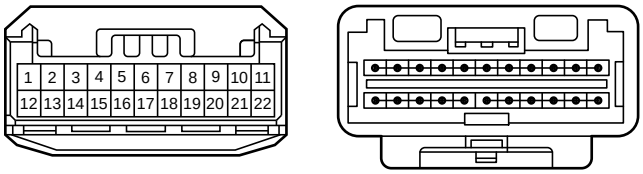

90980-12B54

G53
Black

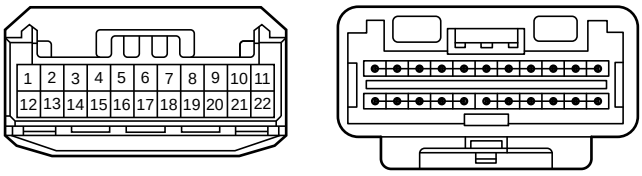

90980-12B54

G54
Black

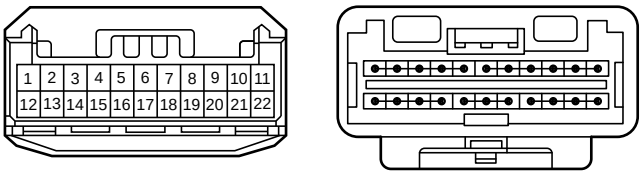

90980-12B54

G55
Black

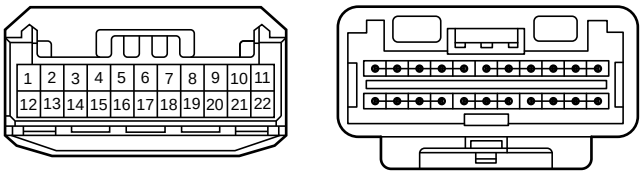

90980-12B54

G56
Black

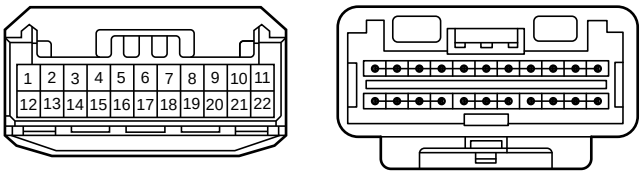

90980-12B54

G61
Black

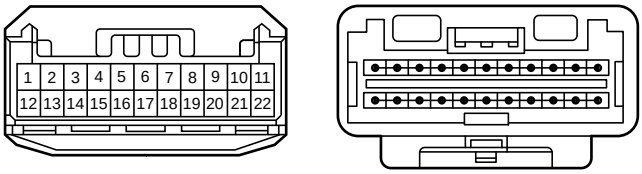

90980-12B54

G62
Black

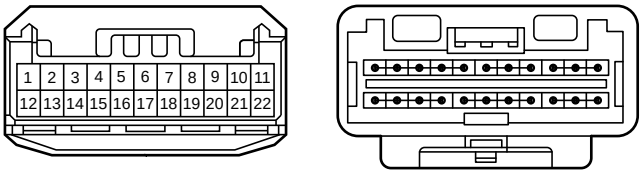

90980-12B54

G63
White

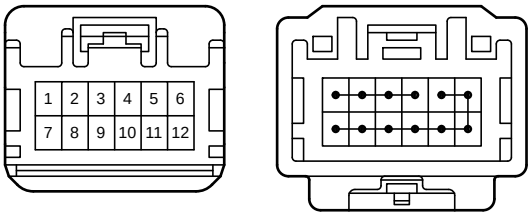

90980-12737

G67
White

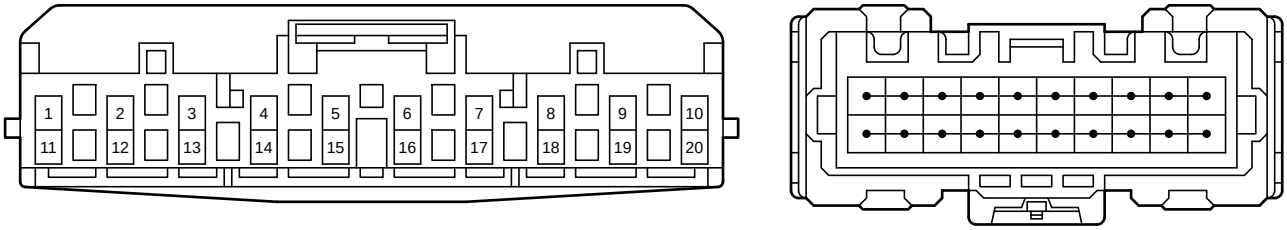

90980-12A58

G68
White

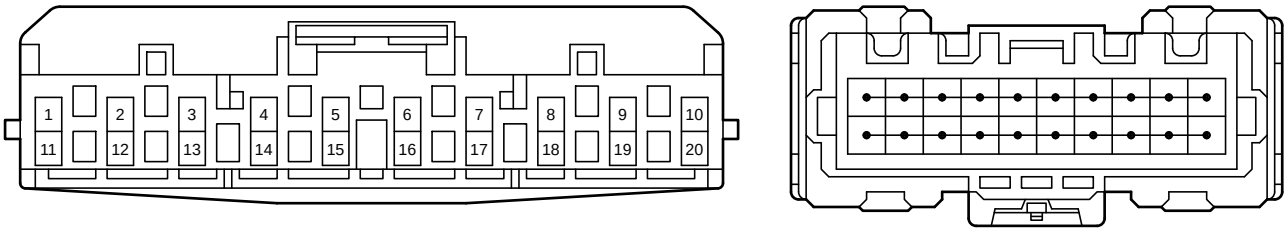

90980-12A58

G83
Gray

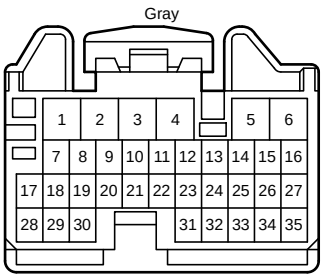

90980-12455

G84
Gray

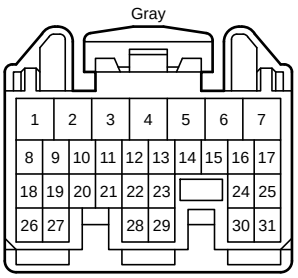

90980-12457

G85
White

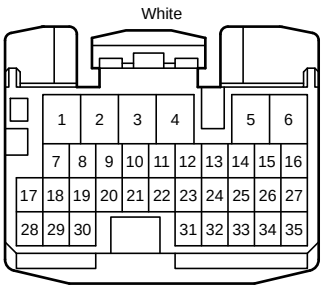

90980-12529

G86
White

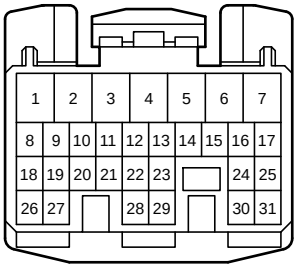

90980-12525

G88
White

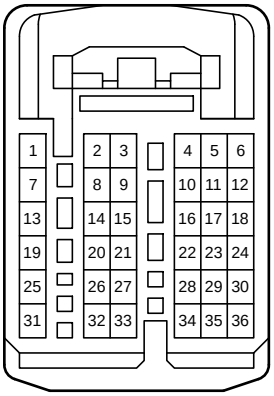

82824-26120

G89
White

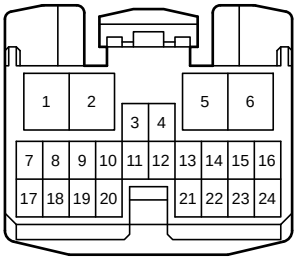

90980-12560

G90
White

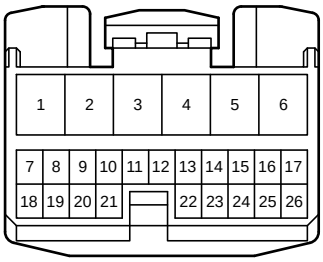

90980-12561

G93
Black

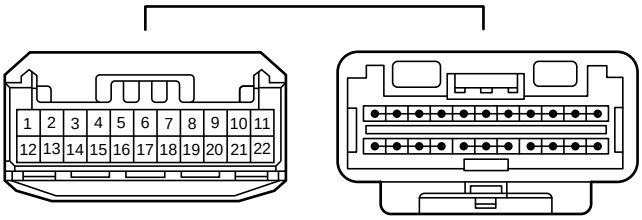

90980-12B54

G94
Black

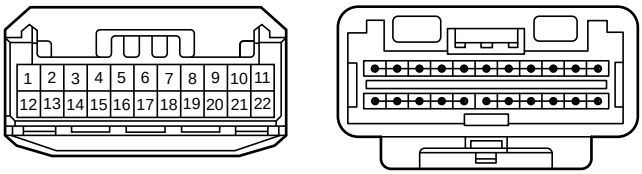

90980-12B54

G95
Black

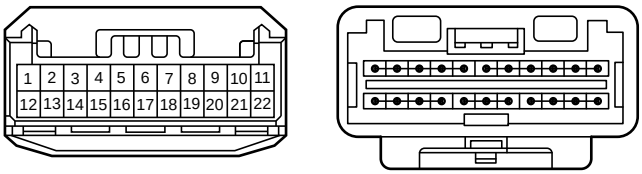

90980-12B54

G97
Black

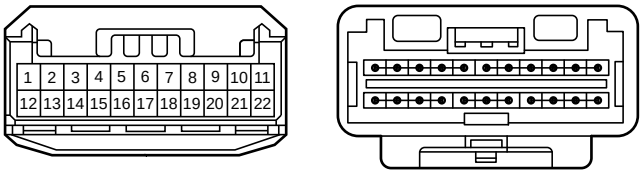

90980-12B54

G105
Black

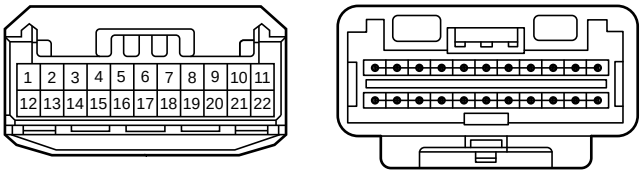

90980-12B54

G108
Black

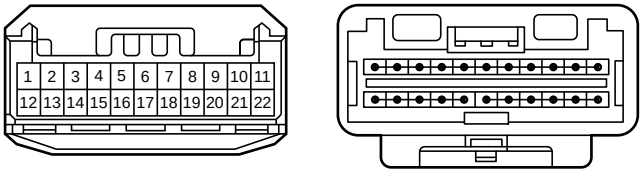

90980-12B54

G109
Black

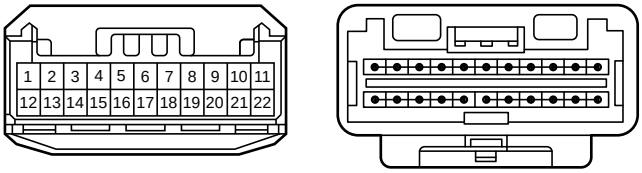

90980-12B54

G111
Black

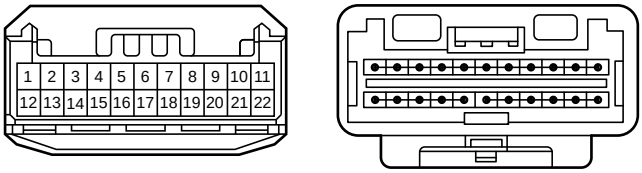

90980-12B54

G114
White

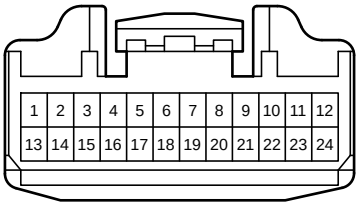

90980-12554

G121
White

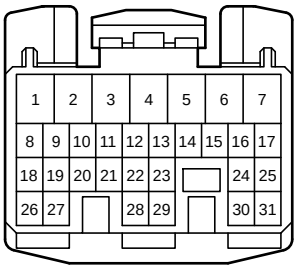

90980-12525

G127
Black

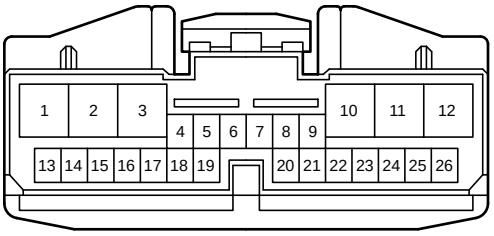

82824-12510

L7
White



90980-11299

L8
White

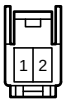

90980-11918

L9
Black

90980-10871

M7
White



90980-11299

M8
White

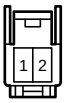

90980-11918

M9
Black

90980-10871

N1
Black

90980-10871

N2
Black

90980-10871

N3
Black

90980-10871

N4
Black

90980-10871

N5
Black

90980-10871

N31
Black

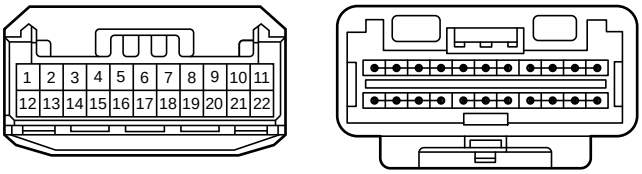

90980-12B54

O6
White

90980-11077

Z1
Black

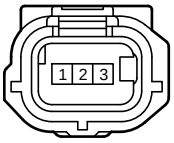

90980-12353

z2
Black

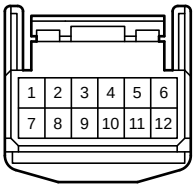

90980-12559

2D
White

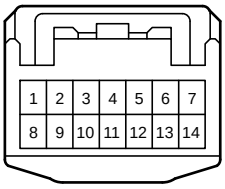

90980-12370

2L
White

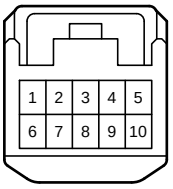

90980-12368

2P
White

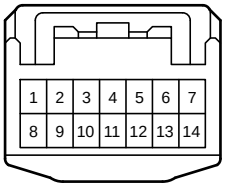

90980-12370

2Q
White

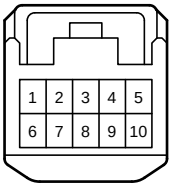

90980-12368

AG1
White

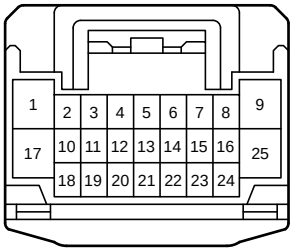

90980-12414

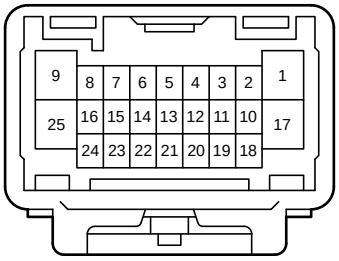

90980-12413

AG2
White

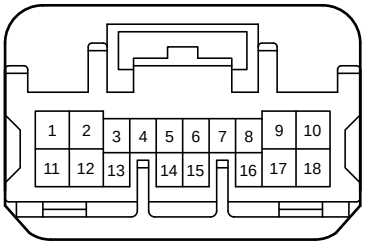

90980-12739

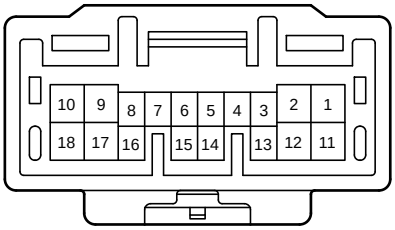

90980-12738

AG6
White

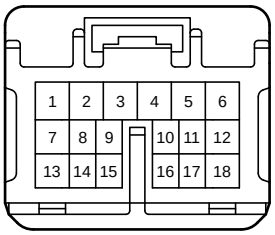

90980-12745

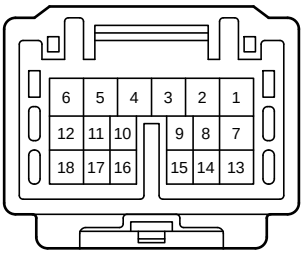

90980-12744

AG7
White

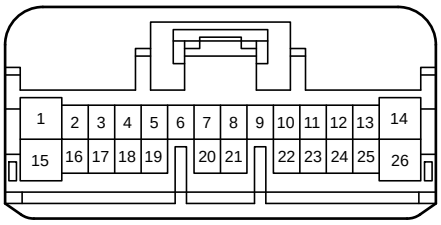

90980-12771

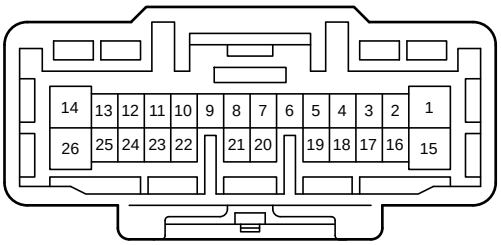

90980-12770

BA1
White

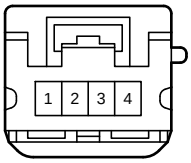

90980-12733

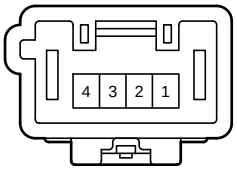

90980-12732

CA2
White

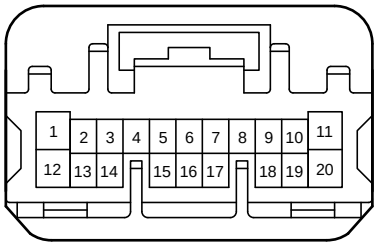

90980-12741

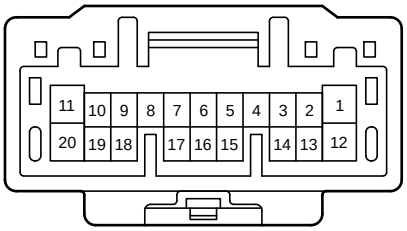

90980-12740

CG1
White

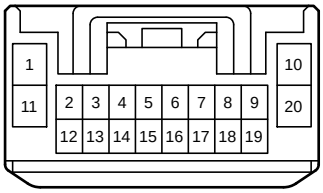

90980-12A22

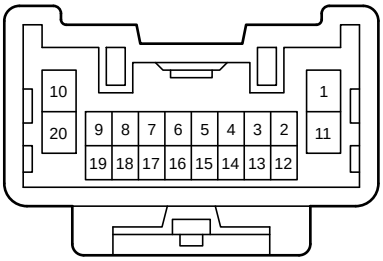

90980-12377

CG2
White

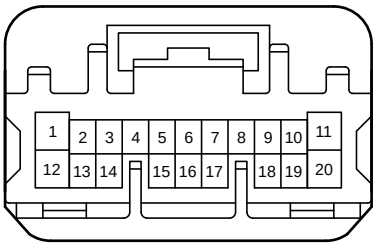

90980-12741

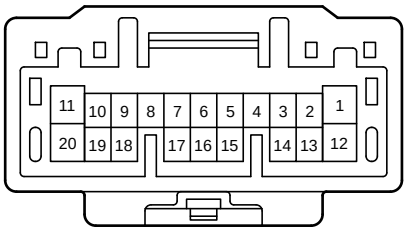

90980-12740

CZ1
Black

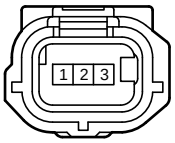

90980-12353

90980-12719

GN1
White

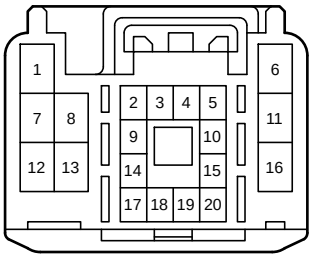

82824-52530

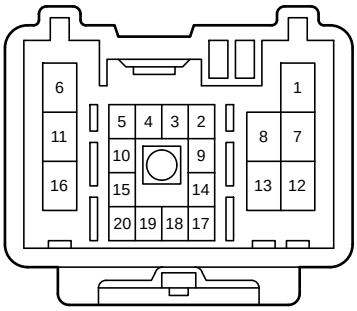

82824-52520

GN2
White

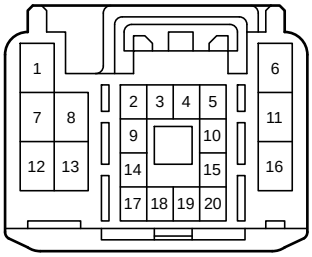

82824-52530

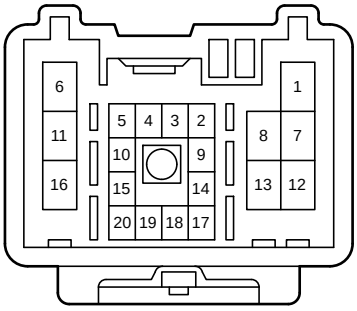

82824-52520

GN3
White

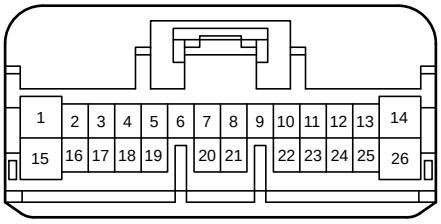

90980-12771

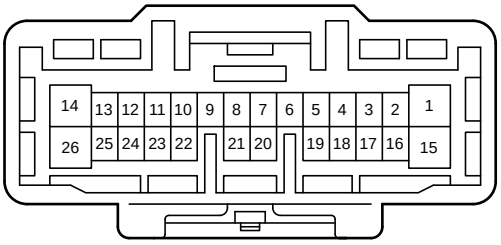

90980-12770

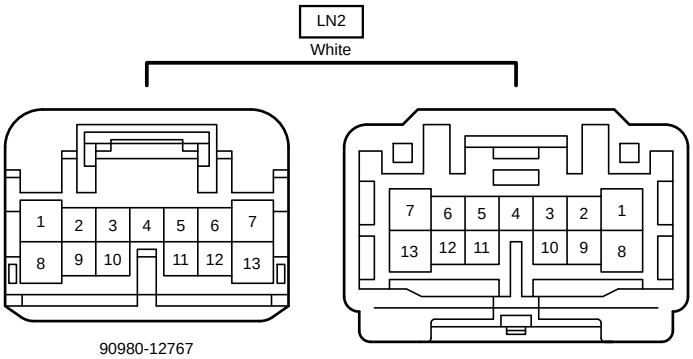

90980-12767

90980-12766

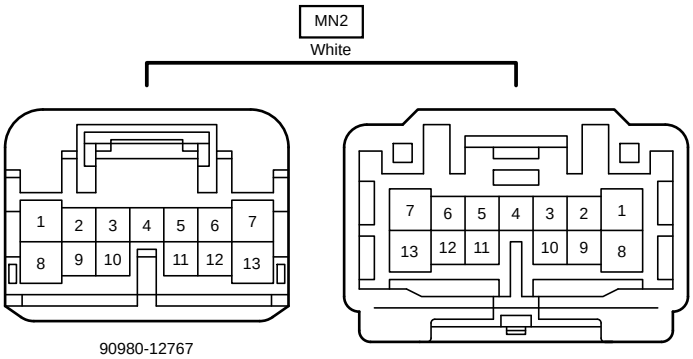

90980-12767

90980-12766

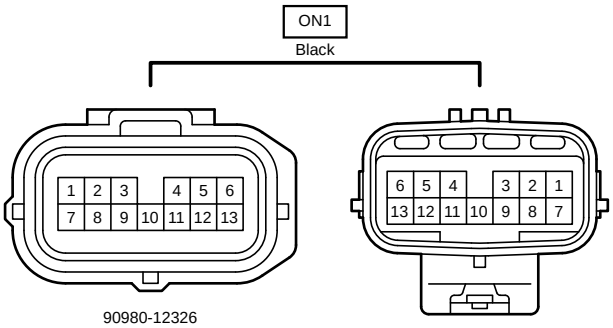

90980-12326

90980-12716