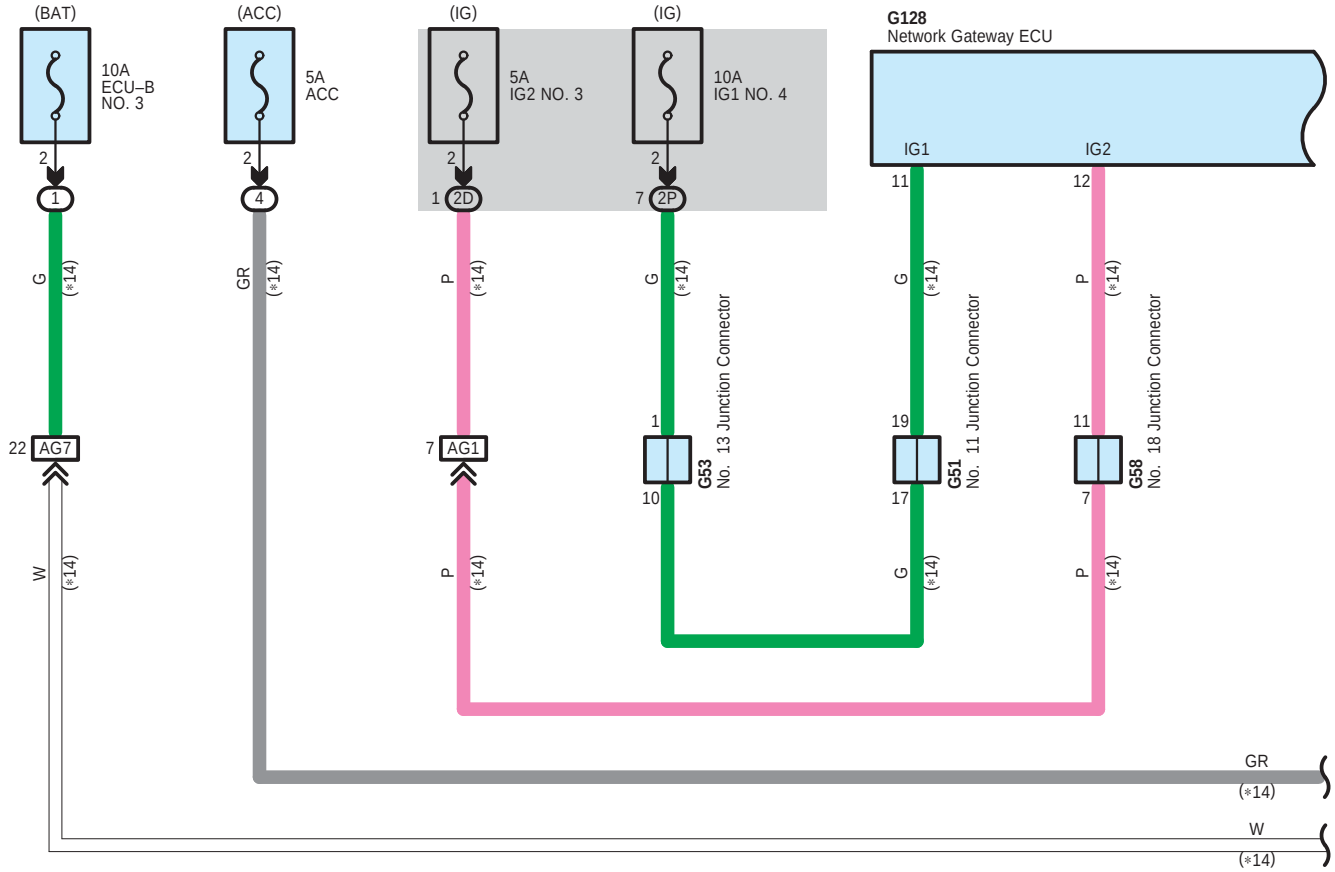

*14 : w/ Pre–Collision System

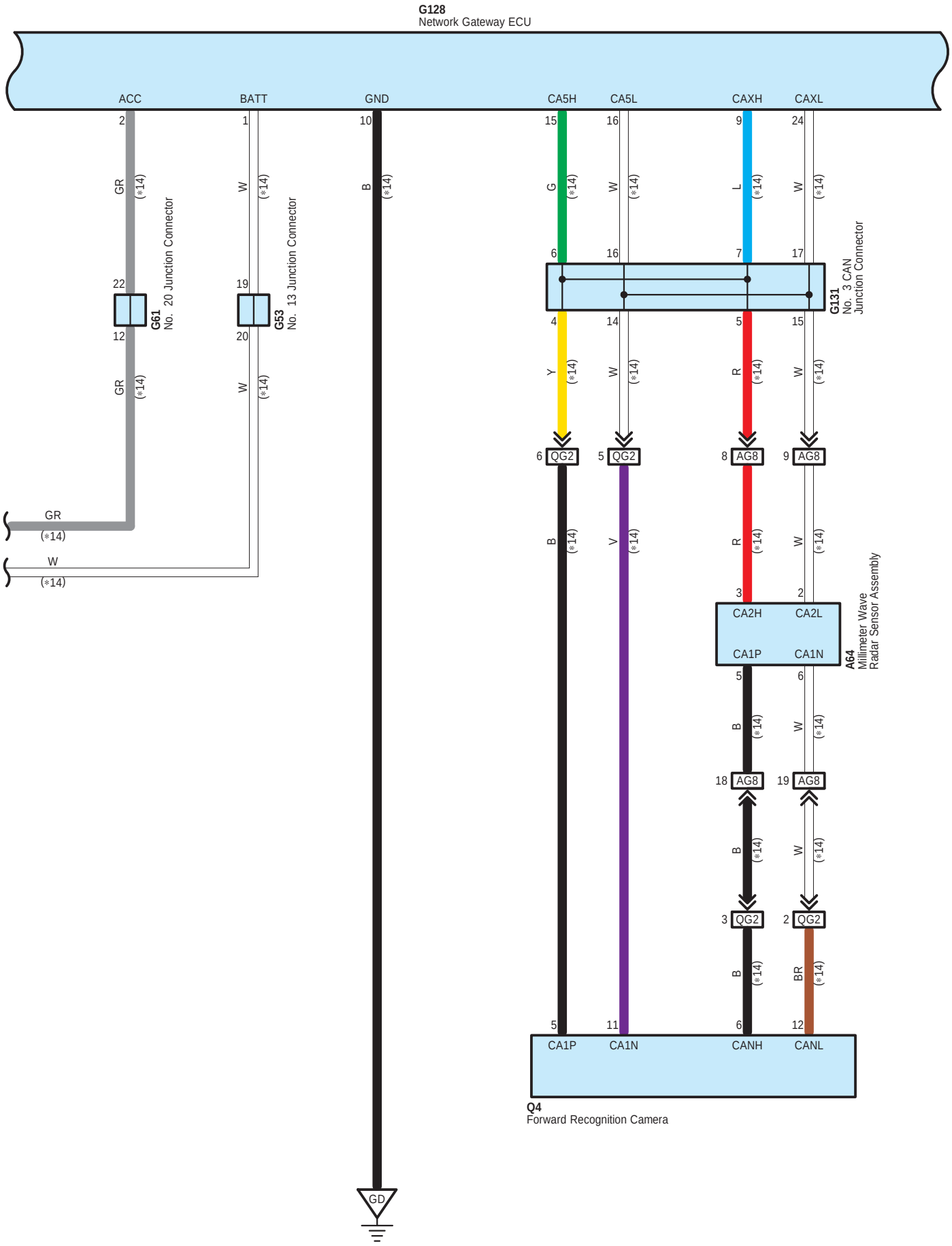
G128
Network Gateway ECU
ACC
BATT
GND
CA5H
CA5L
CAXH
CAXL
G61
No. 20 Junction Connector
G53
No. 13 Junction Connector
G131
No. 3 CAN
Junction Connector
QG2
AG8
A64
Millimeter Wave
Radar Sensor Assembly
CA2H
CA2L
CA1P
CA1N
CANH
CANL
Q4
Forward Recognition Camera
GD

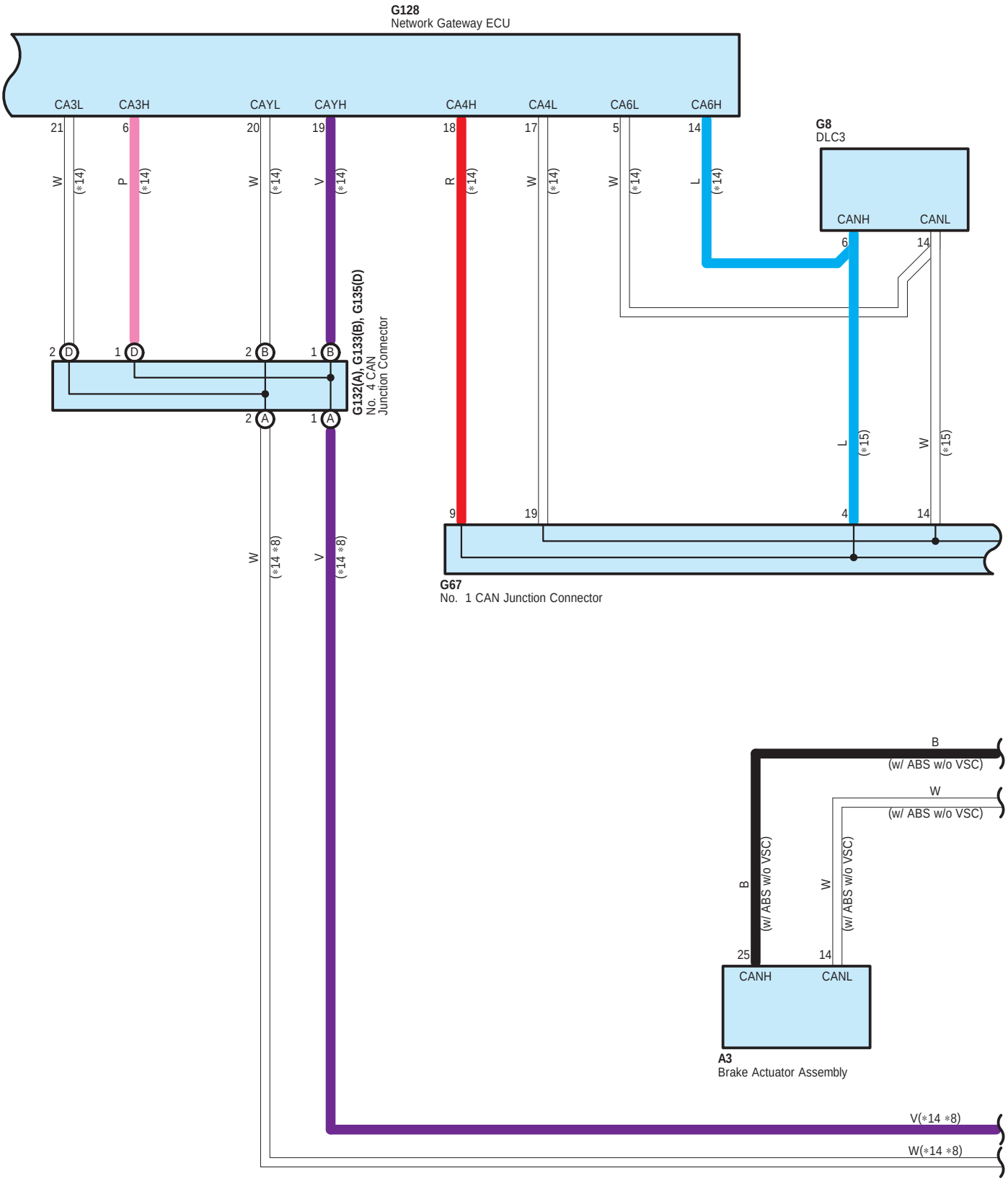
G128
Network Gateway ECU
CA3L
CA3H
CAYL
CAYH
CA4H
CA4L
CA6L
CA6H
21
6
20
19
18
17
5
14
W
P
W
V
R
W
W
L
(*14)
G8
DLC3
CANH
CANL
6
14
G132(A), G133(B), G135(D)
No. 4 CAN
Junction Connector
2 D
1 D
2 B
1 B
2 A
1 A
L
W
(*15)
9
19
4
14
G67
No. 1 CAN Junction Connector
(*14 *8)
B
(w/ ABS w/o VSC)
W
(w/ ABS w/o VSC)
25
14
CANH
CANL
A3
Brake Actuator Assembly
V(*14 *8)
W(*14 *8)

∗ 4 : w/ Headlight Beam Level Control (Automatic)
∗ 8 : Radio & Display Receiver Type
∗12 : w/ Headlight Cleaner
∗14 : w/ Pre–Collision System
∗15 : w/o Pre–Collision System
∗17 : w/ Stop & Start System

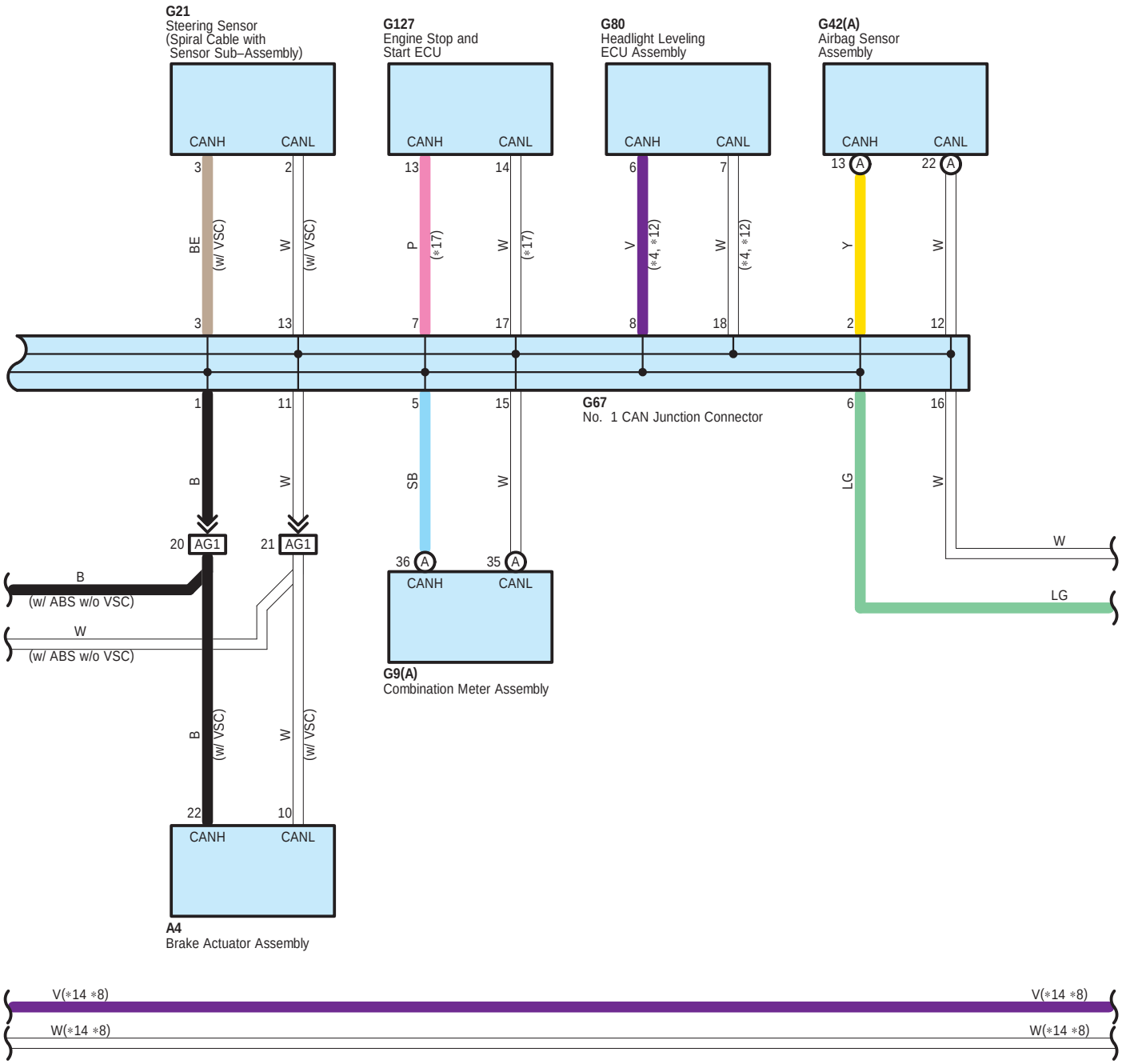

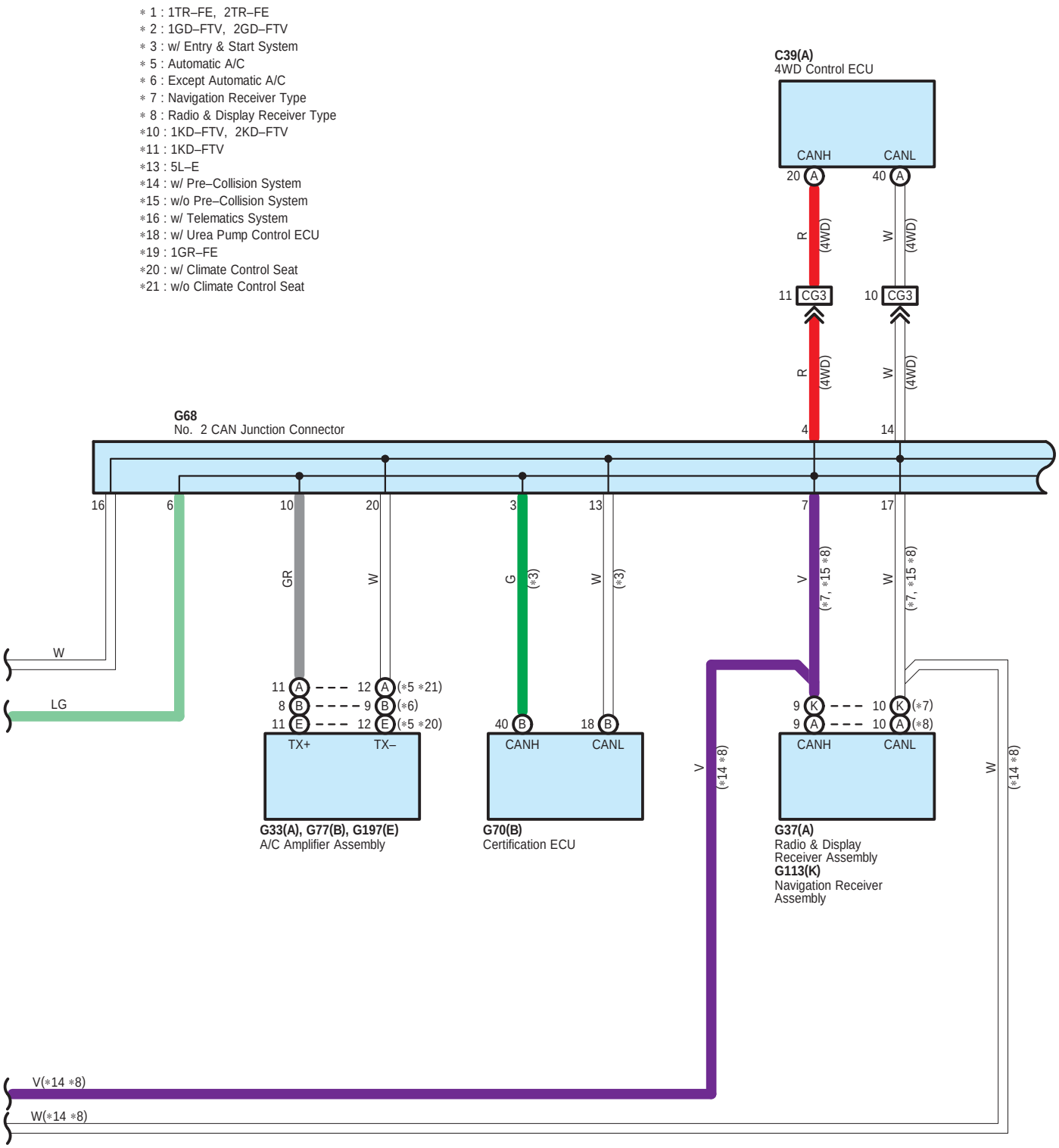
∗ 1 : 1TR–FE, 2TR–FE
∗ 2 : 1GD–FTV, 2GD–FTV
∗ 3 : w/ Entry & Start System
∗ 5 : Automatic A/C
∗ 6 : Except Automatic A/C
∗ 7 : Navigation Receiver Type
∗ 8 : Radio & Display Receiver Type
∗10 : 1KD–FTV, 2KD–FTV
∗11 : 1KD–FTV
∗13 : 5L–E
∗14 : w/ Pre–Collision System
∗15 : w/o Pre–Collision System
∗16 : w/ Telematics System
∗18 : w/ Urea Pump Control ECU
∗19 : 1GR–FE
∗20 : w/ Climate Control Seat
∗21 : w/o Climate Control Seat
C39(A)
4WD Control ECU
CANH
CANL
20 A
40 A
R (4WD)
W (4WD)
11 CG3
10 CG3
R (4WD)
W (4WD)
4
14
G68
No. 2 CAN Junction Connector
16
6
10
20
3
13
7
17
GR
W
G (∗3)
W (∗3)
V (∗7, ∗15 ∗8)
W (∗7, ∗15 ∗8)
W
LG
11 A
8 B
11 E
12 A (∗5 ∗21)
9 B (∗6)
12 E (∗5 ∗20)
TX+
TX–
G33(A), G77(B), G197(E)
A/C Amplifier Assembly
40 B
18 B
CANH
CANL
G70(B)
Certification ECU
V (∗14 ∗8)
9 K
9 A
10 K (∗7)
10 A (∗8)
CANH
CANL
G37(A)
Radio & Display
Receiver Assembly
G113(K)
Navigation Receiver
Assembly
W (∗14 ∗8)
V(∗14 ∗8)
W(∗14 ∗8)

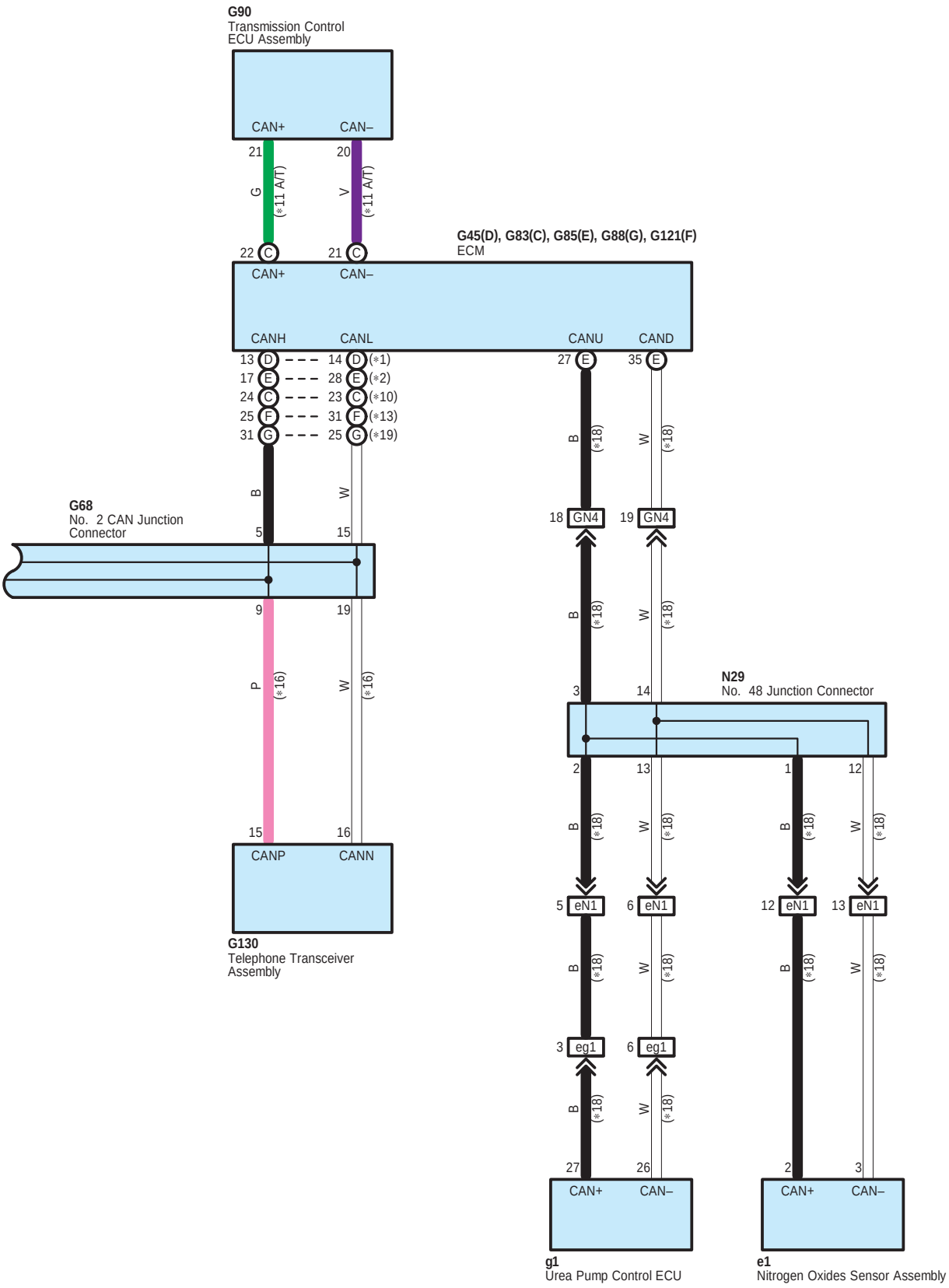
G90
Transmission Control
ECU Assembly
CAN+
CAN–
21
20
G
(*11 A/T)
V
(*11 A/T)
22 C
21 C
G45(D), G83(C), G85(E), G88(G), G121(F)
ECM
CAN+
CAN–
CANH
CANL
CANU
CAND
13 D
14 D (*1)
17 E
28 E (*2)
24 C
23 C (*10)
25 F
31 F (*13)
31 G
25 G (*19)
27 E
35 E
B
(*18)
W
(*18)
G68
No. 2 CAN Junction
Connector
5
15
18 GN4
19 GN4
9
19
B
(*18)
W
(*18)
P
(*16)
W
(*16)
3
14
N29
No. 48 Junction Connector
2
13
1
12
15
16
CANP
CANN
G130
Telephone Transceiver
Assembly
5 eN1
6 eN1
12 eN1
13 eN1
3 eg1
6 eg1
27
26
2
3
CAN+
CAN–
CAN+
CAN–
g1
Urea Pump Control ECU
e1
Nitrogen Oxides Sensor Assembly

A3
Gray

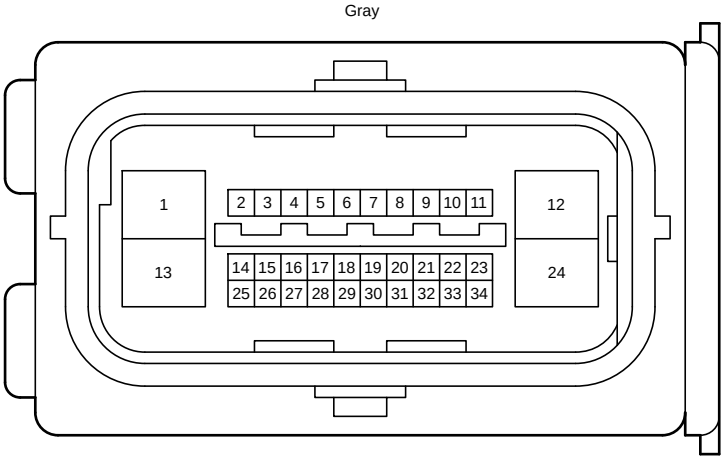

90980-12687

A4
Black

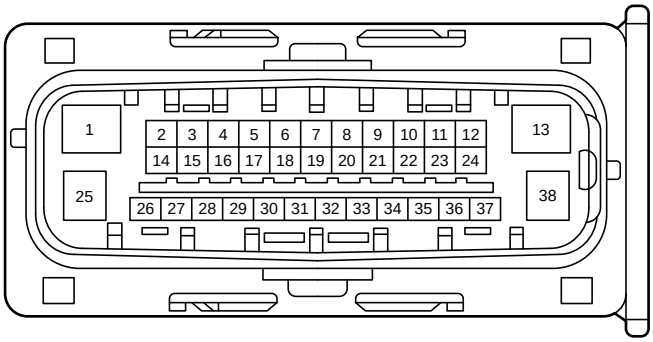

90980-12B01

A64
Black



90980-12520

C39
Black

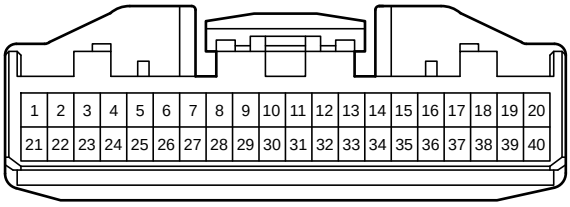

90980-12557

G8
White

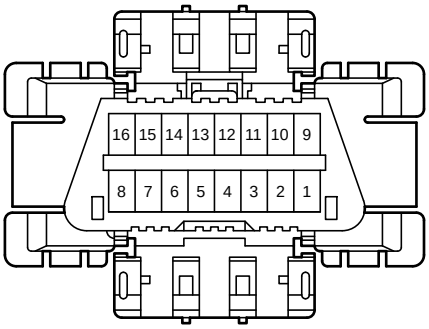

90980-11978

G9
White

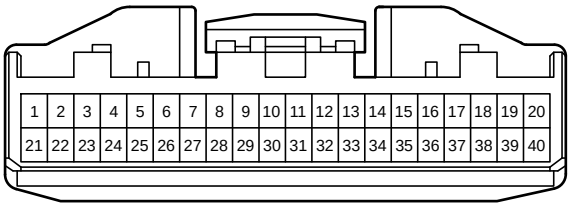

90980-12557

G21
White

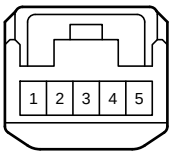

90980-12366

G33
White

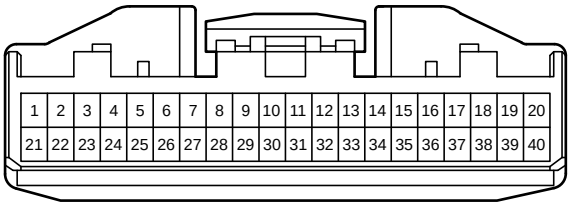

90980-12557

G37
White

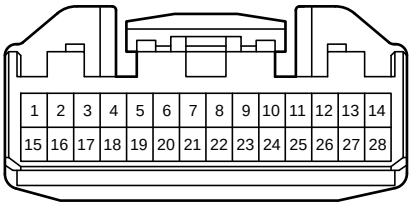

90980-12555

G42
Yellow

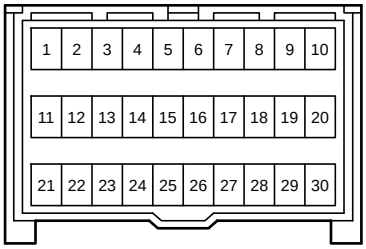

90980-12710

G45
White

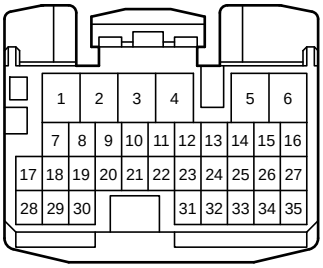

90980-12529

G51
Black

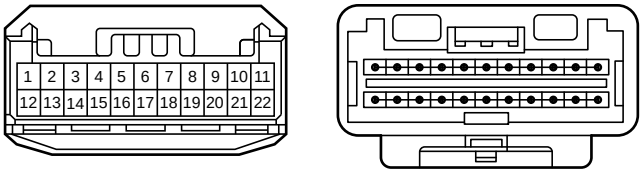

90980-12B54

G53
Black

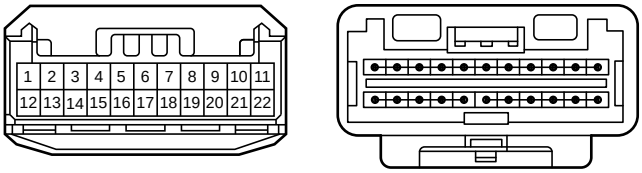

90980-12B54

G58
Black

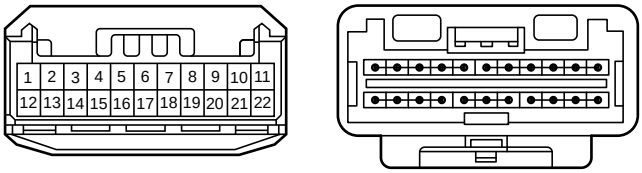

90980-12B54

G61
Black

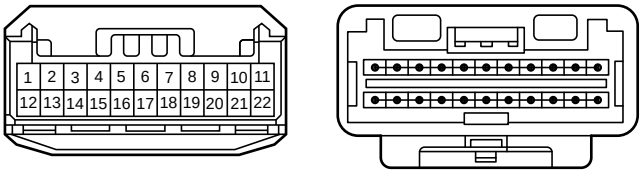

90980-12B54

G67
White

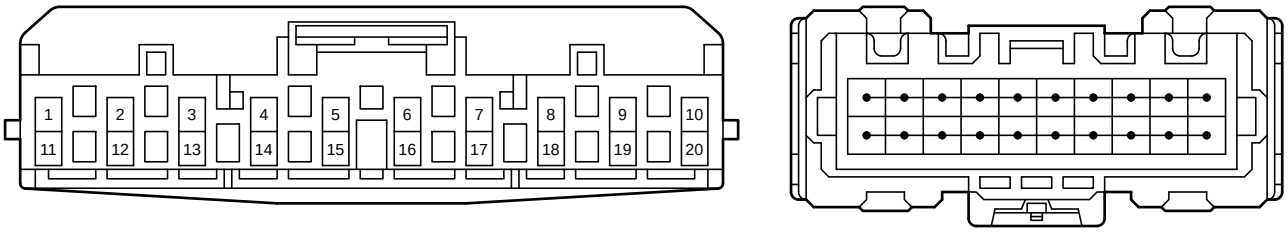

90980-12A58

G68
White

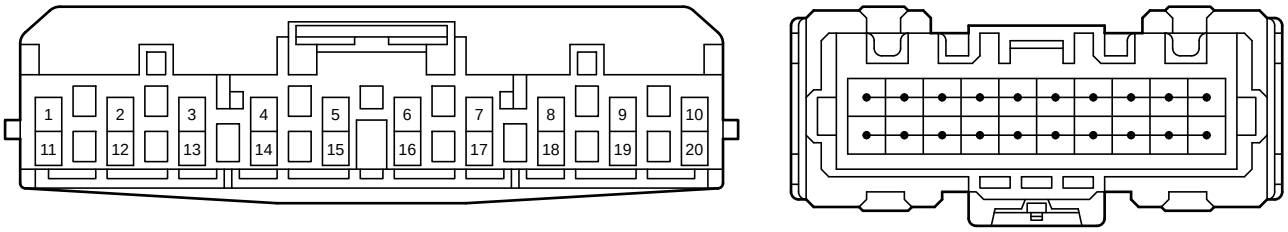

90980-12A58

G70
White

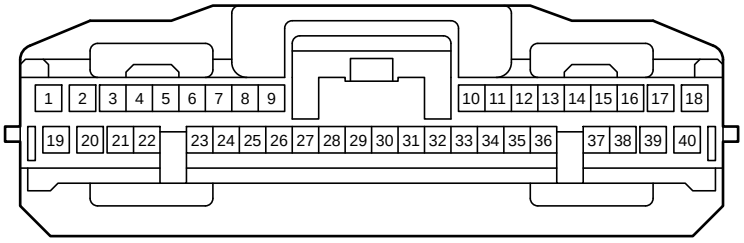

90980-12708

G77
Black

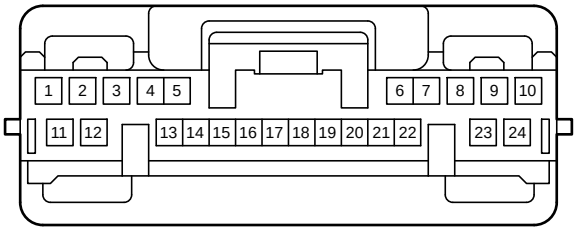

90980-12912

G80
White

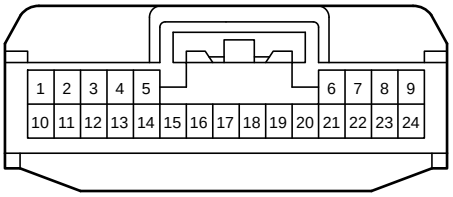

90980-12404

G83
Gray

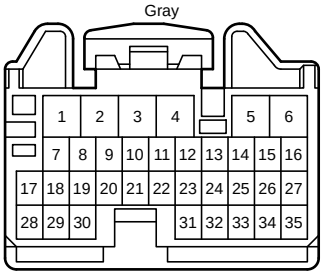

90980-12455

G85
White

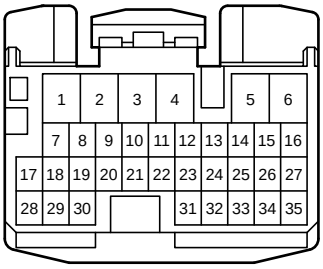

90980-12529

G88
White

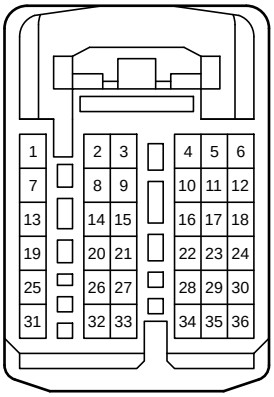

82824-26120

G90
White

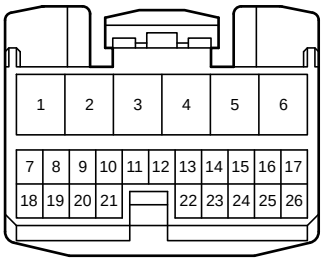

90980-12561

G113
White

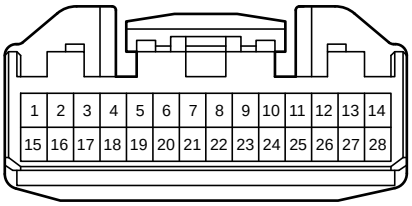

90980-12555

G121
White

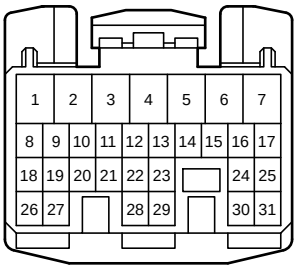

90980-12525

G127
Black

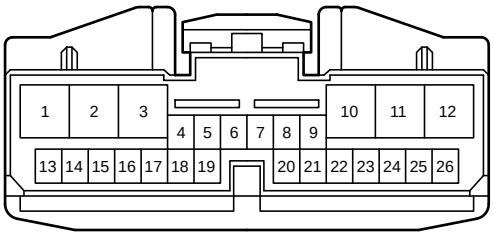

82824-12510

G128
Black

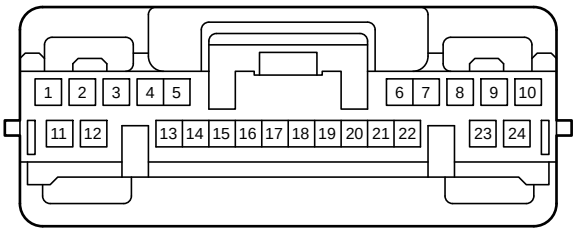

90980-12912

G130
White

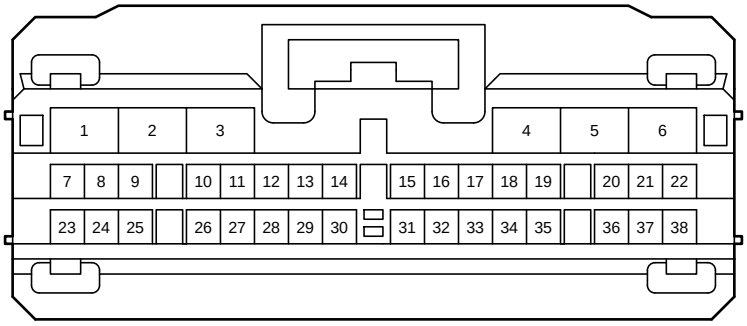

90980-12817

G131
White

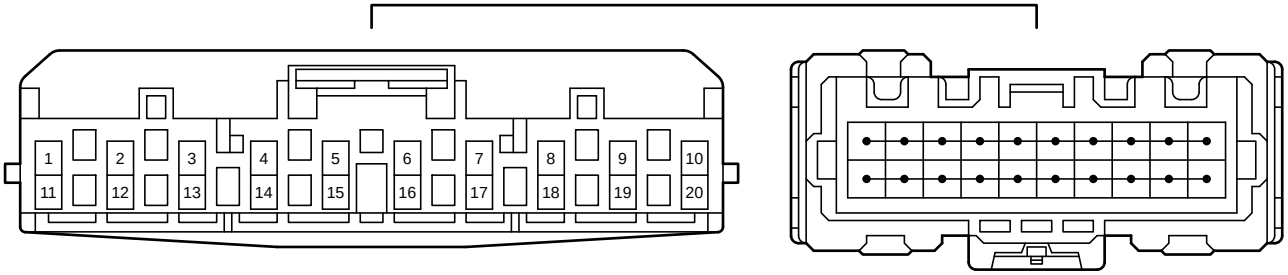

90980-12A58

G132
White

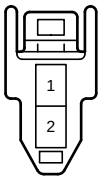

90980-12355

G133
White

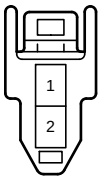

90980-12355

G135
White

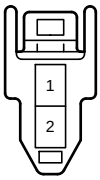

90980-12355

G197
White

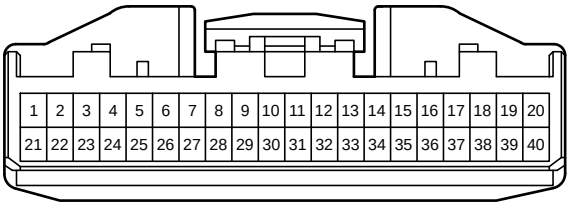

90980-12557

N29
Black

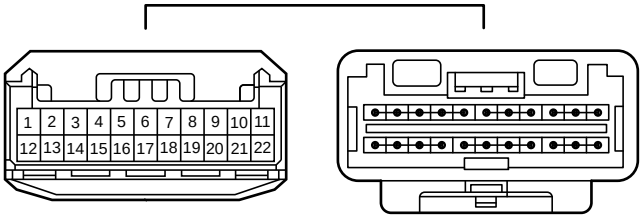

90980-12B54

Q4
Gray

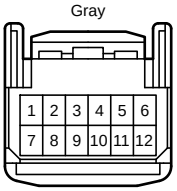

90980-12552

e1
Black

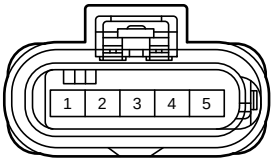

82824-60B00

g1
Black

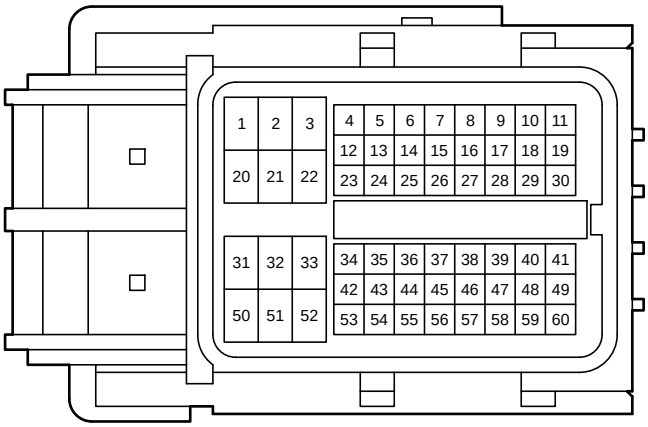

90980-12462

2D
White

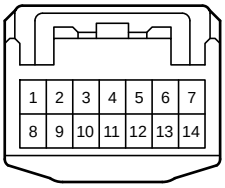

90980-12370

2P
White

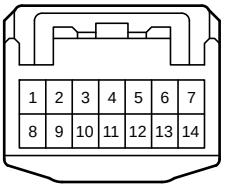

90980-12370

AG1
White

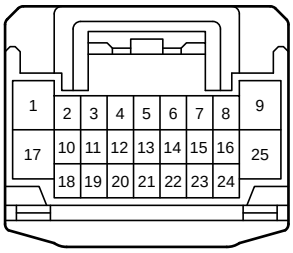

90980-12414

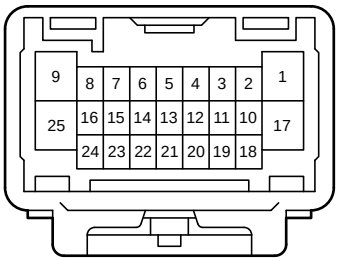

90980-12413

AG7
White

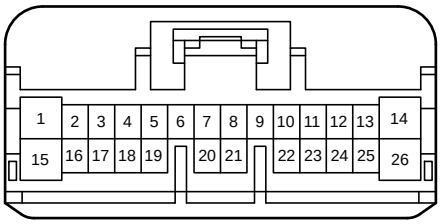

90980-12771

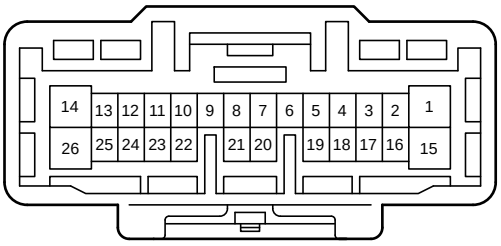

90980-12770

AG8
White

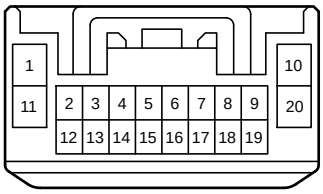

90980-12378

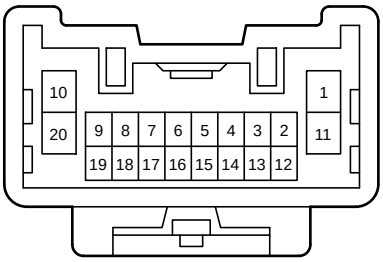

90980-12377

CG3
White

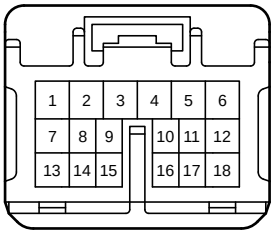

90980-12745

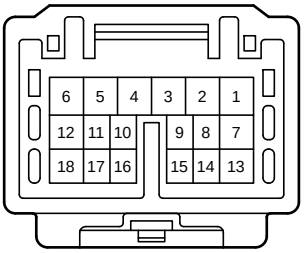

90980-12744

GN4
White

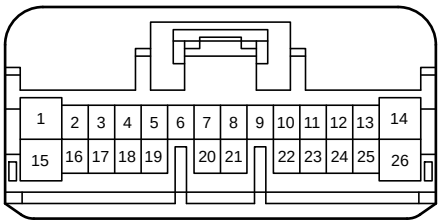

90980-12771

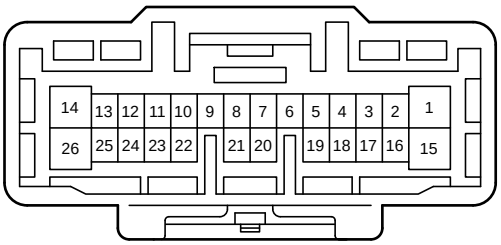

90980-12770

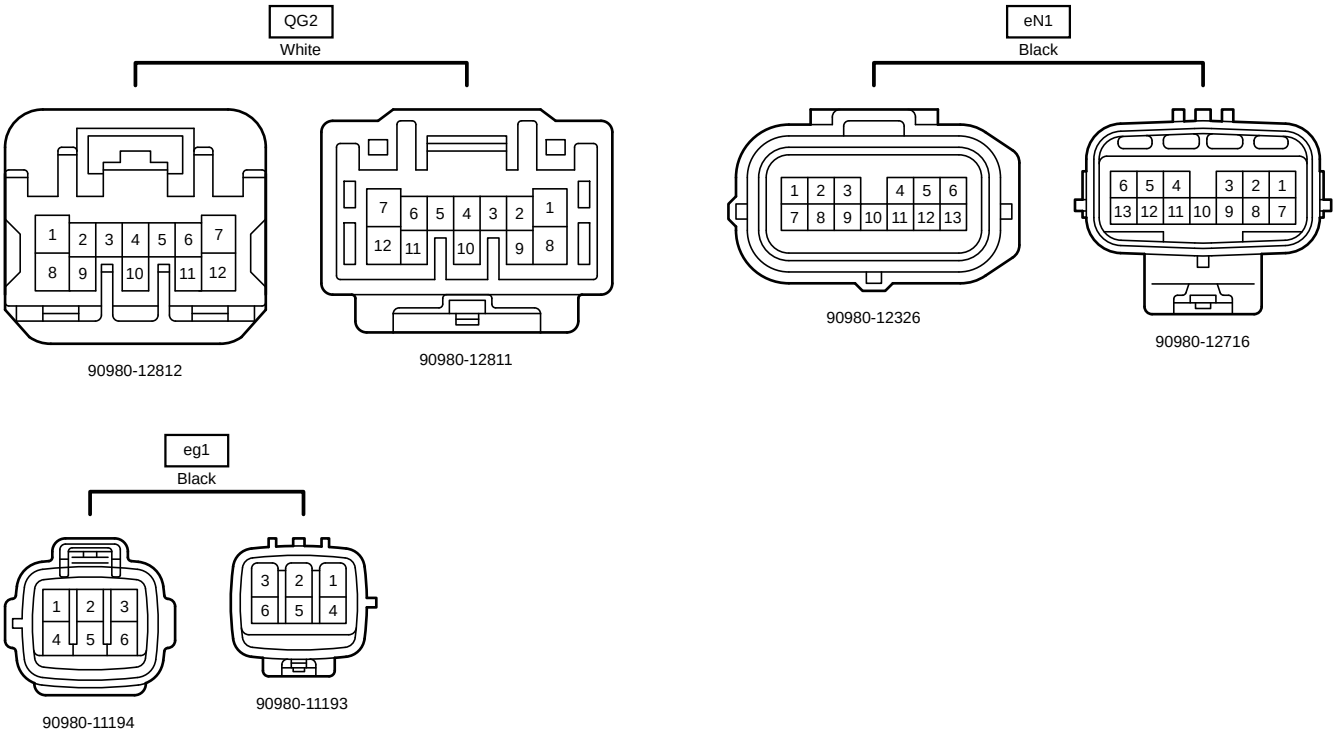
QG2
White
1 2 3 4 5 6 7
8 9 10 11 12
90980-12812
7 6 5 4 3 2 1
12 11 10 9 8
90980-12811
eN1
Black
1 2 3 4 5 6
7 8 9 10 11 12 13
90980-12326
6 5 4 3 2 1
13 12 11 10 9 8 7
90980-12716
eg1
Black
1 2 3
4 5 6
90980-11194
3 2 1
6 5 4
90980-11193