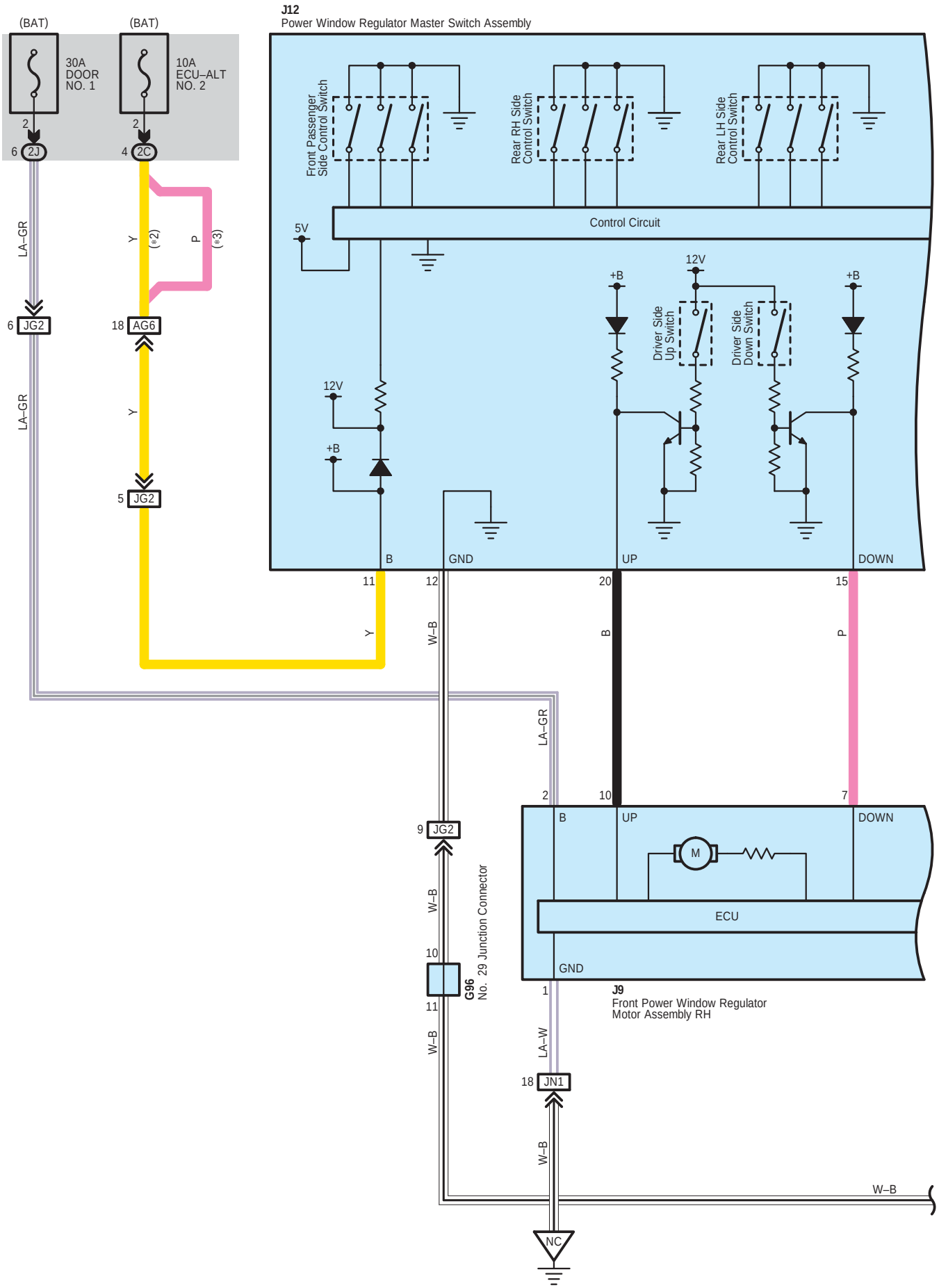
(BAT)
(BAT)
30A
DOOR
NO. 1
10A
ECU–ALT
NO. 2
2
2
6 2J
4 2C
LA–GR
Y
(*2)
P
(*3)
6 JG2
18 AG6
LA–GR
Y
5 JG2
J12
Power Window Regulator Master Switch Assembly
Front Passenger
Side Control Switch
Rear RH Side
Control Switch
Rear LH Side
Control Switch
Control Circuit
5V
12V
+B
12V
+B
+B
Driver Side
Up Switch
Driver Side
Down Switch
B
GND
UP
DOWN
11
12
20
15
Y
W–B
B
P
LA–GR
2
10
7
B
UP
DOWN
M
ECU
GND
9 JG2
W–B
10
11
G96
No. 29 Junction Connector
W–B
1
J9
Front Power Window Regulator
Motor Assembly RH
LA–W
18 JN1
W–B
W–B
NC

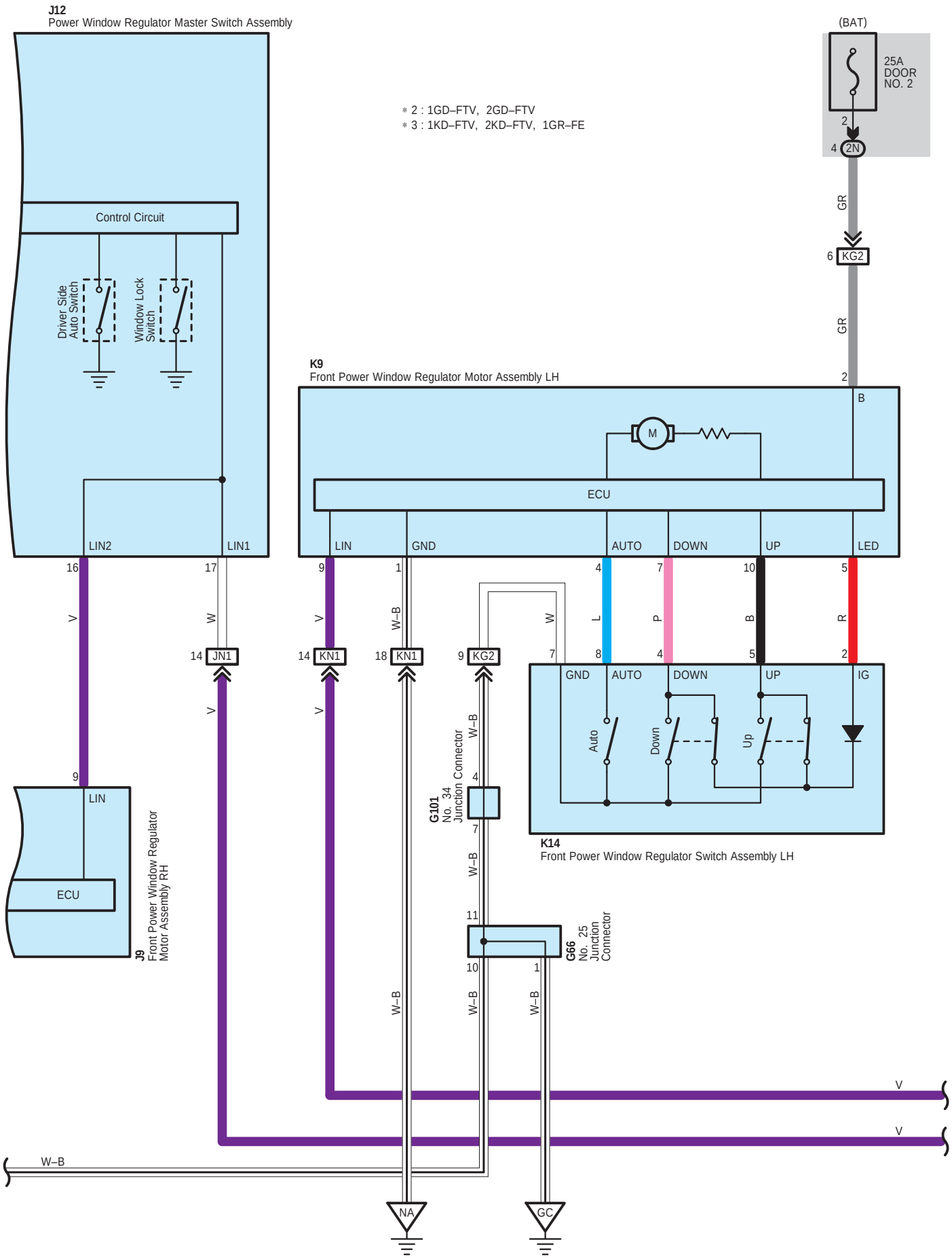
J12
Power Window Regulator Master Switch Assembly
Control Circuit
Driver Side Auto Switch
Window Lock Switch
LIN2
LIN1
16
17
V
W
14 JN1
V
9
LIN
ECU
J9
Front Power Window Regulator Motor Assembly RH
* 2 : 1GD–FTV, 2GD–FTV
* 3 : 1KD–FTV, 2KD–FTV, 1GR–FE
(BAT)
25A DOOR NO. 2
2
4 2N
GR
6 KG2
GR
2
B
K9
Front Power Window Regulator Motor Assembly LH
M
ECU
LIN
GND
AUTO
DOWN
UP
LED
9
1
4
7
10
5
V
W–B
W
L
P
B
R
14 KN1
18 KN1
9 KG2
7
8
4
5
2
GND
AUTO
DOWN
UP
IG
Auto
Down
Up
K14
Front Power Window Regulator Switch Assembly LH
G101
No. 34 Junction Connector
4
7
W–B
11
10
1
G66
No. 25 Junction Connector
W–B
W–B
W–B
V
V
W–B
NA
GC

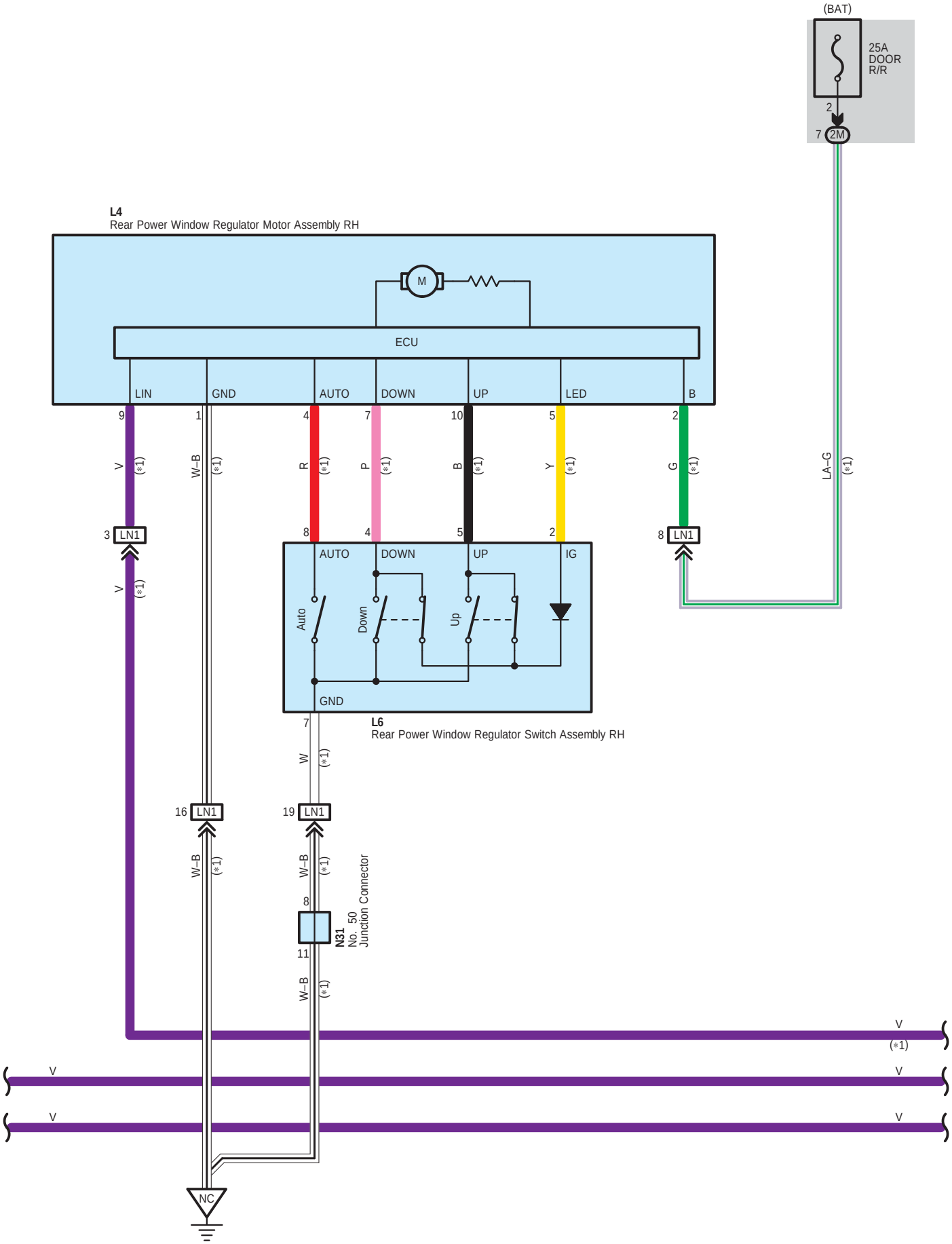
(BAT)
25A
DOOR
R/R
2
7
2M
L4
Rear Power Window Regulator Motor Assembly RH
M
ECU
LIN
GND
AUTO
DOWN
UP
LED
B
9
1
4
7
10
5
2
V
(*1)
W–B
R
P
B
Y
G
LA–G
3
LN1
8
4
5
2
8
AUTO
DOWN
UP
IG
Auto
Down
Up
GND
L6
Rear Power Window Regulator Switch Assembly RH
7
W
16
19
8
11
N31
No. 50
Junction Connector
NC

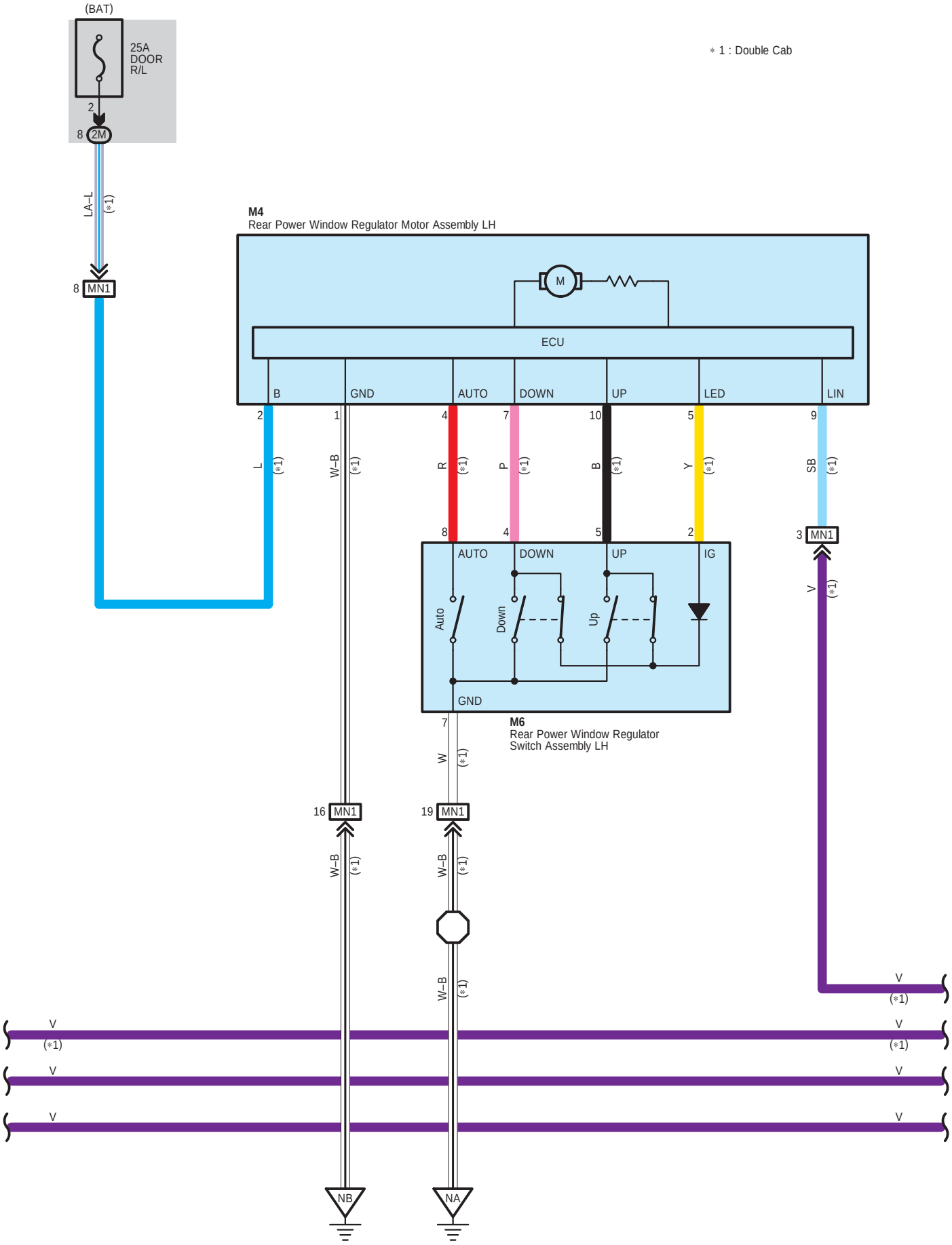
(BAT)
25A
DOOR
R/L
2
8 2M
LA–L
(*1)
8 MN1
M4
Rear Power Window Regulator Motor Assembly LH
M
ECU
B
GND
AUTO
DOWN
UP
LED
LIN
2
1
4
7
10
5
9
L
W–B
R
P
B
Y
SB
8
4
5
2
3 MN1
AUTO
DOWN
UP
IG
Auto
Down
Up
GND
V
7
M6
Rear Power Window Regulator
Switch Assembly LH
W
16 MN1
19 MN1
W–B
V
NB
NA

∗1 : Double Cab

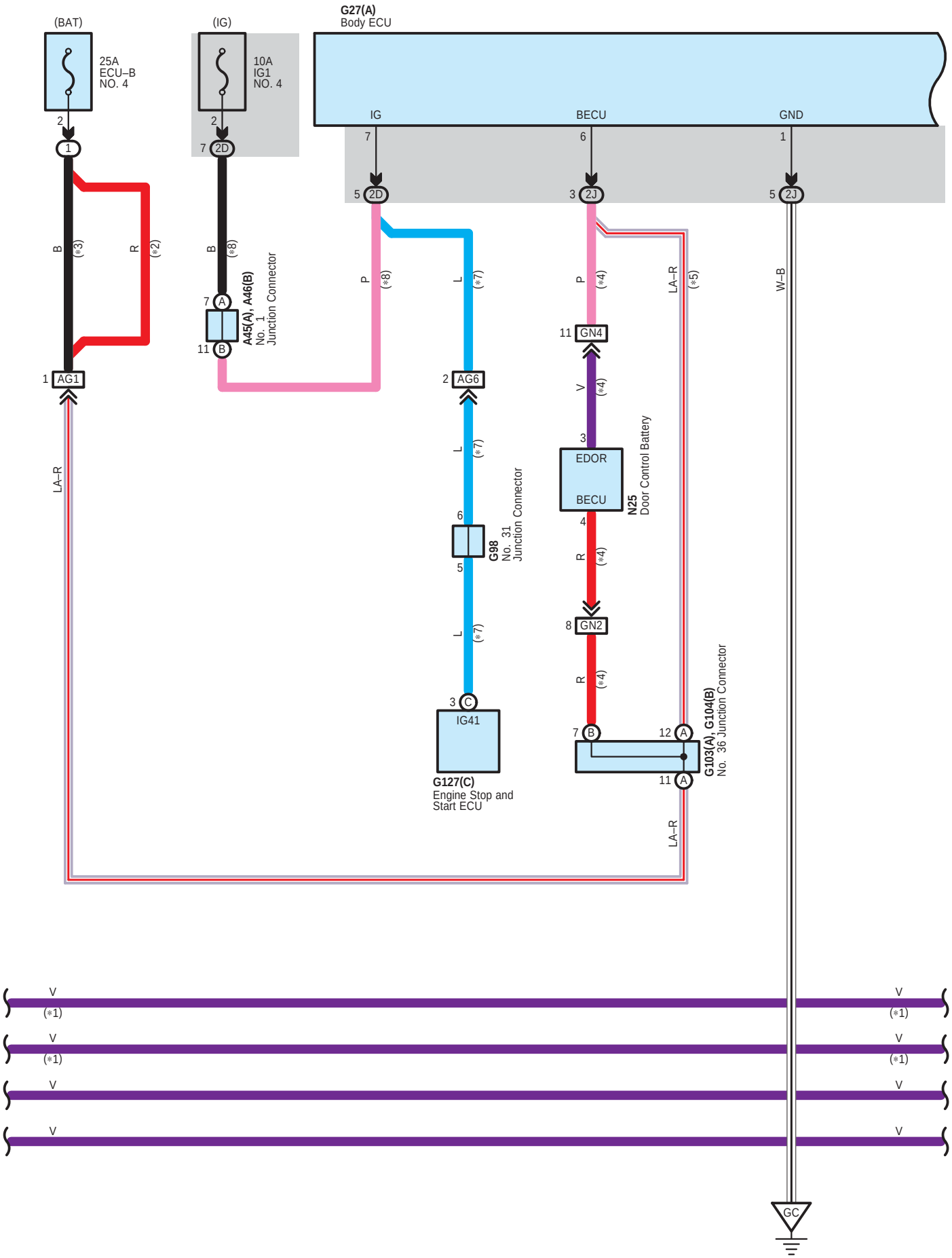
(BAT)
25A
ECU–B
NO. 4
(IG)
10A
IG1
NO. 4
G27(A)
Body ECU
IG
BECU
GND
A45(A), A46(B)
No. 1
Junction Connector
G98
No. 31
Junction Connector
N25
Door Control Battery
EDOR
BECU
G103(A), G104(B)
No. 36 Junction Connector
G127(C)
Engine Stop and
Start ECU
IG41
AG1
AG6
GN4
GN2
LA–R
W–B
GC

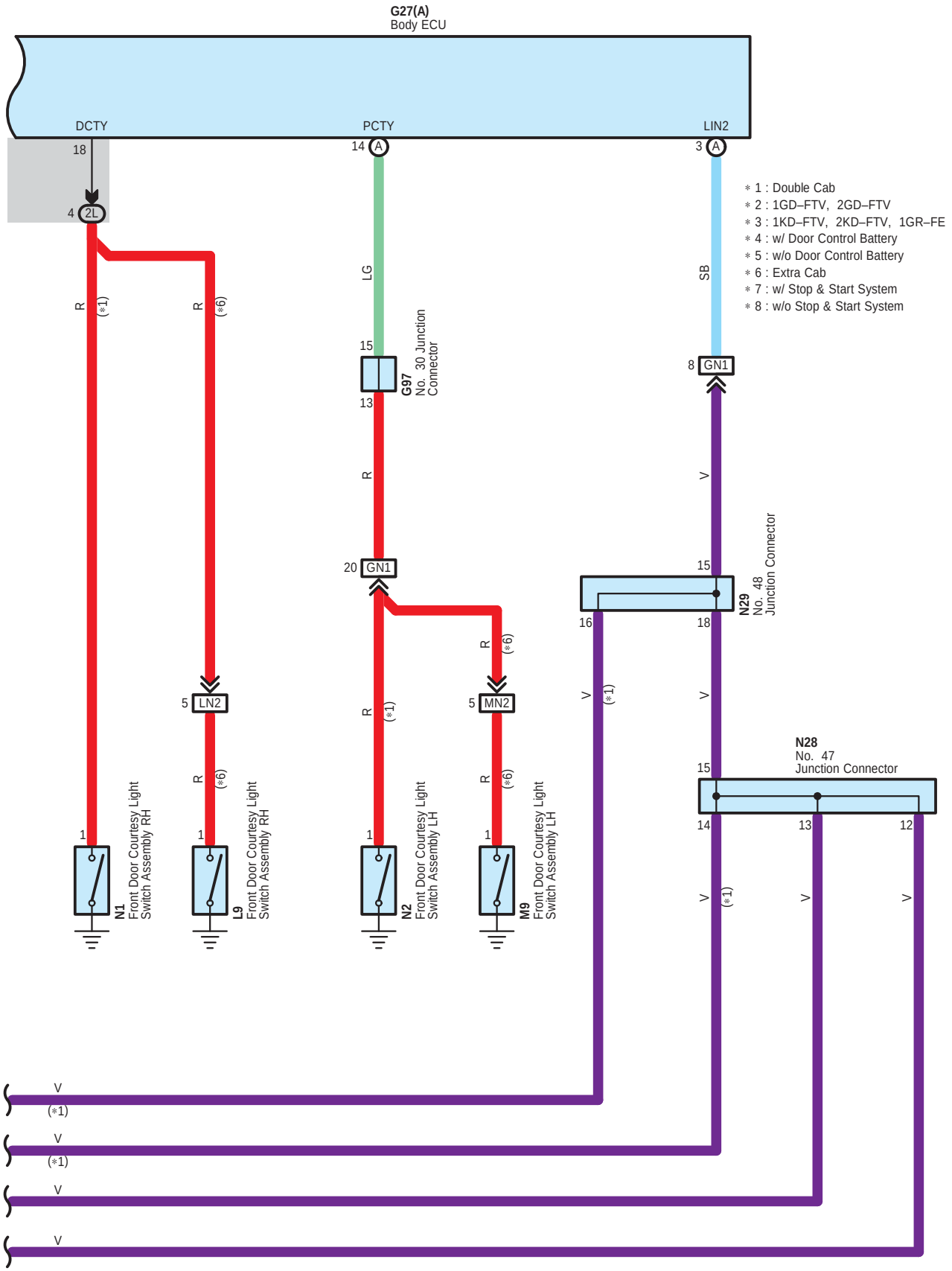
G27(A)
Body ECU
DCTY
PCTY
LIN2
18
4 2L
14 A
3 A
R (*1)
R (*6)
LG
SB
15
13
G97
No. 30 Junction Connector
8 GN1
R
V
20 GN1
15
16
18
N29
No. 48
Junction Connector
R (*6)
5 LN2
5 MN2
R (*1)
V (*1)
V
N28
No. 47
Junction Connector
15
14
13
12
1
N1
Front Door Courtesy Light Switch Assembly RH
L9
Front Door Courtesy Light Switch Assembly RH
N2
Front Door Courtesy Light Switch Assembly LH
M9
Front Door Courtesy Light Switch Assembly LH
V (*1)
V (*1)
V
V
∗ 1 : Double Cab
∗ 2 : 1GD–FTV, 2GD–FTV
∗ 3 : 1KD–FTV, 2KD–FTV, 1GR–FE
∗ 4 : w/ Door Control Battery
∗ 5 : w/o Door Control Battery
∗ 6 : Extra Cab
∗ 7 : w/ Stop & Start System
∗ 8 : w/o Stop & Start System

A45
White

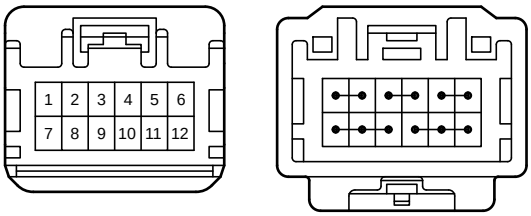

90980-12737

A46
White

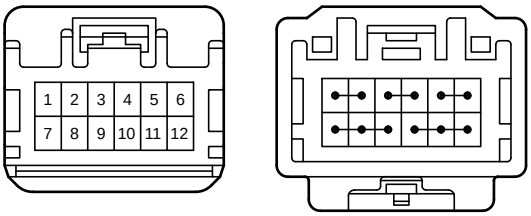

90980-12737

G27
White

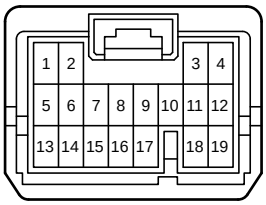

90980-12A45

G66
Black

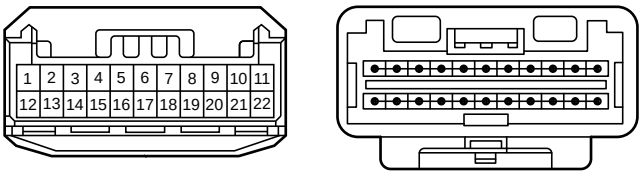

90980-12B54

G96
Black

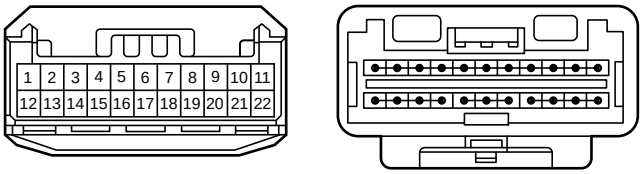

90980-12B54

G97
Black

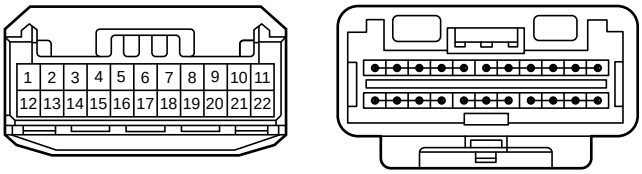

90980-12B54

G98
Black

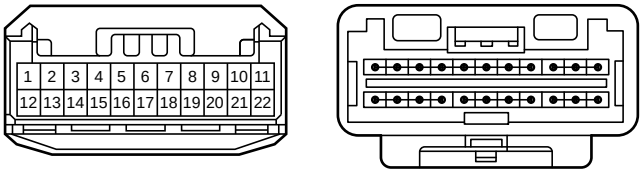

90980-12B54

G101
Black

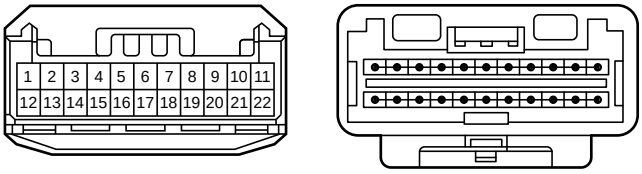

90980-12B54

G103
White

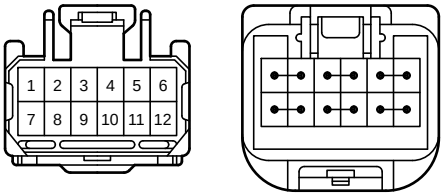

90980-11661

G104
White

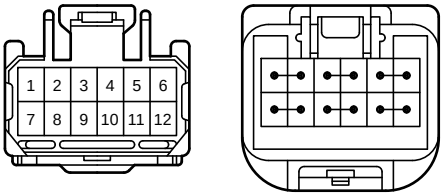

90980-11661

G127
Black

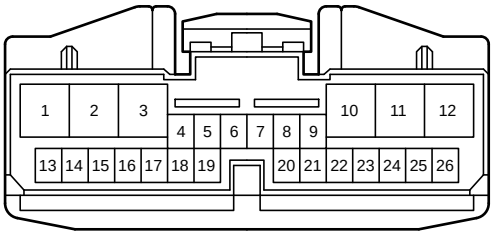

82824-12510

J9
White

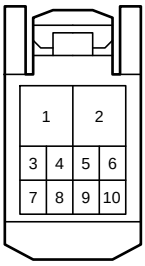

90980-12328

J12
White

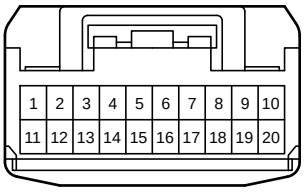

90980-12460

K9
White

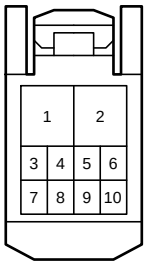

90980-12328

K14
Black

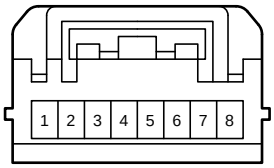

90980-12550

L4
White

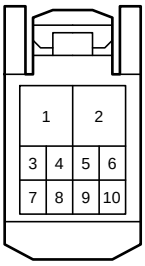

90980-12328

L6
Black

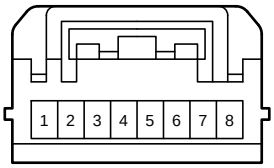

90980-12550

L9
Black

90980-10871

M4
White

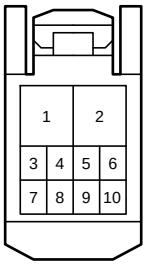

90980-12328

M6
Black

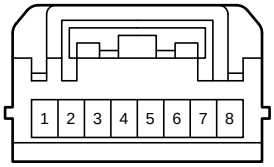

90980-12550

M9
Black

90980-10871

N1
Black

90980-10871

N2
Black

90980-10871

N25
White

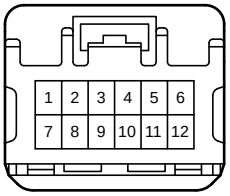

90980-12737

N28
Black

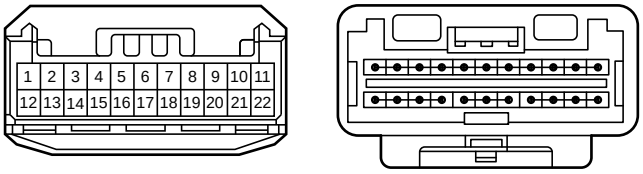

90980-12B54

N29
Black

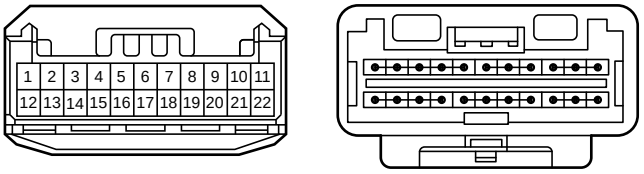

90980-12B54

N31
Black

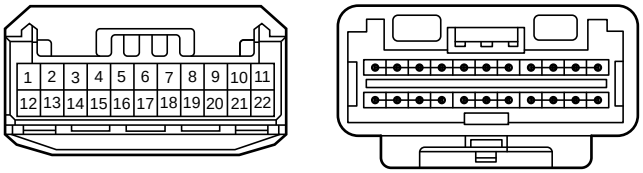

90980-12B54

2C
White

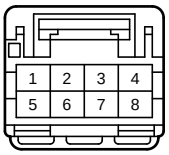

90980-12A54

2D
White

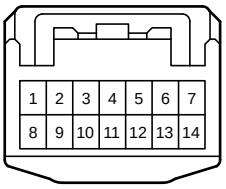

90980-12370

2J
White

90980-12A54

2L
White

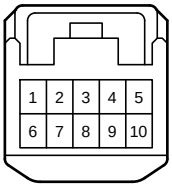

90980-12368

2M
White

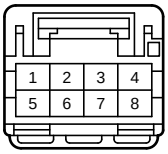

90980-12A55

2N
White

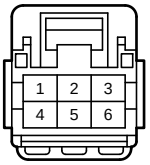

90980-12A61

AG1
White

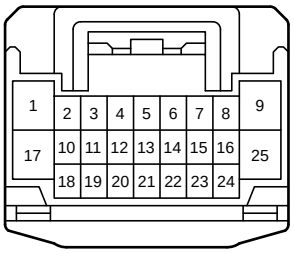

90980-12414

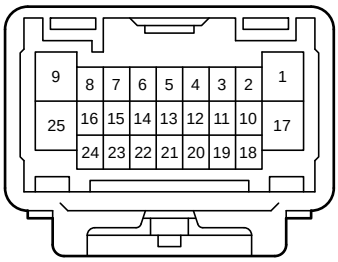

90980-12413

AG6
White

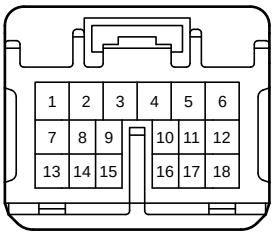

90980-12745

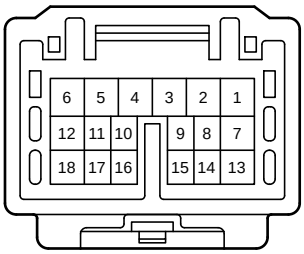

90980-12744

GN1
White

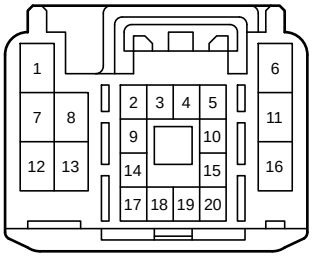

82824-52530

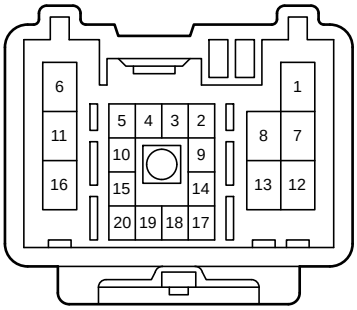

82824-52520

GN2
White

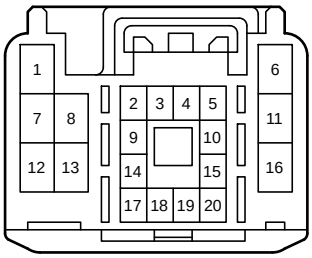

82824-52530

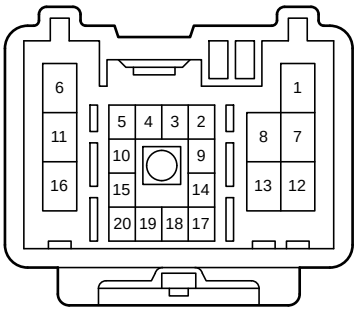

82824-52520

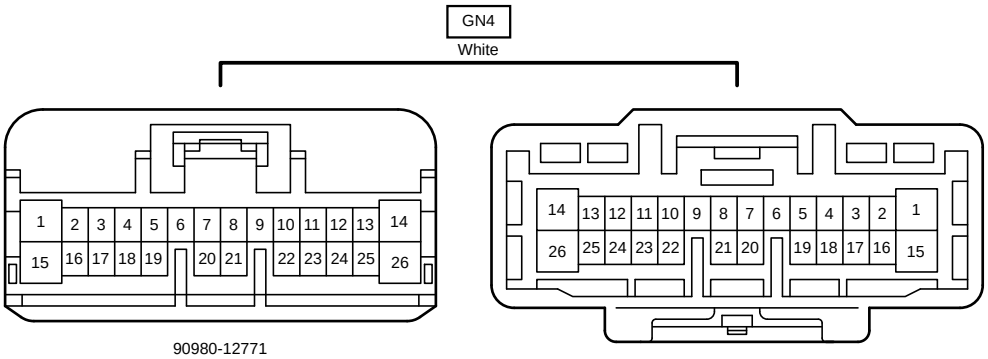

90980-12771

90980-12770

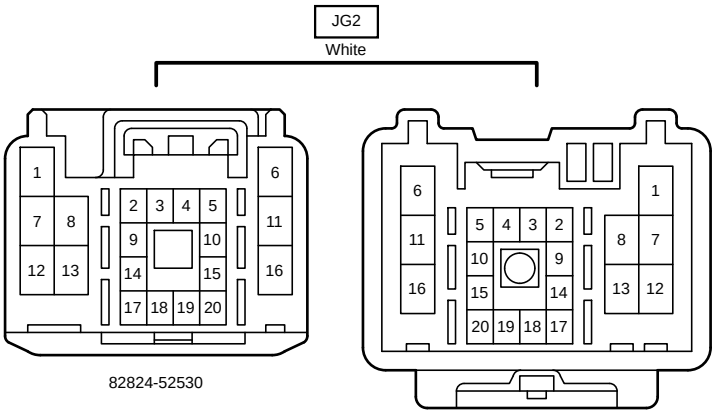

82824-52530

82824-52520

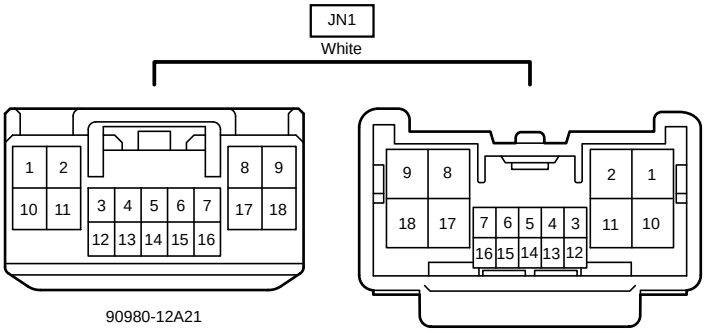

90980-12A21

90980-12B07

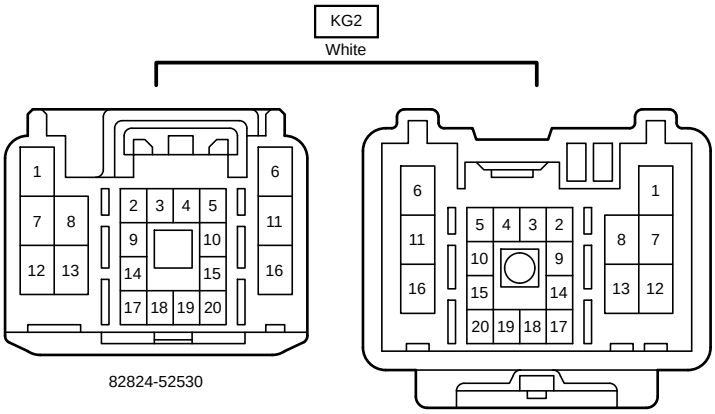

82824-52530

82824-52520

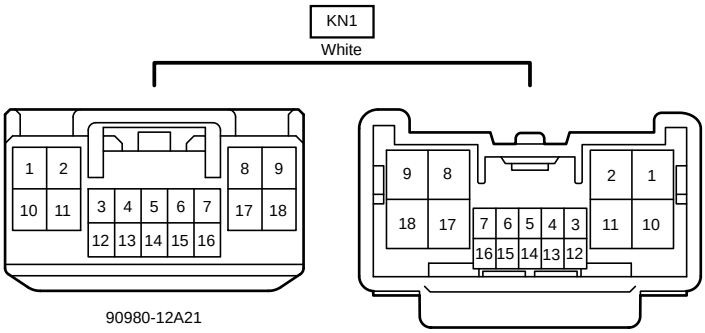

90980-12A21

90980-12B07

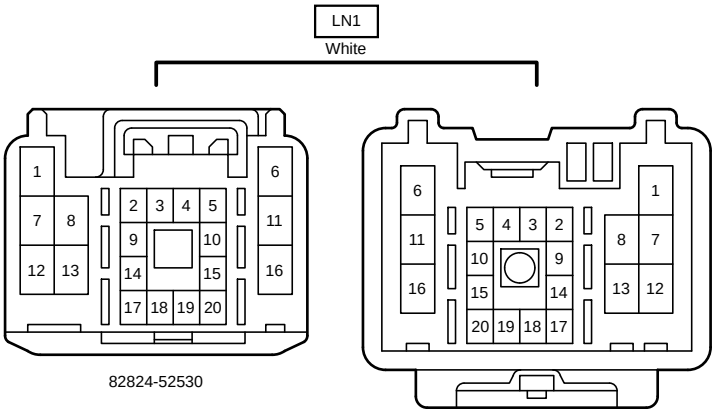

82824-52530

82824-52520

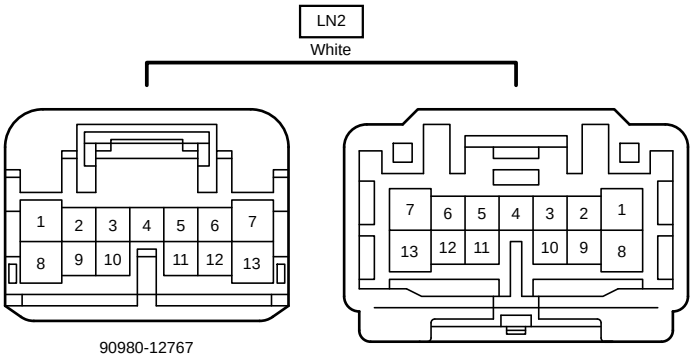

90980-12767

90980-12766

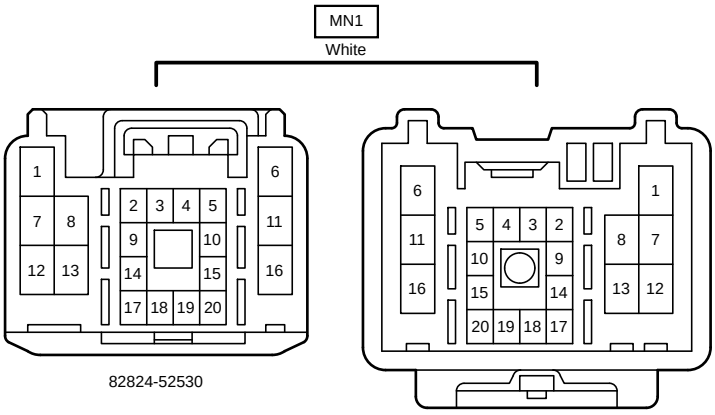

82824-52530

82824-52520

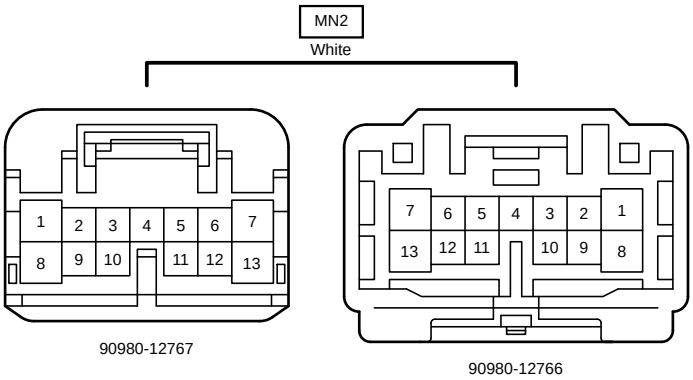
MN2
White
1
2
3
4
5
6
7
8
9
10
11
12
13
90980-12767
7
6
5
4
3
2
1
13
12
11
10
9
8
90980-12766