(Cont. next page) 1

Power Source

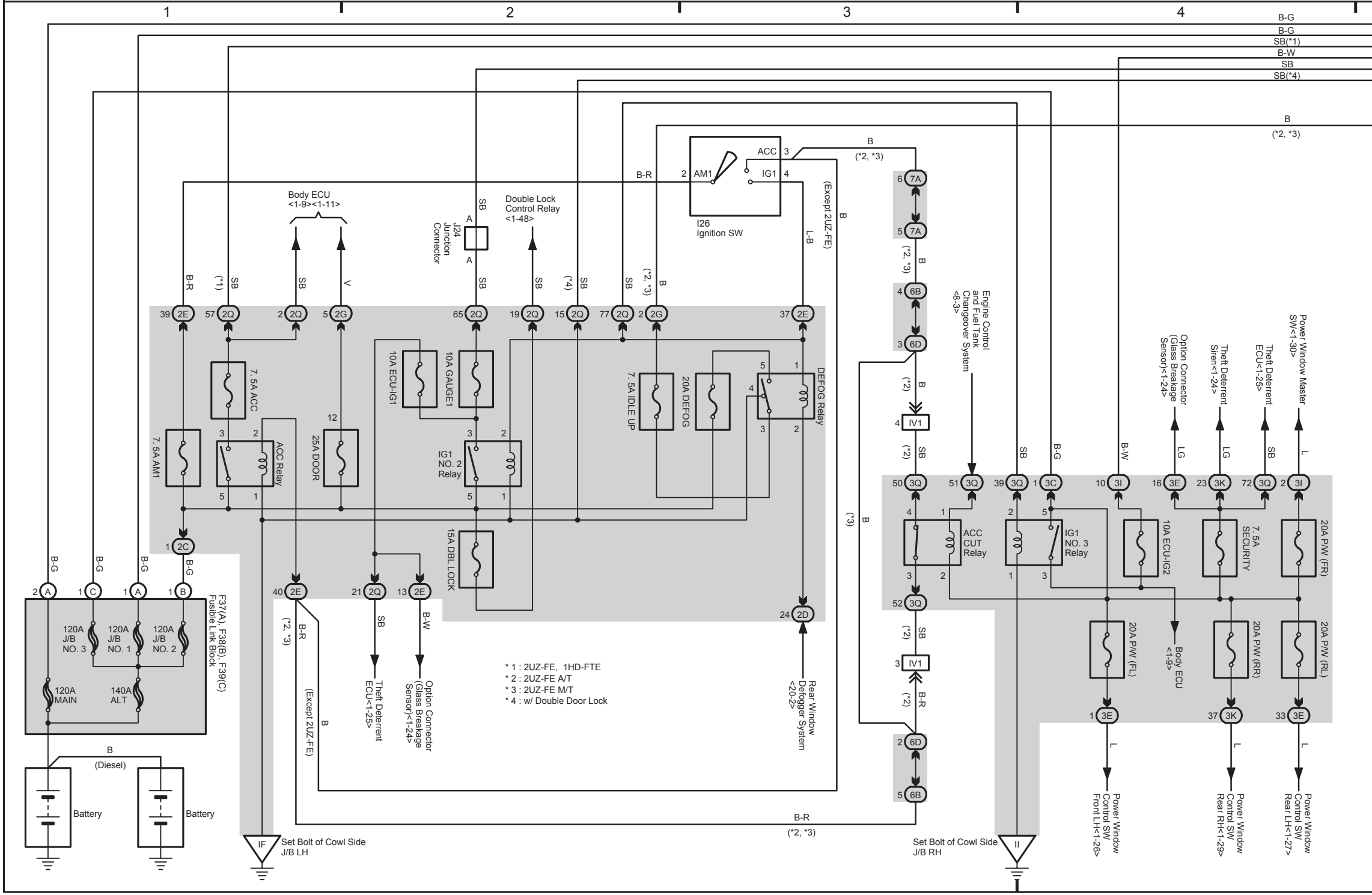
1
2
3
4
B-G
B-G
SB(*1)
B-W
SB
SB(*4)
B
(*2, *3)
ACC
AM1
IG1
I26
Ignition SW
B-R
L-B
(Except 2UZ-FE)
Body ECU
<1-9><1-11>
J24
Junction
Connector
Double Lock
Control Relay
<1-48>
7.5A ACC
7.5A AM1
ACC Relay
25A DOOR
10A ECU-IG1
10A GAUGE1
IG1
NO. 2
Relay
15A DBL LOCK
7.5A IDLE UP
20A DEFOG
DEFOG Relay
2E
2Q
2G
2C
2D
Engine Control
and Fuel Tank
Changeover System
<8-3>
7A
6B
6D
IV1
3Q
3C
3I
3E
3K
ACC
CUT
Relay
IG1
NO. 3
Relay
10A ECU-IG2
7.5A
SECURITY
20A P/W (FR)
20A P/W (FL)
20A P/W (RR)
20A P/W (RL)
Body ECU
<1-9>
Option Connector
(Glass Breakage
Sensor)<1-24>
Theft Deterrent
Siren<1-24>
Theft Deterrent
ECU<1-25>
Power Window Master
SW<1-30>
Power Window
Control SW
Front LH<1-26>
Power Window
Control SW
Rear RH<1-29>
Power Window
Control SW
Rear LH<1-27>
F37(A), F38(B), F39(C)
Fusible Link Block
120A
J/B
NO. 3
120A
J/B
NO. 1
120A
J/B
NO. 2
120A
MAIN
140A
ALT
Battery
Battery
(Diesel)
Theft Deterrent
ECU<1-25>
Option Connector
(Glass Breakage
Sensor)<1-24>
Rear Window
Defogger System
<20-2>
IF
Set Bolt of Cowl Side
J/B LH
II
Set Bolt of Cowl Side
J/B RH

* 1 : 2UZ-FE, 1HD-FTE
* 2 : 2UZ-FE A/T
* 3 : 2UZ-FE M/T
* 4 : w/ Double Door Lock

(Cont. next page) 1

Multiplex Communication System

* 1 : 2UZ-FE, 1HD-FTE
* 2 : 2UZ-FE A/T
* 3 : 2UZ-FE M/T
* 4 : w/ Double Door Lock
* 5 : w/ Moon Roof
* 6 : w/o Moon Roof w/ Overhead Console
* 7 : w/o Moon Roof w/o Overhead Console

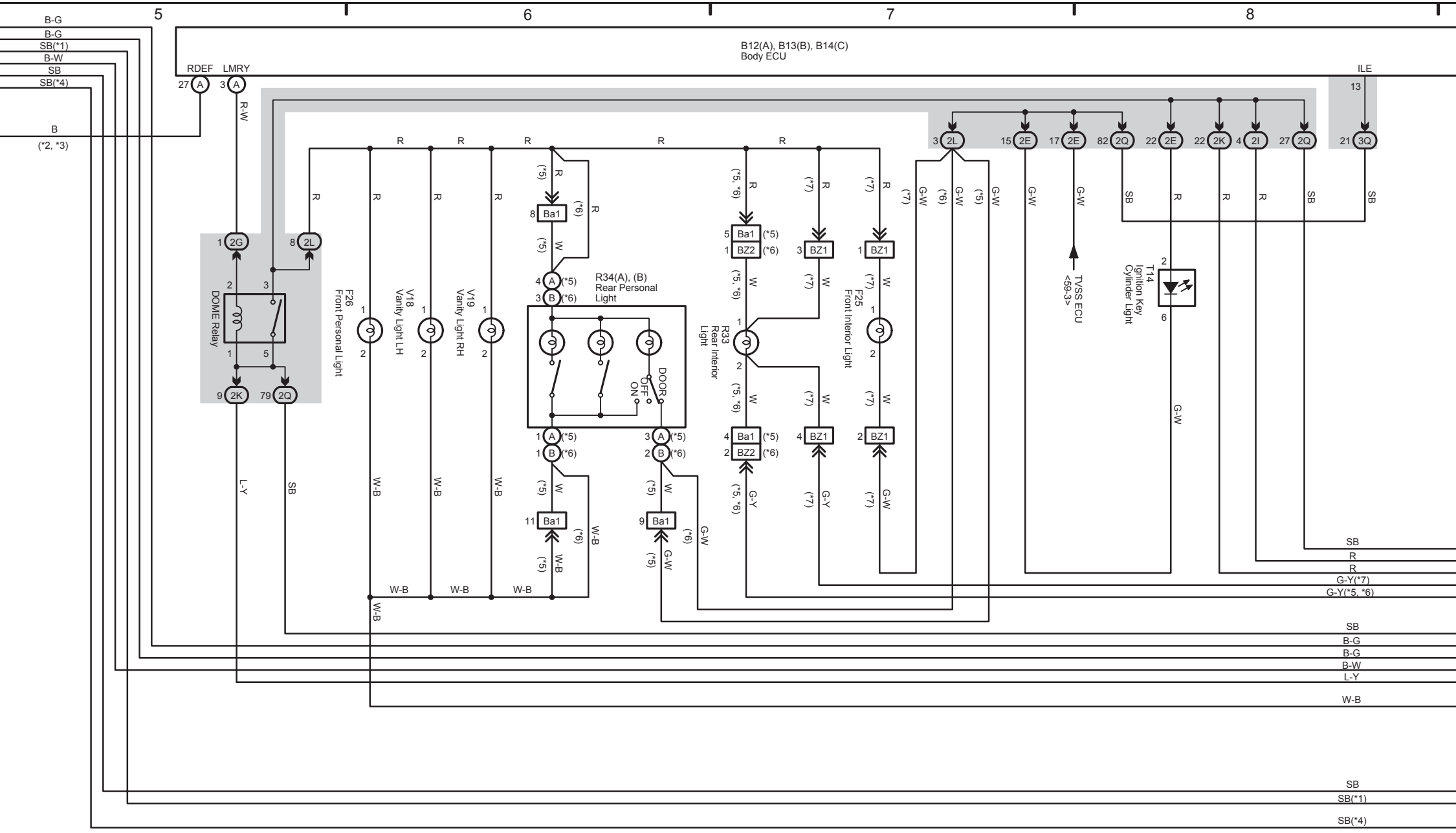
5
6
7
8
B12(A), B13(B), B14(C)
Body ECU
RDEF
LMRY
ILE
B-G
B-G
SB(*1)
B-W
SB
SB(*4)
B
(*2, *3)
R-W
DOME Relay
F26
Front Personal Light
V18
Vanity Light LH
V19
Vanity Light RH
R34(A), (B)
Rear Personal Light
DOOR
OFF
ON
R33
Rear Interior Light
F25
Front Interior Light
TVSS ECU
<59-3>
T14
Ignition Key Cylinder Light
Ba1
BZ1
BZ2
2G
2L
2K
2Q
2E
2I
3Q
R
W
W-B
G-W
G-Y
L-Y
SB
G-Y(*7)
G-Y(*5, *6)
W-B

(Cont. next page)

* 1 : 2UZ-FE, 1HD-FTE
* 4 : w/ Double Door Lock
* 5 : w/ Moon Roof
* 6 : w/o Moon Roof w/ Overhead Console
* 7 : w/o Moon Roof w/o Overhead Console

Multiplex Communication System

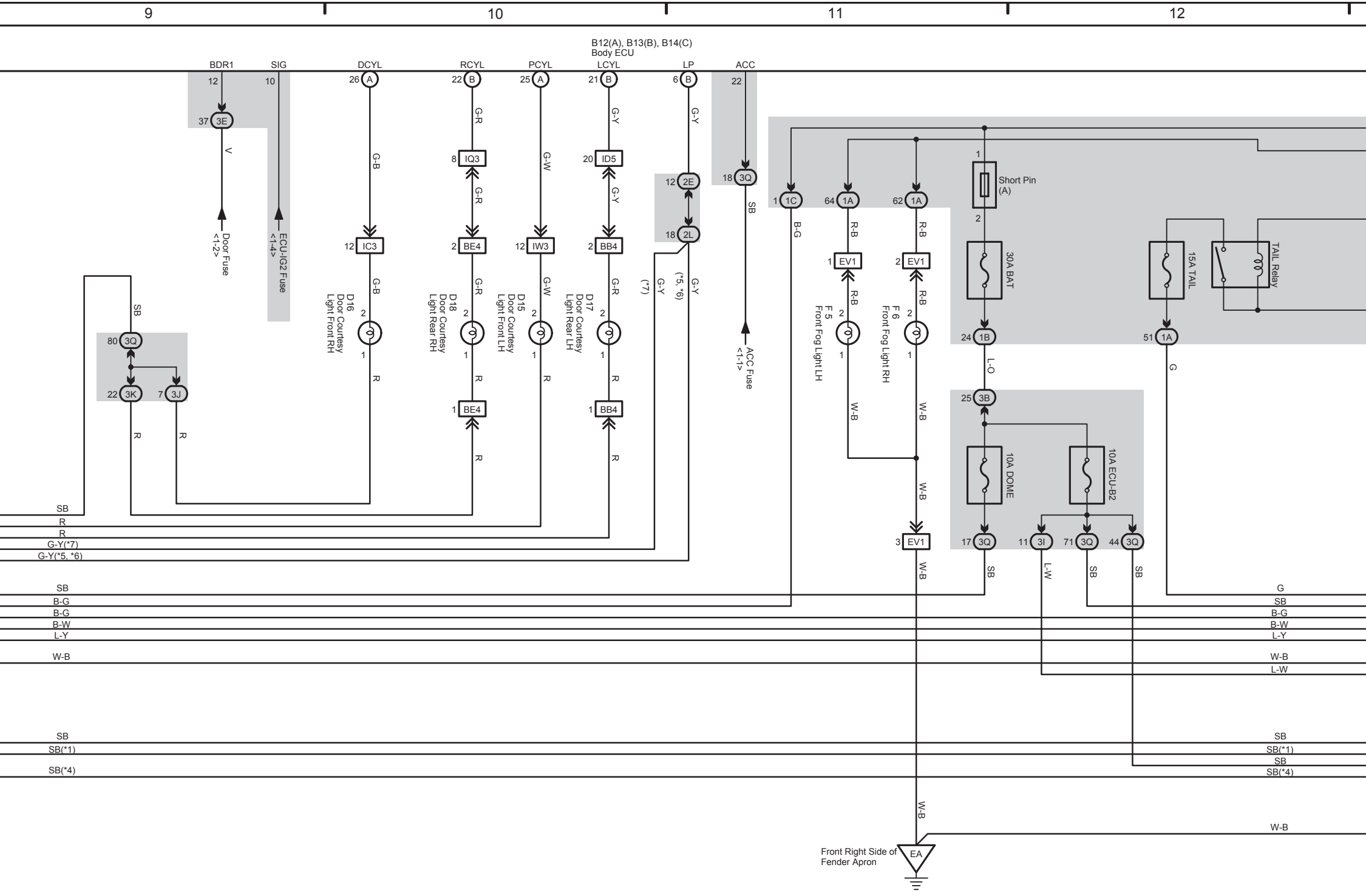
9
10
11
12
B12(A), B13(B), B14(C)
Body ECU
BDR1
SIG
DCYL
RCYL
PCYL
LCYL
LP
ACC
12
10
26 A
22 B
25 A
21 B
6 B
22
37 3E
V
Door Fuse <1-2>
ECU-IG2 Fuse <1-4>
G-B
8 IQ3
12 IC3
G-R
2 BE4
G-W
12 IW3
20 ID5
G-Y
2 BB4
12 2E
18 2L
18 3Q
SB
ACC Fuse <1-1>
D16 Door Courtesy Light Front RH
D18 Door Courtesy Light Rear RH
D15 Door Courtesy Light Front LH
D17 Door Courtesy Light Rear LH
(*7)
(*5, *6)
R
1 BE4
1 BB4
SB
80 3Q
22 3K
7 3J
1 1C
64 1A
62 1A
B-G
R-B
1 EV1
2 EV1
F 5 Front Fog Light LH
F 6 Front Fog Light RH
W-B
3 EV1
Short Pin (A)
30A BAT
24 1B
L-O
25 3B
10A DOME
10A ECU-B2
17 3Q
11 3I
71 3Q
44 3Q
L-W
15A TAIL
TAIL Relay
51 1A
G
SB
R
R
G-Y(*7)
G-Y(*5, *6)
SB
B-G
B-G
B-W
L-Y
W-B
L-W
SB
SB(*1)
SB
SB(*4)
W-B
Front Right Side of Fender Apron
EA

(Cont. next page) 1

Multiplex Communication System

* 1 : 2UZ-FE, 1HD-FTE
* 4 : w/ Double Door Lock
* 8 : 2UZ-FE, 1HD-FTE w/ ABS
* 9 : Except *8

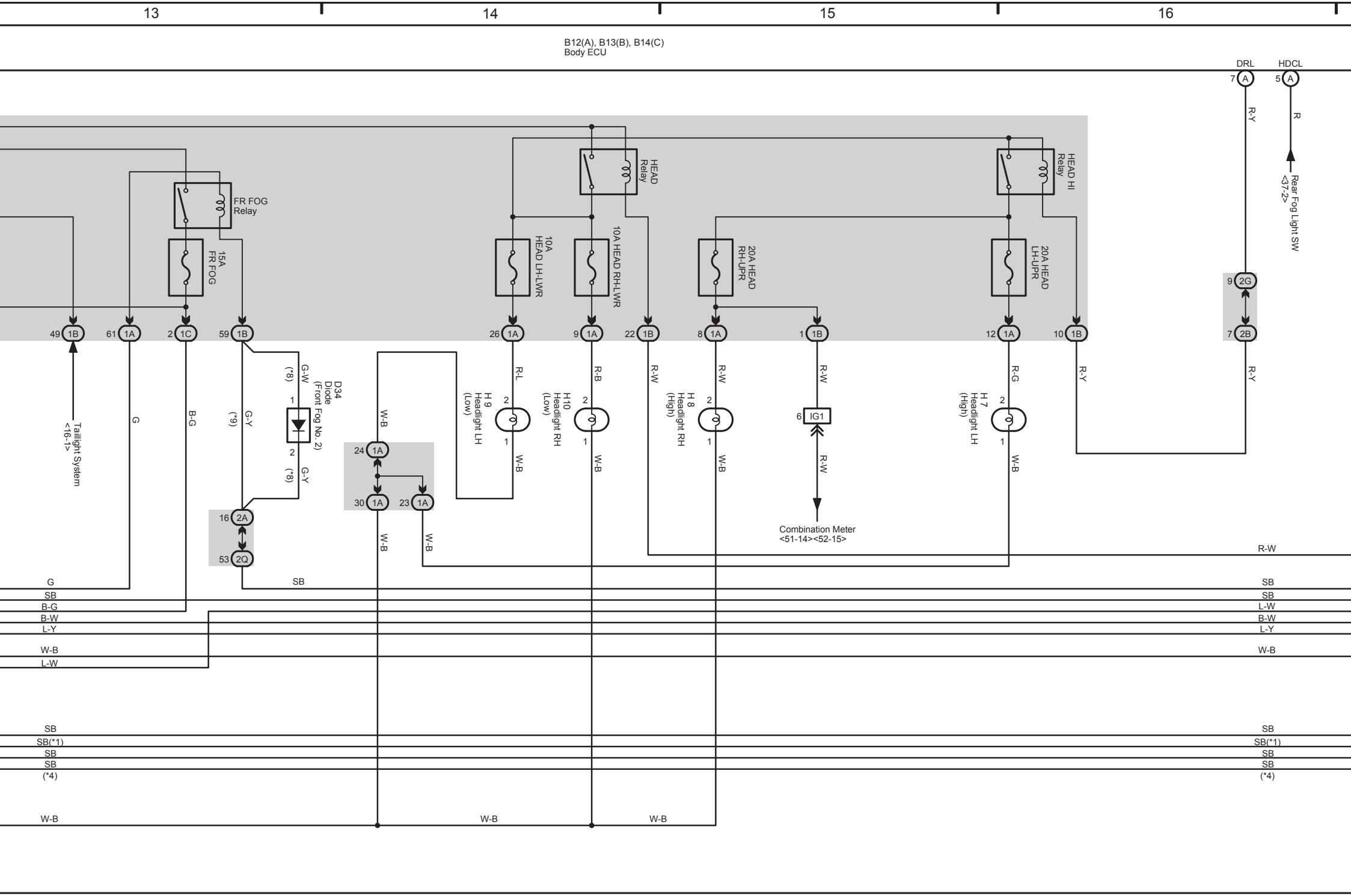
13
14
15
16
B12(A), B13(B), B14(C)
Body ECU
DRL
HDCL
7 A
5 A
R-Y
R
Rear Fog Light SW <37-2>
FR FOG Relay
HEAD Relay
HEAD HI Relay
15A FR FOG
10A HEAD LH-LWR
10A HEAD RH-LWR
20A HEAD RH-UPR
20A HEAD LH-UPR
9 2G
7 2B
49 1B
61 1A
2 1C
59 1B
26 1A
9 1A
22 1B
8 1A
1 1B
12 1A
10 1B
Taillight System <16-1>
G
B-G
G-Y
(*9)
G-W
(*8)
D34 Diode (Front Fog No. 2)
1
2
G-Y
(*8)
16 2A
53 2Q
W-B
24 1A
30 1A
23 1A
W-B
W-B
R-L
H 9 Headlight LH (Low)
2
1
W-B
R-B
H10 Headlight RH (Low)
2
1
W-B
R-W
R-W
H 8 Headlight RH (High)
2
1
W-B
R-W
6 IG1
R-W
Combination Meter <51-14><52-15>
R-G
H 7 Headlight LH (High)
2
1
W-B
R-Y
R-Y
R-W
SB
G
SB
B-G
B-W
L-Y
W-B
L-W
SB
SB
L-W
B-W
L-Y
W-B
SB
SB(*1)
SB
SB
(*4)
SB
SB(*1)
SB
SB
(*4)
W-B
W-B
W-B

(Cont. next page) 1

Multiplex Communication System

* 1 : 2UZ-FE, 1HD-FTE
* 4 : w/ Double Door Lock
*10 : Europe
*11 : Except Europe
*12 : Automatic A/C

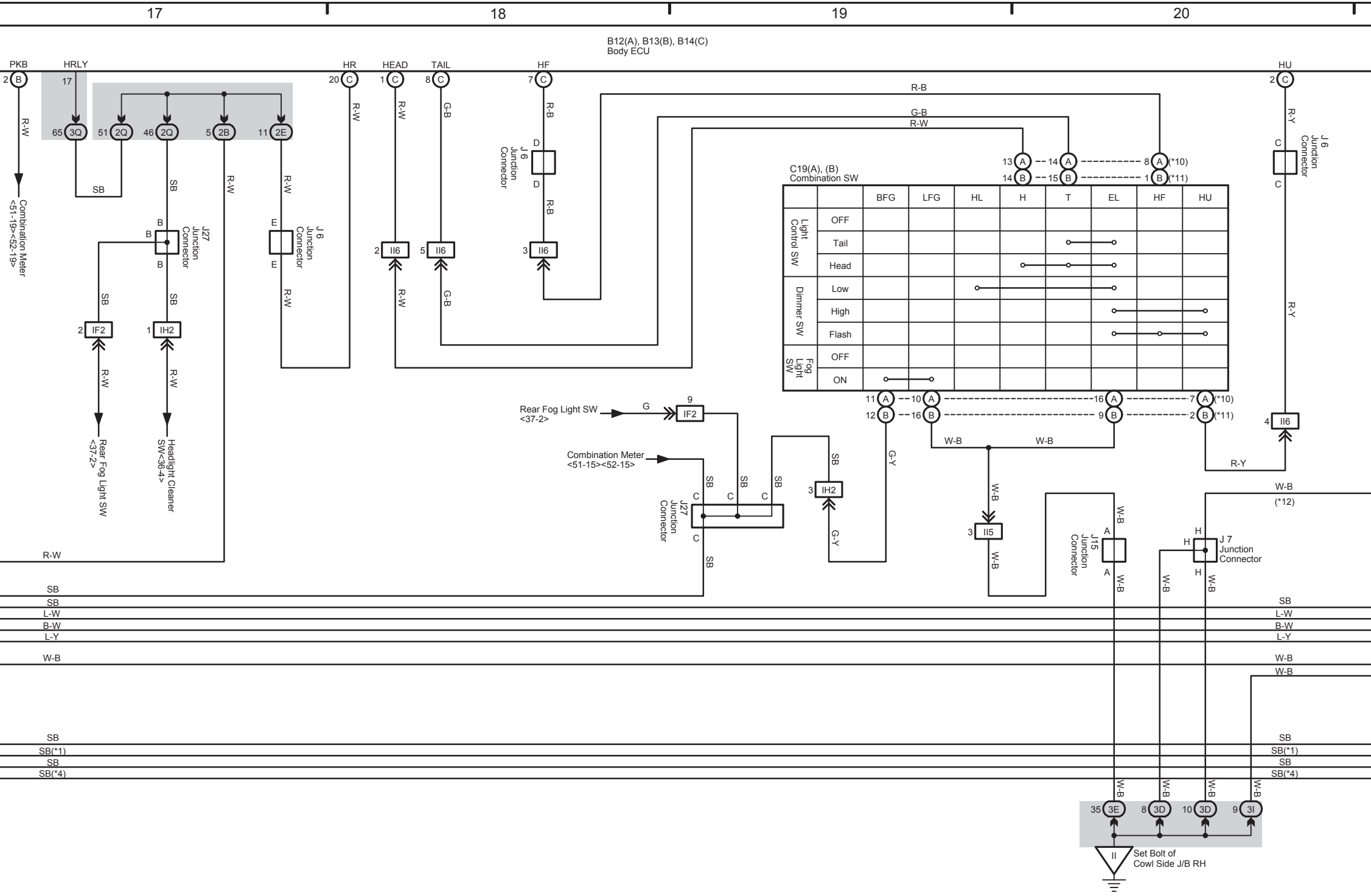
17
18
19
20
B12(A), B13(B), B14(C)
Body ECU
PKB
HRLY
HR
HEAD
TAIL
HF
HU
2 B
17
65 3Q
51 2Q
46 2Q
5 2B
11 2E
20 C
1 C
8 C
7 C
2 C
R-W
SB
R-B
G-B
R-Y
Combination Meter <51-19><52-19>
J27 Junction Connector
J 6 Junction Connector
J 6 Junction Connector
J 6 Junction Connector
B
E
D
C
2 II6
5 II6
3 II6
4 II6
2 IF2
1 IH2
Rear Fog Light SW <37-2>
Headlight Cleaner SW<36-4>
C19(A), (B)
Combination SW
13 A
14 A
8 A (*10)
14 B
15 B
1 B (*11)
11 A
10 A
16 A
7 A (*10)
12 B
16 B
9 B
2 B (*11)
Rear Fog Light SW <37-2>
G
9 IF2
Combination Meter <51-15><52-15>
J27 Junction Connector
3 IH2
G-Y
W-B
3 II5
J15 Junction Connector
J 7 Junction Connector
A
H
(*12)
L-W
B-W
L-Y
SB(*1)
SB(*4)
35 3E
8 3D
10 3D
9 3I
II
Set Bolt of Cowl Side J/B RH

		BFG	LFG	HL	H	T	EL	HF	HU
Light Control SW	OFF								
	Tail					○	○		
	Head				○	○	○		
Dimmer SW	Low			○			○		
	High						○		○
	Flash						○	○	○
Fog Light SW	OFF								
	ON	○	○						

(Cont. next page) 1

Multiplex Communication System

* 1 : 2UZ-FE, 1HD-FTE
* 4 : w/ Double Door Lock
*12 : Automatic A/C
*13 : Manual A/C

*14 : w/ Navigation System
*15 : w/o Navigation System
*16 : w/o Power Window

21	22	23	24

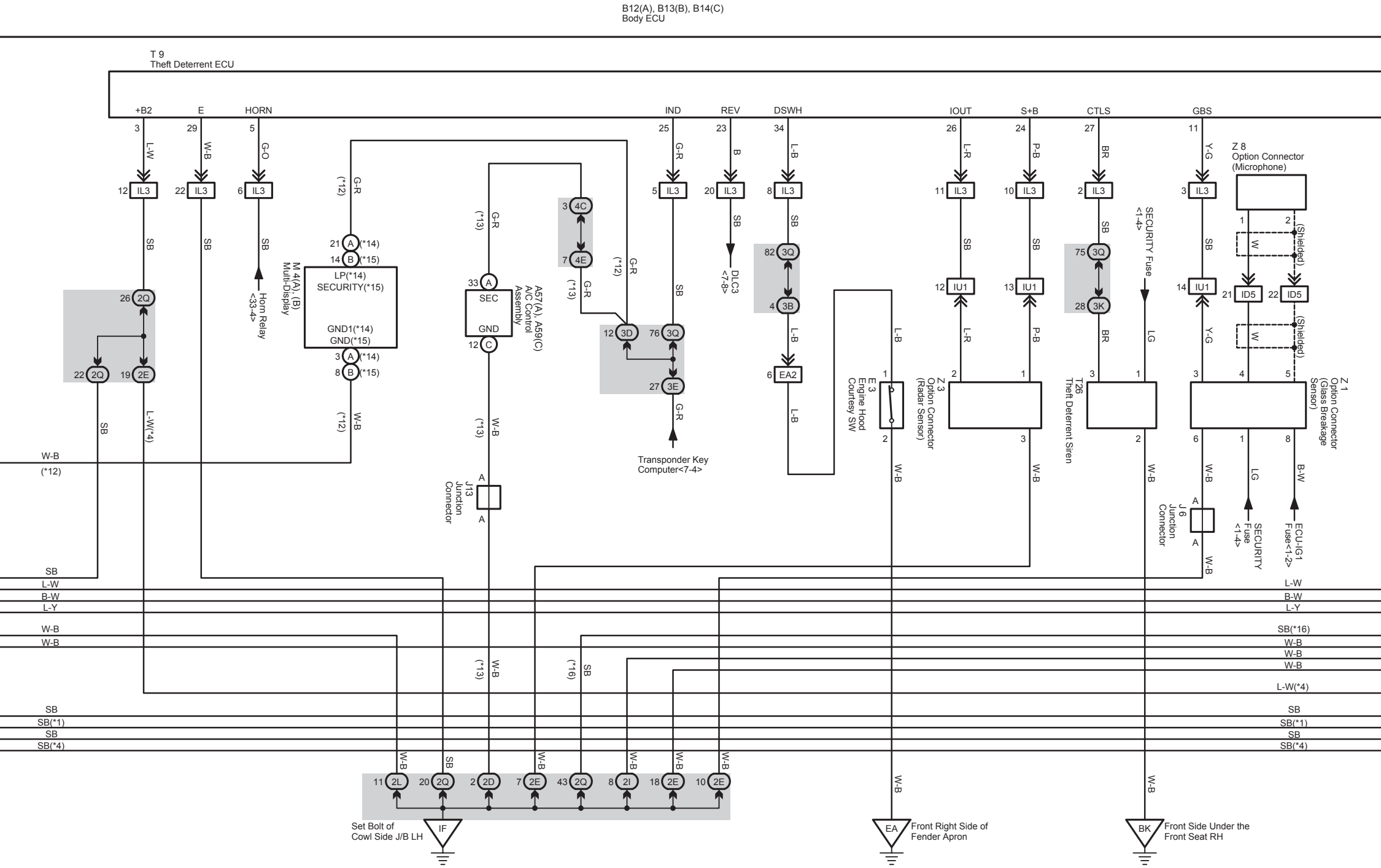
B12(A), B13(B), B14(C)
Body ECU
T 9
Theft Deterrent ECU
+B2
E
HORN
IND
REV
DSWH
IOUT
S+B
CTLS
GBS
3
29
5
25
23
34
26
24
27
11
L-W
W-B
G-O
G-R
B
L-B
L-R
P-B
BR
Y-G
IL3
IU1
ID5
SB
Horn Relay <33-4>
DLC3 <7-8>
M 4(A), (B)
Multi-Display
LP(*14)
SECURITY(*15)
GND1(*14)
GND(*15)
A57(A), A59(C)
A/C Control Assembly
SEC
GND
J13
Junction Connector
Transponder Key Computer<7-4>
E 3
Engine Hood Courtesy SW
Z 3
Option Connector (Radar Sensor)
T26
Theft Deterrent Siren
SECURITY Fuse <1-4>
Z 8
Option Connector (Microphone)
(Shielded)
Z 1
Option Connector (Glass Breakage Sensor)
J 6
Junction Connector
ECU-IG1 Fuse<1-2>
EA2
2Q
2E
2L
2D
2I
3Q
3B
3K
3D
3E
4C
4E
L-W(*4)
SB(*1)
SB(*4)
SB(*16)
L-Y
B-W
LG
B-W
(*12)
(*13)
(*16)
IF
Set Bolt of Cowl Side J/B LH
EA
Front Right Side of Fender Apron
BK
Front Side Under the Front Seat RH

(Cont. next page) 1

* 1 : 2UZ-FE, 1HD-FTE
* 4 : w/ Double Door Lock
*16 : w/o Power Window
*17 : 1HD-FTE w/o ABS
*18 : Except *17

Multiplex Communication System

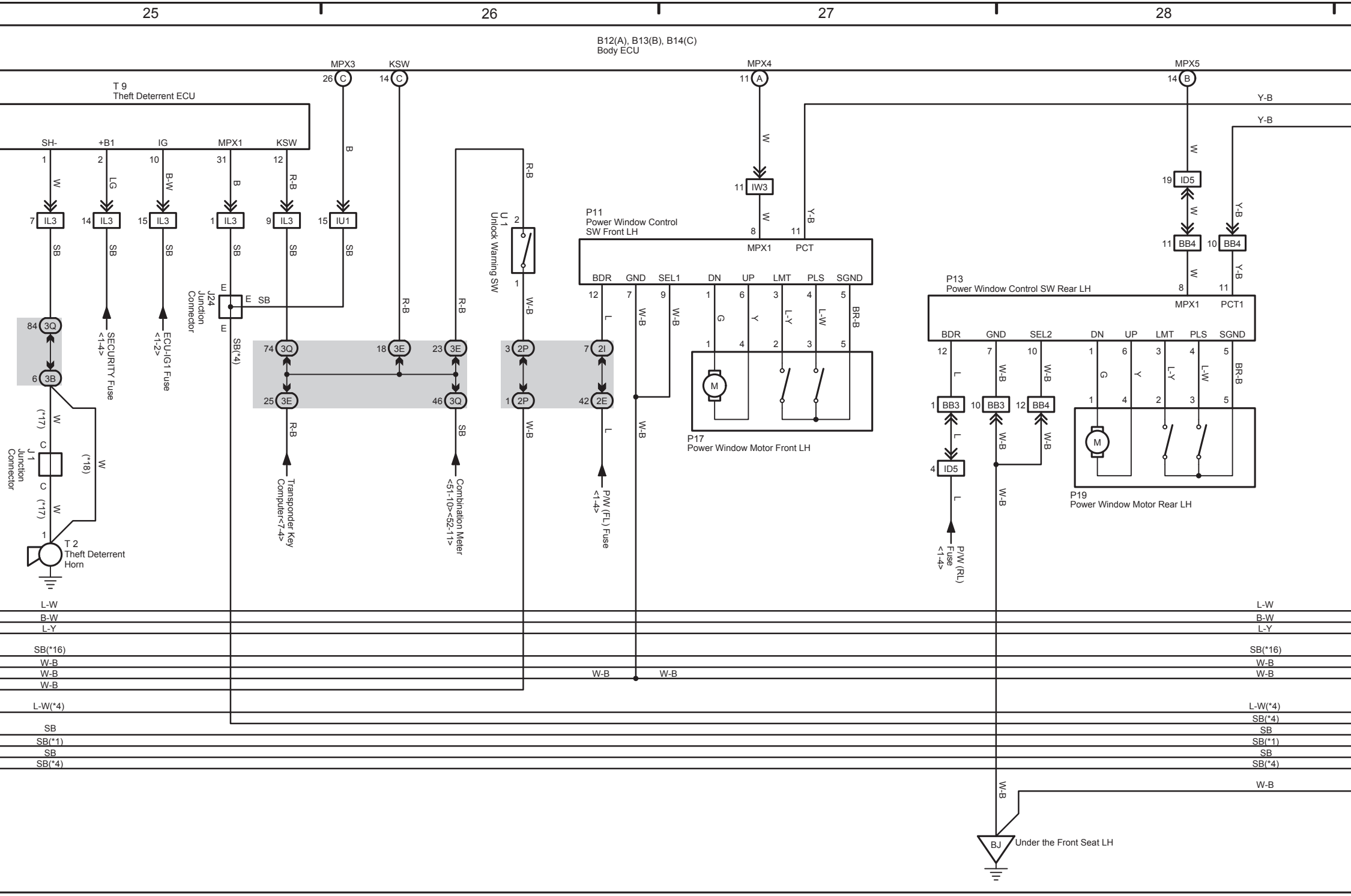
25
26
27
28
B12(A), B13(B), B14(C)
Body ECU
MPX3
KSW
MPX4
MPX5
26 C
14 C
11 A
14 B
T 9
Theft Deterrent ECU
SH-
+B1
IG
MPX1
KSW
1
2
10
31
12
W
LG
B-W
B
R-B
7 IL3
14 IL3
15 IL3
1 IL3
9 IL3
15 IU1
SB
84 3Q
6 3B
SECURITY Fuse <1-4>
ECU-IG1 Fuse <1-2>
J24
Junction Connector
E
SB(*4)
(*17)
(*18)
J 1
Junction Connector
C
T 2
Theft Deterrent Horn
74 3Q
25 3E
18 3E
23 3E
46 3Q
Transponder Key Computer<7-4>
Combination Meter <51-10><52-11>
U 1
Unlock Warning SW
R-B
W-B
3 2P
1 2P
7 2I
42 2E
L
P/W (FL) Fuse <1-4>
11 IW3
P11
Power Window Control SW Front LH
MPX1
PCT
BDR
GND
SEL1
DN
UP
LMT
PLS
SGND
G
Y
L-Y
L-W
BR-B
Y-B
M
P17
Power Window Motor Front LH
19 ID5
11 BB4
10 BB4
P13
Power Window Control SW Rear LH
MPX1
PCT1
BDR
GND
SEL2
DN
UP
LMT
PLS
SGND
1 BB3
10 BB3
12 BB4
4 ID5
P/W (RL) Fuse <1-4>
P19
Power Window Motor Rear LH
L-W
B-W
L-Y
SB(*16)
W-B
L-W(*4)
SB(*4)
SB
SB(*1)
BJ
Under the Front Seat LH

(Cont. next page) 1

Multiplex Communication System

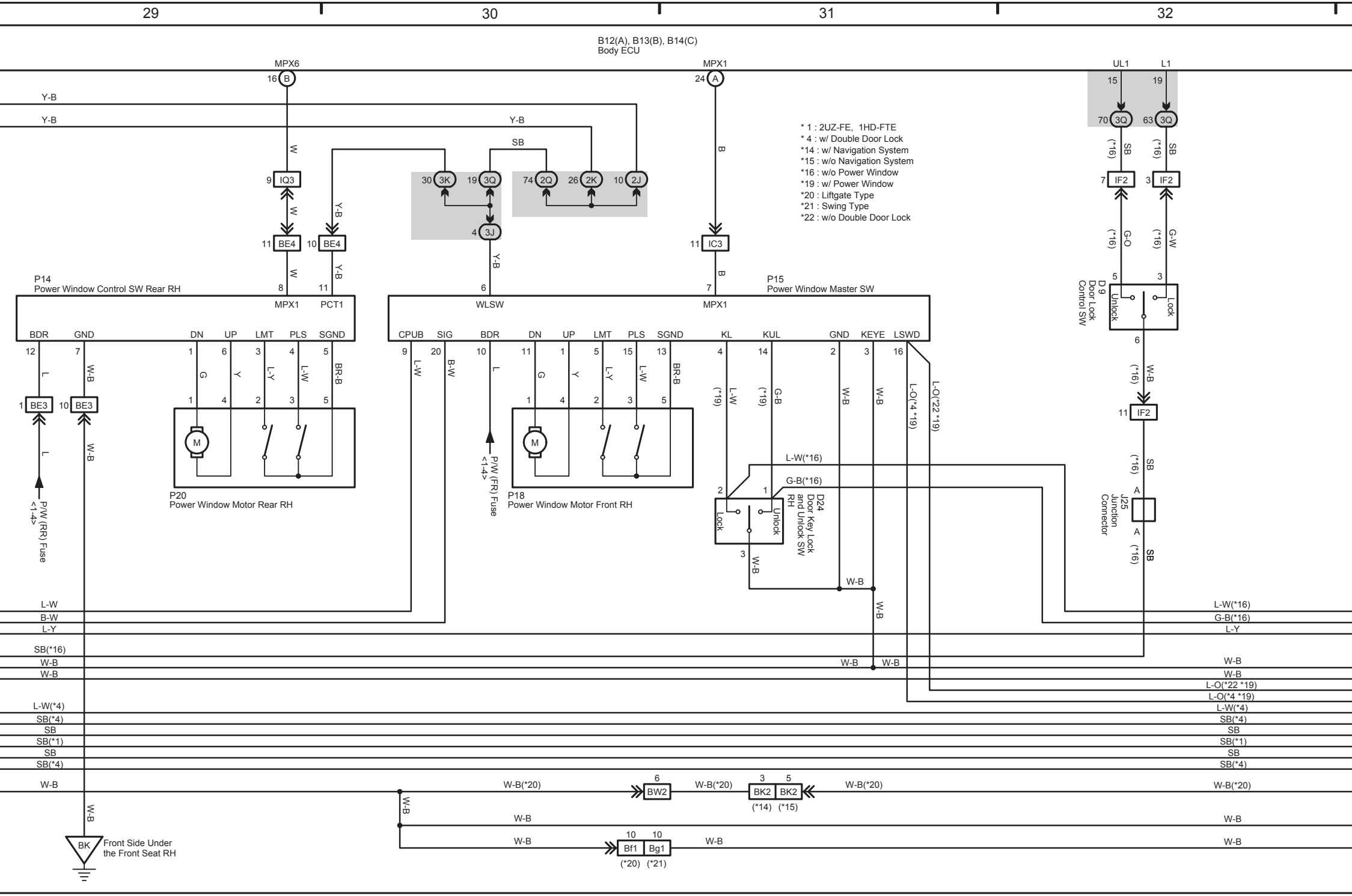
29
30
31
32
B12(A), B13(B), B14(C)
Body ECU
MPX6
16 B
MPX1
24 A
UL1
L1
15
19
70 3Q
63 3Q
Y-B
Y-B
W
B
SB
Y-B
SB
30 3K
19 3Q
74 2Q
26 2K
10 2J
4 3J
9 IQ3
11 BE4
10 BE4
11 IC3
7 IF2
3 IF2
G-O
G-W
(*16)
P14
Power Window Control SW Rear RH
MPX1
PCT1
BDR
GND
DN
UP
LMT
PLS
SGND
P15
Power Window Master SW
WLSW
MPX1
CPUB
SIG
BDR
DN
UP
LMT
PLS
SGND
KL
KUL
GND
KEYE
LSWD
D 9
Door Lock
Control SW
Unlock
Lock
L
W-B
G
Y
L-Y
L-W
BR-B
B-W
L-O(*4 *19)
L-O(*22 *19)
L-W (*19)
G-B (*19)
1 BE3
10 BE3
6
W-B
11 IF2
SB
M
P20
Power Window Motor Rear RH
P18
Power Window Motor Front RH
P/W (RR) Fuse
<1-4>
P/W (FR) Fuse
<1-4>
L-W(*16)
G-B(*16)
D24
Door Key Lock
and Unlock SW
RH
Lock
Unlock
A
J25
Junction
Connector
L-W
B-W
L-Y
SB(*16)
W-B
W-B
L-O(*22 *19)
L-O(*4 *19)
L-W(*4)
SB(*4)
SB
SB(*1)
SB
SB(*4)
W-B(*20)
6 BW2
3 BK2
5 BK2
(*14)
(*15)
W-B
10 Bf1
10 Bg1
(*20)
(*21)
BK
Front Side Under
the Front Seat RH

* 1 : 2UZ-FE, 1HD-FTE
* 4 : w/ Double Door Lock
*14 : w/ Navigation System
*15 : w/o Navigation System
*16 : w/o Power Window
*19 : w/ Power Window
*20 : Liftgate Type
*21 : Swing Type
*22 : w/o Double Door Lock

Multiplex Communication System

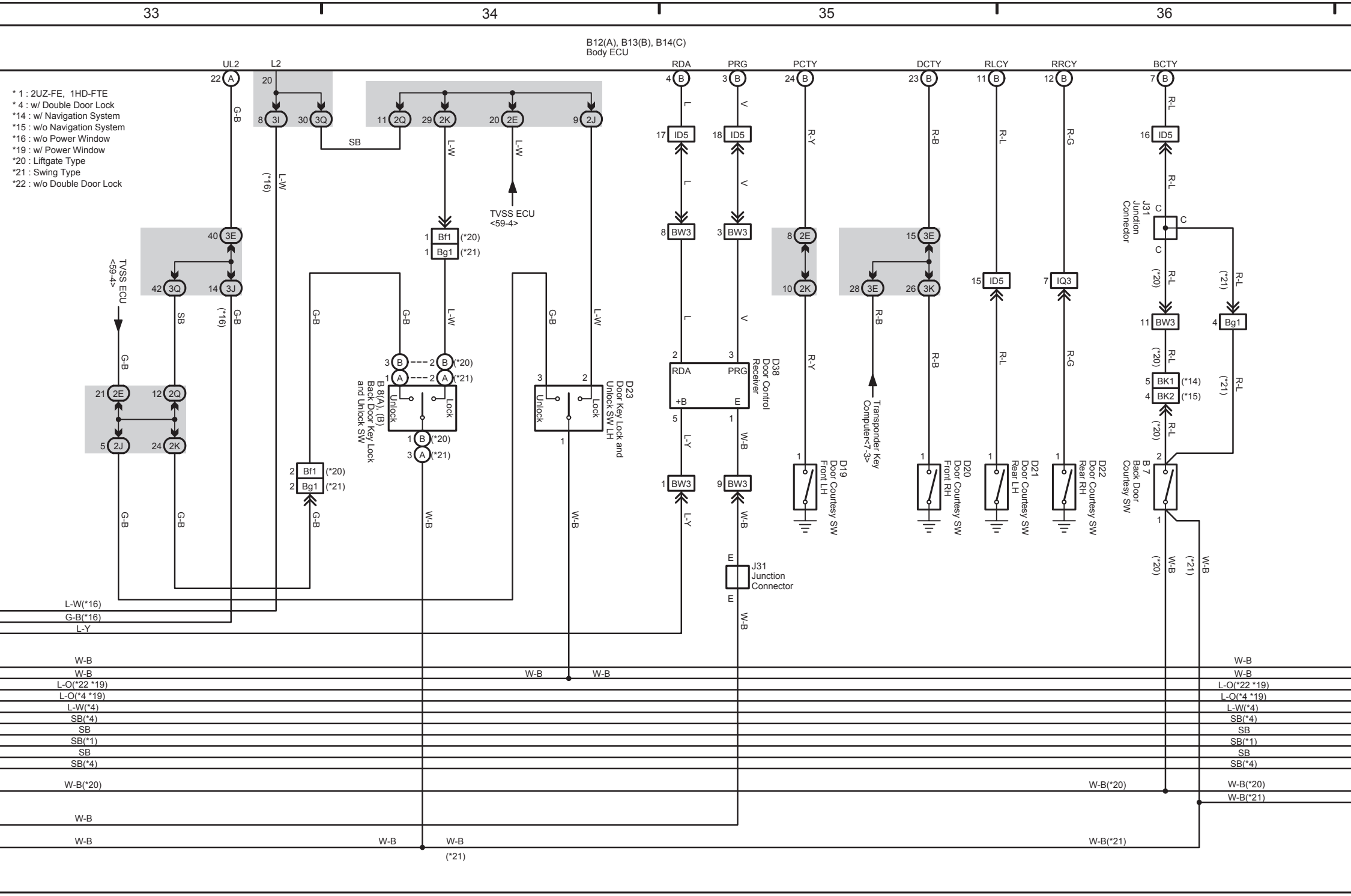
33
34
35
36
B12(A), B13(B), B14(C)
Body ECU
UL2
L2
RDA
PRG
PCTY
DCTY
RLCY
RRCY
BCTY
* 1 : 2UZ-FE, 1HD-FTE
* 4 : w/ Double Door Lock
*14 : w/ Navigation System
*15 : w/o Navigation System
*16 : w/o Power Window
*19 : w/ Power Window
*20 : Liftgate Type
*21 : Swing Type
*22 : w/o Double Door Lock
TVSS ECU
<59-4>
Bf1 (*20)
Bg1 (*21)
B 8(A), (B)
Back Door Key Lock
and Unlock SW
Unlock
Lock
D23
Door Key Lock and
Unlock SW LH
ID5
BW3
IQ3
D38
Door Control
Receiver
RDA
PRG
+B
E
J31
Junction
Connector
Transponder Key
Computer<7-3>
D19
Door Courtesy SW
Front LH
D20
Door Courtesy SW
Front RH
D21
Door Courtesy SW
Rear LH
D22
Door Courtesy SW
Rear RH
B 7
Back Door
Courtesy SW
BK1 (*14)
BK2 (*15)
G-B
L-W
SB
L
V
R-Y
R-B
R-L
R-G
L-Y
W-B
L-W(*16)
G-B(*16)
L-Y
W-B
L-O(*22 *19)
L-O(*4 *19)
L-W(*4)
SB(*4)
SB
SB(*1)
SB
SB(*4)
W-B(*20)
W-B(*21)
W-B
W-B
(*21)

(Cont. next page) 1

Multiplex Communication System

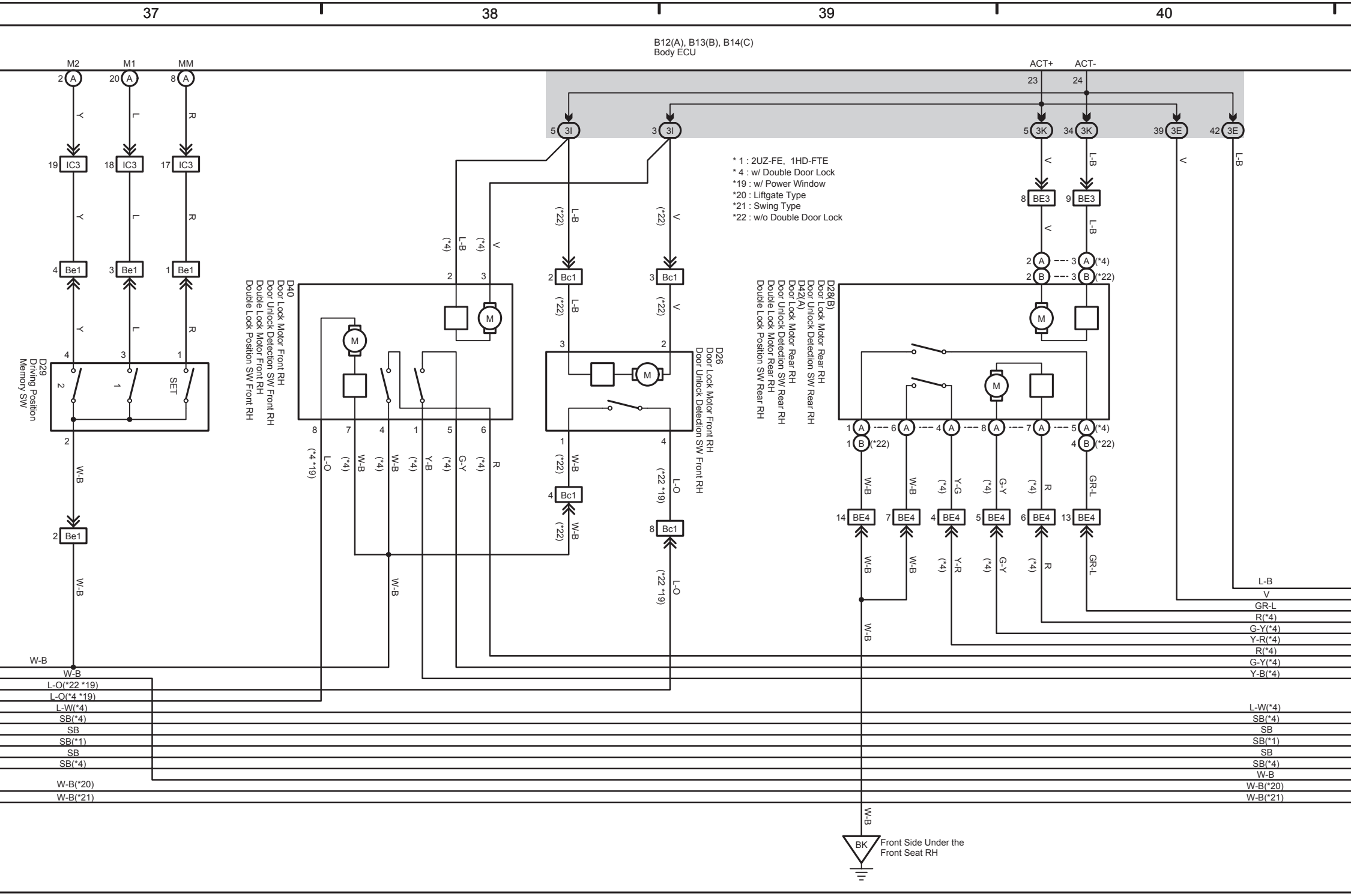
37
38
39
40
B12(A), B13(B), B14(C)
Body ECU
M2
M1
MM
ACT+
ACT-
D29
Driving Position
Memory SW
SET
D40
Door Lock Motor Front RH
Door Unlock Detection SW Front RH
Double Lock Motor Front RH
Double Lock Position SW Front RH
D26
Door Lock Motor Front RH
Door Unlock Detection SW Front RH
D28(B)
Door Lock Motor Rear RH
Door Unlock Detection SW Rear RH
D42(A)
Door Lock Motor Rear RH
Door Unlock Detection SW Rear RH
Double Lock Motor Rear RH
Double Lock Position SW Rear RH
IC3
Be1
Bc1
BE3
BE4
3I
3K
3E
BK
Front Side Under the
Front Seat RH
W-B
L-O(*22 *19)
L-O(*4 *19)
L-W(*4)
SB(*4)
SB
SB(*1)
W-B(*20)
W-B(*21)
L-B
V
GR-L
R(*4)
G-Y(*4)
Y-R(*4)
Y-B(*4)

* 1 : 2UZ-FE, 1HD-FTE
* 4 : w/ Double Door Lock
*19 : w/ Power Window
*20 : Liftgate Type
*21 : Swing Type
*22 : w/o Double Door Lock

Multiplex Communication System

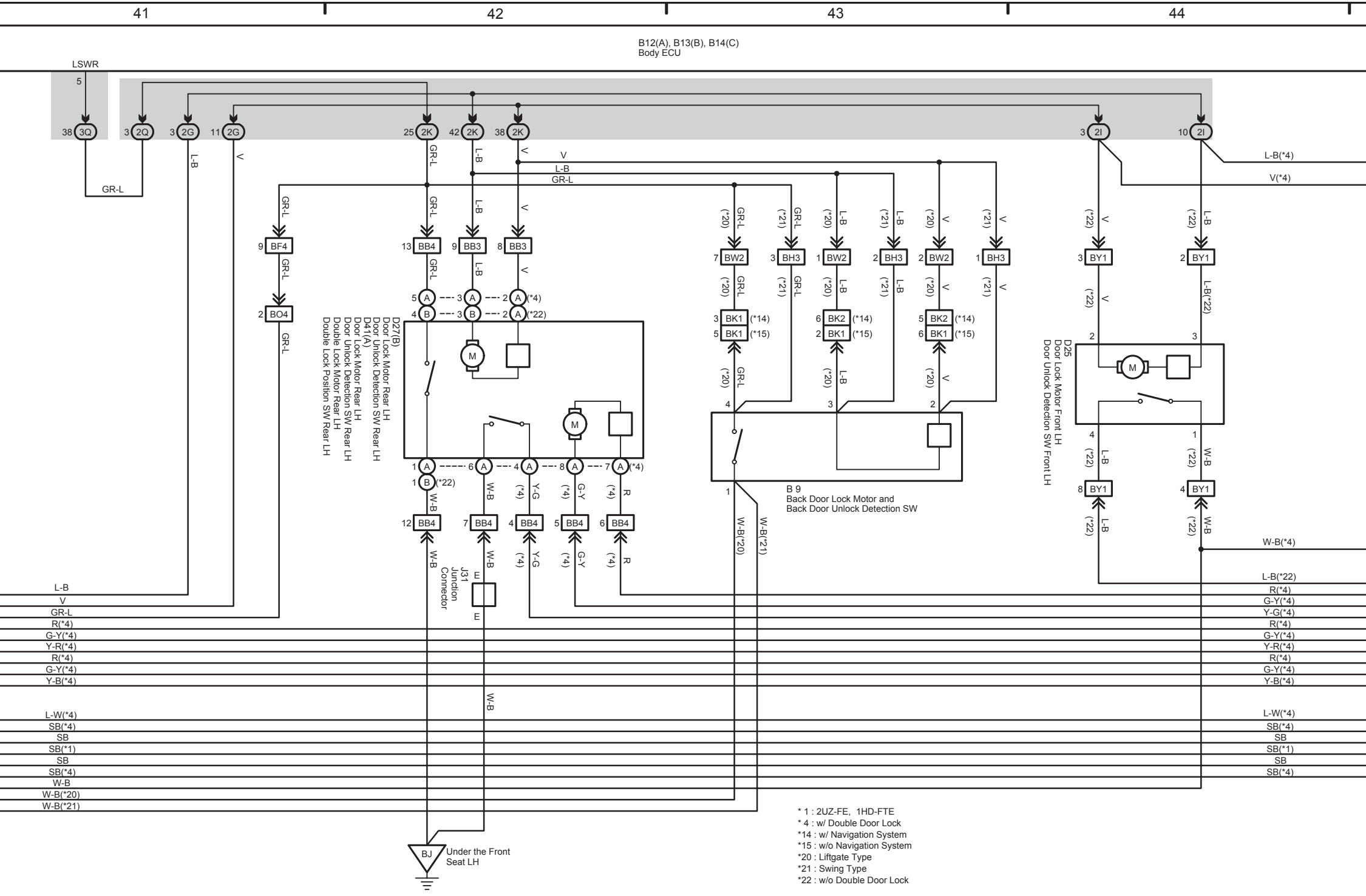
41
42
43
44
B12(A), B13(B), B14(C)
Body ECU
LSWR
5
38 3Q
3 2Q
3 2G
11 2G
25 2K
42 2K
38 2K
3 2I
10 2I
GR-L
L-B
V
L-B(*4)
V(*4)
9 BF4
2 BO4
13 BB4
9 BB3
8 BB3
D27(B)
D41(A)
Door Lock Motor Rear LH
Door Unlock Detection SW Rear LH
Door Lock Motor Rear LH
Door Unlock Detection SW Rear LH
Double Lock Motor Rear LH
Double Lock Position SW Rear LH
M
(*4)
(*22)
(*20)
(*21)
(*14)
(*15)
7 BW2
3 BH3
1 BW2
2 BH3
2 BW2
1 BH3
3 BK1
5 BK1
6 BK2
2 BK1
5 BK2
6 BK1
B 9
Back Door Lock Motor and
Back Door Unlock Detection SW
W-B(*20)
W-B(*21)
3 BY1
2 BY1
L-B(*22)
D25
Door Lock Motor Front LH
Door Unlock Detection SW Front LH
8 BY1
4 BY1
W-B(*4)
12 BB4
7 BB4
4 BB4
5 BB4
6 BB4
W-B
Y-G
G-Y
R
J31
Junction
Connector
E
R(*4)
G-Y(*4)
Y-G(*4)
Y-R(*4)
Y-B(*4)
L-W(*4)
SB(*4)
SB
SB(*1)
W-B(*20)
W-B(*21)
BJ
Under the Front
Seat LH

* 1 : 2UZ-FE, 1HD-FTE
* 4 : w/ Double Door Lock
*14 : w/ Navigation System
*15 : w/o Navigation System
*20 : Liftgate Type
*21 : Swing Type
*22 : w/o Double Door Lock

(Cont. next page) 1

Multiplex Communication System

* 1 : 2UZ-FE, 1HD-FTE
* 4 : w/ Double Door Lock
*22 : w/o Double Door Lock

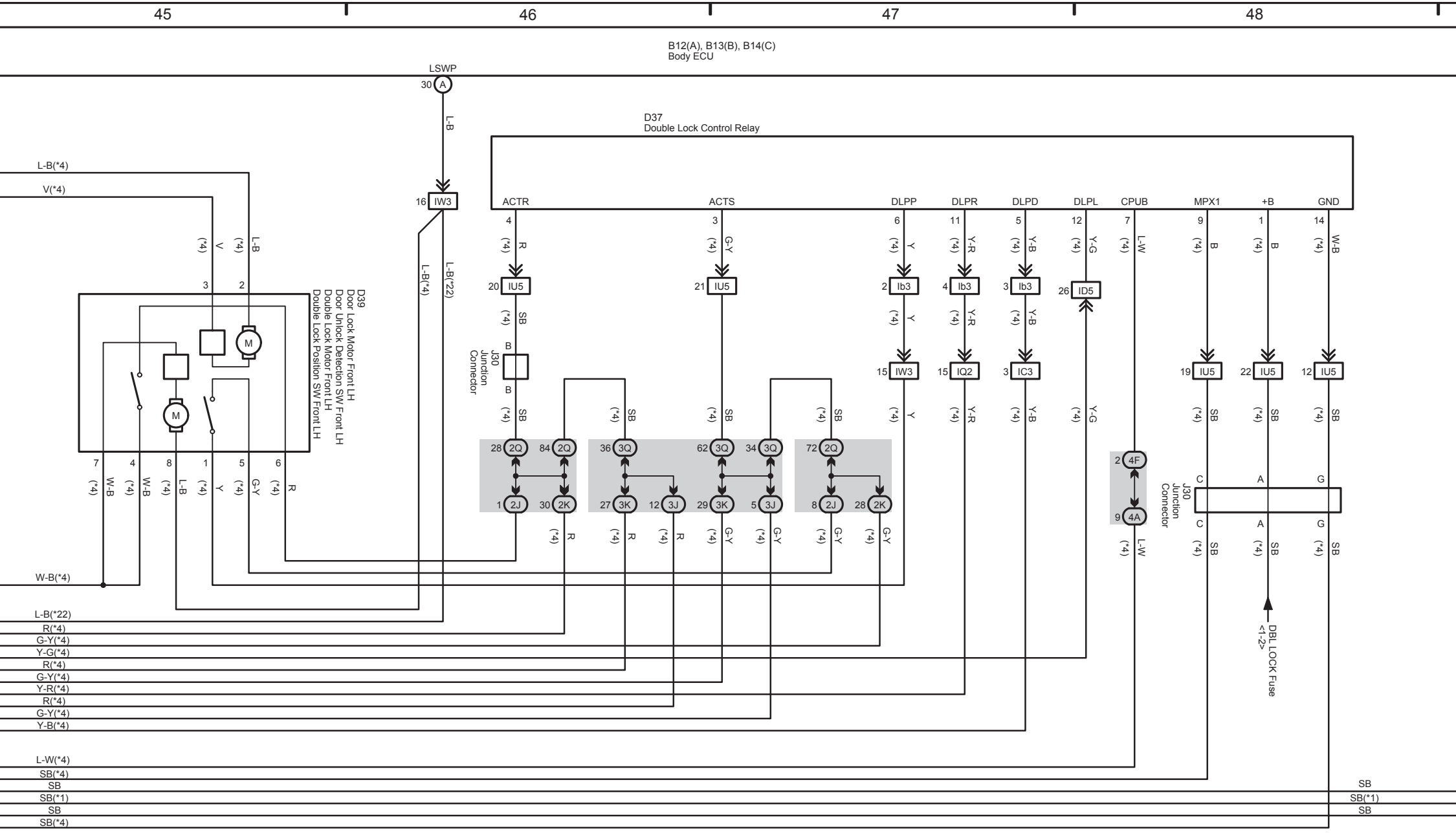
45
46
47
48
B12(A), B13(B), B14(C)
Body ECU
LSWP
30 A
L-B
16 IW3
D37
Double Lock Control Relay
ACTR
ACTS
DLPP
DLPR
DLPD
DLPL
CPUB
MPX1
+B
GND
4 (*4) R
3 (*4) G-Y
6 (*4) Y
11 (*4) Y-R
5 (*4) Y-B
12 (*4) Y-G
7 (*4) L-W
9 (*4) B
1 (*4) B
14 (*4) W-B
20 IU5
21 IU5
2 Ib3
4 Ib3
3 Ib3
26 ID5
15 IW3
15 IQ2
3 IC3
19 IU5
22 IU5
12 IU5
J30
Junction Connector
B
(*4) SB
28 2Q
84 2Q
36 3Q
62 3Q
34 3Q
72 2Q
1 2J
30 2K
27 3K
12 3J
29 3K
5 3J
8 2J
28 2K
2 4F
9 4A
C
A
G
DBL LOCK Fuse
<1-2>
D39
Door Lock Motor Front LH
Door Unlock Detection SW Front LH
Double Lock Motor Front LH
Double Lock Position SW Front LH
M
3
2
7
4
8
1
5
6
(*4) V
(*4) L-B
(*4) W-B
(*4) L-B
(*4) Y
(*4) G-Y
(*4) R
L-B(*4)
L-B(*22)
L-B(*4)
V(*4)
W-B(*4)
L-B(*22)
R(*4)
G-Y(*4)
Y-G(*4)
R(*4)
G-Y(*4)
Y-R(*4)
R(*4)
G-Y(*4)
Y-B(*4)
L-W(*4)
SB(*4)
SB
SB(*1)
SB
SB(*4)
SB
SB(*1)
SB

Multiplex Communication System

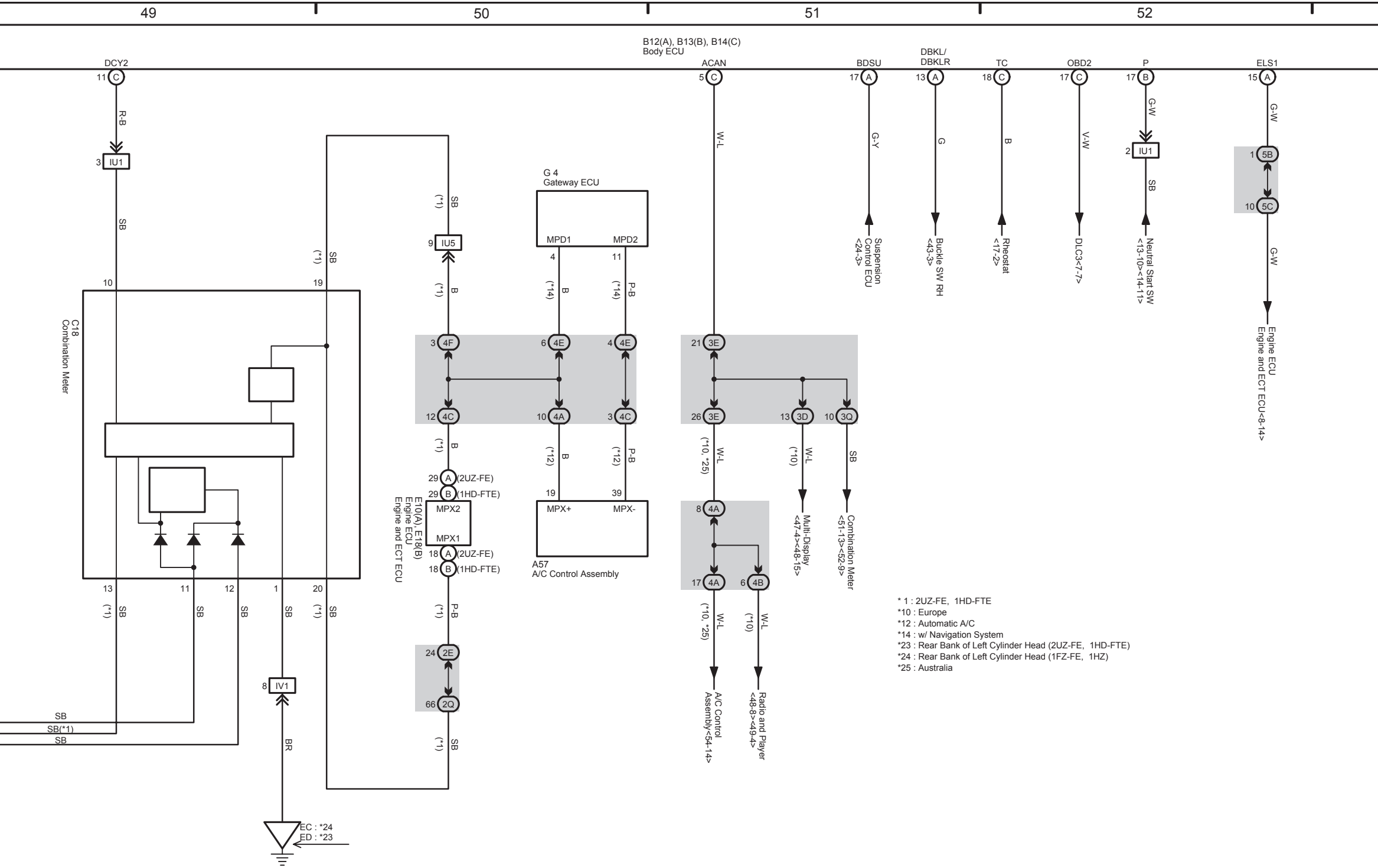
49
50
51
52
B12(A), B13(B), B14(C)
Body ECU
DCY2
11 C
R-B
3 IU1
SB
10
19
C18
Combination Meter
13
11
12
1
20
(*1) SB
SB
SB
SB
(*1) SB
SB
SB(*1)
SB
8 IV1
BR
EC : *24
ED : *23
(*1) SB
9 IU5
(*1) B
3 4F
12 4C
(*1) B
29 A (2UZ-FE)
29 B (1HD-FTE)
MPX2
MPX1
18 A (2UZ-FE)
18 B (1HD-FTE)
E10(A), E18(B)
Engine ECU
Engine and ECT ECU
(*1) P-B
24 2E
66 2Q
(*1) SB
G 4
Gateway ECU
MPD1
MPD2
4
11
(*14) B
(*14) P-B
6 4E
4 4E
10 4A
3 4C
(*12) B
(*12) P-B
19
39
MPX+
MPX-
A57
A/C Control Assembly
ACAN
5 C
W-L
21 3E
26 3E
13 3D
10 3Q
(*10, *25) W-L
(*10) W-L
SB
Multi-Display <47-4><48-15>
Combination Meter <51-13><52-9>
8 4A
17 4A
6 4B
(*10, *25) W-L
(*10) W-L
A/C Control Assembly<54-14>
Radio and Player <48-8><49-4>
BDSU
17 A
G-Y
Suspension Control ECU <24-3>
DBKL/
DBKLR
13 A
G
Buckle SW RH <43-3>
TC
18 C
B
Rheostat <17-2>
OBD2
17 C
V-W
DLC3<7-7>
P
17 B
G-W
2 IU1
SB
Neutral Start SW <13-10><14-11>
ELS1
15 A
G-W
1 5B
10 5C
G-W
Engine ECU
Engine and ECT ECU<8-14>

* 1 : 2UZ-FE, 1HD-FTE
*10 : Europe
*12 : Automatic A/C
*14 : w/ Navigation System
*23 : Rear Bank of Left Cylinder Head (2UZ-FE, 1HD-FTE)
*24 : Rear Bank of Left Cylinder Head (1FZ-FE, 1HZ)
*25 : Australia

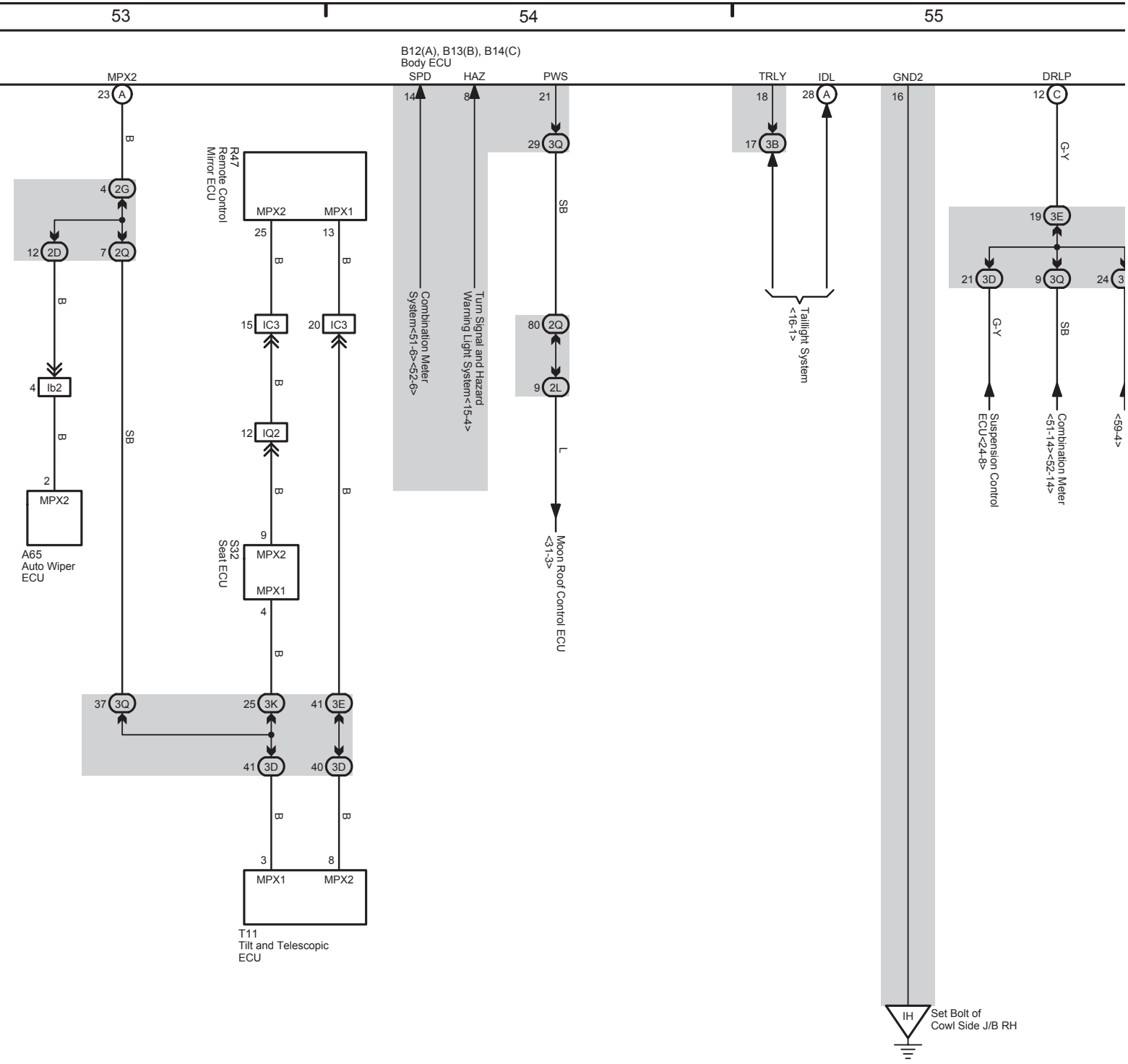
53
54
55
B12(A), B13(B), B14(C)
Body ECU
MPX2
23 A
SPD 14
HAZ 8
PWS 21
TRLY 18
IDL 28 A
GND2 16
DRLP 12 C
B
4 2G
12 2D
7 2Q
B
4 Ib2
B
2 MPX2
A65
Auto Wiper
ECU
SB
R47
Remote Control
Mirror ECU
MPX2 25
MPX1 13
B
15 IC3
20 IC3
12 IQ2
9 MPX2
MPX1 4
S32
Seat ECU
37 3Q
25 3K
41 3E
41 3D
40 3D
3 MPX1
8 MPX2
T11
Tilt and Telescopic
ECU
Combination Meter
System<51-6><52-6>
Turn Signal and Hazard
Warning Light System<15-4>
29 3Q
SB
80 2Q
9 2L
L
Moon Roof Control ECU
<31-3>
17 3B
Taillight System
<16-1>
IH
Set Bolt of
Cowl Side J/B RH
G-Y
19 3E
21 3D
9 3Q
24 3
G-Y
SB
Suspension Control
ECU<24-8>
Combination Meter
<51-14><52-14>
<59-4>