1 LAND CRUISER (LHD)

(Cont. next Page)

Power Source

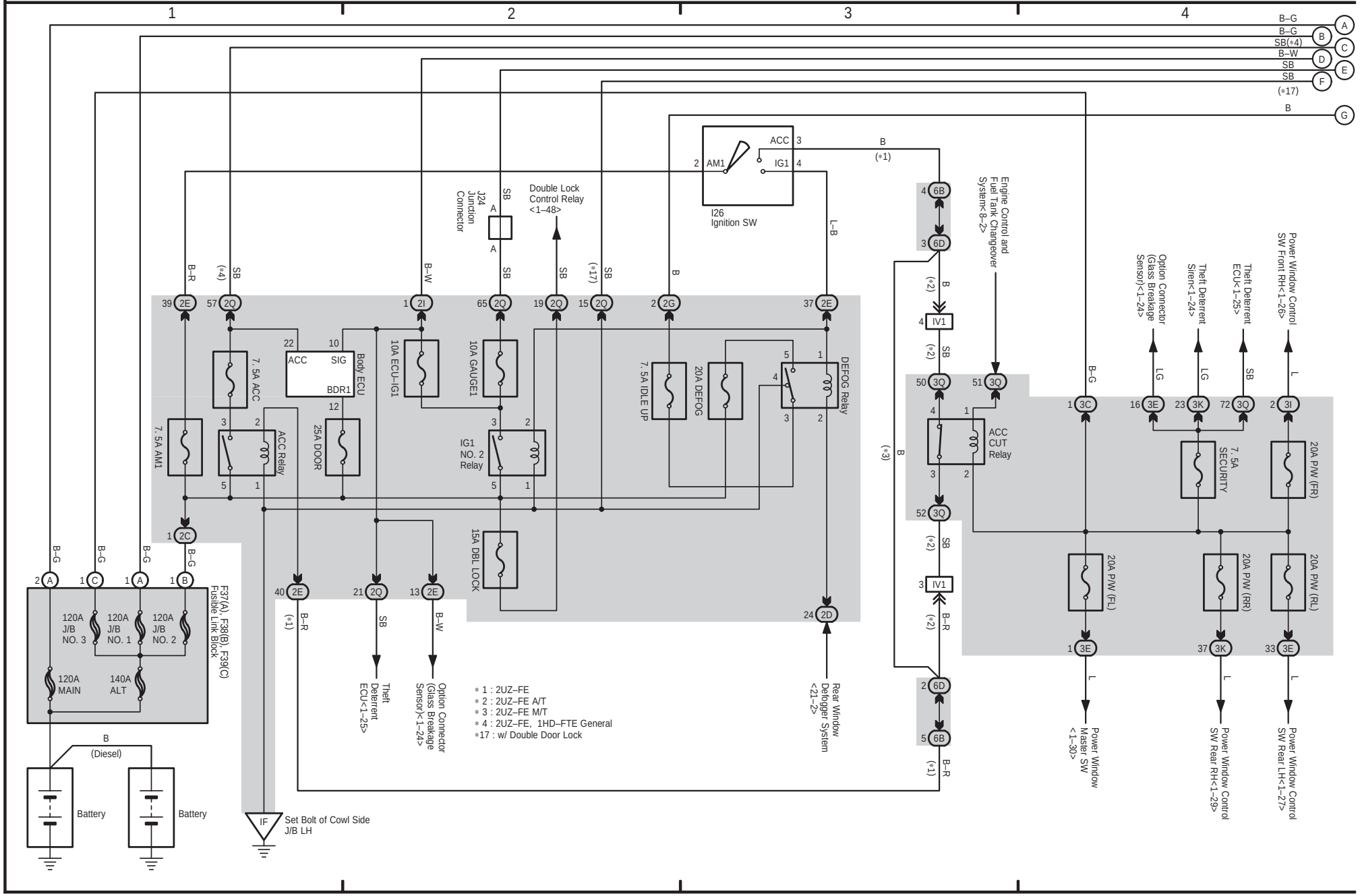
1
2
3
4
A
B
C
D
E
F
G
B–G
B–G
SB(*4)
B–W
SB
SB
(*17)
B
I26
Ignition SW
AM1
ACC
IG1
2
3
4
(*1)
L–B
J24
Junction
Connector
A
A
SB
Double Lock
Control Relay
<1–48>
Engine Control and
Fuel Tank Changeover
System<8–2>
Option Connector
(Glass Breakage
Sensor)<1–24>
Theft Deterrent
Siren<1–24>
Theft Deterrent
ECU<1–25>
Power Window Control
SW Front RH<1–26>
B–R
(*4)
SB
B–W
(*17)
39 2E
57 2Q
1 2I
65 2Q
19 2Q
15 2Q
2 2G
37 2E
4 6B
3 6D
(*2)
4 IV1
50 3Q
51 3Q
1 3C
16 3E
23 3K
72 3Q
2 3I
LG
LG
SB
L
B–G
7. 5A ACC
ACC
SIG
BDR1
22
10
12
Body ECU
10A ECU–IG1
10A GAUGE1
7. 5A IDLE UP
20A DEFOG
DEFOG Relay
5
1
4
3
2
7. 5A AM1
ACC Relay
25A DOOR
IG1
NO. 2
Relay
ACC
CUT
Relay
(*3)
7. 5A
SECURITY
20A P/W (FR)
52 3Q
15A DBL LOCK
1 2C
B–G
40 2E
21 2Q
13 2E
24 2D
3 IV1
20A P/W (FL)
20A P/W (RR)
20A P/W (RL)
1 3E
37 3K
33 3E
2 6D
5 6B
B–R
L
F37(A), F38(B), F39(C)
Fusible Link Block
120A
J/B
NO. 3
120A
J/B
NO. 1
120A
J/B
NO. 2
120A
MAIN
140A
ALT
2 A
1 C
1 A
1 B
(Diesel)
Battery
Battery
IF
Set Bolt of Cowl Side
J/B LH
Theft
Deterrent
ECU<1–25>
Option Connector
(Glass Breakage
Sensor)<1–24>
Rear Window
Defogger System
<21–2>
Power Window
Master SW
<1–30>
Power Window Control
SW Rear RH<1–29>
Power Window Control
SW Rear LH<1–27>

* 1 : 2UZ–FE
* 2 : 2UZ–FE A/T
* 3 : 2UZ–FE M/T
* 4 : 2UZ–FE, 1HD–FTE General
*17 : w/ Double Door Lock

∗ 4 : 2UZ–FE, 1HD–FTE General
∗ 5 : w/o Moon Roof w/ Overhead Console
∗ 6 : w/o Moon Roof w/o Overhead Console
∗ 7 : w/ Moon Roof
∗17 : w/ Double Door Lock

Multiplex Communication System

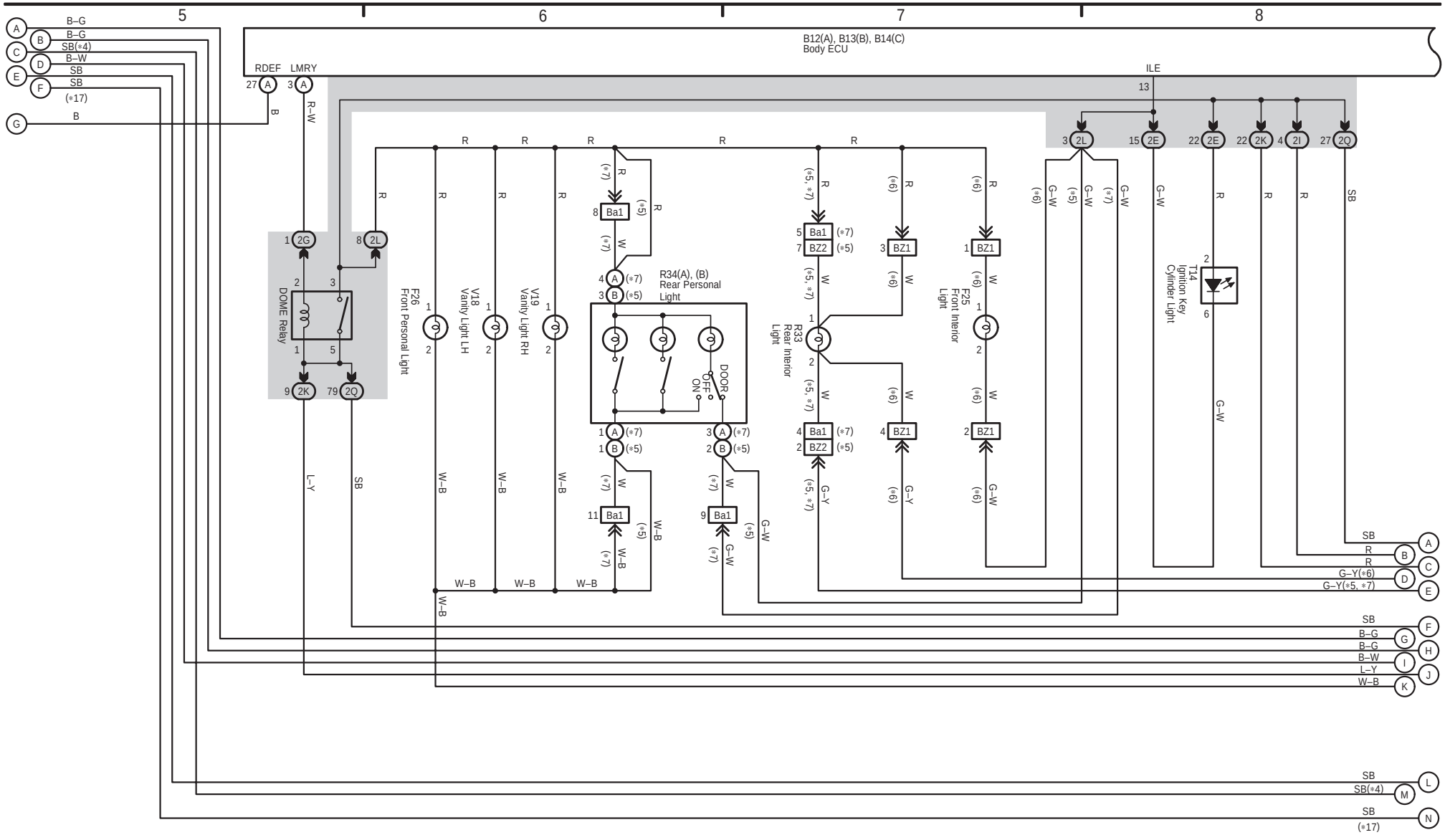
5
6
7
8
B12(A), B13(B), B14(C)
Body ECU
RDEF
LMRY
ILE
A
B
C
D
E
F
G
B–G
SB(∗4)
B–W
SB
(∗17)
B
R–W
R
W
W–B
G–W
G–Y
L–Y
DOME Relay
2G
2L
2K
2Q
2E
2I
F26
Front Personal Light
V18
Vanity Light LH
V19
Vanity Light RH
R34(A), (B)
Rear Personal Light
DOOR
OFF
ON
Ba1
BZ1
BZ2
R33
Rear Interior Light
F25
Front Interior Light
T14
Ignition Key Cylinder Light
(∗5)
(∗6)
(∗7)
(∗5, ∗7)
H
I
J
K
L
M
N
G–Y(∗6)
G–Y(∗5, ∗7)
SB(∗4)

∗ 4 : 2UZ–FE, 1HD–FTE General
∗ 5 : w/o Moon Roof w/ Overhead Console
∗ 6 : w/o Moon Roof w/o Overhead Console
∗ 7 : w/ Moon Roof
∗17 : w/ Double Door Lock

Multiplex Communication System

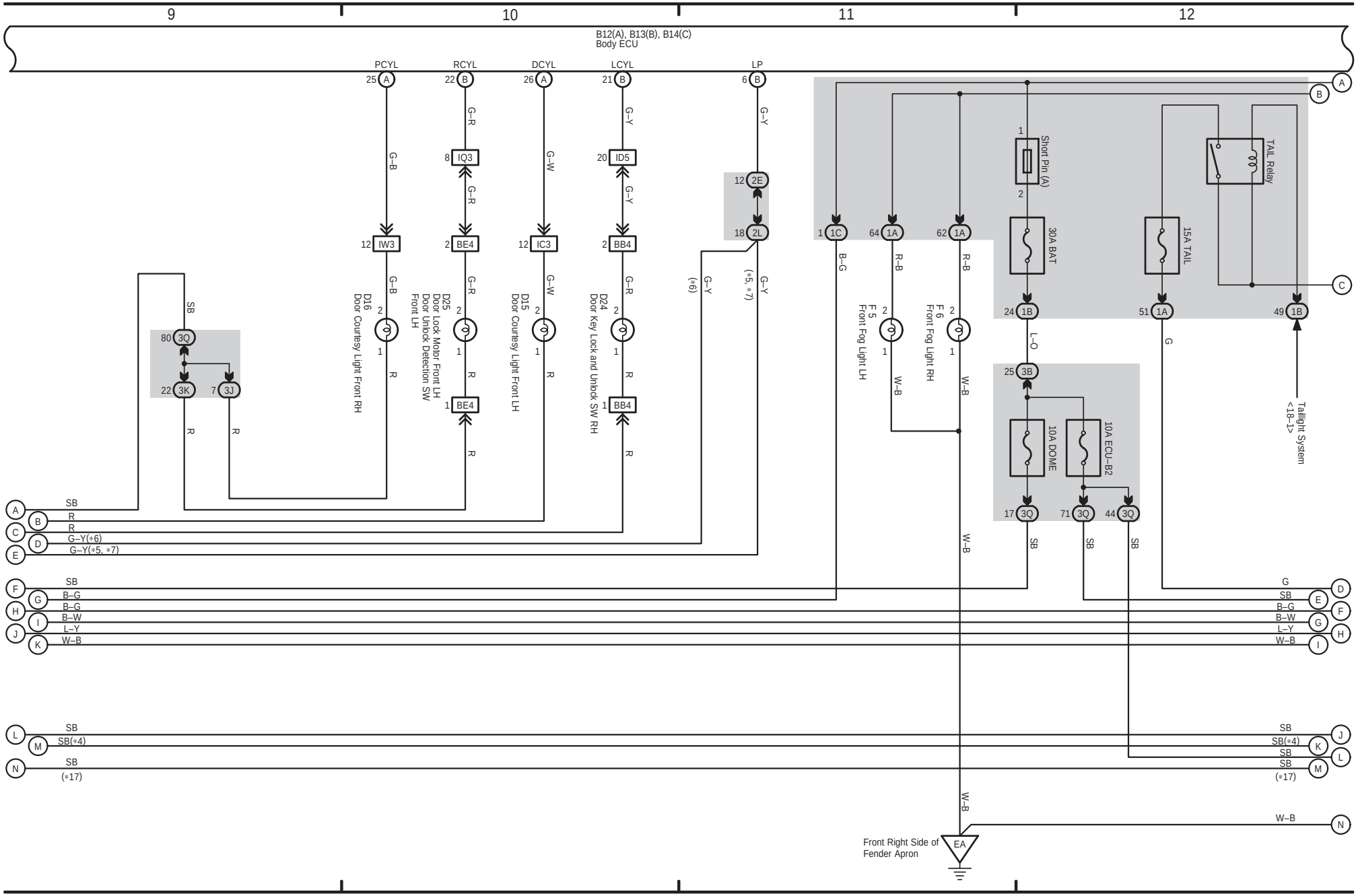
9
10
11
12
B12(A), B13(B), B14(C)
Body ECU
PCYL
RCYL
DCYL
LCYL
LP
25 A
22 B
26 A
21 B
6 B
G–B
G–R
G–W
G–Y
8 IQ3
20 ID5
12 2E
18 2L
12 IW3
2 BE4
12 IC3
2 BB4
(∗6)
(∗5, ∗7)
D16
Door Courtesy Light Front RH
D25
Door Lock Motor Front LH
Door Unlock Detection SW
Front LH
D15
Door Courtesy Light Front LH
D24
Door Key Lock and Unlock SW RH
1 BE4
1 BB4
R
SB
80 3Q
22 3K
7 3J
1 1C
64 1A
62 1A
B–G
R–B
W–B
F 5
Front Fog Light LH
F 6
Front Fog Light RH
Short Pin (A)
30A BAT
15A TAIL
TAIL Relay
24 1B
51 1A
49 1B
L–O
G
25 3B
10A DOME
10A ECU–B2
17 3Q
71 3Q
44 3Q
Taillight System
<18–1>
A
B
C
D
E
F
G
H
I
J
K
L
M
N
R
G–Y(∗6)
G–Y(∗5, ∗7)
B–W
L–Y
SB(∗4)
(∗17)
W–B
Front Right Side of
Fender Apron
EA

1 LAND CRUISER (LHD) (Cont' d)

(Cont. next page)

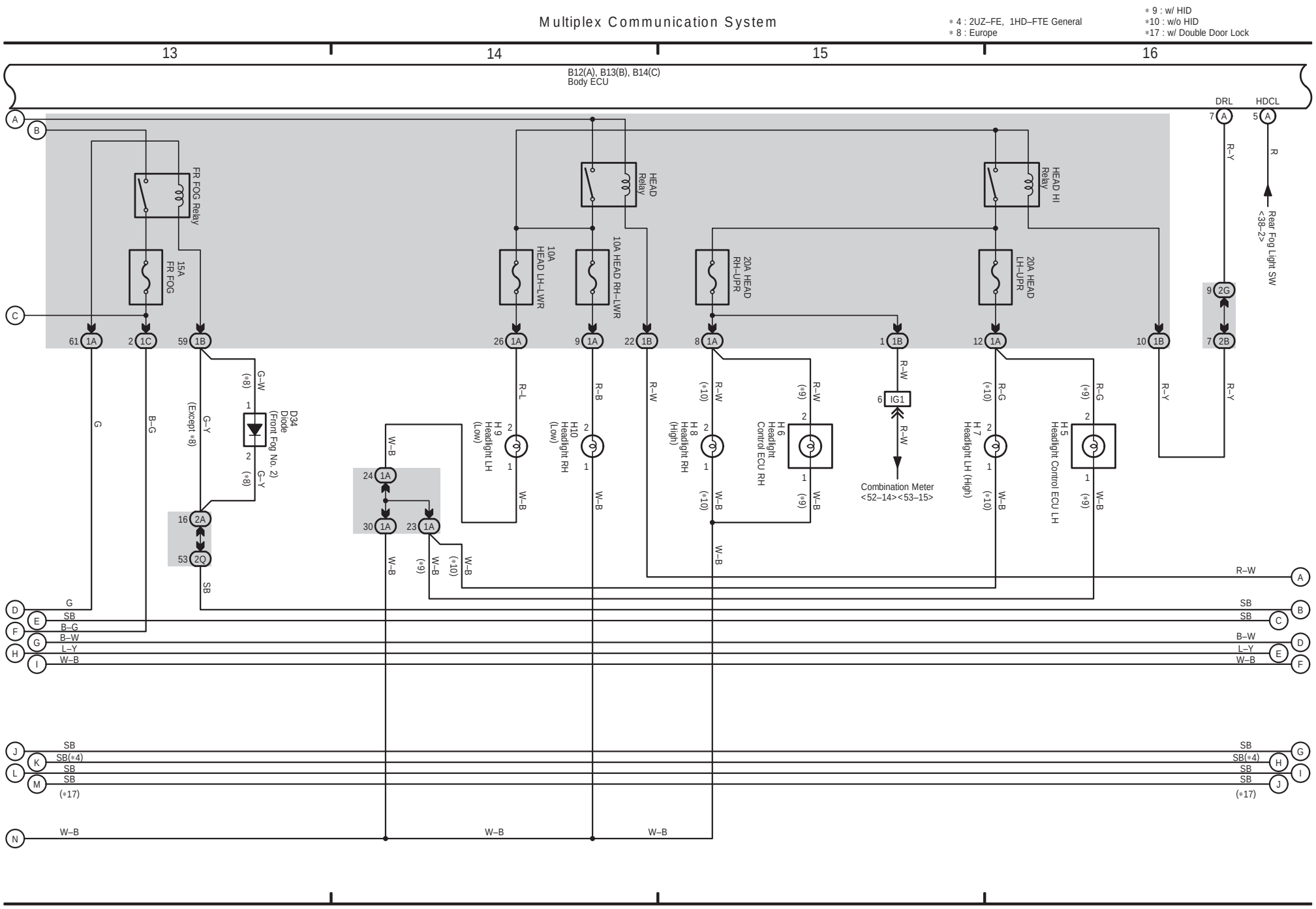
Multiplex Communication System
∗ 4 : 2UZ–FE, 1HD–FTE General
∗ 8 : Europe
∗ 9 : w/ HID
∗10 : w/o HID
∗17 : w/ Double Door Lock
13
14
15
16
B12(A), B13(B), B14(C)
Body ECU
DRL
HDCL
FR FOG Relay
HEAD Relay
HEAD HI Relay
15A FR FOG
10A HEAD LH–LWR
10A HEAD RH–LWR
20A HEAD RH–UPR
20A HEAD LH–UPR
Rear Fog Light SW <38–2>
D34 Diode (Front Fog No. 2)
H 9 Headlight LH (Low)
H10 Headlight RH (Low)
H 8 Headlight RH (High)
H 6 Headlight Control ECU RH
Combination Meter <52–14><53–15>
H 7 Headlight LH (High)
H 5 Headlight Control ECU LH
IG1
61 1A
2 1C
59 1B
26 1A
9 1A
22 1B
8 1A
1 1B
12 1A
10 1B
7 2B
9 2G
7 A
5 A
16 2A
53 2Q
24 1A
30 1A
23 1A
6
G
B–G
G–W
G–Y
(∗8)
(Except ∗8)
SB
W–B
R–L
R–B
R–W
R–G
R–Y
R
(∗9)
(∗10)
A
B
C
D
E
F
G
H
I
J
K
L
M
N
SB(∗4)
B–W
L–Y
(∗17)

1 LAND CRUISER (LHD) (Cont' d)

Multiplex Communication System

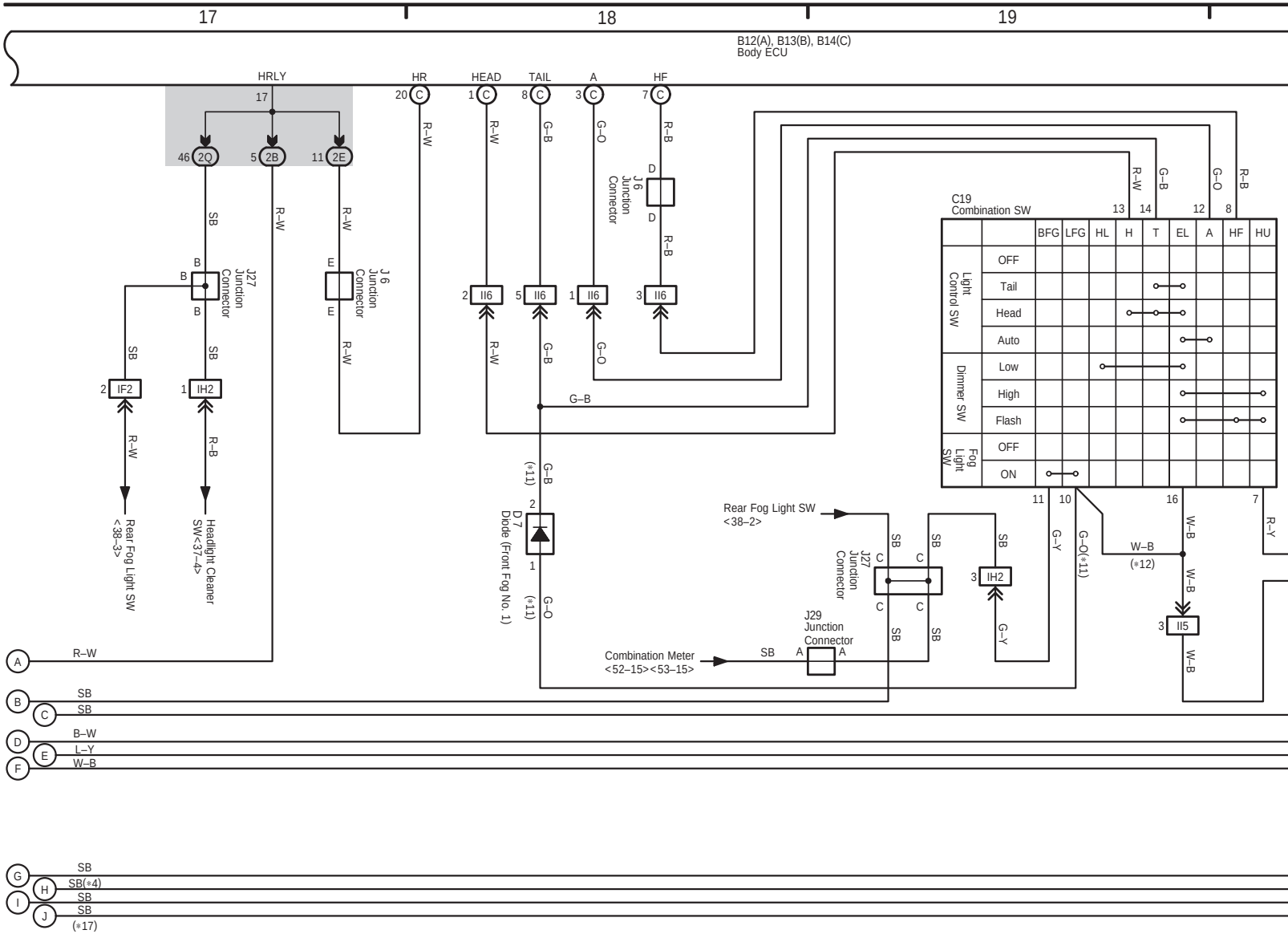
17
18
19
B12(A), B13(B), B14(C)
Body ECU
HRLY
17
46 2Q
5 2B
11 2E
HR
20 C
HEAD
1 C
TAIL
8 C
A
3 C
HF
7 C
SB
R–W
R–W
R–W
R–W
G–B
G–O
R–B
J27
Junction
Connector
B
B
B
J 6
Junction
Connector
E
E
J 6
Junction
Connector
D
D
R–B
2 II6
5 II6
1 II6
3 II6
R–W
G–B
G–O
G–B
2 IF2
1 IH2
R–W
R–B
Rear Fog Light SW
<38–3>
Headlight Cleaner
SW<37–4>
(∗11)
G–B
2
D 7
Diode (Front Fog No. 1)
1
(∗11)
G–O
C19
Combination SW
13
14
12
8
R–W
G–B
G–O
R–B
Light Control SW
Dimmer SW
Fog Light SW
11
10
16
7
G–Y
G–O(∗11)
W–B
(∗12)
W–B
W–B
3 II5
W–B
R–Y
Rear Fog Light SW
<38–2>
SB
SB
C
C
J27
Junction
Connector
C
C
SB
SB
SB
3 IH2
G–Y
J29
Junction
Connector
A
A
Combination Meter
<52–15><53–15>
SB
A
R–W
B
SB
C
SB
D
B–W
E
L–Y
F
W–B
G
SB
H
SB(∗4)
I
SB
J
SB
(∗17)

		BFG	LFG	HL	H	T	EL	A	HF	HU
Light Control SW	OFF									
	Tail					○	○			
	Head				○	○	○			
	Auto						○	○		
Dimmer SW	Low			○			○			
	High						○			○
	Flash						○		○	○
Fog Light SW	OFF									
	ON	○	○							

(Cont. next page)

∗ 4 : 2UZ–FE, 1HD–FTE General
∗11 : w/ Daytime Running Light
∗12 : w/o Daytime Running Light
∗13 : Automatic A/C
∗17 : w/ Double Door Lock

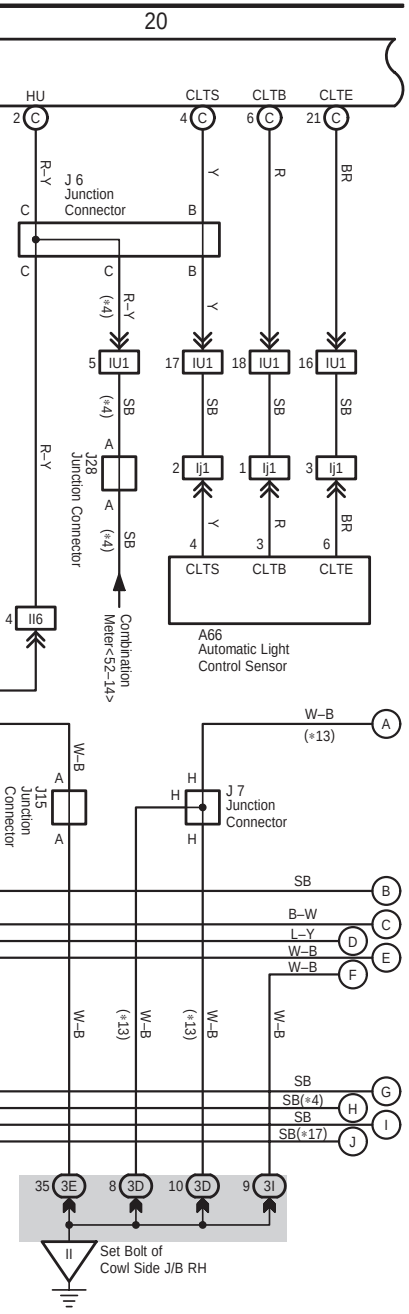
20
HU
CLTS
CLTB
CLTE
J 6 Junction Connector
R–Y
Y
R
BR
IU1
Ij1
J28 Junction Connector
Combination Meter<52–14>
A66 Automatic Light Control Sensor
II6
J15 Junction Connector
J 7 Junction Connector
W–B
SB
B–W
L–Y
SB(∗4)
SB(∗17)
(∗13)
3E
3D
3I
II
Set Bolt of Cowl Side J/B RH

1 LAND CRUISER (LHD) (Cont' d)

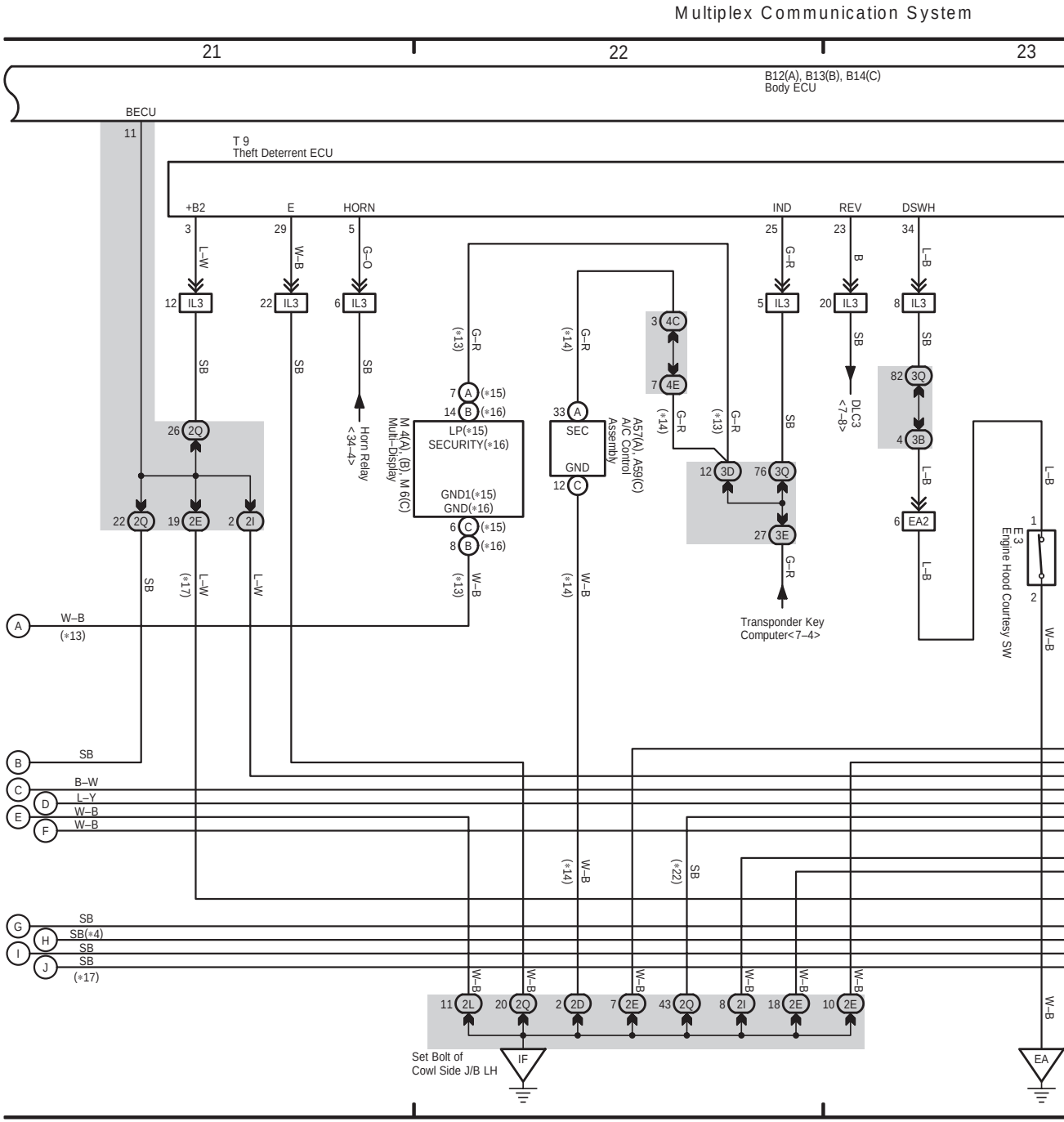
Multiplex Communication System
21
22
23
B12(A), B13(B), B14(C) Body ECU
BECU
T 9 Theft Deterrent ECU
+B2
E
HORN
IND
REV
DSWH
IL3
L–W
W–B
G–O
G–R
B
L–B
SB
Horn Relay <34–4>
DLC3 <7–8>
M 4(A), (B), M 6(C) Multi–Display
LP(∗15)
SECURITY(∗16)
GND1(∗15)
GND(∗16)
A57(A), A59(C) A/C Control Assembly
SEC
GND
(∗13)
(∗14)
(∗15)
(∗16)
(∗17)
(∗22)
4C
4E
3D
3Q
3E
3B
2Q
2E
2I
2L
2D
EA2
Transponder Key Computer<7–4>
E 3 Engine Hood Courtesy SW
IF
Set Bolt of Cowl Side J/B LH
EA

(Cont. next page)

∗ 4 : 2UZ–FE, 1HD–FTE General
∗13 : Automatic A/C
∗14 : Except ∗13

∗15 : w/ Navigation System
∗16 : w/o Navigation System
∗17 : w/ Double Door Lock
∗22 : w/o Power Window

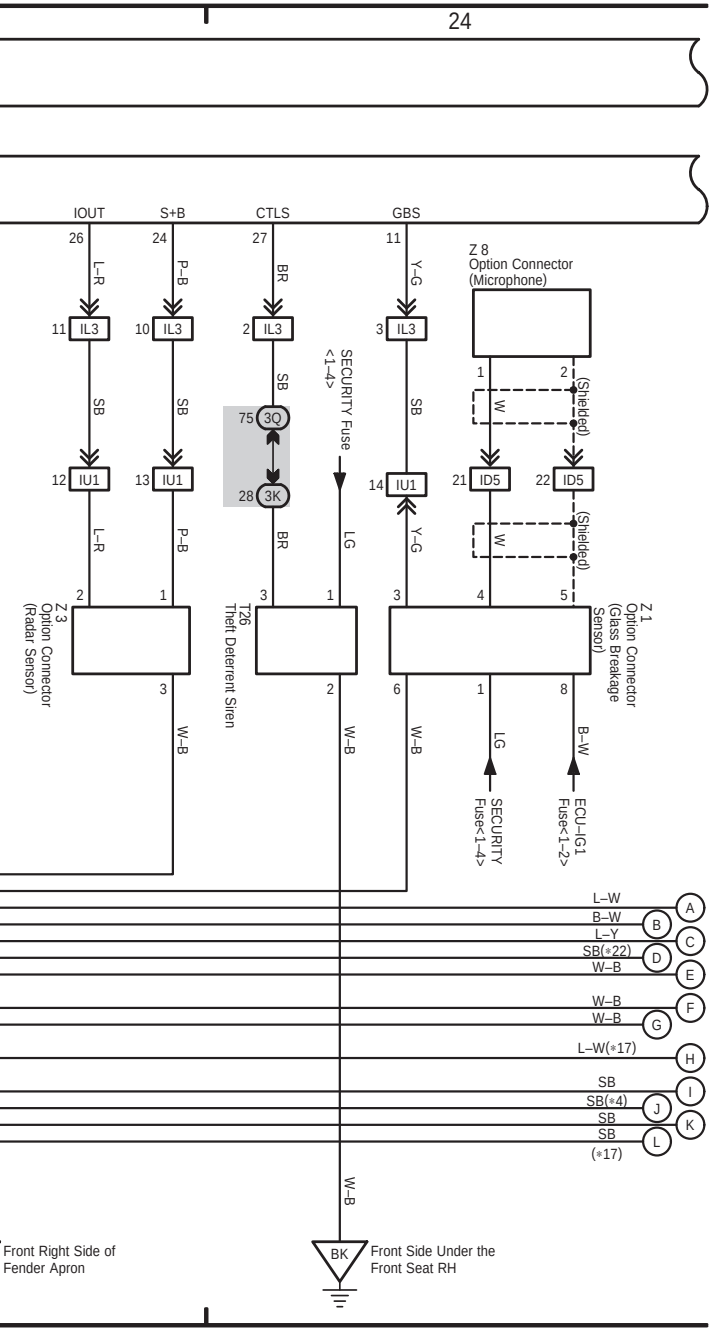
24
IOUT
S+B
CTLS
GBS
26
24
27
11
L–R
P–B
BR
Y–G
11 IL3
10 IL3
2 IL3
3 IL3
SB
SB
SB
SB
75 3Q
28 3K
SECURITY Fuse <1–4>
Z 8
Option Connector (Microphone)
1
2
W
(Shielded)
12 IU1
13 IU1
14 IU1
21 ID5
22 ID5
L–R
P–B
BR
LG
Y–G
W
(Shielded)
2
1
3
1
3
4
5
Z 3
Option Connector (Radar Sensor)
T26
Theft Deterrent Siren
Z 1
Option Connector (Glass Breakage Sensor)
3
2
6
1
8
W–B
W–B
W–B
LG
B–W
SECURITY Fuse<1–4>
ECU–IG1 Fuse<1–2>
L–W
A
B–W
B
L–Y
C
SB(∗22)
D
W–B
E
W–B
F
W–B
G
L–W(∗17)
H
SB
I
SB(∗4)
J
SB
K
SB
L
(∗17)
W–B
Front Right Side of Fender Apron
BK
Front Side Under the Front Seat RH

1 LAND CRUISER (LHD) (Cont' d)

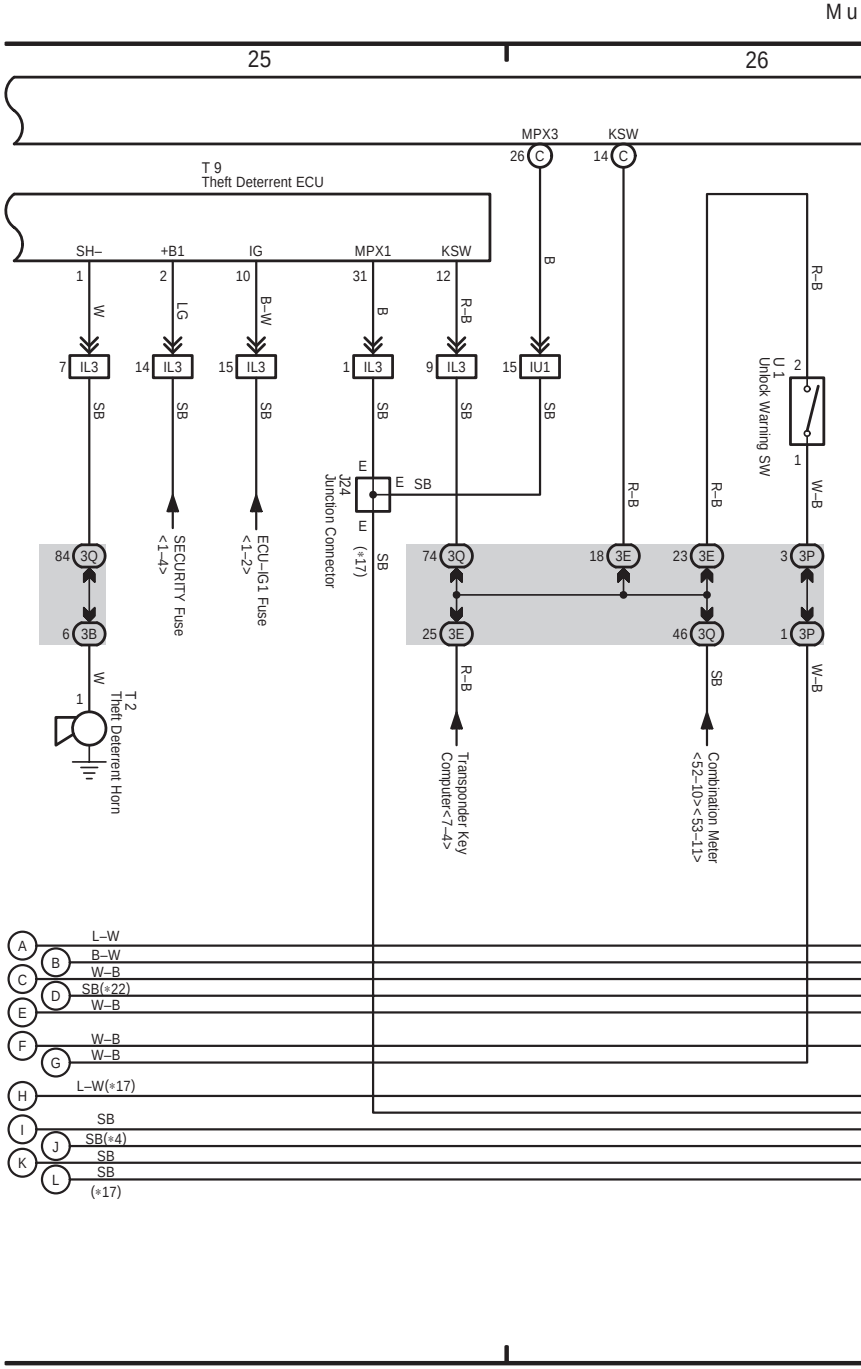
M u
25
26
MPX3
KSW
26 C
14 C
T 9
Theft Deterrent ECU
SH–
+B1
IG
MPX1
KSW
1
2
10
31
12
W
LG
B–W
B
R–B
B
R–B
7 IL3
14 IL3
15 IL3
1 IL3
9 IL3
15 IU1
SB
SB
SB
SB
SB
SB
U 1
Unlock Warning SW
2
1
E
J24
Junction Connector
E
E
SB
(∗17)
SECURITY Fuse <1–4>
ECU–IG1 Fuse <1–2>
R–B
R–B
W–B
SB
84 3Q
6 3B
74 3Q
25 3E
18 3E
23 3E
46 3Q
3 3P
1 3P
W
1
T 2
Theft Deterrent Horn
R–B
SB
W–B
Transponder Key Computer<7–4>
Combination Meter <52–10><53–11>
A
L–W
B
B–W
C
W–B
D
SB(∗22)
E
W–B
F
W–B
G
W–B
H
L–W(∗17)
I
SB
J
SB(∗4)
K
SB
L
SB
(∗17)

(Cont. next page)

ltiplex Communication System

∗ 4 : 2UZ–FE, 1HD–FTE General
∗17 : w/ Double Door Lock
∗22 : w/o Power Window

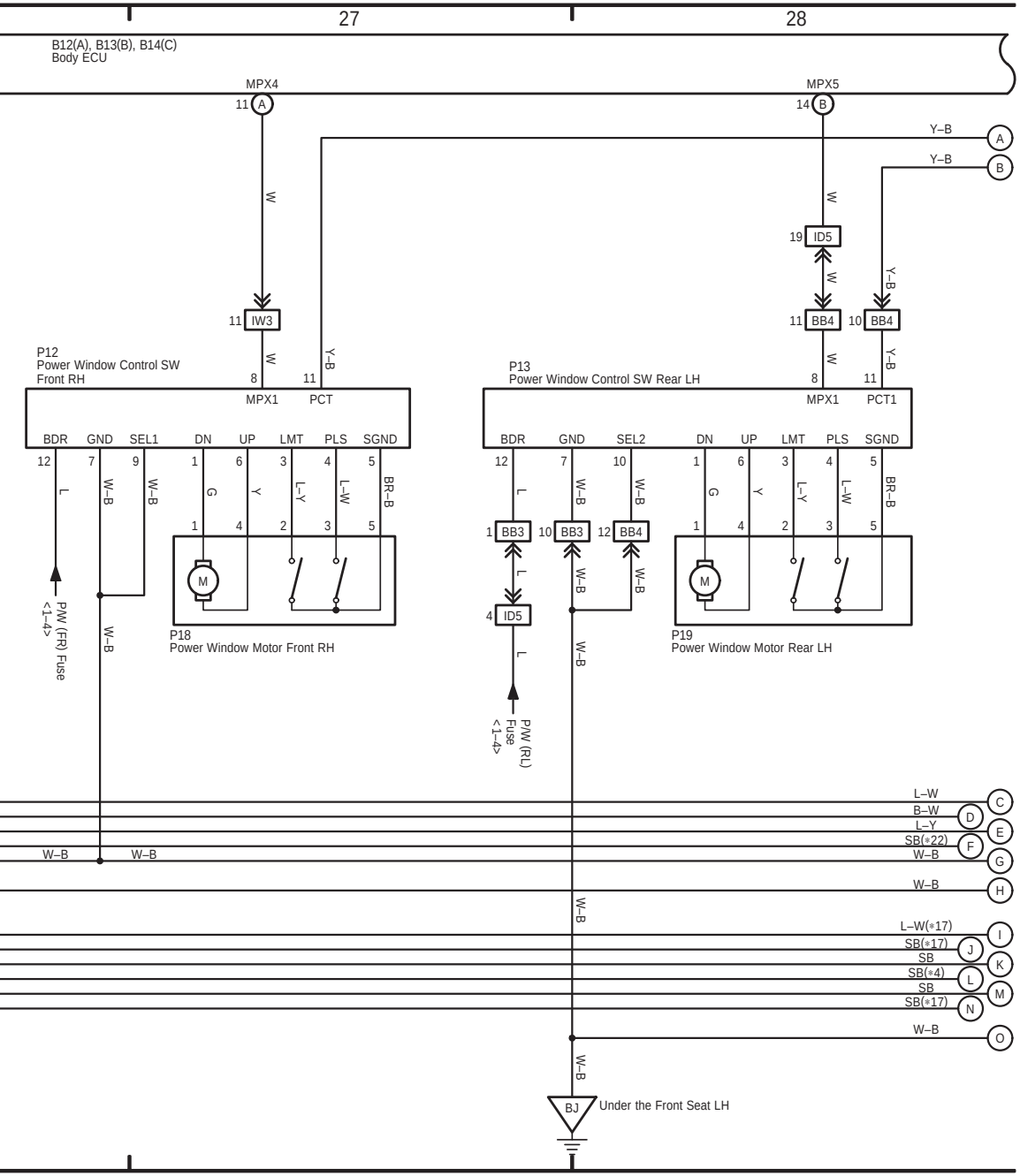
27
28
B12(A), B13(B), B14(C)
Body ECU
MPX4
11 A
MPX5
14 B
Y–B
A
Y–B
B
W
W
19 ID5
W
Y–B
11 IW3
11 BB4
10 BB4
P12
Power Window Control SW
Front RH
8
11
W
Y–B
MPX1
PCT
P13
Power Window Control SW Rear LH
8
11
W
Y–B
MPX1
PCT1
BDR
GND
SEL1
DN
UP
LMT
PLS
SGND
12
7
9
1
6
3
4
5
L
W–B
W–B
G
Y
L–Y
L–W
BR–B
1
4
2
3
5
M
P18
Power Window Motor Front RH
P/W (FR) Fuse
<1–4>
W–B
BDR
GND
SEL2
DN
UP
LMT
PLS
SGND
12
7
10
1
6
3
4
5
L
W–B
W–B
G
Y
L–Y
L–W
BR–B
1 BB3
10 BB3
12 BB4
L
W–B
W–B
4 ID5
L
P/W (RL)
Fuse
<1–4>
1
4
2
3
5
M
P19
Power Window Motor Rear LH
W–B
L–W
C
B–W
D
L–Y
E
SB(∗22)
F
W–B
W–B
W–B
G
W–B
H
W–B
L–W(∗17)
I
SB(∗17)
J
SB
K
SB(∗4)
L
SB
M
SB(∗17)
N
W–B
O
W–B
BJ
Under the Front Seat LH

1 LAND CRUISER (LHD) (Cont' d)

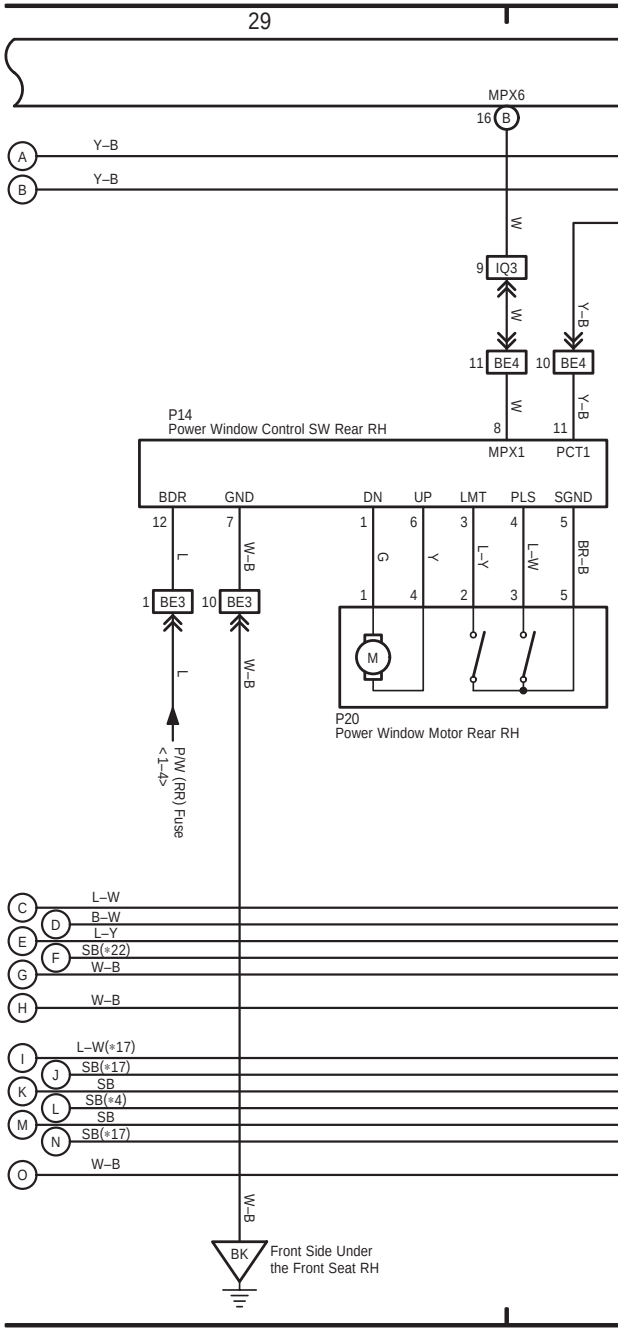
29
MPX6
16 B
A
Y–B
B
Y–B
W
9 IQ3
W
Y–B
11 BE4
10 BE4
W
Y–B
P14
Power Window Control SW Rear RH
8
11
MPX1
PCT1
BDR
GND
DN
UP
LMT
PLS
SGND
12
7
1
6
3
4
5
L
W–B
G
Y
L–Y
L–W
BR–B
1 BE3
10 BE3
1
4
2
3
5
M
P20
Power Window Motor Rear RH
L
W–B
P/W (RR) Fuse
<1–4>
C
L–W
D
B–W
E
L–Y
F
SB(∗22)
G
W–B
H
W–B
I
L–W(∗17)
J
SB(∗17)
K
SB
L
SB(∗4)
M
SB
N
SB(∗17)
O
W–B
W–B
BK
Front Side Under
the Front Seat RH

(Cont. next page)

Multiplex Communication System

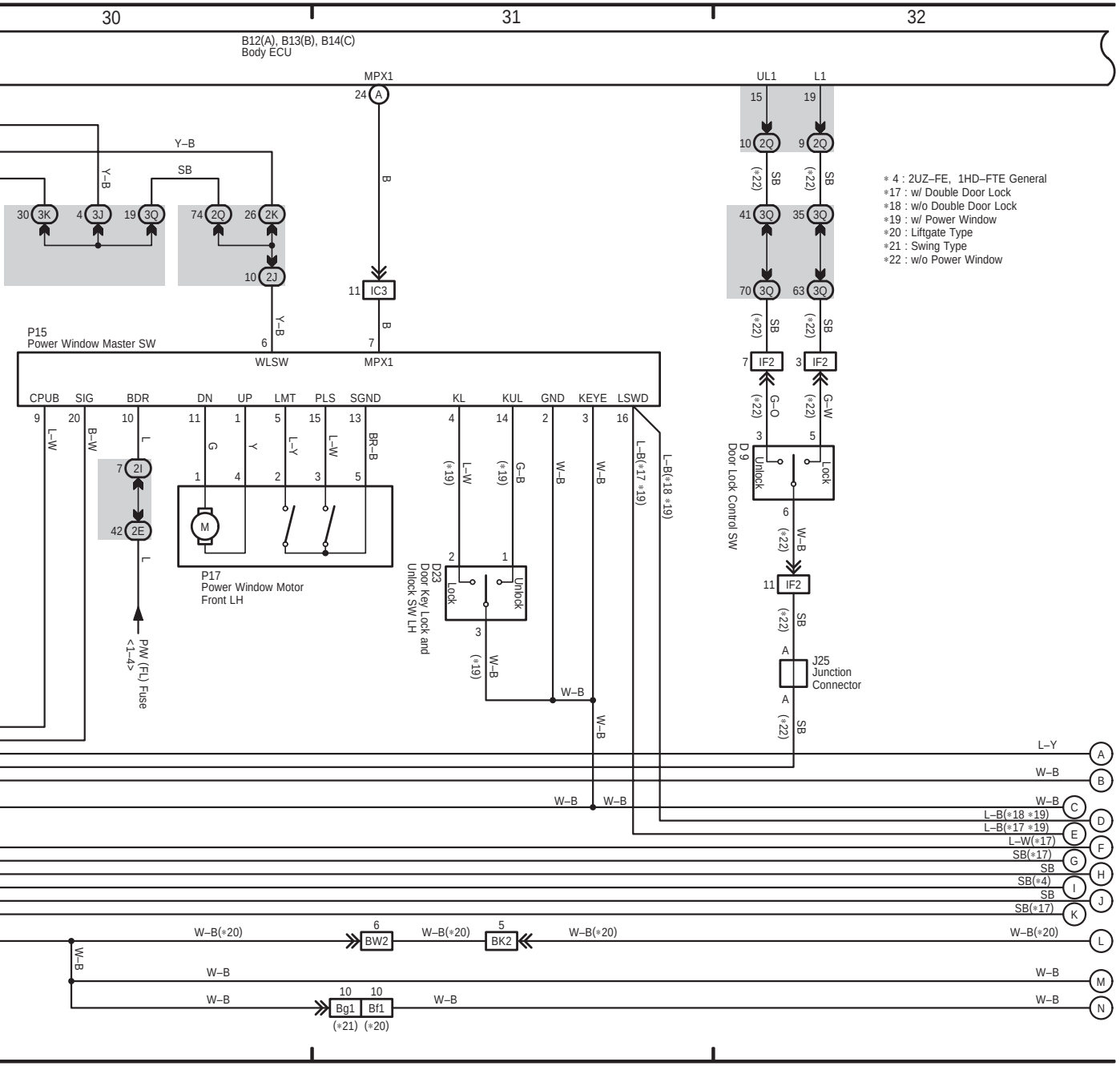
30
31
32
B12(A), B13(B), B14(C)
Body ECU
MPX1
UL1
L1
P15
Power Window Master SW
WLSW
MPX1
CPUB
SIG
BDR
DN
UP
LMT
PLS
SGND
KL
KUL
GND
KEYE
LSWD
P17
Power Window Motor
Front LH
D23
Door Key Lock and
Unlock SW LH
Lock
Unlock
D 9
Door Lock Control SW
J25
Junction
Connector
P/W (FL) Fuse
<1–4>
IC3
IF2
BW2
BK2
Bg1
Bf1
L–Y
W–B
L–B(*18 *19)
L–B(*17 *19)
L–W(*17)
SB(*17)
SB
SB(*4)
W–B(*20)
(*21)
(*20)

∗ 4 : 2UZ–FE, 1HD–FTE General
∗17 : w/ Double Door Lock
∗18 : w/o Double Door Lock
∗19 : w/ Power Window
∗20 : Liftgate Type
∗21 : Swing Type
∗22 : w/o Power Window

H

1 LAND CRUISER (LHD) (Cont' d)

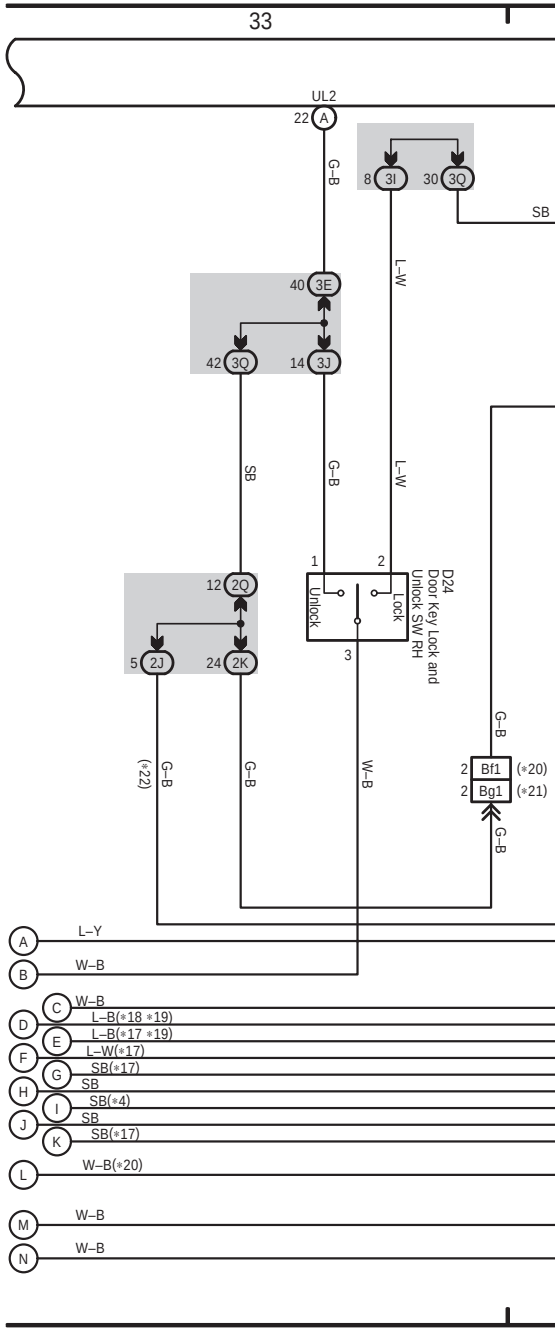
33
UL2
D24
Door Key Lock and
Unlock SW RH
Unlock
Lock
Bf1
Bg1
(*20)
(*21)
G–B
L–W
SB
W–B
L–Y
L–B(*18 *19)
L–B(*17 *19)
L–W(*17)
SB(*17)
SB(*4)
W–B(*20)

(Cont. next page)

Multiplex Communication System

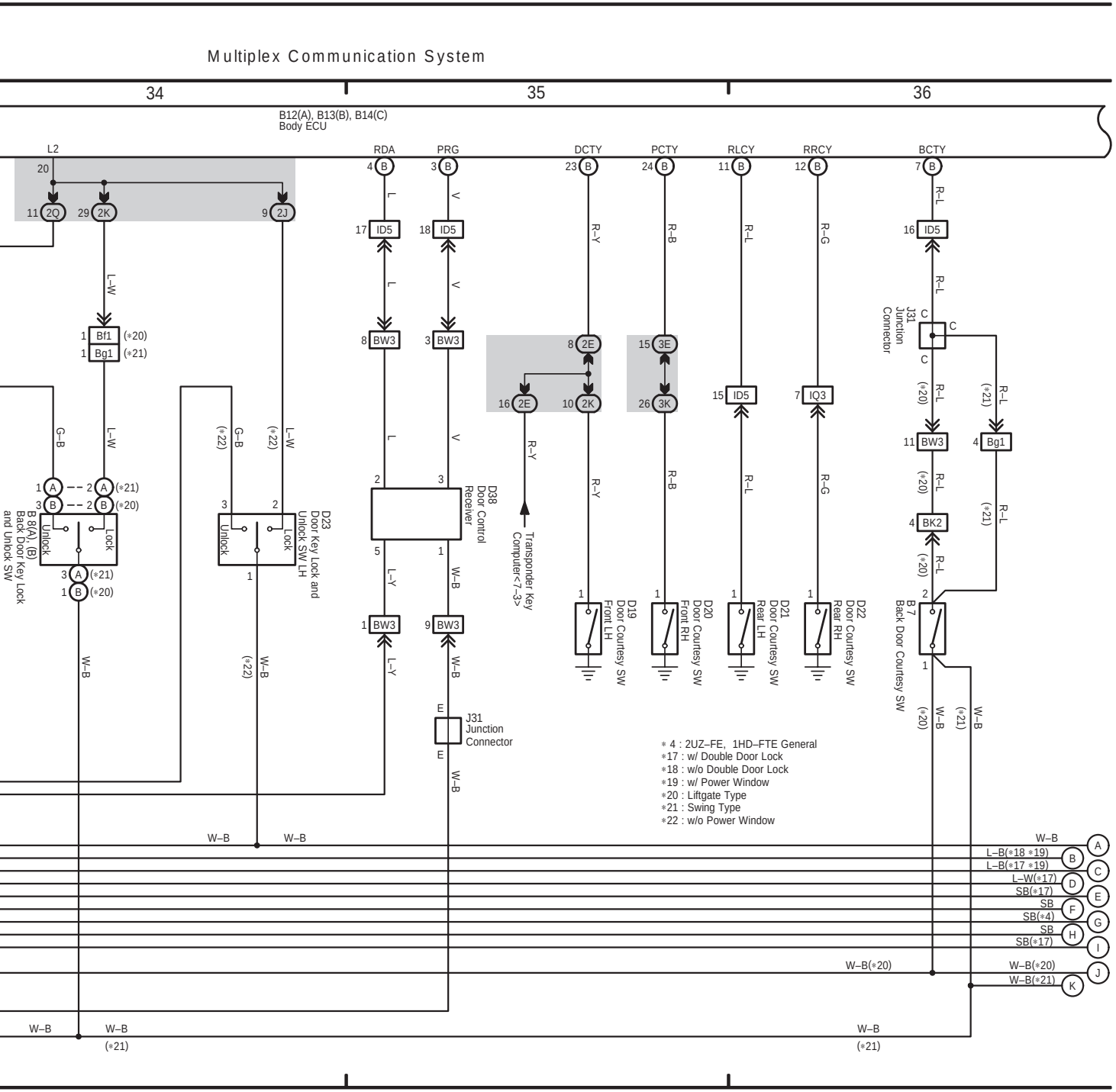
34
35
36
B12(A), B13(B), B14(C)
Body ECU
L2
RDA
PRG
DCTY
PCTY
RLCY
RRCY
BCTY
2Q
2K
2J
ID5
BW3
Bf1 (*20)
Bg1 (*21)
2E
3E
3K
IQ3
J31
Junction
Connector
BK2
Bg1
B 8(A), (B)
Back Door Key Lock
and Unlock SW
Unlock
Lock
D23
Door Key Lock and
Unlock SW LH
D38
Door Control
Receiver
Transponder Key
Computer<7–3>
D19
Door Courtesy SW
Front LH
D20
Door Courtesy SW
Front RH
D21
Door Courtesy SW
Rear LH
D22
Door Courtesy SW
Rear RH
B 7
Back Door Courtesy SW
L–W
G–B
R–Y
R–B
R–L
R–G
L–Y
W–B
W–B(*20)
W–B(*21)
L–B(*18 *19)
L–B(*17 *19)
L–W(*17)
SB(*17)
SB
SB(*4)
A
B
C
D
E
F
G
H
I
J
K

*4 : 2UZ–FE, 1HD–FTE General
*17 : w/ Double Door Lock
*18 : w/o Double Door Lock
*19 : w/ Power Window
*20 : Liftgate Type
*21 : Swing Type
*22 : w/o Power Window

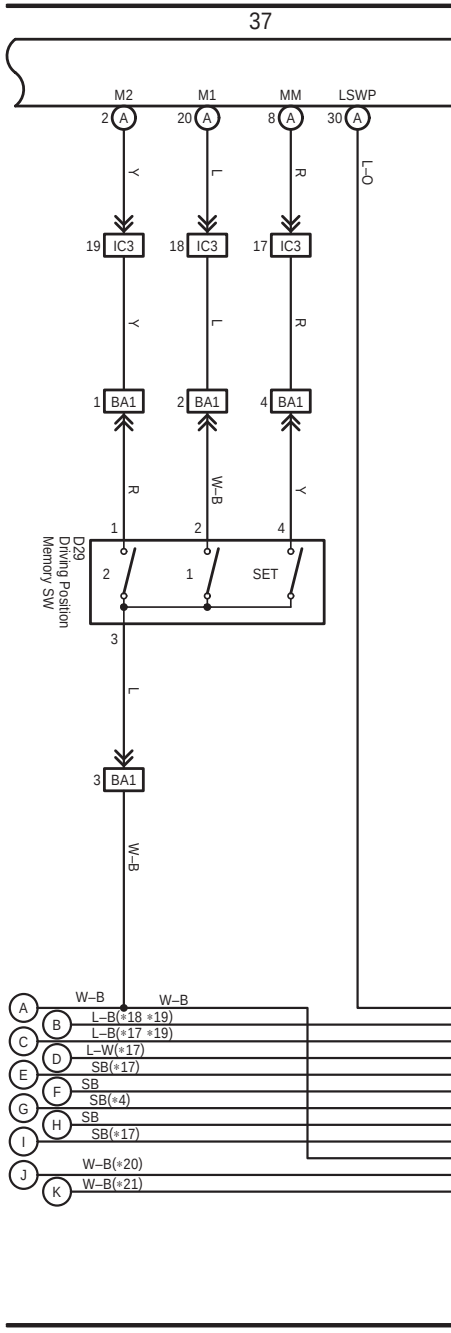
37
M2
M1
MM
LSWP
IC3
BA1
D29
Driving Position
Memory SW
SET
Y
L
R
L–O
W–B
W–B(*20)
W–B(*21)
L–B(*18 *19)
L–B(*17 *19)
L–W(*17)
SB(*17)
SB
SB(*4)
A
B
C
D
E
F
G
H
I
J
K

(Cont. next page)

Multiplex Communication System

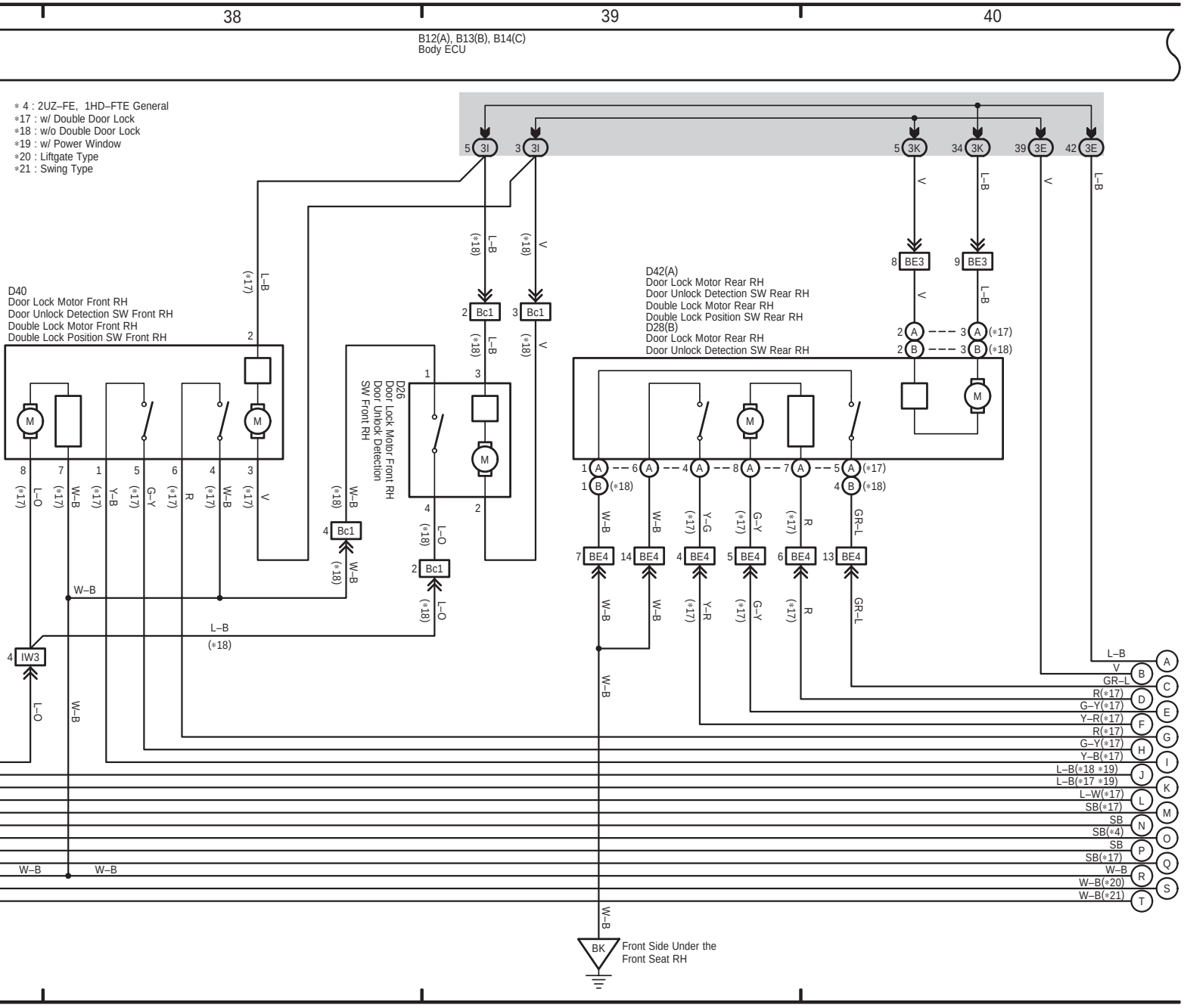
38
39
40
B12(A), B13(B), B14(C)
Body ECU
∗ 4 : 2UZ–FE, 1HD–FTE General
∗17 : w/ Double Door Lock
∗18 : w/o Double Door Lock
∗19 : w/ Power Window
∗20 : Liftgate Type
∗21 : Swing Type
5 3I
3 3I
5 3K
34 3K
39 3E
42 3E
D40
Door Lock Motor Front RH
Door Unlock Detection SW Front RH
Double Lock Motor Front RH
Double Lock Position SW Front RH
D26
Door Lock Motor Front RH
Door Unlock Detection SW Front RH
D42(A)
Door Lock Motor Rear RH
Door Unlock Detection SW Rear RH
Double Lock Motor Rear RH
Double Lock Position SW Rear RH
D28(B)
Door Lock Motor Rear RH
Door Unlock Detection SW Rear RH
2 Bc1
3 Bc1
4 Bc1
2 Bc1
8 BE3
9 BE3
7 BE4
14 BE4
4 BE4
5 BE4
6 BE4
13 BE4
4 IW3
L–B
V
W–B
L–O
Y–B
G–Y
R
Y–G
Y–R
GR–L
(∗17)
(∗18)
M
BK
Front Side Under the Front Seat RH
L–B A
V B
GR–L C
R(∗17) D
G–Y(∗17) E
Y–R(∗17) F
R(∗17) G
G–Y(∗17) H
Y–B(∗17) I
L–B(∗18 ∗19) J
L–B(∗17 ∗19) K
L–W(∗17) L
SB(∗17) M
SB N
SB(∗4) O
SB P
SB(∗17) Q
W–B R
W–B(∗20) S
W–B(∗21) T

(Cont. next page)

Multiplex Communication System

∗ 4 : 2UZ–FE, 1HD–FTE General
∗17 : w/ Double Door Lock
∗18 : w/o Double Door Lock
∗19 : w/ Power Window
∗20 : Liftgate Type
∗21 : Swing Type
∗22 : w/o Power Window

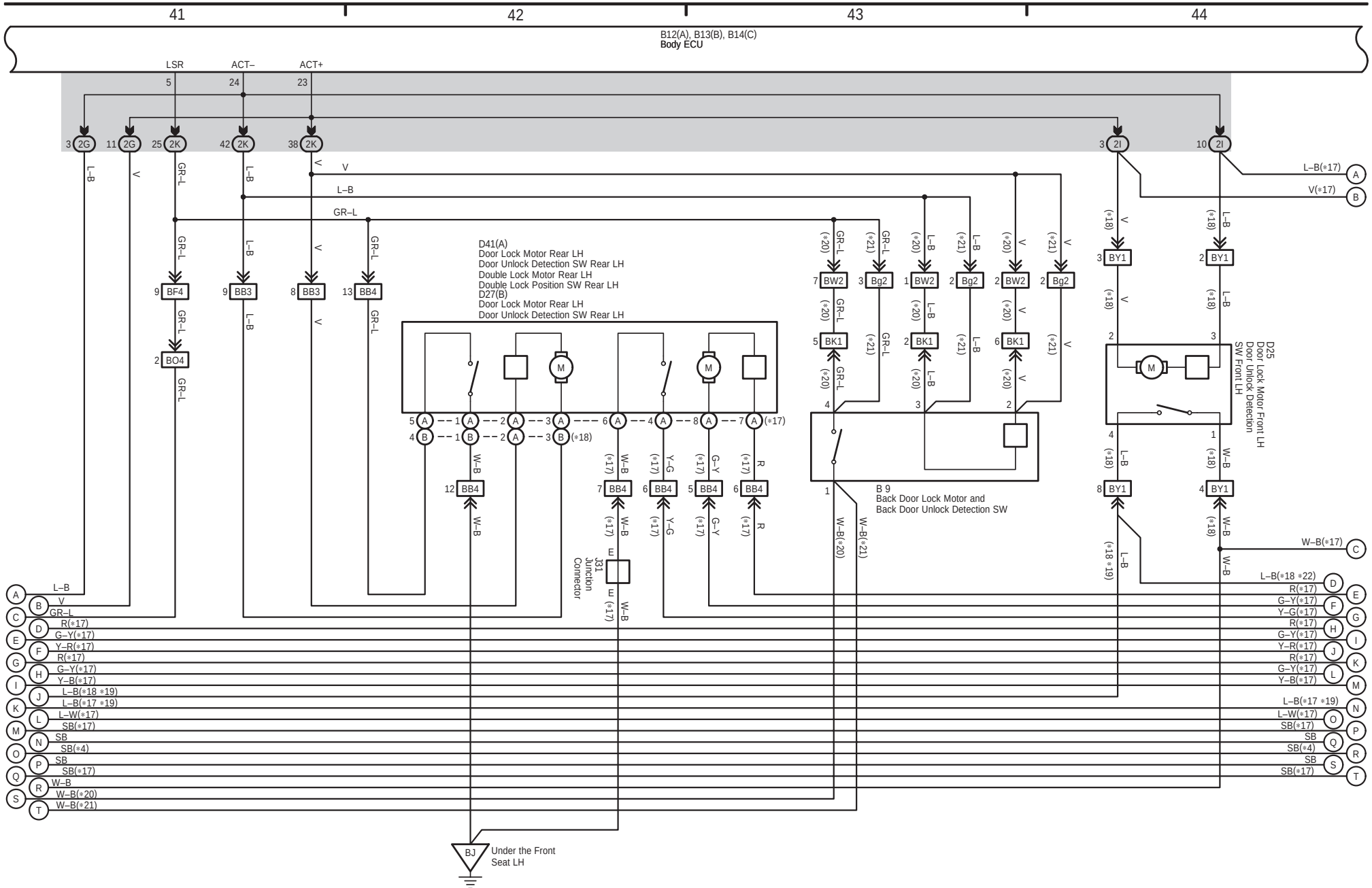
41
42
43
44
B12(A), B13(B), B14(C)
Body ECU
LSR
ACT–
ACT+
5
24
23
3 2G
11 2G
25 2K
42 2K
38 2K
3 2I
10 2I
L–B
V
GR–L
L–B(∗17)
V(∗17)
9 BF4
9 BB3
8 BB3
13 BB4
2 BO4
D41(A)
Door Lock Motor Rear LH
Door Unlock Detection SW Rear LH
Double Lock Motor Rear LH
Double Lock Position SW Rear LH
D27(B)
Door Lock Motor Rear LH
Door Unlock Detection SW Rear LH
M
(∗17)
(∗18)
12 BB4
7 BB4
6 BB4
5 BB4
6 BB4
W–B
Y–G
G–Y
R
J31
Junction
Connector
E
7 BW2
3 Bg2
1 BW2
2 Bg2
2 BW2
2 Bg2
5 BK1
2 BK1
6 BK1
(∗20)
(∗21)
B 9
Back Door Lock Motor and
Back Door Unlock Detection SW
W–B(∗20)
W–B(∗21)
3 BY1
2 BY1
8 BY1
4 BY1
(∗18)
(∗18 ∗19)
D25
Door Lock Motor Front LH
Door Unlock Detection
SW Front LH
W–B(∗17)
L–B(∗18 ∗22)
R(∗17)
G–Y(∗17)
Y–G(∗17)
Y–R(∗17)
Y–B(∗17)
L–B(∗18 ∗19)
L–B(∗17 ∗19)
L–W(∗17)
SB(∗17)
SB
SB(∗4)
W–B
A
B
C
D
E
F
G
H
I
J
K
L
M
N
O
P
Q
R
S
T
BJ
Under the Front
Seat LH

＊ 4 : 2UZ–FE, 1HD–FTE General
＊17 : w/ Double Door Lock
＊18 : w/o Double Door Lock
＊19 : w/ Power Window
＊22 : w/o Power Window

Multiplex Communication System

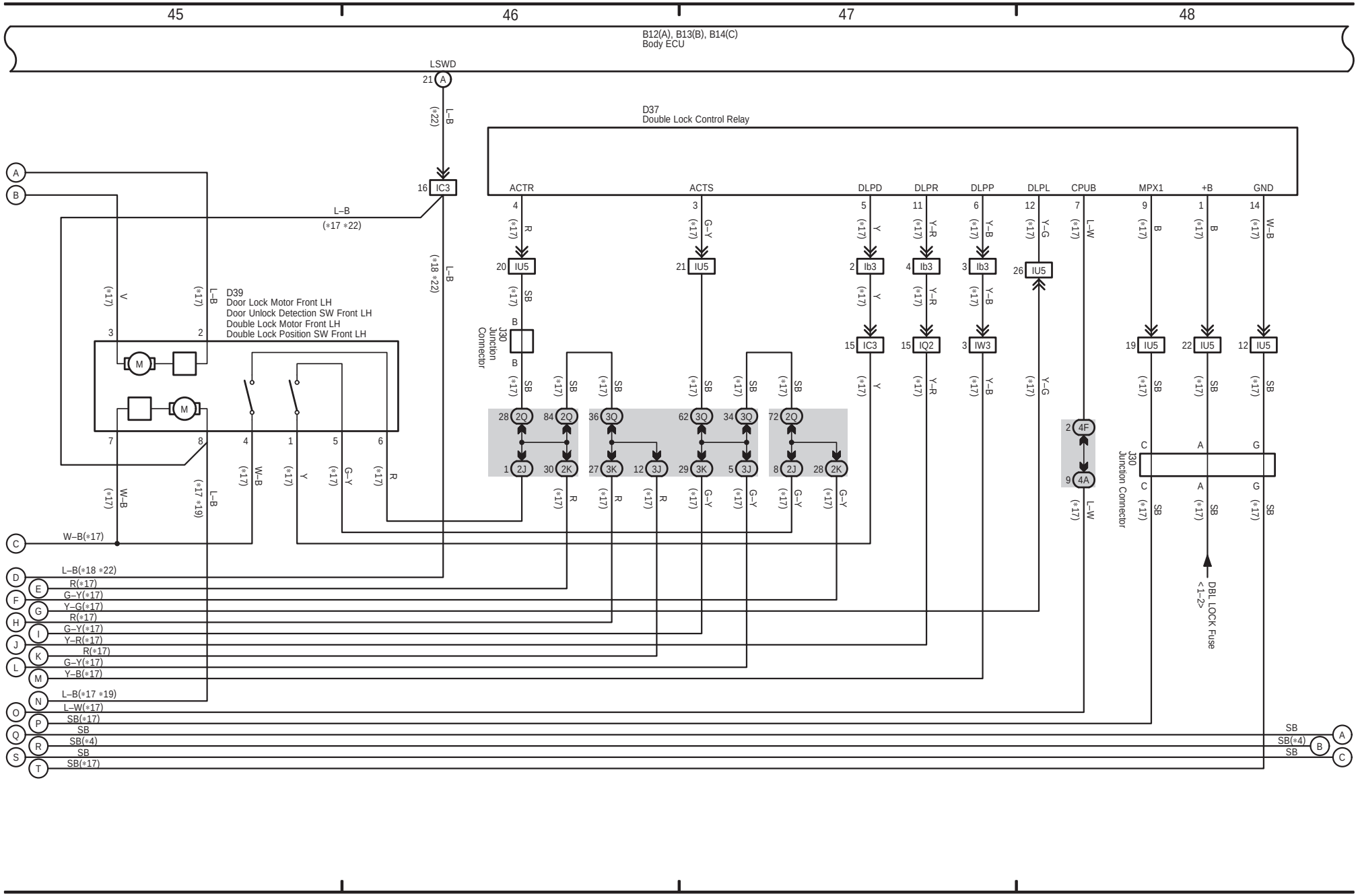
45
46
47
48
B12(A), B13(B), B14(C)
Body ECU
LSWD
21 A
L–B (＊22)
16 IC3
L–B (＊18 ＊22)
L–B (＊17 ＊22)
D37
Double Lock Control Relay
ACTR
ACTS
DLPD
DLPR
DLPP
DLPL
CPUB
MPX1
+B
GND
4 R (＊17)
3 G–Y (＊17)
5 Y (＊17)
11 Y–R (＊17)
6 Y–B (＊17)
12 Y–G (＊17)
7 L–W (＊17)
9 B (＊17)
1 B (＊17)
14 W–B (＊17)
20 IU5
21 IU5
2 Ib3
4 Ib3
3 Ib3
26 IU5
15 IC3
15 IQ2
3 IW3
19 IU5
22 IU5
12 IU5
J30
Junction Connector
D39
Door Lock Motor Front LH
Door Unlock Detection SW Front LH
Double Lock Motor Front LH
Double Lock Position SW Front LH
M
28 2Q
84 2Q
36 3Q
62 3Q
34 3Q
72 2Q
1 2J
30 2K
27 3K
12 3J
29 3K
5 3J
8 2J
28 2K
2 4F
9 4A
J30
Junction Connector
DBL LOCK Fuse
<1–2>
A
B
C
D
E
F
G
H
I
J
K
L
M
N
O
P
Q
R
S
T
W–B(＊17)
L–B(＊18 ＊22)
R(＊17)
G–Y(＊17)
Y–G(＊17)
R(＊17)
G–Y(＊17)
Y–R(＊17)
R(＊17)
G–Y(＊17)
Y–B(＊17)
L–B(＊17 ＊19)
L–W(＊17)
SB(＊17)
SB
SB(＊4)
SB
SB(＊17)
SB
SB(＊4)
SB

(Cont. next page)

Multiplex Communication System

∗ 1 : 2UZ–FE
∗ 4 : 2UZ–FE, 1HD–FTE General
∗ 8 : Europe
∗13 : Automatic A/C
∗15 : w/ Navigation System
∗23 : 1HD–FTE

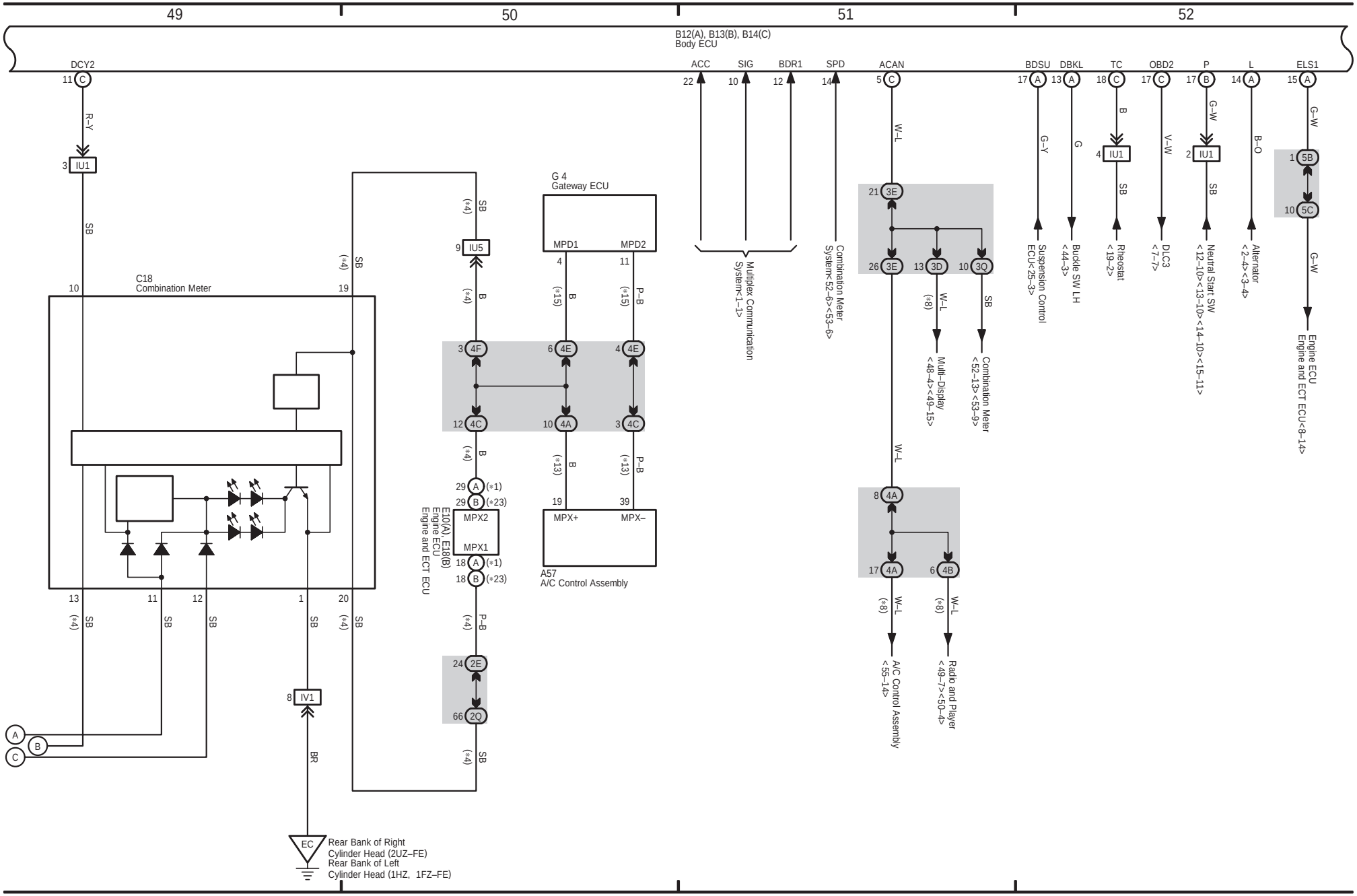
49
50
51
52
B12(A), B13(B), B14(C)
Body ECU
DCY2
ACC
SIG
BDR1
SPD
ACAN
BDSU
DBKL
TC
OBD2
P
L
ELS1
11 C
22
10
12
14
5 C
17 A
13 A
18 C
17 C
17 B
14 A
15 A
R–Y
3 IU1
SB
C18
Combination Meter
10
19
13
11
12
1
20
(∗4) SB
SB
SB
SB
(∗4) SB
8 IV1
BR
EC
Rear Bank of Right
Cylinder Head (2UZ–FE)
Rear Bank of Left
Cylinder Head (1HZ, 1FZ–FE)
A
B
C
(∗4) SB
9 IU5
(∗4) B
3 4F
12 4C
(∗4) B
29 A (∗1)
29 B (∗23)
MPX2
MPX1
18 A (∗1)
18 B (∗23)
E10(A), E18(B)
Engine ECU
Engine and ECT ECU
(∗4) P–B
24 2E
66 2Q
(∗4) SB
G 4
Gateway ECU
MPD1
MPD2
4
11
(∗15) B
(∗15) P–B
6 4E
4 4E
10 4A
3 4C
(∗13) B
(∗13) P–B
19
39
MPX+
MPX–
A57
A/C Control Assembly
Multiplex Communication
System<1–1>
Combination Meter
System<52–6><53–6>
W–L
21 3E
26 3E
13 3D
10 3Q
(∗8) W–L
SB
Multi–Display
<48–4><49–15>
Combination Meter
<52–13><53–9>
W–L
8 4A
17 4A
6 4B
(∗8) W–L
(∗8) W–L
A/C Control Assembly
<55–14>
Radio and Player
<49–7><50–4>
G–Y
Suspension Control
ECU<25–3>
G
Buckle SW LH
<44–3>
B
4 IU1
SB
Rheostat
<19–2>
V–W
DLC3
<7–7>
G–W
2 IU1
SB
Neutral Start SW
<12–10><13–10><14–10><15–11>
B–O
Alternator
<2–4><3–4>
G–W
1 5B
10 5C
G–W
Engine ECU
Engine and ECT ECU<8–14>

1 LAND CRUISER (LHD) (Cont' d)

Multiplex Communication System

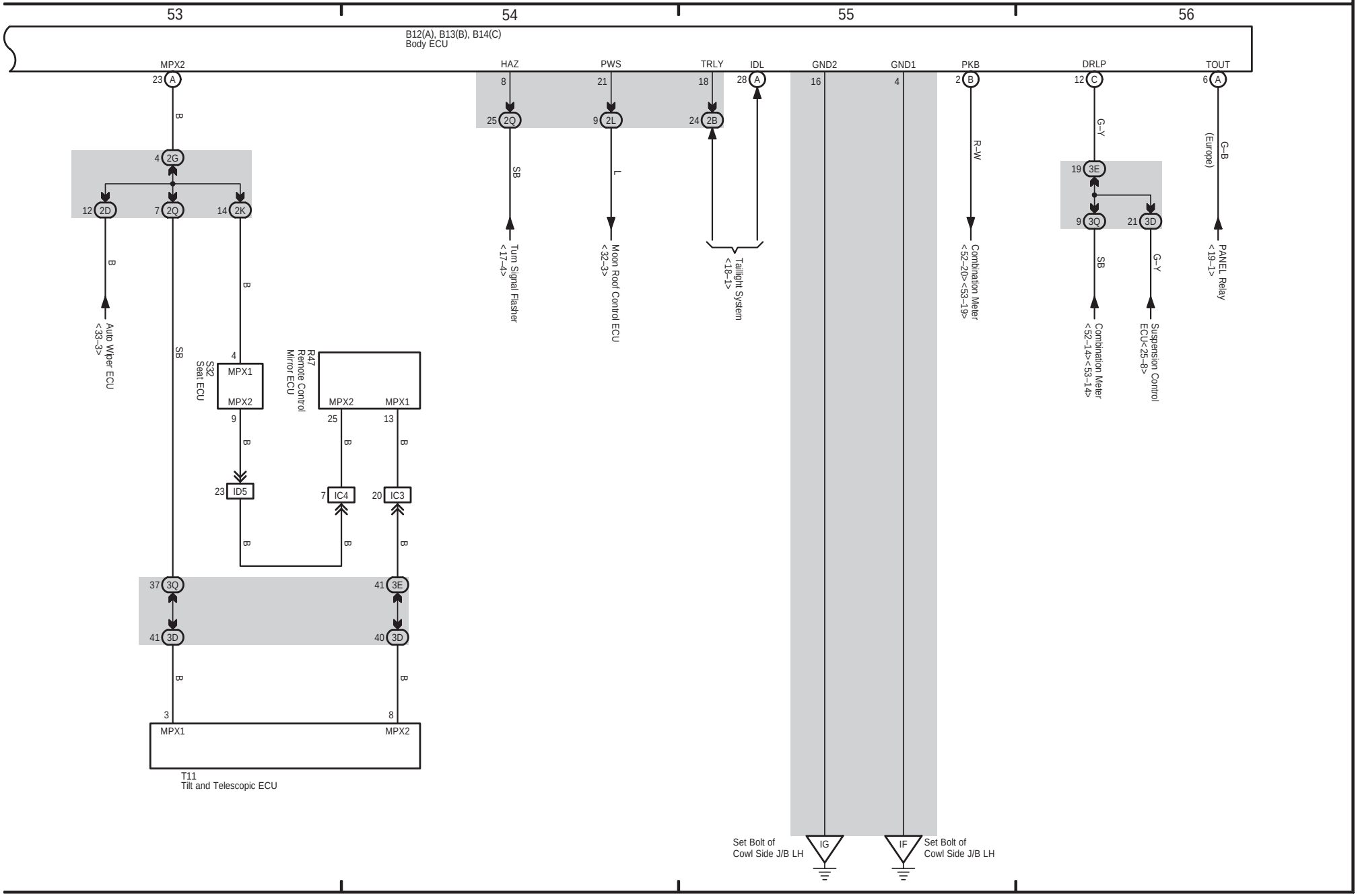
53
54
55
56
B12(A), B13(B), B14(C)
Body ECU
MPX2
HAZ
PWS
TRLY
IDL
GND2
GND1
PKB
DRLP
TOUT
23 A
8
21
18
28 A
16
4
2 B
12 C
6 A
B
25 2Q
9 2L
24 2B
SB
L
G–Y
R–W
G–B
(Europe)
4 2G
19 3E
12 2D
7 2Q
14 2K
9 3Q
21 3D
Turn Signal Flasher <17–4>
Moon Roof Control ECU <32–3>
Taillight System <18–1>
Combination Meter <52–20><53–19>
PANEL Relay <19–1>
Auto Wiper ECU <33–3>
Combination Meter <52–14><53–14>
Suspension Control ECU<25–8>
S32
Seat ECU
MPX1
MPX2
9
R47
Remote Control
Mirror ECU
25
13
23 ID5
7 IC4
20 IC3
37 3Q
41 3E
41 3D
40 3D
3
8
T11
Tilt and Telescopic ECU
Set Bolt of
Cowl Side J/B LH
IG
IF
Set Bolt of
Cowl Side J/B LH