1 LAND CRUISER (LHD)

(Cont. next page)

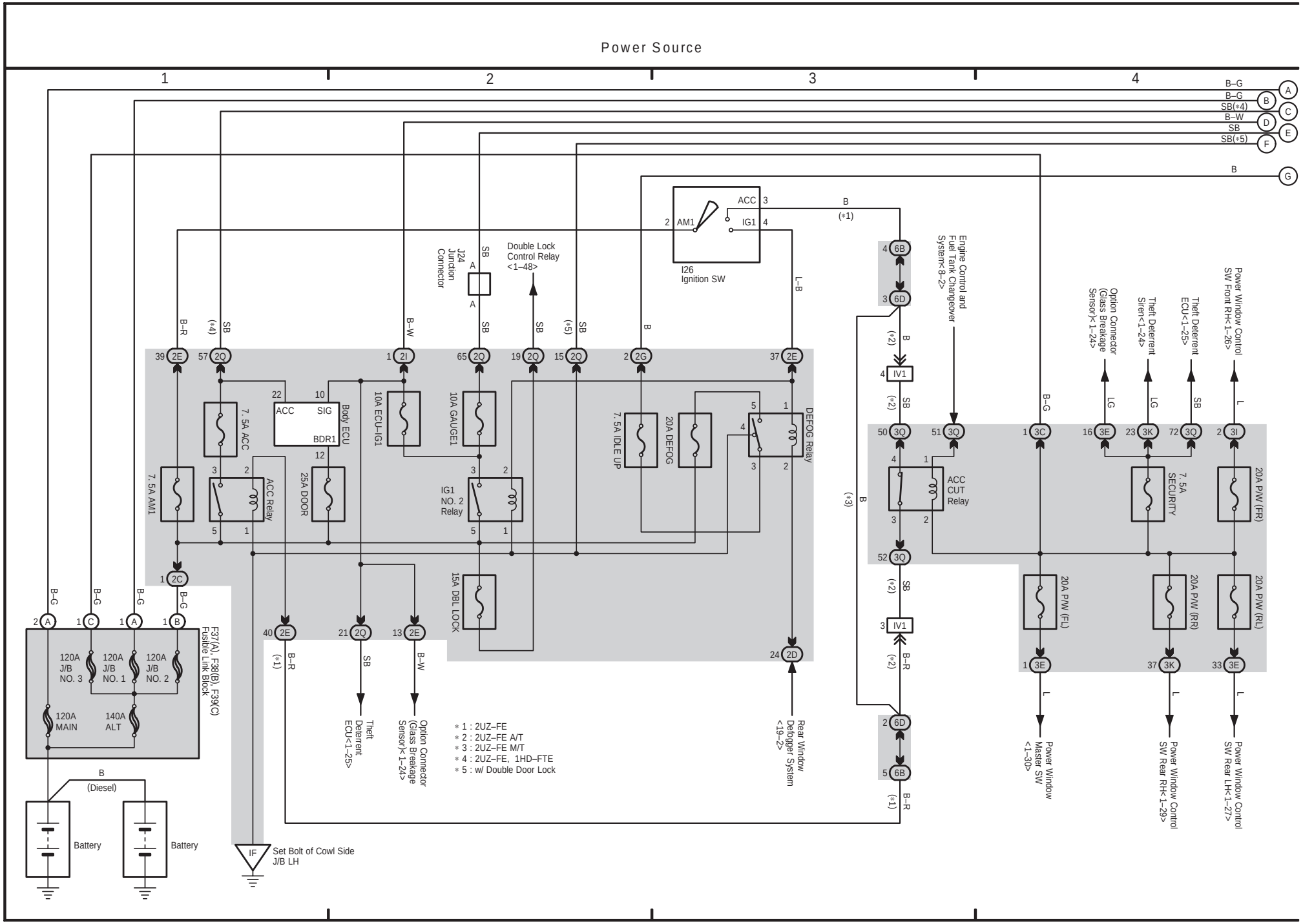
Power Source
1
2
3
4
B–G A
B–G B
SB(*4) C
B–W D
SB E
SB(*5) F
B G
ACC 3
2 AM1
IG1 4
I26
Ignition SW
B
(*1)
L–B
J24
Junction
Connector
SB
A
A
Double Lock
Control Relay
<1–48>
B–R
(*4) SB
B–W
SB
SB
(*5) SB
B
39 2E
57 2Q
1 2I
65 2Q
19 2Q
15 2Q
2 2G
37 2E
22
10
ACC
SIG
Body ECU
BDR1
12
7. 5A ACC
10A ECU–IG1
10A GAUGE1
7. 5A IDLE UP
20A DEFOG
DEFOG Relay
5
1
4
3
2
7. 5A AM1
ACC Relay
25A DOOR
IG1
NO. 2
Relay
15A DBL LOCK
1 2C
40 2E
21 2Q
13 2E
24 2D
(*1) B–R
SB
B–W
Theft
Deterrent
ECU<1–25>
Option Connector
(Glass Breakage
Sensor)<1–24>
Rear Window
Defogger System
<19–2>
2 A
1 C
1 A
1 B
B–G
F37(A), F38(B), F39(C)
Fusible Link Block
120A
J/B
NO. 3
120A
J/B
NO. 1
120A
J/B
NO. 2
120A
MAIN
140A
ALT
B
(Diesel)
Battery
Battery
IF
Set Bolt of Cowl Side
J/B LH
4 6B
3 6D
(*2) B
4 IV1
(*2) SB
(*3) B
Engine Control and
Fuel Tank Changeover
System<8–2>
50 3Q
51 3Q
ACC
CUT
Relay
52 3Q
(*2) SB
3 IV1
(*2) B–R
2 6D
5 6B
(*1) B–R
B–G
1 3C
Option Connector
(Glass Breakage
Sensor)<1–24>
Theft Deterrent
Siren<1–24>
Theft Deterrent
ECU<1–25>
Power Window Control
SW Front RH<1–26>
LG
LG
SB
L
16 3E
23 3K
72 3Q
2 3I
7. 5A
SECURITY
20A P/W (FR)
20A P/W (FL)
20A P/W (RR)
20A P/W (RL)
1 3E
37 3K
33 3E
L
L
L
Power Window
Master SW
<1–30>
Power Window Control
SW Rear RH<1–29>
Power Window Control
SW Rear LH<1–27>

∗1 : 2UZ–FE
∗2 : 2UZ–FE A/T
∗3 : 2UZ–FE M/T
∗4 : 2UZ–FE, 1HD–FTE
∗5 : w/ Double Door Lock

Multiplex Communication System

∗ 4 : 2UZ–FE, 1HD–FTE
∗ 5 : w/ Double Door Lock
∗ 6 : w/ Moon Roof
∗ 7 : w/o Moon Roof w/ Overhead Console
∗ 8 : w/o Moon Roof w/o Overhead Console

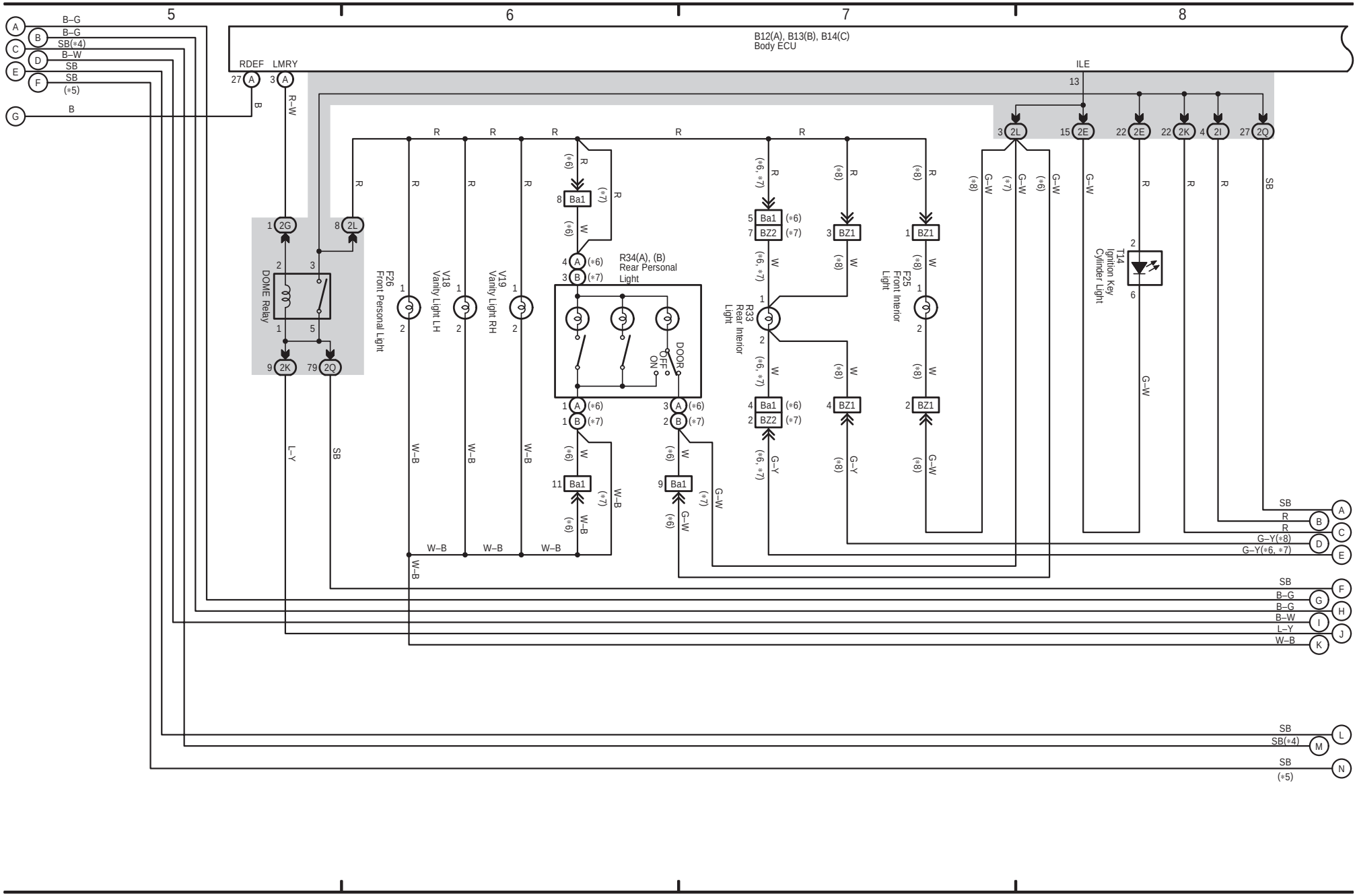
5
6
7
8
B12(A), B13(B), B14(C)
Body ECU
RDEF
LMRY
ILE
A B–G
B B–G
C SB(∗4)
D B–W
E SB
F SB (∗5)
G B
R–W
DOME Relay
1 2G
8 2L
9 2K
79 2Q
F26 Front Personal Light
V18 Vanity Light LH
V19 Vanity Light RH
R34(A), (B) Rear Personal Light
DOOR
OFF
ON
Ba1
BZ1
BZ2
R33 Rear Interior Light
F25 Front Interior Light
T14 Ignition Key Cylinder Light
3 2L
15 2E
22 2E
22 2K
4 2I
27 2Q
R
W
W–B
G–W
G–Y
L–Y
SB
A SB
B R
C R
D G–Y(∗8)
E G–Y(∗6, ∗7)
F SB
G B–G
H B–G
I B–W
J L–Y
K W–B
L SB
M SB(∗4)
N SB (∗5)

(Cont. next page)

∗ 4 : 2UZ–FE, 1HD–FTE
∗ 5 : w/ Double Door Lock
∗ 6 : w/ Moon Roof
∗ 7 : w/o Moon Roof w/ Overhead Console
∗ 8 : w/o Moon Roof w/o Overhead Console

Multiplex Communication System

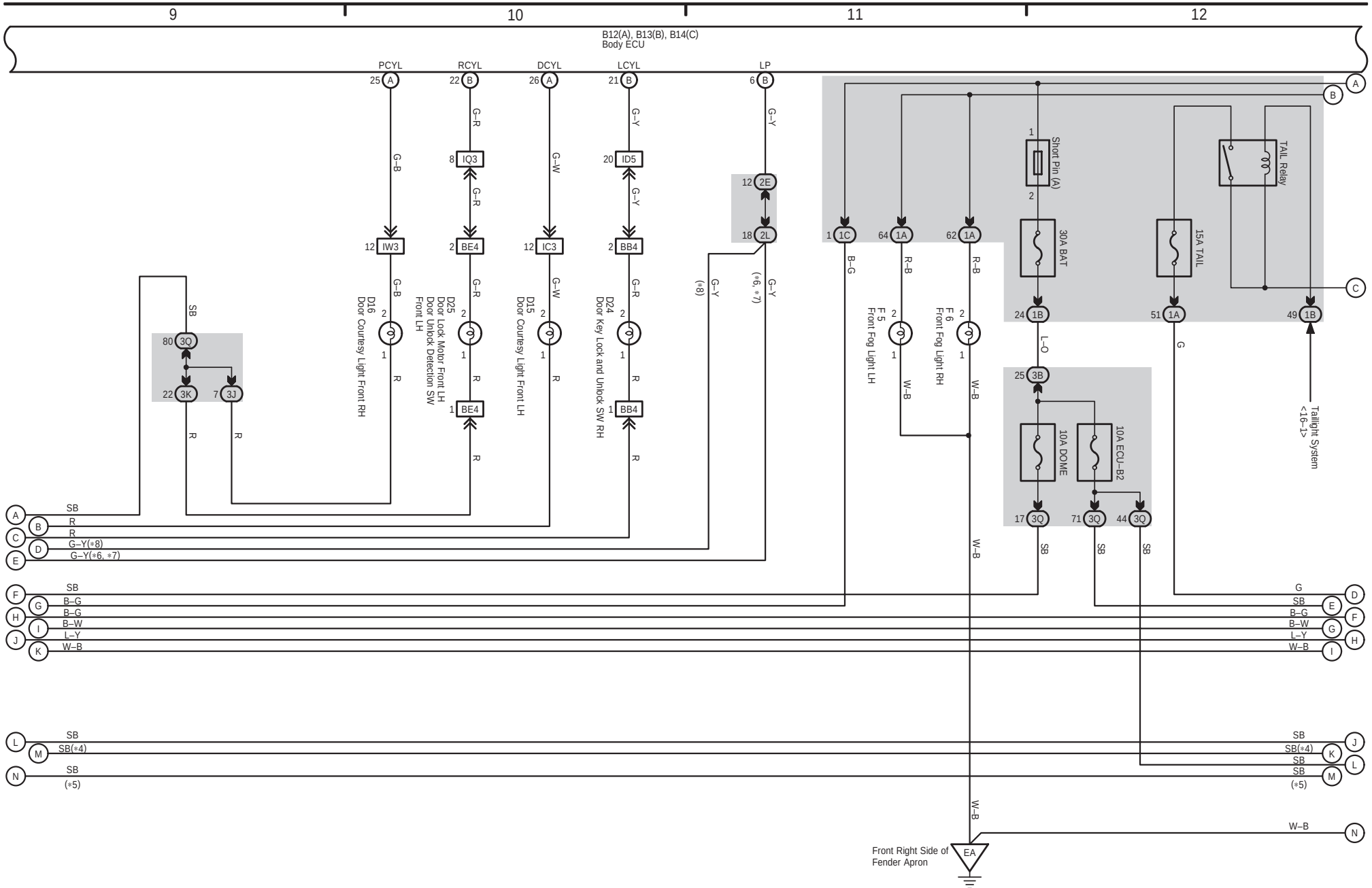
9
10
11
12
B12(A), B13(B), B14(C)
Body ECU
PCYL
RCYL
DCYL
LCYL
LP
25 A
22 B
26 A
21 B
6 B
G–B
G–R
G–W
G–Y
8 IQ3
20 ID5
12 2E
18 2L
12 IW3
2 BE4
12 IC3
2 BB4
D16
Door Courtesy Light Front RH
D25
Door Lock Motor Front LH
Door Unlock Detection SW
Front LH
D15
Door Courtesy Light Front LH
D24
Door Key Lock and Unlock SW RH
1 BE4
1 BB4
(∗8)
(∗6, ∗7)
SB
80 3Q
22 3K
7 3J
R
1 1C
64 1A
62 1A
B–G
R–B
F 5
Front Fog Light LH
F 6
Front Fog Light RH
W–B
Short Pin (A)
TAIL Relay
30A BAT
15A TAIL
24 1B
51 1A
49 1B
L–O
G
25 3B
10A DOME
10A ECU–B2
17 3Q
71 3Q
44 3Q
Taillight System
<16–1>
A
B
C
D
E
F
G
H
I
J
K
L
M
N
SB
R
R
G–Y(∗8)
G–Y(∗6, ∗7)
SB
B–G
B–G
B–W
L–Y
W–B
SB
SB(∗4)
SB
(∗5)
W–B
Front Right Side of
Fender Apron
EA

1 LAND CRUISER (LHD) (Cont' d)

(Cont. next page)

∗ 4 : 2UZ–FE, 1HD–FTE
∗ 5 : w/ Double Door Lock
∗ 9 : w/ HID
∗10 : w/o HID
∗11 : Europe

Multiplex Communication System

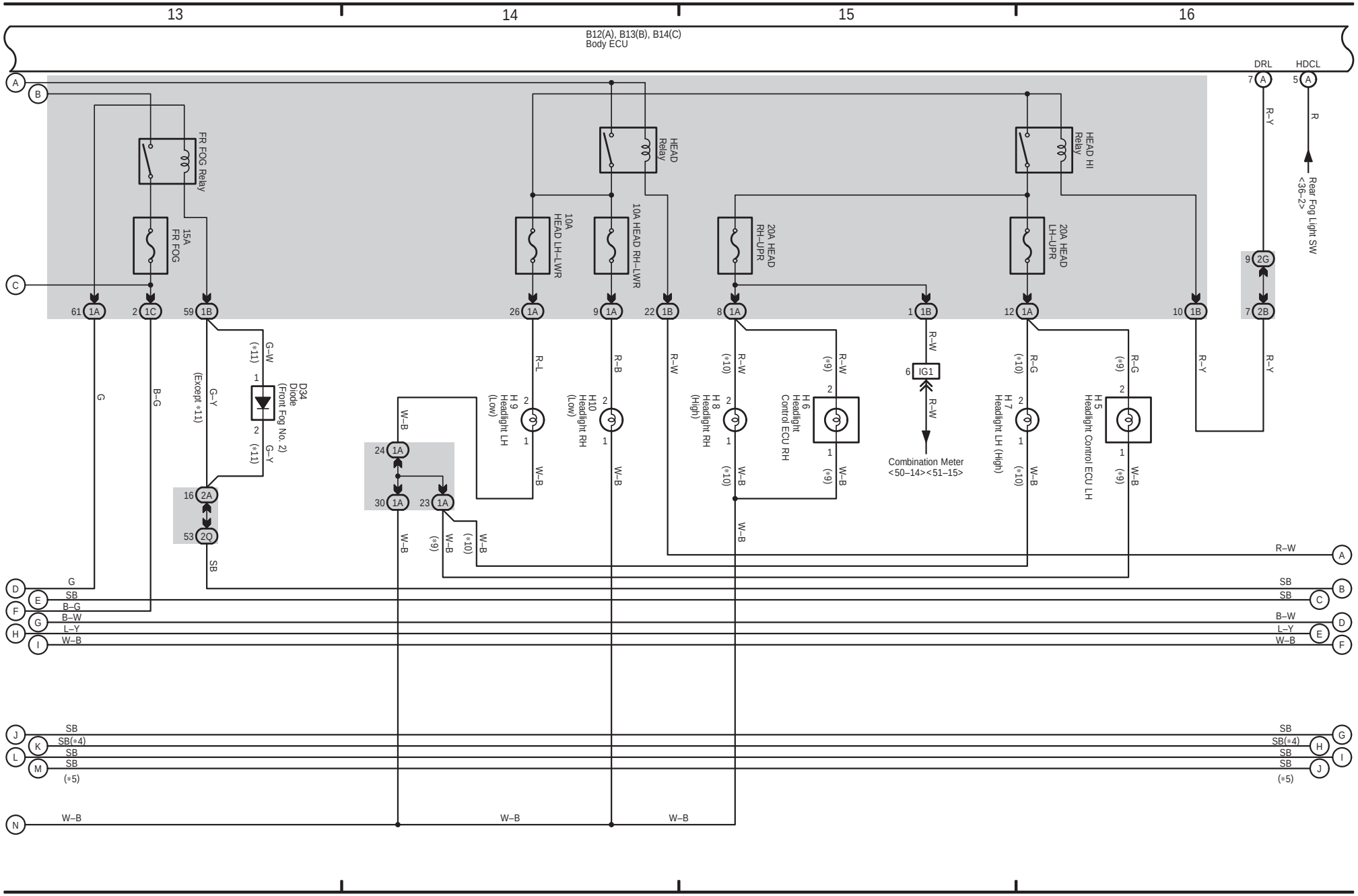
13
14
15
16
B12(A), B13(B), B14(C)
Body ECU
DRL
HDCL
7 A
5 A
A
B
C
FR FOG Relay
15A FR FOG
HEAD Relay
10A HEAD LH–LWR
10A HEAD RH–LWR
20A HEAD RH–UPR
HEAD HI Relay
20A HEAD LH–UPR
R–Y
R
Rear Fog Light SW <36–2>
9 2G
7 2B
61 1A
2 1C
59 1B
26 1A
9 1A
22 1B
8 1A
1 1B
12 1A
10 1B
G
B–G
G–W
(∗11)
1
D34 Diode (Front Fog No. 2)
2
(∗11)
G–Y
(Except ∗11)
G–Y
16 2A
53 2Q
SB
W–B
24 1A
30 1A
23 1A
W–B
(∗9)
W–B
(∗10)
W–B
R–L
H 9 Headlight LH (Low)
R–B
H10 Headlight RH (Low)
R–W
(∗10)
R–W
H 8 Headlight RH (High)
(∗9)
R–W
H 6 Headlight Control ECU RH
R–W
6 IG1
R–W
Combination Meter <50–14><51–15>
(∗10)
R–G
H 7 Headlight LH (High)
(∗9)
R–G
H 5 Headlight Control ECU LH
R–Y
R–Y
2
1
W–B
(∗10)
(∗9)
R–W
A
D G
E SB
F B–G
G B–W
H L–Y
I W–B
SB B
SB C
B–W D
L–Y E
W–B F
J SB
K SB(∗4)
L SB
M SB
(∗5)
SB G
SB(∗4) H
SB I
SB J
(∗5)
N W–B
W–B
W–B

1 LAND CRUISER (LHD) (Cont' d)

Multiplex Communication System

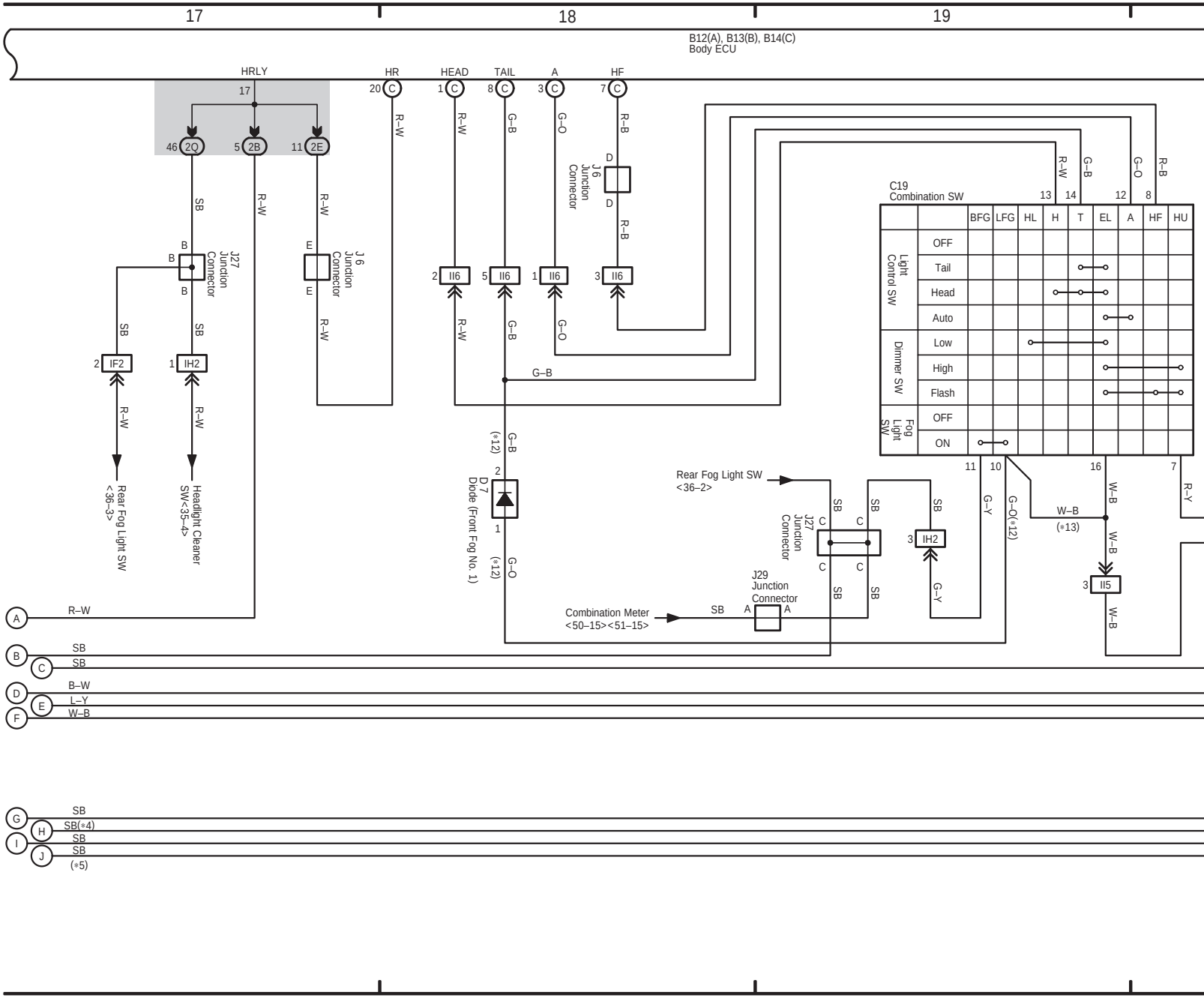
17
18
19
B12(A), B13(B), B14(C)
Body ECU
HRLY
17
46 2Q
5 2B
11 2E
HR 20 C
HEAD 1 C
TAIL 8 C
A 3 C
HF 7 C
R–W
G–B
G–O
R–B
SB
J27 Junction Connector
J 6 Junction Connector
B
E
D
2 II6
5 II6
1 II6
3 II6
2 IF2
1 IH2
Rear Fog Light SW <36–3>
Headlight Cleaner SW<35–4>
(*12)
2
D 7 Diode (Front Fog No. 1)
1
C19 Combination SW
13 14 12 8
BFG LFG HL H T EL A HF HU
Light Control SW
OFF
Tail
Head
Auto
Dimmer SW
Low
High
Flash
Fog Light SW
OFF
ON
11 10 16 7
G–Y
G–O(*12)
W–B
(*13)
R–Y
Rear Fog Light SW <36–2>
C
3 IH2
3 II5
J29 Junction Connector
A
Combination Meter <50–15><51–15>
A R–W
B SB
C SB
D B–W
E L–Y
F W–B
G SB
H SB(*4)
I SB
J SB
(*5)

(Cont. next page)

∗ 4 : 2UZ–FE, 1HD–FTE
∗ 5 : w/ Double Door Lock
∗12 : w/ Daytime Running Light
∗13 : w/o Daytime Running Light
∗14 : Automatic A/C

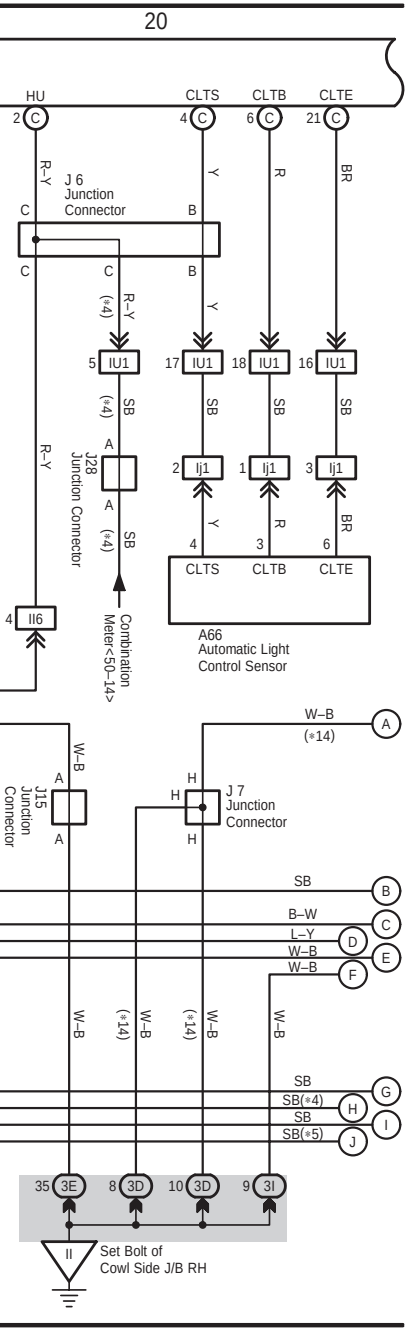
20
HU
CLTS
CLTB
CLTE
J 6 Junction Connector
J28 Junction Connector
Combination Meter<50–14>
A66 Automatic Light Control Sensor
J15 Junction Connector
J 7 Junction Connector
W–B (∗14)
II Set Bolt of Cowl Side J/B RH
A
B
C
D
E
F
G
H
I
J

1 LAND CRUISER (LHD) (Cont' d)

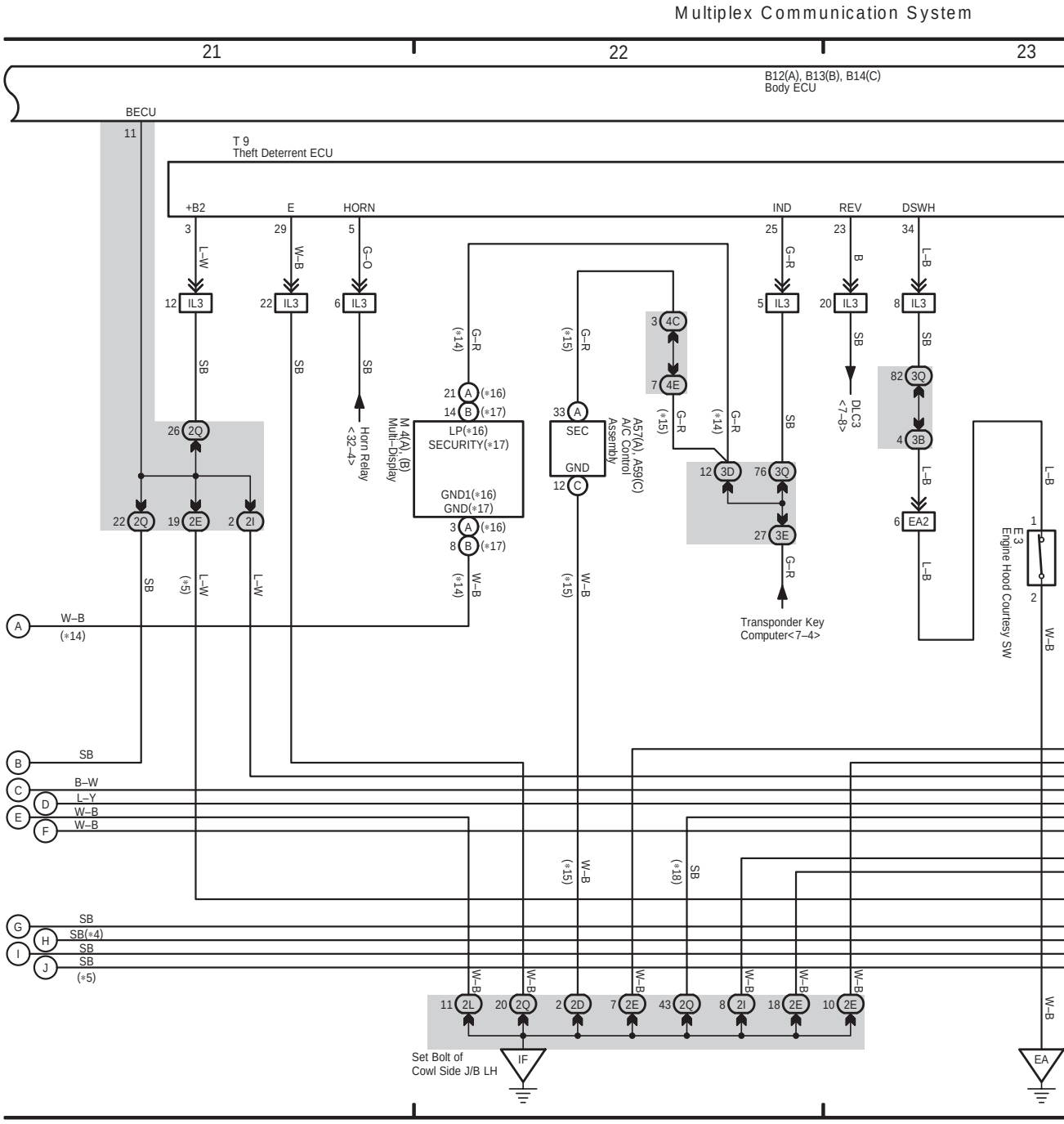
Multiplex Communication System
21
22
23
B12(A), B13(B), B14(C) Body ECU
BECU
T 9 Theft Deterrent ECU
+B2
E
HORN
IND
REV
DSWH
Horn Relay <32–4>
M 4(A), (B) Multi–Display
LP(∗16) SECURITY(∗17)
GND1(∗16) GND(∗17)
A57(A), A59(C) A/C Control Assembly
SEC
GND
DLC3 <7–8>
Transponder Key Computer<7–4>
E 3 Engine Hood Courtesy SW
A W–B (∗14)
B SB
C B–W
D L–Y
E W–B
F W–B
G SB
H SB(∗4)
I SB
J SB (∗5)
IF Set Bolt of Cowl Side J/B LH
EA

(Cont. next page)

∗ 4 : 2UZ–FE, 1HD–FTE
∗ 5 : w/ Double Door Lock
∗14 : Automatic A/C
∗15 : Except ∗14
∗16 : w/ Navigation System
∗17 : w/o Navigation System
∗18 : w/o Power Window

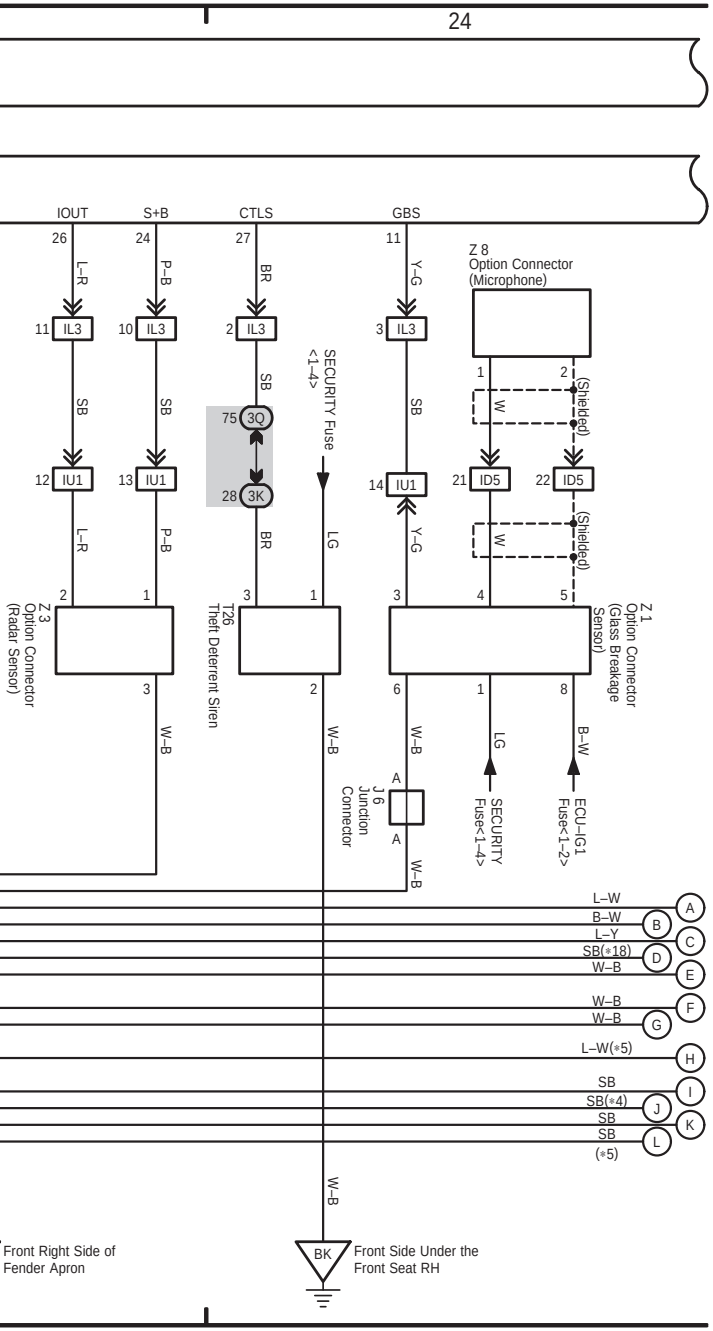
24
IOUT
S+B
CTLS
GBS
26
24
27
11
L–R
P–B
BR
Y–G
11 IL3
10 IL3
2 IL3
3 IL3
SB
75 3Q
28 3K
SECURITY Fuse <1–4>
LG
12 IU1
13 IU1
14 IU1
Z 8 Option Connector (Microphone)
1
2
W
(Shielded)
21 ID5
22 ID5
Z 3 Option Connector (Radar Sensor)
T26 Theft Deterrent Siren
Z 1 Option Connector (Glass Breakage Sensor)
2
1
3
1
3
4
5
6
1
8
W–B
J 6 Junction Connector
A
LG
B–W
SECURITY Fuse<1–4>
ECU–IG1 Fuse<1–2>
L–W
B–W
L–Y
SB(∗18)
W–B
W–B
W–B
L–W(∗5)
SB
SB(∗4)
SB
SB
(∗5)
A
B
C
D
E
F
G
H
I
J
K
L
Front Right Side of Fender Apron
BK
Front Side Under the Front Seat RH

LAND CRUISER Station Wagon (EWD575E)

H

1 LAND CRUISER (LHD) (Cont' d)

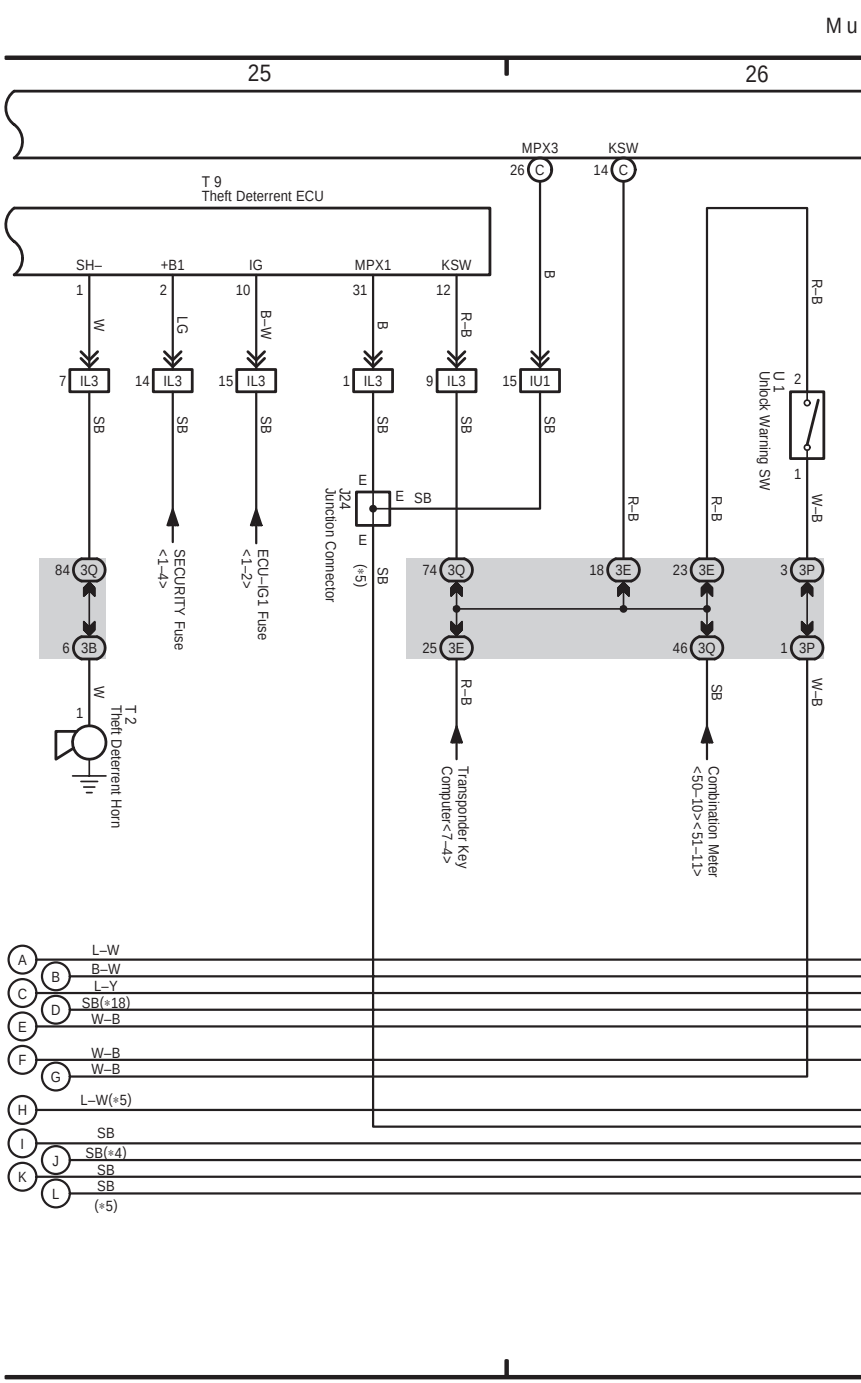
M u
25
26
MPX3
KSW
26 C
14 C
T 9 Theft Deterrent ECU
SH–
+B1
IG
MPX1
KSW
1
2
10
31
12
W
LG
B–W
B
R–B
B
R–B
7 IL3
14 IL3
15 IL3
1 IL3
9 IL3
15 IU1
SB
U 1 Unlock Warning SW
2
1
E
J24 Junction Connector
(∗5)
E SB
SECURITY Fuse <1–4>
ECU–IG1 Fuse <1–2>
84 3Q
6 3B
74 3Q
25 3E
18 3E
23 3E
46 3Q
3 3P
1 3P
W–B
T 2 Theft Deterrent Horn
Transponder Key Computer<7–4>
Combination Meter <50–10><51–11>
A
B
C
D
E
F
G
H
I
J
K
L
L–W
B–W
L–Y
SB(∗18)
W–B
W–B
W–B
L–W(∗5)
SB
SB(∗4)
SB
SB
(∗5)

(Cont. next page)

ltiplex Communication System

∗ 4 : 2UZ–FE, 1HD–FTE
∗ 5 : w/ Double Door Lock
∗18 : w/o Power Window

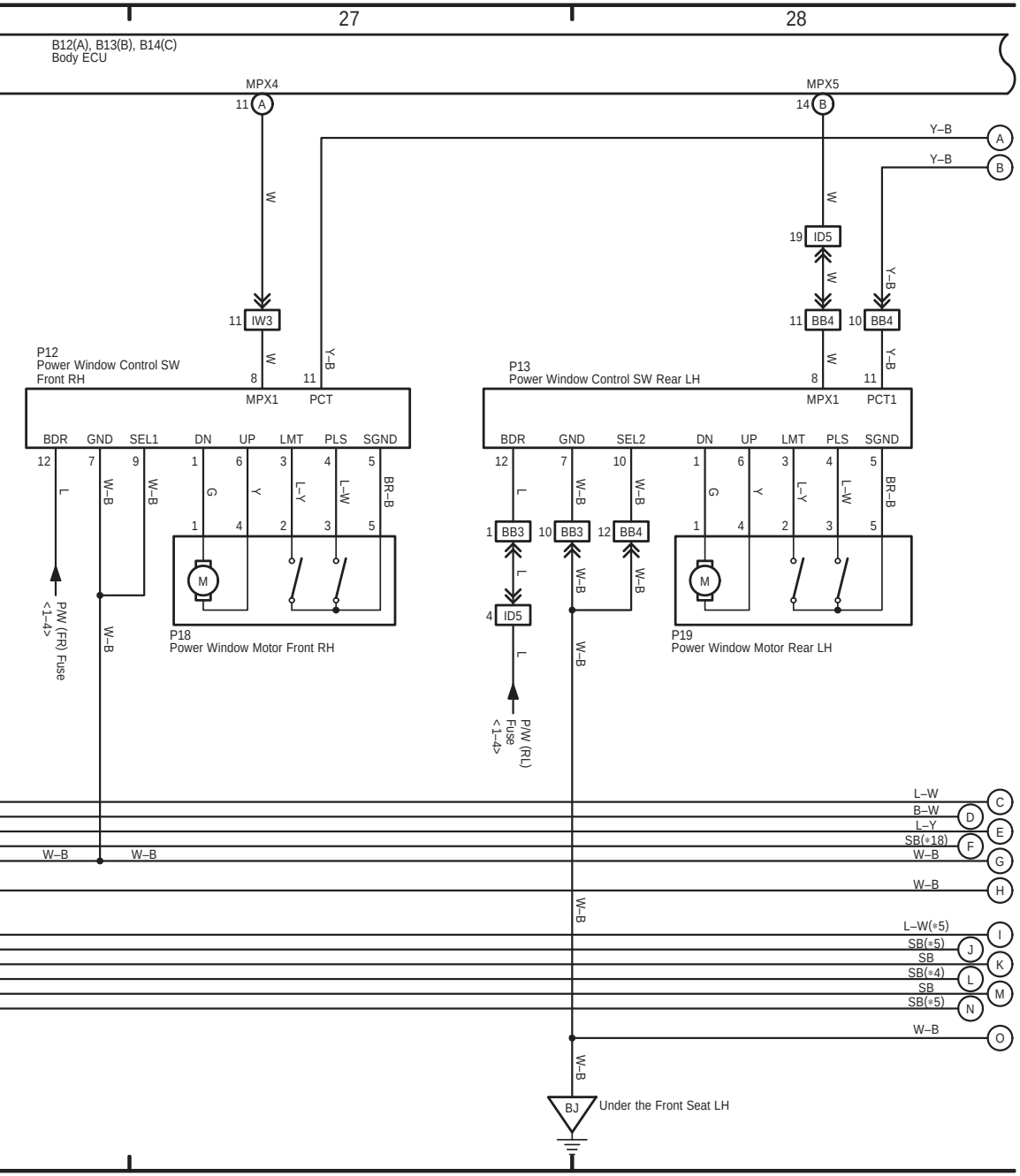
27
28
B12(A), B13(B), B14(C)
Body ECU
MPX4
11 A
MPX5
14 B
W
Y–B
A
B
19 ID5
11 IW3
11 BB4
10 BB4
P12
Power Window Control SW
Front RH
8 MPX1
11 PCT
BDR GND SEL1 DN UP LMT PLS SGND
12 7 9 1 6 3 4 5
L W–B G Y L–Y L–W BR–B
P18
Power Window Motor Front RH
M
P/W (FR) Fuse
<1–4>
P13
Power Window Control SW Rear LH
8 MPX1
11 PCT1
BDR GND SEL2 DN UP LMT PLS SGND
12 7 10 1 6 3 4 5
1 BB3
10 BB3
12 BB4
4 ID5
P19
Power Window Motor Rear LH
P/W (RL)
Fuse
<1–4>
L–W C
B–W D
L–Y E
SB(∗18) F
W–B G
W–B H
L–W(∗5) I
SB(∗5) J
SB K
SB(∗4) L
SB M
SB(∗5) N
W–B O
BJ
Under the Front Seat LH

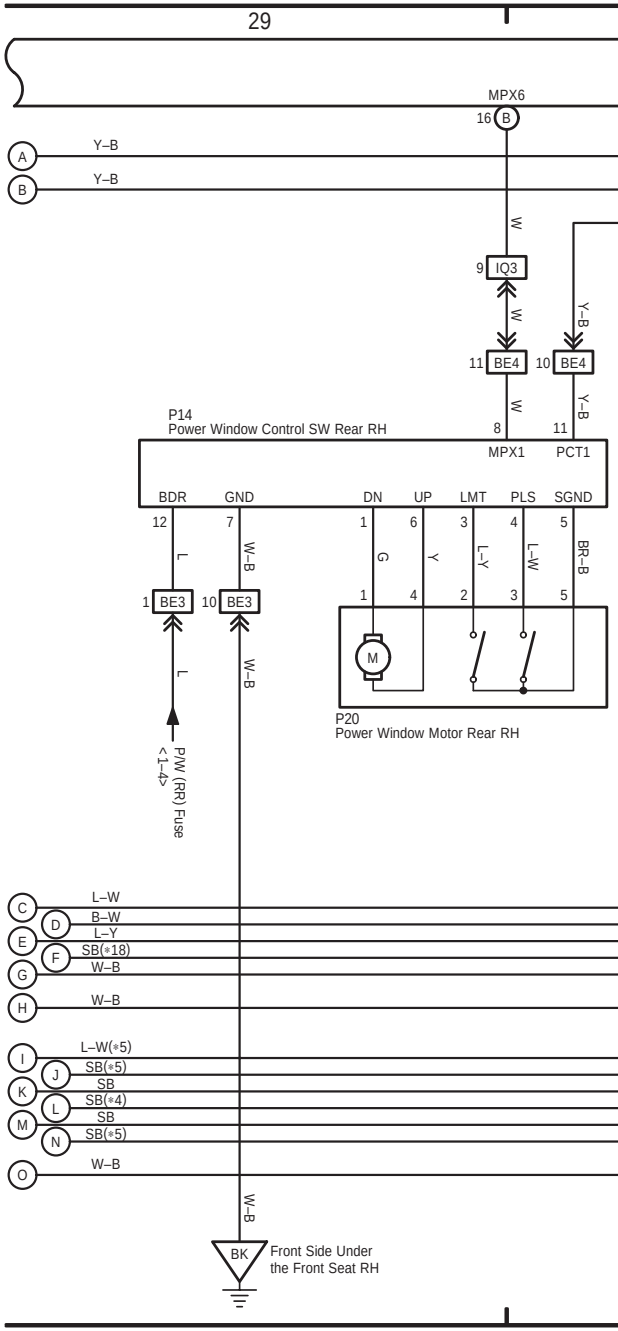
29
MPX6
16 B
A Y–B
B Y–B
W
9 IQ3
Y–B
11 BE4
10 BE4
P14
Power Window Control SW Rear RH
8 MPX1
11 PCT1
BDR GND DN UP LMT PLS SGND
12 7 1 6 3 4 5
L W–B G Y L–Y L–W BR–B
1 BE3
10 BE3
M
P20
Power Window Motor Rear RH
P/W (RR) Fuse
<1–4>
C L–W
D B–W
E L–Y
F SB(∗18)
G W–B
H W–B
I L–W(∗5)
J SB(∗5)
K SB
L SB(∗4)
M SB
N SB(∗5)
O W–B
BK
Front Side Under
the Front Seat RH

(Cont. next page)

Multiplex Communication System

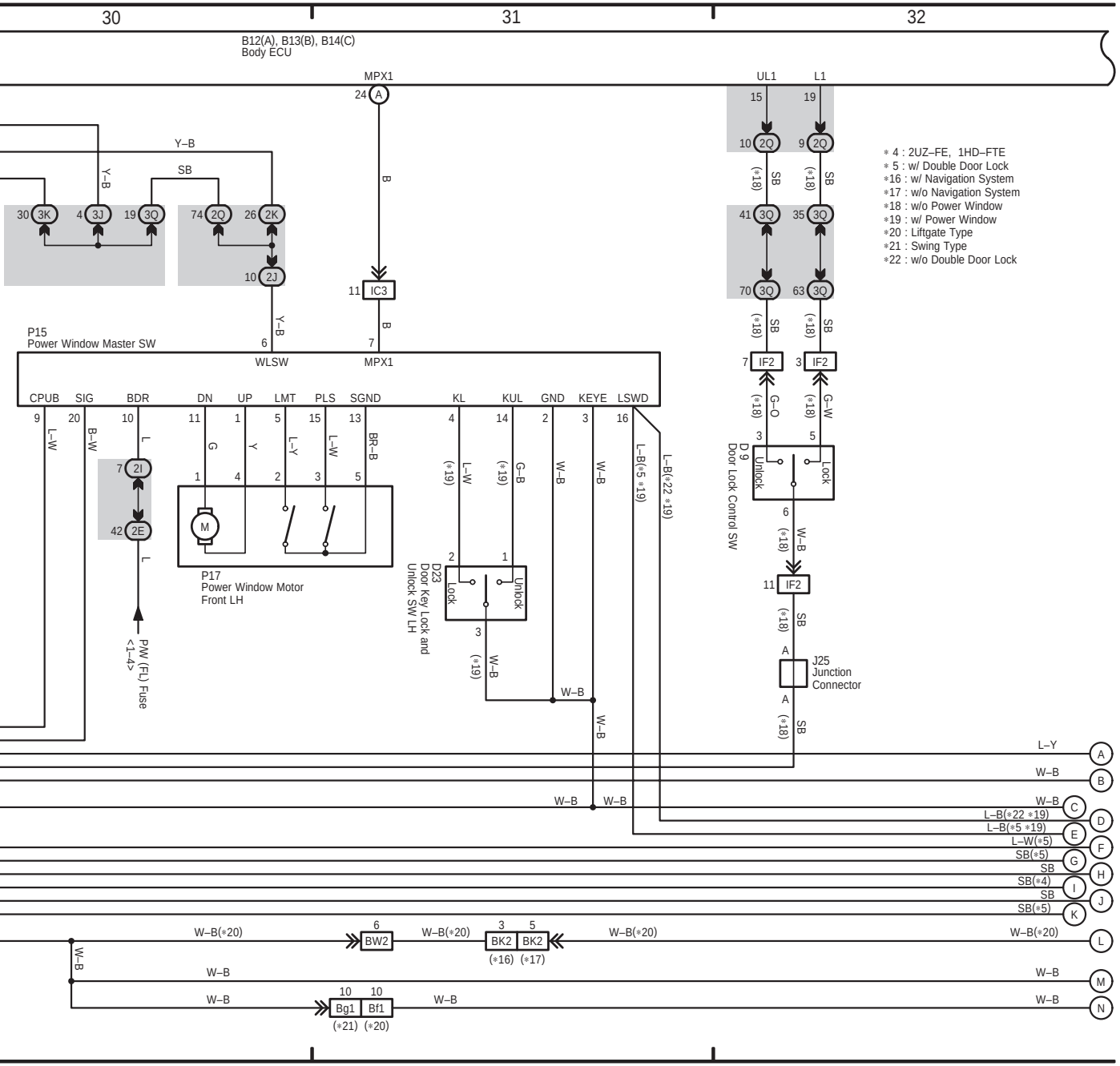
30
31
32
B12(A), B13(B), B14(C)
Body ECU
MPX1
UL1
L1
Y–B
SB
P15
Power Window Master SW
WLSW
MPX1
CPUB
SIG
BDR
DN
UP
LMT
PLS
SGND
KL
KUL
GND
KEYE
LSWD
IC3
IF2
P17
Power Window Motor
Front LH
D23
Door Key Lock and
Unlock SW LH
Lock
Unlock
D 9
Door Lock Control SW
J25
Junction
Connector
P/W (FL) Fuse
<1–4>
L–Y
W–B
L–B(*22 *19)
L–B(*5 *19)
L–W(*5)
SB(*5)
SB
SB(*4)
SB
SB(*5)
W–B(*20)
BW2
BK2
(*16)
(*17)
Bg1
Bf1
(*21)
(*20)
A
B
C
D
E
F
G
H
I
J
K
L
M
N

* 4 : 2UZ–FE, 1HD–FTE
* 5 : w/ Double Door Lock
*16 : w/ Navigation System
*17 : w/o Navigation System
*18 : w/o Power Window
*19 : w/ Power Window
*20 : Liftgate Type
*21 : Swing Type
*22 : w/o Double Door Lock

1 LAND CRUISER (LHD) (Cont' d)

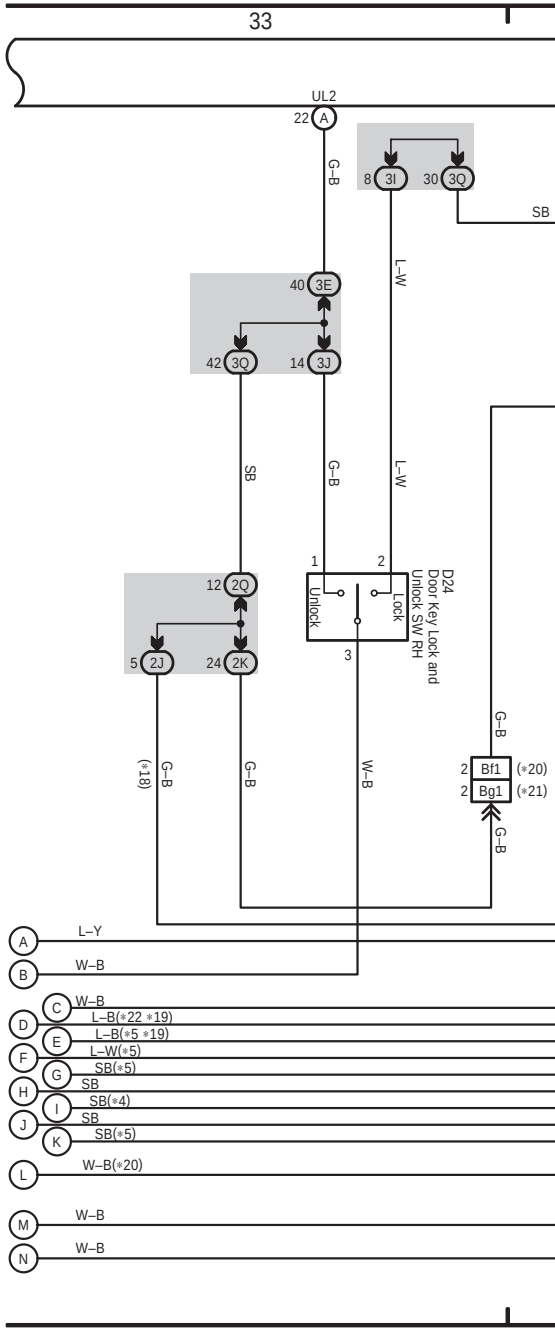
33
UL2
G–B
L–W
SB
D24
Door Key Lock and
Unlock SW RH
Unlock
Lock
Bf1
Bg1
(*20)
(*21)
L–Y
W–B
L–B(*22 *19)
L–B(*5 *19)
L–W(*5)
SB(*5)
SB
SB(*4)
SB
SB(*5)
W–B(*20)
A
B
C
D
E
F
G
H
I
J
K
L
M
N

(Cont. next page)

Multiplex Communication System

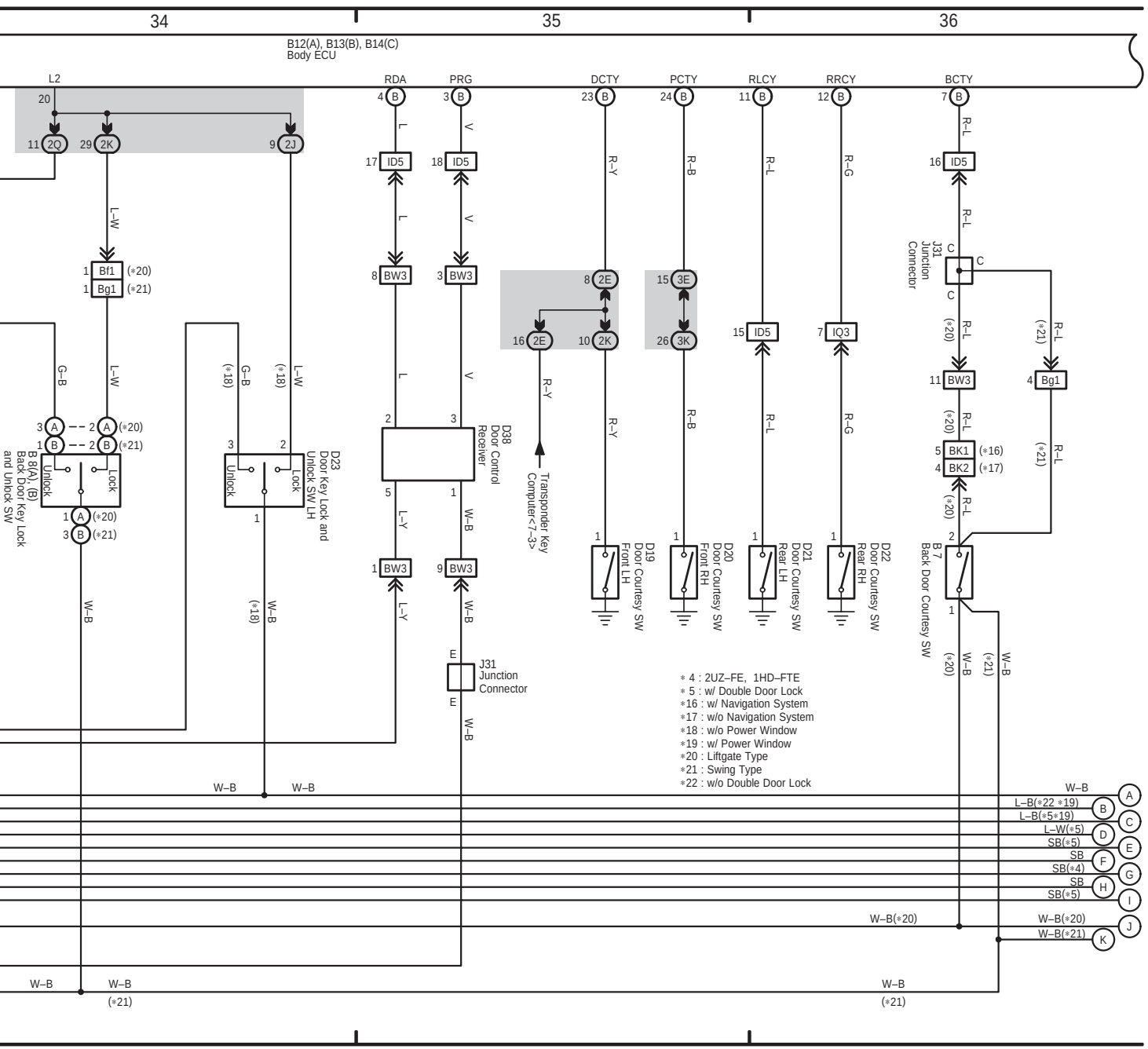
34
35
36
B12(A), B13(B), B14(C)
Body ECU
L2
RDA
PRG
DCTY
PCTY
RLCY
RRCY
BCTY
2Q
2K
2J
ID5
IQ3
BW3
Bf1 (*20)
Bg1 (*21)
BW3
2E
3E
3K
BK1 (*16)
BK2 (*17)
Bg1
J31
Junction Connector
B 8(A), (B)
Back Door Key Lock and Unlock SW
Unlock
Lock
D23
Door Key Lock and Unlock SW LH
D38
Door Control Receiver
Transponder Key Computer<7-3>
D19
Door Courtesy SW Front LH
D20
Door Courtesy SW Front RH
D21
Door Courtesy SW Rear LH
D22
Door Courtesy SW Rear RH
B 7
Back Door Courtesy SW
L
V
R-Y
R-B
R-L
R-G
L-W
G-B
L-Y
W-B
W-B(*20)
W-B(*21)
L-B(*22 *19)
L-B(*5 *19)
L-W(*5)
SB(*5)
SB
SB(*4)
A
B
C
D
E
F
G
H
I
J
K

- *4 : 2UZ–FE, 1HD–FTE
- *5 : w/ Double Door Lock
- *16 : w/ Navigation System
- *17 : w/o Navigation System
- *18 : w/o Power Window
- *19 : w/ Power Window
- *20 : Liftgate Type
- *21 : Swing Type
- *22 : w/o Double Door Lock

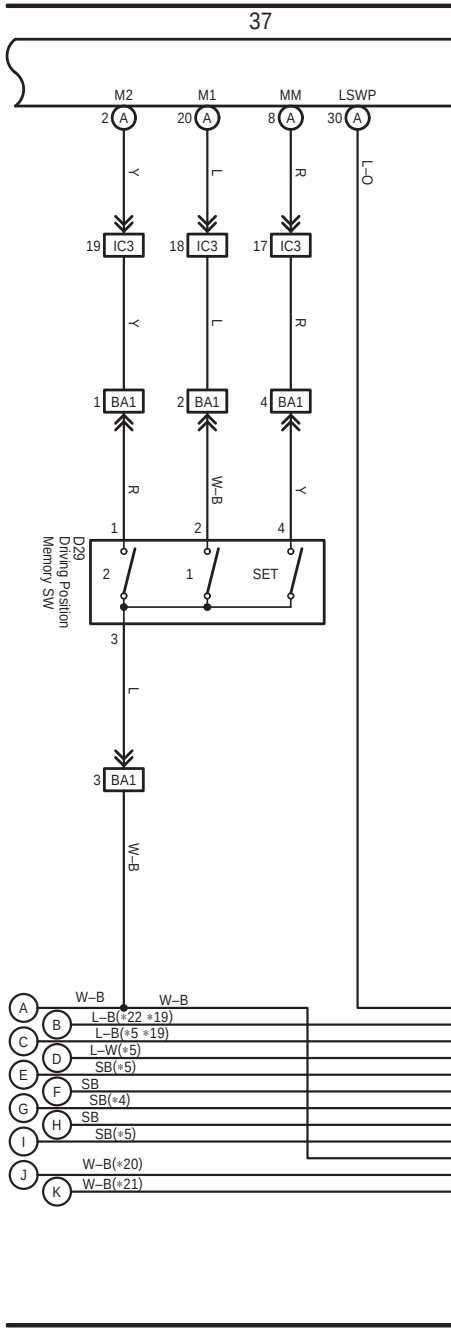
37
M2
M1
MM
LSWP
IC3
BA1
D29
Driving Position Memory SW
2
1
SET
Y
L
R
L-O
W-B
W-B
L-B(*22 *19)
L-B(*5 *19)
L-W(*5)
SB(*5)
SB
SB(*4)
W-B(*20)
W-B(*21)
A
B
C
D
E
F
G
H
I
J
K

(Cont. next page)

Multiplex Communication System

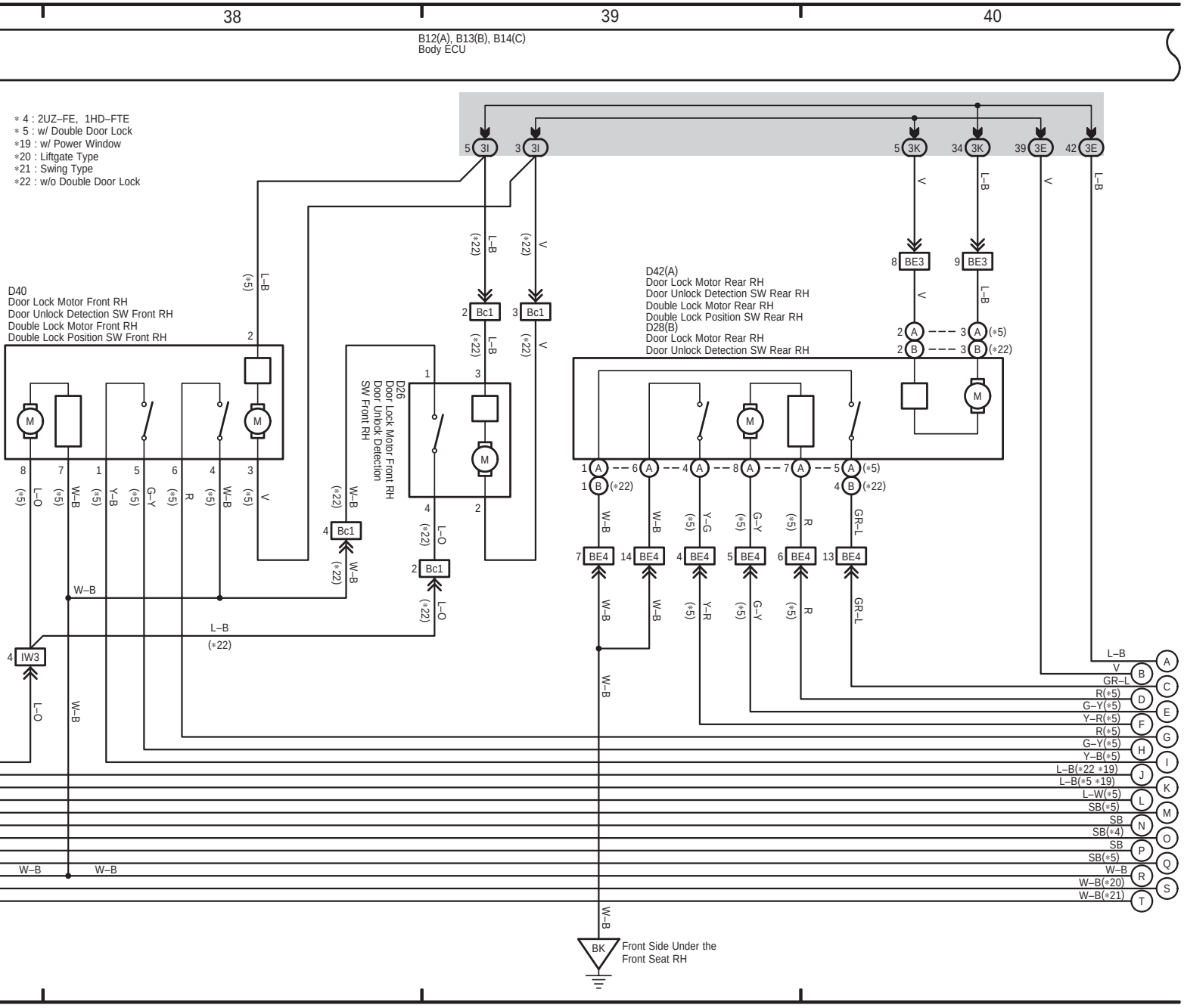

38
39
40
B12(A), B13(B), B14(C)
Body ECU
∗ 4 : 2UZ–FE, 1HD–FTE
∗ 5 : w/ Double Door Lock
∗19 : w/ Power Window
∗20 : Liftgate Type
∗21 : Swing Type
∗22 : w/o Double Door Lock
5 3I
3 3I
5 3K
34 3K
39 3E
42 3E
D40
Door Lock Motor Front RH
Door Unlock Detection SW Front RH
Double Lock Motor Front RH
Double Lock Position SW Front RH
D26
Door Lock Motor Front RH
Door Unlock Detection SW Front RH
D42(A)
Door Lock Motor Rear RH
Door Unlock Detection SW Rear RH
Double Lock Motor Rear RH
Double Lock Position SW Rear RH
D28(B)
Door Lock Motor Rear RH
Door Unlock Detection SW Rear RH
M
2 Bc1
3 Bc1
4 Bc1
2 Bc1
8 BE3
9 BE3
7 BE4
14 BE4
4 BE4
5 BE4
6 BE4
13 BE4
4 IW3
2 A
3 A (∗5)
2 B
3 B (∗22)
1 A
6 A
4 A
8 A
7 A
5 A (∗5)
1 B (∗22)
4 B (∗22)
L–B
V
(∗5)
(∗22)
L–O
W–B
Y–B
G–Y
R
Y–G
Y–R
GR–L
BK
Front Side Under the Front Seat RH
L–B
V
GR–L
R(∗5)
G–Y(∗5)
Y–R(∗5)
R(∗5)
G–Y(∗5)
Y–B(∗5)
L–B(∗22 ∗19)
L–B(∗5 ∗19)
L–W(∗5)
SB(∗5)
SB
SB(∗4)
SB
SB(∗5)
W–B
W–B(∗20)
W–B(∗21)
A
B
C
D
E
F
G
H
I
J
K
L
M
N
O
P
Q
R
S
T

1 LAND CRUISER (LHD) (Cont' d)

(Cont. next page)

∗ 4 : 2UZ–FE, 1HD–FTE
∗ 5 : w/ Double Door Lock
∗16 : w/ Navigation System
∗17 : w/o Navigation System
∗18 : w/o Power Window
∗19 : w/ Power Window
∗20 : Liftgate Type
∗21 : Swing Type
∗22 : w/o Double Door Lock

Multiplex Communication System

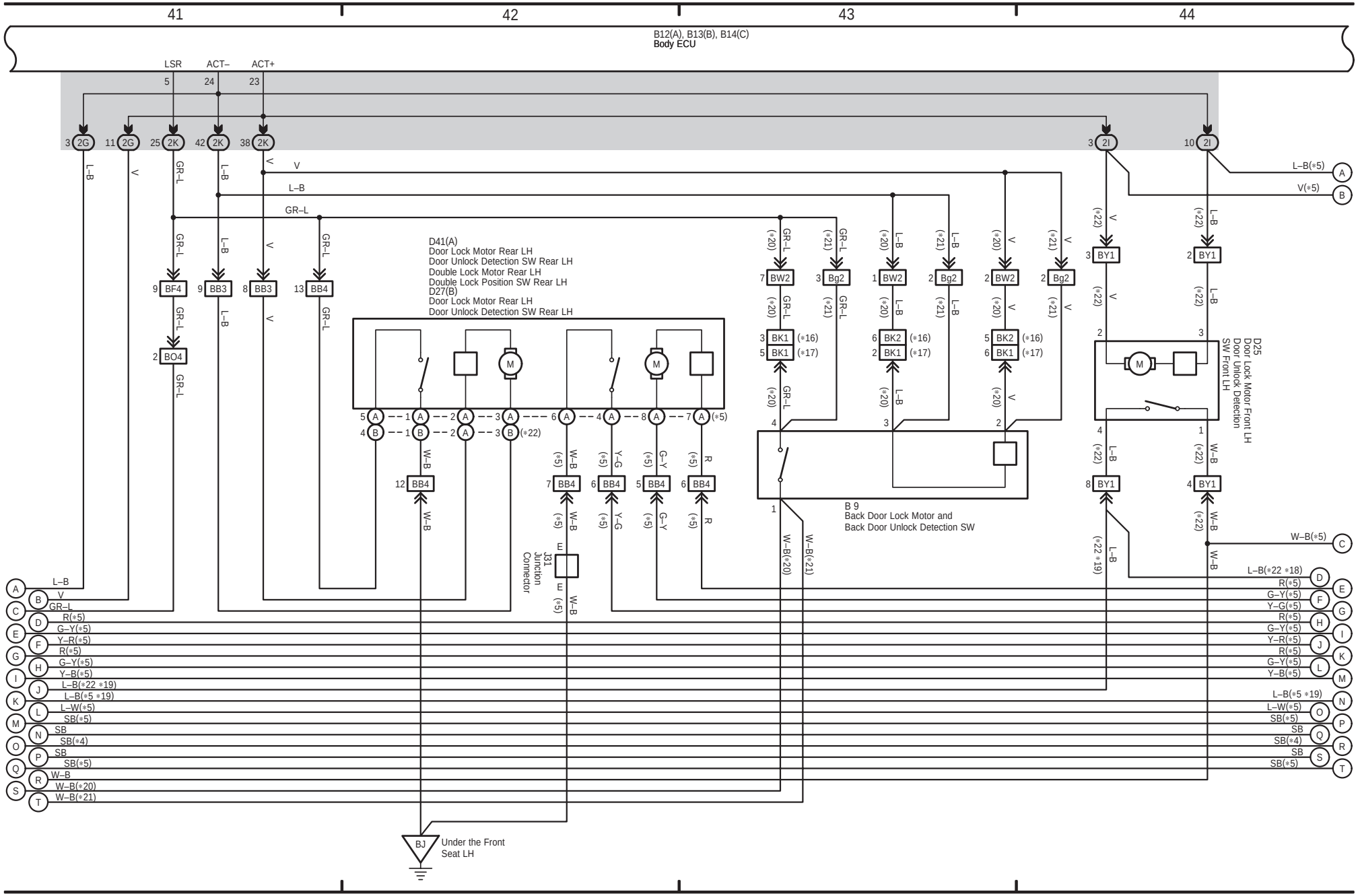
41
42
43
44
B12(A), B13(B), B14(C)
Body ECU
LSR
ACT–
ACT+
5
24
23
3 2G
11 2G
25 2K
42 2K
38 2K
3 2I
10 2I
L–B
V
GR–L
9 BF4
9 BB3
8 BB3
13 BB4
2 BO4
D41(A)
Door Lock Motor Rear LH
Door Unlock Detection SW Rear LH
Double Lock Motor Rear LH
Double Lock Position SW Rear LH
D27(B)
Door Lock Motor Rear LH
Door Unlock Detection SW Rear LH
M
(∗22)
(∗5)
W–B
Y–G
G–Y
R
12 BB4
7 BB4
6 BB4
5 BB4
6 BB4
J31
Junction
Connector
E
7 BW2
3 Bg2
1 BW2
2 Bg2
2 BW2
2 Bg2
3 BK1
5 BK1
6 BK2
2 BK1
5 BK2
6 BK1
(∗16)
(∗17)
(∗20)
(∗21)
B 9
Back Door Lock Motor and
Back Door Unlock Detection SW
W–B(∗20)
W–B(∗21)
3 BY1
2 BY1
8 BY1
4 BY1
D25
Door Lock Motor Front LH
Door Unlock Detection
SW Front LH
L–B(∗5)
V(∗5)
W–B(∗5)
L–B(∗22 ∗19)
R(∗5)
G–Y(∗5)
Y–G(∗5)
Y–R(∗5)
Y–B(∗5)
L–B(∗5 ∗19)
L–W(∗5)
SB(∗5)
SB
SB(∗4)
W–B
A
B
C
D
E
F
G
H
I
J
K
L
M
N
O
P
Q
R
S
T
BJ
Under the Front
Seat LH

(Cont. next page)

∗ 4 : 2UZ–FE, 1HD–FTE
∗ 5 : w/ Double Door Lock
∗18 : w/o Power Window
∗19 : w/ Power Window
∗22 : w/o Double Door Lock

Multiplex Communication System

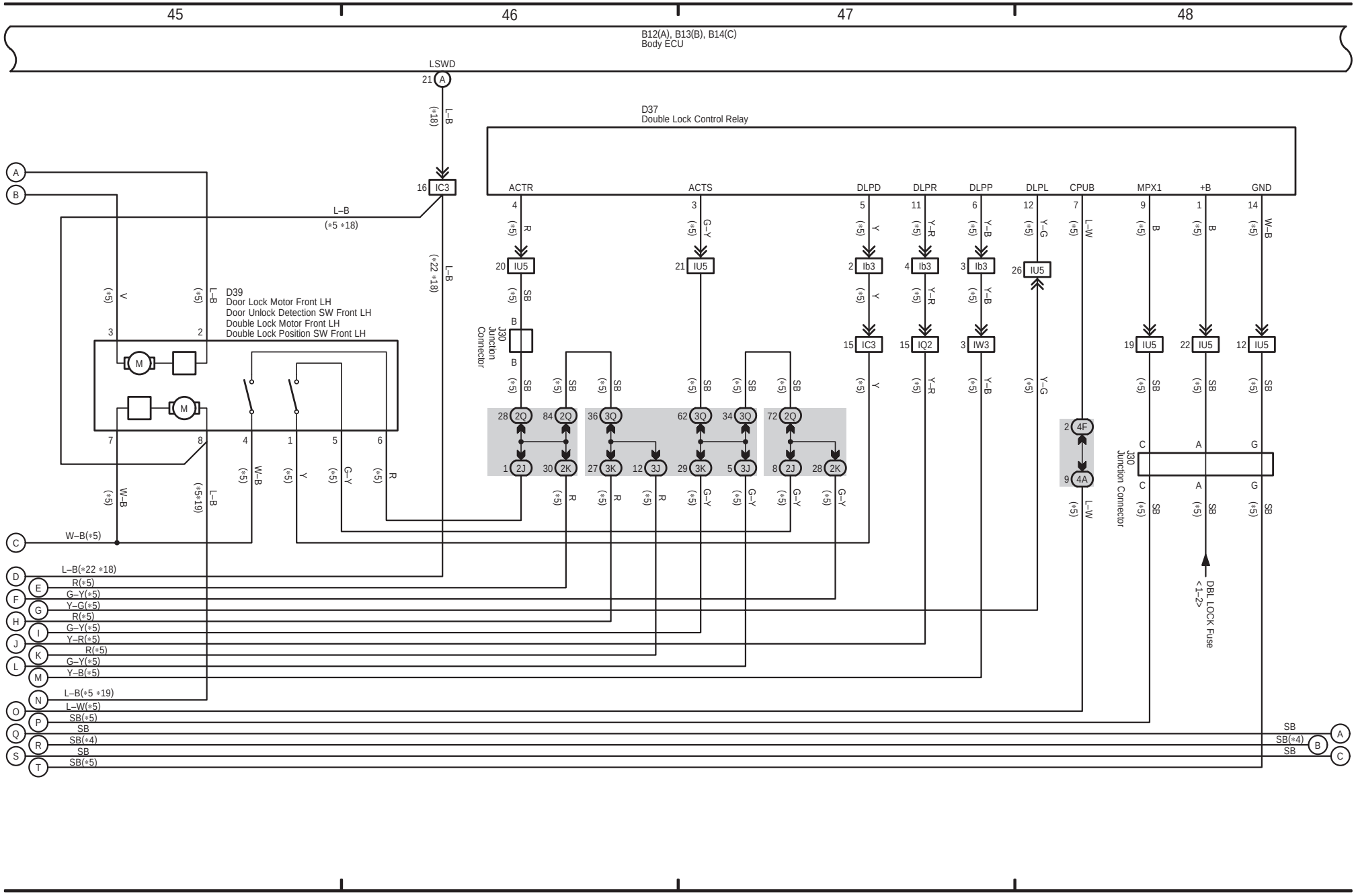
45
46
47
48
B12(A), B13(B), B14(C)
Body ECU
LSWD
21 A
L–B (∗18)
16 IC3
L–B (∗5 ∗18)
L–B (∗22 ∗18)
D37
Double Lock Control Relay
ACTR
ACTS
DLPD
DLPR
DLPP
DLPL
CPUB
MPX1
+B
GND
4 R (∗5)
3 G–Y (∗5)
5 Y (∗5)
11 Y–R (∗5)
6 Y–B (∗5)
12 Y–G (∗5)
7 L–W (∗5)
9 B (∗5)
1 B (∗5)
14 W–B (∗5)
20 IU5
21 IU5
2 Ib3
4 Ib3
3 Ib3
26 IU5
15 IC3
15 IQ2
3 IW3
19 IU5
22 IU5
12 IU5
J30
Junction Connector
B
SB
D39
Door Lock Motor Front LH
Door Unlock Detection SW Front LH
Double Lock Motor Front LH
Double Lock Position SW Front LH
M
3
2
7
8
4
1
5
6
V (∗5)
L–B (∗5)
W–B (∗5)
L–B (∗5 ∗19)
W–B (∗5)
Y (∗5)
G–Y (∗5)
R (∗5)
28 2Q
84 2Q
36 3Q
62 3Q
34 3Q
72 2Q
1 2J
30 2K
27 3K
12 3J
29 3K
5 3J
8 2J
28 2K
2 4F
9 4A
C
A
G
J30
Junction Connector
DBL LOCK Fuse
<1–2>
A
B
C
D
E
F
G
H
I
J
K
L
M
N
O
P
Q
R
S
T
W–B(∗5)
L–B(∗22 ∗18)
R(∗5)
G–Y(∗5)
Y–G(∗5)
R(∗5)
G–Y(∗5)
Y–R(∗5)
R(∗5)
G–Y(∗5)
Y–B(∗5)
L–B(∗5 ∗19)
L–W(∗5)
SB(∗5)
SB
SB(∗4)
SB
SB(∗5)
SB
SB(∗4)
SB
A
B
C

(Cont. next page)

Multiplex Communication System

∗ 1 : 2UZ–FE
∗ 4 : 2UZ–FE, 1HD–FTE
∗11 : Europe
∗14 : Automatic A/C
∗16 : w/ Navigation System
∗23 : 1HD–FTE
∗24 : Except ∗23

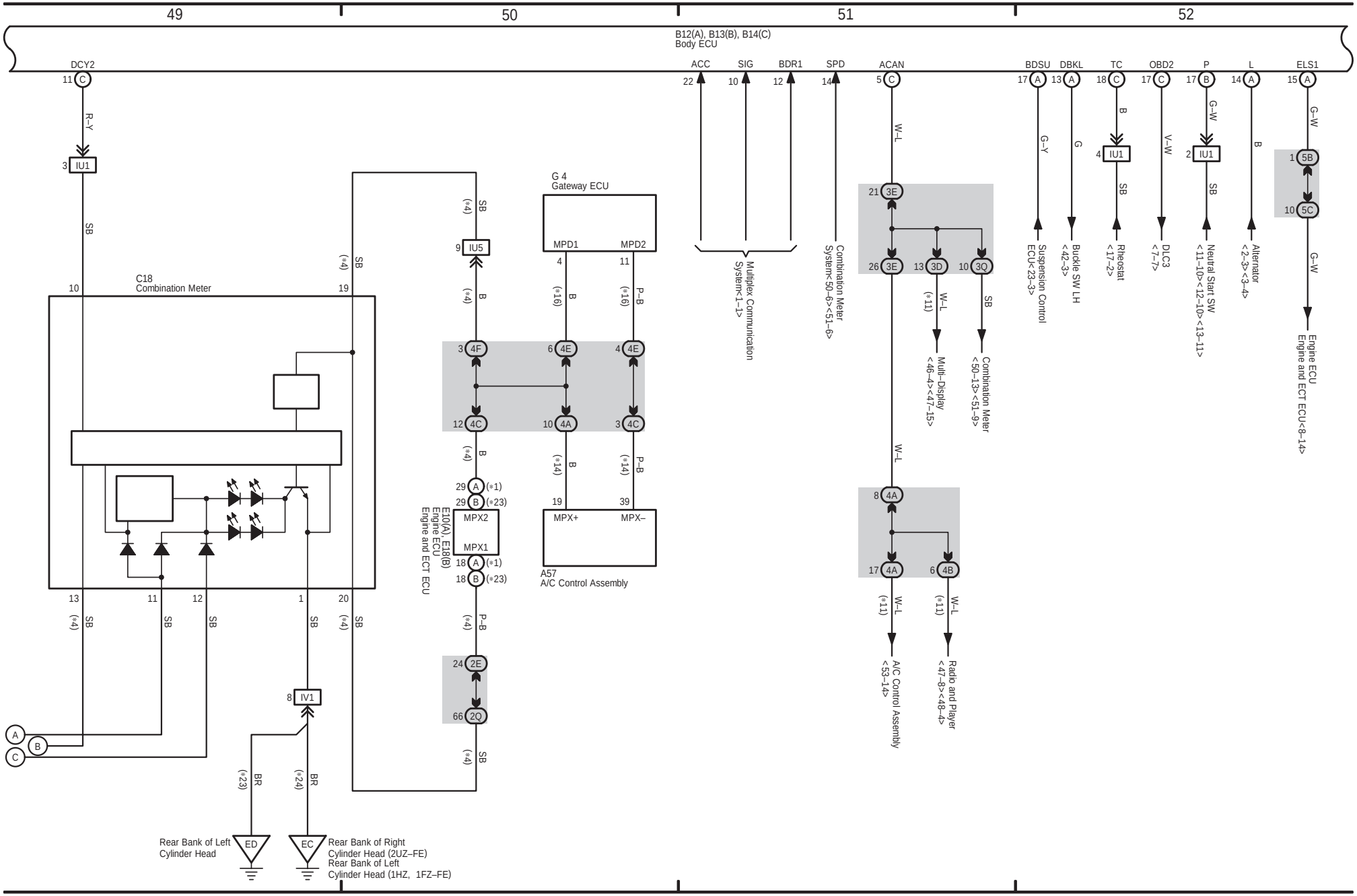
49
50
51
52
B12(A), B13(B), B14(C)
Body ECU
DCY2
11 C
R–Y
3 IU1
SB
ACC
SIG
BDR1
SPD
ACAN
22
10
12
14
5 C
BDSU
DBKL
TC
OBD2
P
L
ELS1
17 A
13 A
18 C
17 C
17 B
14 A
15 A
G–Y
G
B
V–W
G–W
B
G–W
4 IU1
2 IU1
1 5B
10 5C
W–L
21 3E
26 3E
13 3D
10 3Q
(∗11) W–L
SB
Multiplex Communication System<1–1>
Combination Meter System<50–6><51–6>
Suspension Control ECU<23–3>
Buckle SW LH <42–3>
Rheostat <17–2>
DLC3 <7–7>
Neutral Start SW <11–10><12–10><13–11>
Alternator <2–3><3–4>
Engine ECU
Engine and ECT ECU<8–14>
Multi–Display <46–4><47–15>
Combination Meter <50–13><51–9>
8 4A
17 4A
6 4B
(∗11) W–L
A/C Control Assembly <53–14>
Radio and Player <47–8><48–4>
G 4
Gateway ECU
MPD1
MPD2
4
11
(∗16) B
(∗16) P–B
(∗4) SB
9 IU5
(∗4) B
3 4F
6 4E
4 4E
12 4C
10 4A
3 4C
(∗14) B
(∗14) P–B
19
39
MPX+
MPX–
A57
A/C Control Assembly
29 A (∗1)
29 B (∗23)
MPX2
MPX1
18 A (∗1)
18 B (∗23)
E10(A), E18(B)
Engine ECU
Engine and ECT ECU
(∗4) P–B
24 2E
66 2Q
(∗4) SB
C18
Combination Meter
10
19
13
11
12
1
20
(∗4) SB
SB
SB
SB
(∗4) SB
8 IV1
A
B
C
(∗23) BR
(∗24) BR
ED
EC
Rear Bank of Left Cylinder Head
Rear Bank of Right Cylinder Head (2UZ–FE)
Rear Bank of Left Cylinder Head (1HZ, 1FZ–FE)

Multiplex Communication System

∗11 : Europe

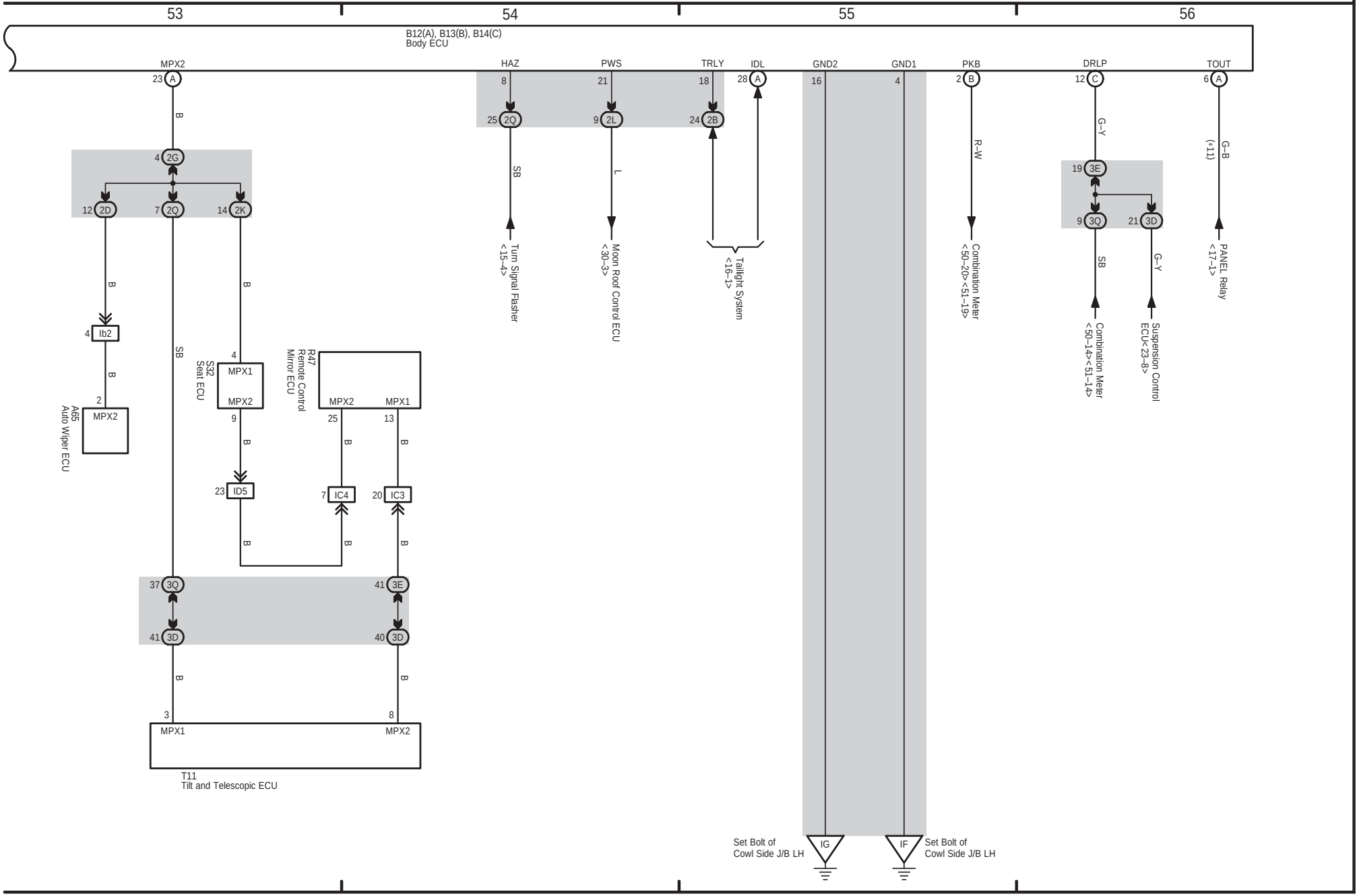
53
54
55
56
B12(A), B13(B), B14(C)
Body ECU
MPX2
23 A
HAZ
8
PWS
21
TRLY
18
IDL
28 A
GND2
16
GND1
4
PKB
2 B
DRLP
12 C
TOUT
6 A
B
4 2G
12 2D
7 2Q
14 2K
B
4 Ib2
B
2
MPX2
A65
Auto Wiper ECU
SB
B
4
MPX1
MPX2
9
S32
Seat ECU
B
23 ID5
R47
Remote Control
Mirror ECU
MPX2
MPX1
25
13
B
B
7 IC4
20 IC3
B
B
B
37 3Q
41 3D
41 3E
40 3D
B
B
3
8
MPX1
MPX2
T11
Tilt and Telescopic ECU
25 2Q
9 2L
24 2B
SB
L
Turn Signal Flasher
<15–4>
Moon Roof Control ECU
<30–3>
Taillight System
<16–1>
R–W
Combination Meter
<50–20><51–19>
G–Y
19 3E
9 3Q
21 3D
SB
G–Y
Combination Meter
<50–14><51–14>
Suspension Control
ECU<23–8>
G–B
(∗11)
PANEL Relay
<17–1>
IG
Set Bolt of
Cowl Side J/B LH
IF
Set Bolt of
Cowl Side J/B LH