1 LAND CRUISER (RHD)

(Cont. next page)

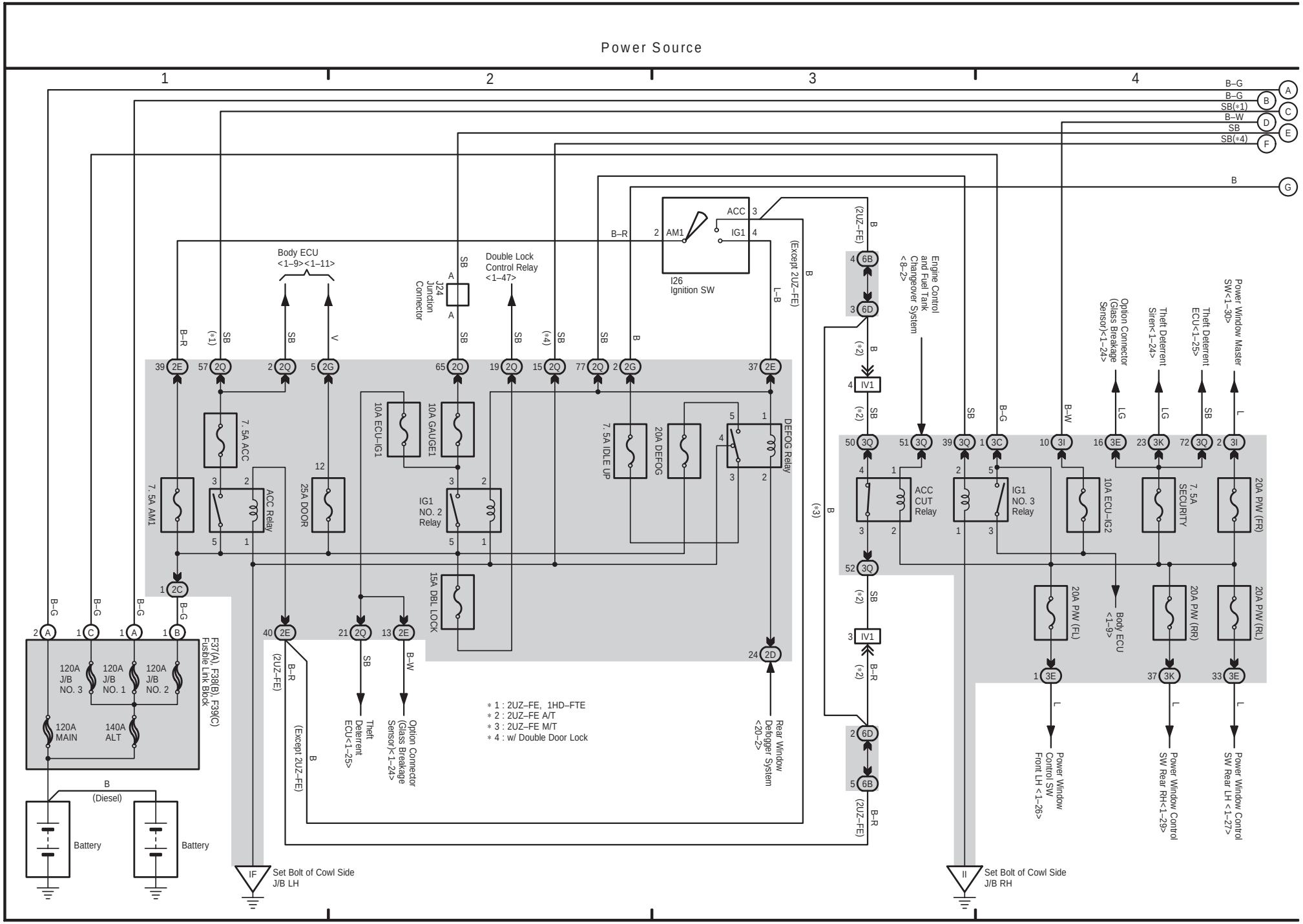
Power Source
1
2
3
4
B–G
B–G
SB(*1)
B–W
SB
SB(*4)
B
A
B
C
D
E
F
G
B–R
2 AM1
ACC 3
IG1 4
I26
Ignition SW
Body ECU
<1–9><1–11>
Double Lock
Control Relay
<1–47>
J24
Junction
Connector
A
A
SB
(*1)
(*4)
V
L–B
(Except 2UZ–FE)
(2UZ–FE)
39 2E
57 2Q
2 2Q
5 2G
65 2Q
19 2Q
15 2Q
77 2Q
2 2G
37 2E
7. 5A ACC
7. 5A AM1
ACC Relay
25A DOOR
10A ECU–IG1
10A GAUGE1
IG1
NO. 2
Relay
7. 5A IDLE UP
20A DEFOG
DEFOG Relay
15A DBL LOCK
1 2C
40 2E
21 2Q
13 2E
24 2D
Theft
Deterrent
ECU<1–25>
Option Connector
(Glass Breakage
Sensor)<1–24>
Rear Window
Defogger System
<20–2>
2 A
1 C
1 A
1 B
F37(A), F38(B), F39(C)
Fusible Link Block
120A
J/B
NO. 3
120A
J/B
NO. 1
120A
J/B
NO. 2
120A
MAIN
140A
ALT
(Diesel)
Battery
Battery
IF
Set Bolt of Cowl Side
J/B LH
4 6B
3 6D
Engine Control
and Fuel Tank
Changeover System
<8–2>
(*2)
(*3)
4 IV1
3 IV1
50 3Q
51 3Q
39 3Q
1 3C
10 3I
16 3E
23 3K
72 3Q
2 3I
ACC
CUT
Relay
IG1
NO. 3
Relay
10A ECU–IG2
7. 5A
SECURITY
20A P/W (FR)
52 3Q
20A P/W (FL)
20A P/W (RR)
20A P/W (RL)
Body ECU
<1–9>
1 3E
37 3K
33 3E
2 6D
5 6B
LG
L
Option Connector
(Glass Breakage
Sensor)<1–24>
Theft Deterrent
Siren<1–24>
Theft Deterrent
ECU<1–25>
Power Window Master
SW<1–30>
Power Window
Control SW
Front LH <1–26>
Power Window Control
SW Rear RH<1–29>
Power Window Control
SW Rear LH <1–27>
II
Set Bolt of Cowl Side
J/B RH

∗ 1 : 2UZ–FE, 1HD–FTE
∗ 2 : 2UZ–FE A/T
∗ 3 : 2UZ–FE M/T
∗ 4 : w/ Double Door Lock

(Cont. next page)

∗ 1 : 2UZ–FE, 1HD–FTE
∗ 4 : w/ Double Door Lock
∗ 5 : w/ Moon Roof
∗ 6 : w/o Moon Roof and w/ Overhead Console
∗ 7 : w/o Moon Roof and w/o Overhead Console

Multiplex Communication System

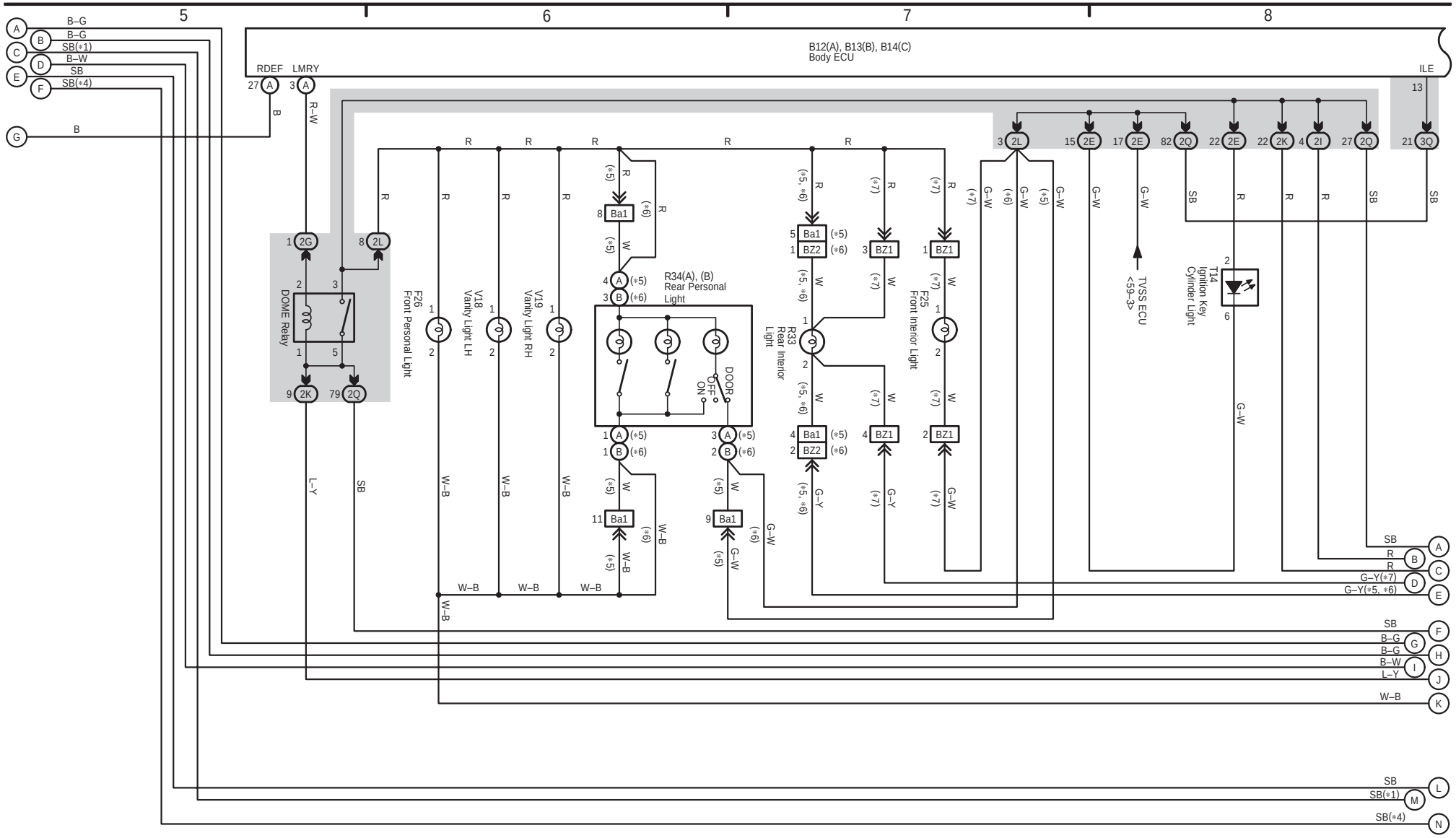
5
6
7
8
B12(A), B13(B), B14(C)
Body ECU
RDEF
LMRY
ILE
DOME Relay
F26
Front Personal Light
V18
Vanity Light LH
V19
Vanity Light RH
R34(A), (B)
Rear Personal Light
DOOR
OFF
ON
R33
Rear Interior Light
F25
Front Interior Light
TVSS ECU
<59–3>
T14
Ignition Key Cylinder Light
Ba1
BZ1
BZ2
2G
2L
2K
2Q
2E
2I
3Q
(∗5)
(∗6)
(∗7)
(∗5, ∗6)
B–G
SB(∗1)
B–W
SB
SB(∗4)
B
R–W
R
W
W–B
L–Y
G–W
G–Y
G–Y(∗7)
G–Y(∗5, ∗6)
A
B
C
D
E
F
G
H
I
J
K
L
M
N

(Cont. next page)

∗ 1 : 2UZ–FE, 1HD–FTE
∗ 4 : w/ Double Door Lock
∗ 5 : w/ Moon Roof
∗ 6 : w/o Moon Roof w/ Overhead Console
∗ 7 : w/o Moon Roof w/o Overhead Console

Multiplex Communication System

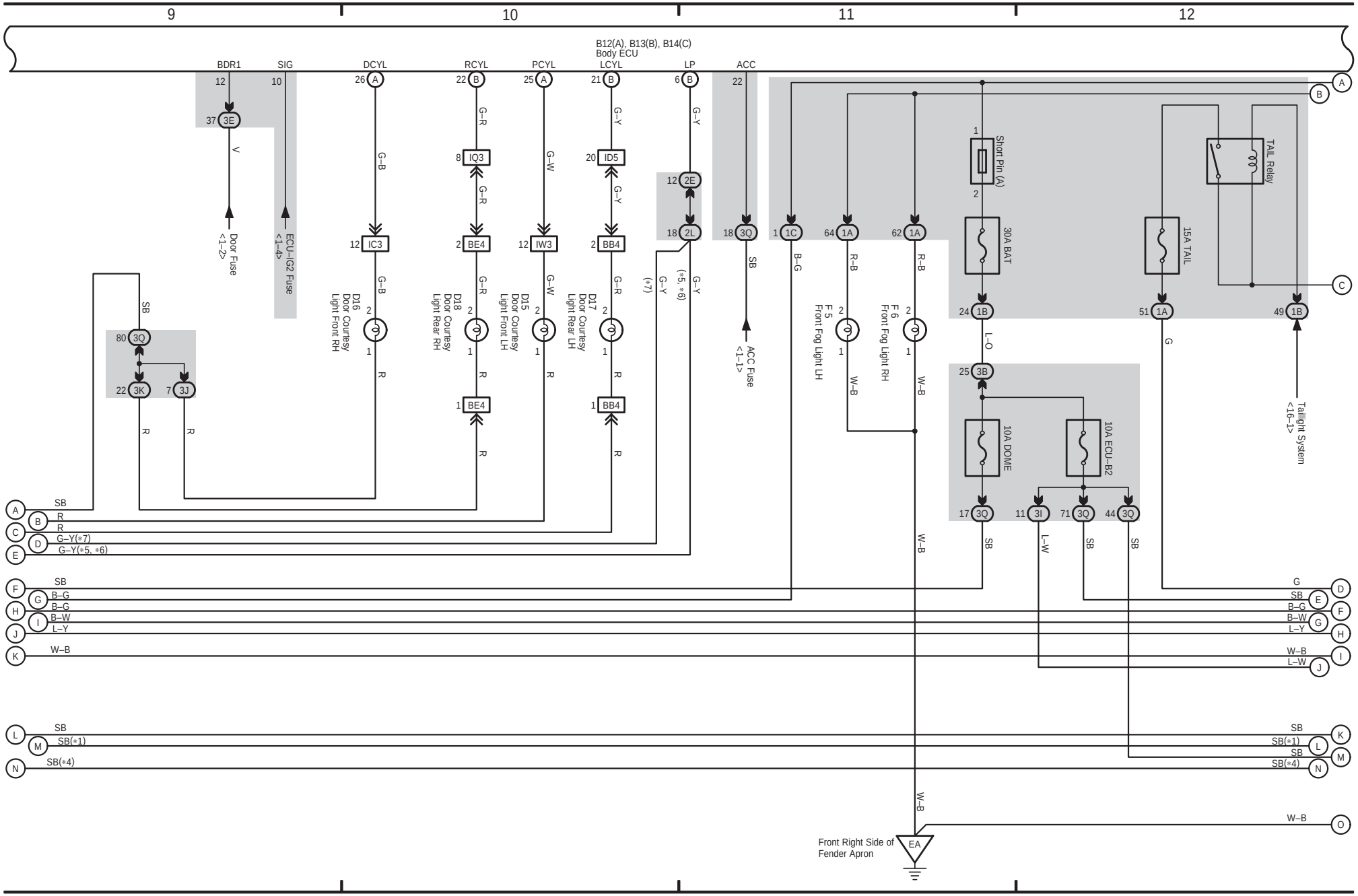
9
10
11
12
B12(A), B13(B), B14(C)
Body ECU
BDR1
SIG
DCYL
RCYL
PCYL
LCYL
LP
ACC
Door Fuse <1–2>
ECU–IG2 Fuse <1–4>
D16 Door Courtesy Light Front RH
D18 Door Courtesy Light Rear RH
D15 Door Courtesy Light Front LH
D17 Door Courtesy Light Rear LH
ACC Fuse <1–1>
F 5 Front Fog Light LH
F 6 Front Fog Light RH
Short Pin (A)
30A BAT
15A TAIL
TAIL Relay
10A DOME
10A ECU–B2
Taillight System <16–1>
3E
IC3
IQ3
BE4
IW3
ID5
BB4
2E
2L
3Q
3K
3J
1C
1A
1B
3B
3I
(∗5, ∗6)
(∗7)
SB
R
G–Y(∗7)
G–Y(∗5, ∗6)
B–G
B–W
L–Y
W–B
L–W
G
SB(∗1)
SB(∗4)
G–B
G–R
G–W
G–Y
V
L–O
R–B
Front Right Side of Fender Apron
EA
A
B
C
D
E
F
G
H
I
J
K
L
M
N
O

1 LAND CRUISER (RHD) (Cont' d)

(Cont. next page)

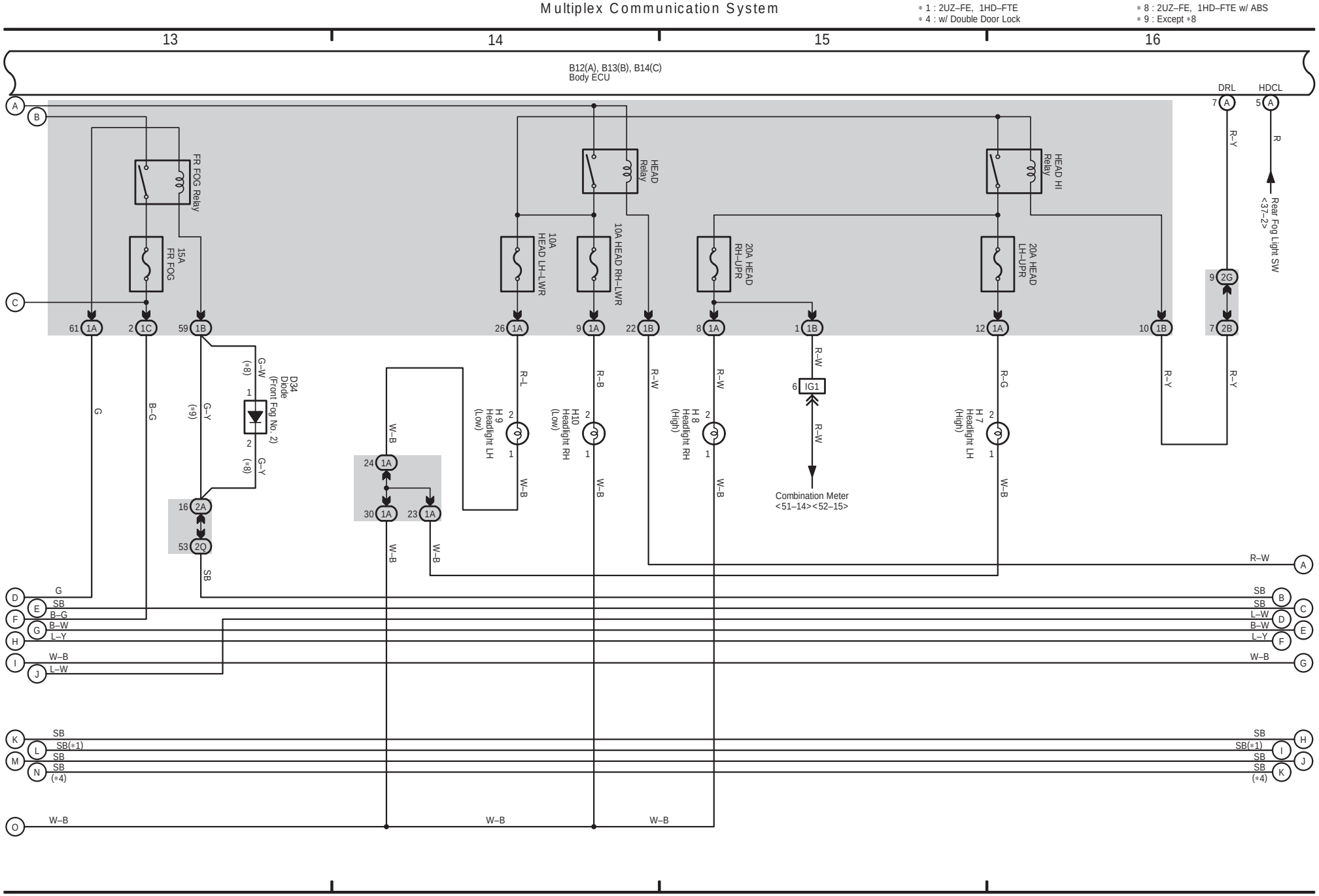
Multiplex Communication System
∗ 1 : 2UZ–FE, 1HD–FTE
∗ 4 : w/ Double Door Lock
∗ 8 : 2UZ–FE, 1HD–FTE w/ ABS
∗ 9 : Except ∗8
13
14
15
16
B12(A), B13(B), B14(C)
Body ECU
DRL
HDCL
FR FOG Relay
15A FR FOG
HEAD Relay
10A HEAD LH–LWR
10A HEAD RH–LWR
20A HEAD RH–UPR
HEAD HI Relay
20A HEAD LH–UPR
Rear Fog Light SW <37–2>
61 1A
2 1C
59 1B
26 1A
9 1A
22 1B
8 1A
1 1B
12 1A
10 1B
7 2B
9 2G
7 A
5 A
D34 Diode (Front Fog No. 2)
(∗8)
(∗9)
G–W
G–Y
16 2A
53 2Q
24 1A
30 1A
23 1A
H 9 Headlight LH (Low)
H10 Headlight RH (Low)
H 8 Headlight RH (High)
H 7 Headlight LH (High)
IG1
6
Combination Meter <51–14><52–15>
G
B–G
SB
R–L
R–B
R–W
R–G
R–Y
R
W–B
A
B
C
D
E
F
G
H
I
J
K
L
M
N
O
SB(∗1)
(∗4)
B–W
L–Y
L–W

∗ 1 : 2UZ–FE, 1HD–FTE
∗ 4 : w/ Double Door Lock
∗10 : Europe
∗11 : Except Europe
∗12 : Automatic A/C

Multiplex Communication System

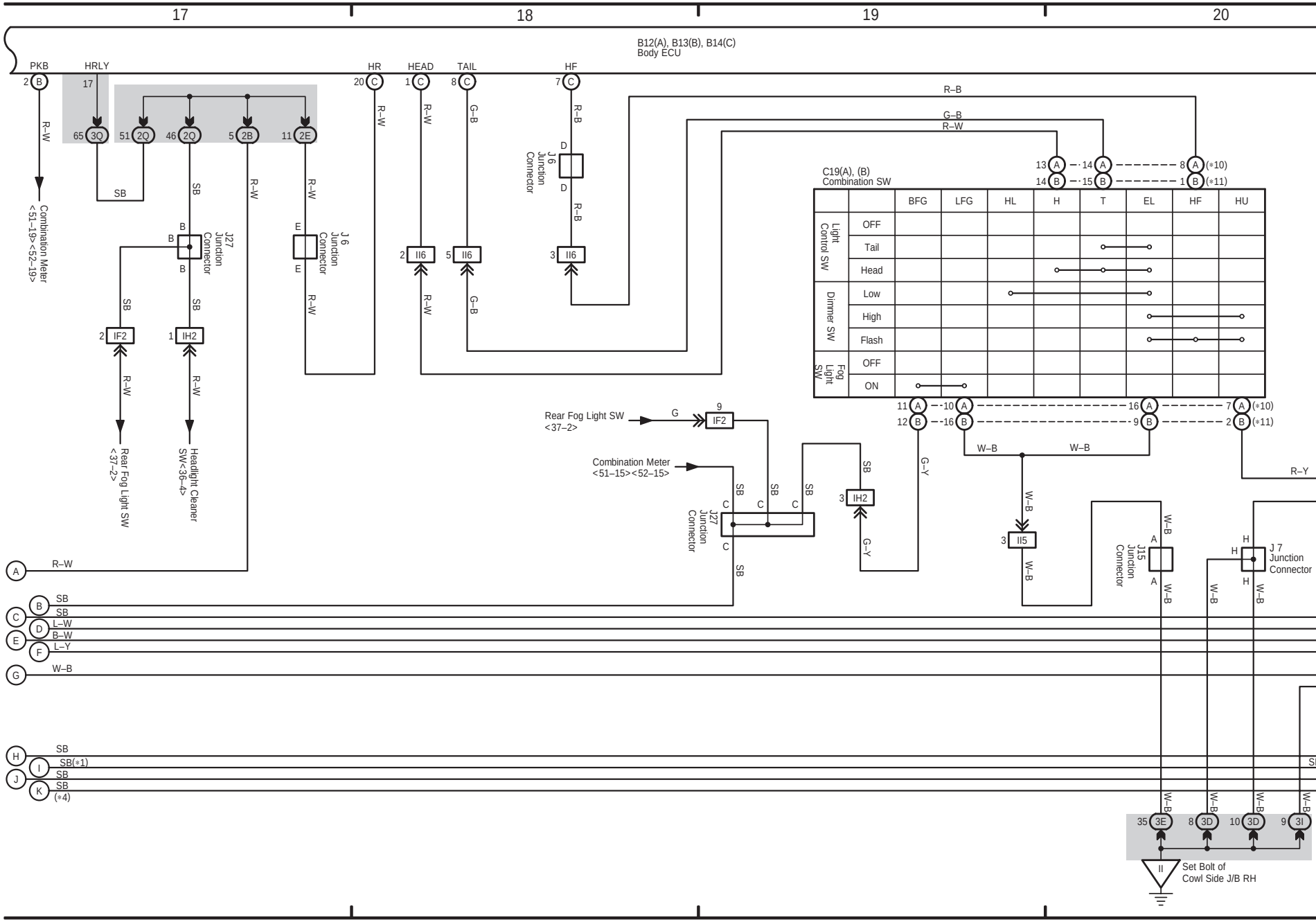
17
18
19
20
B12(A), B13(B), B14(C)
Body ECU
PKB
HRLY
HR
HEAD
TAIL
HF
2 B
17
20 C
1 C
8 C
7 C
R–W
65 3Q
51 2Q
46 2Q
5 2B
11 2E
SB
Combination Meter <51–19><52–19>
J27 Junction Connector
J 6 Junction Connector
B
E
D
II6
IF2
IH2
Rear Fog Light SW <37–2>
Headlight Cleaner SW<36–4>
R–B
G–B
R–W
G–Y
W–B
R–Y
C19(A), (B)
Combination SW
BFG
LFG
HL
H
T
EL
HF
HU
Light Control SW
OFF
Tail
Head
Dimmer SW
Low
High
Flash
Fog Light SW
OFF
ON
13 A
14 A
8 A (∗10)
14 B
15 B
1 B (∗11)
11 A
10 A
16 A
7 A (∗10)
12 B
16 B
9 B
2 B (∗11)
Rear Fog Light SW <37–2>
G
9
IF2
Combination Meter <51–15><52–15>
C
3 IH2
3 II5
J15 Junction Connector
A
J 7 Junction Connector
H
A
B
C
D
E
F
G
H
I
J
K
SB
L–W
B–W
L–Y
SB(∗1)
(∗4)
35 3E
8 3D
10 3D
9 3I
II
Set Bolt of Cowl Side J/B RH

next page)

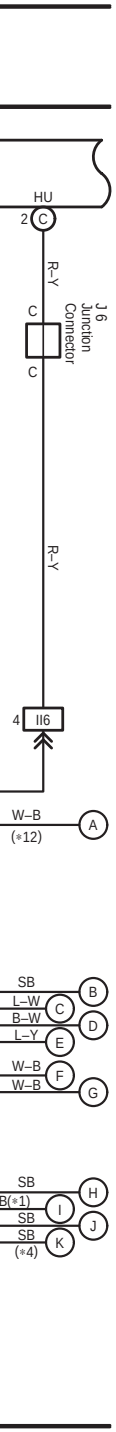

HU
2 C
R–Y
C
J 6
Junction
Connector
C
R–Y
4 II6
W–B
(∗12)
A
SB
B
L–W
C
B–W
D
L–Y
E
W–B
F
W–B
G
SB
H
B(∗1)
I
SB
J
SB
K
(∗4)

1 LAND CRUISER (RHD) (Cont' d)

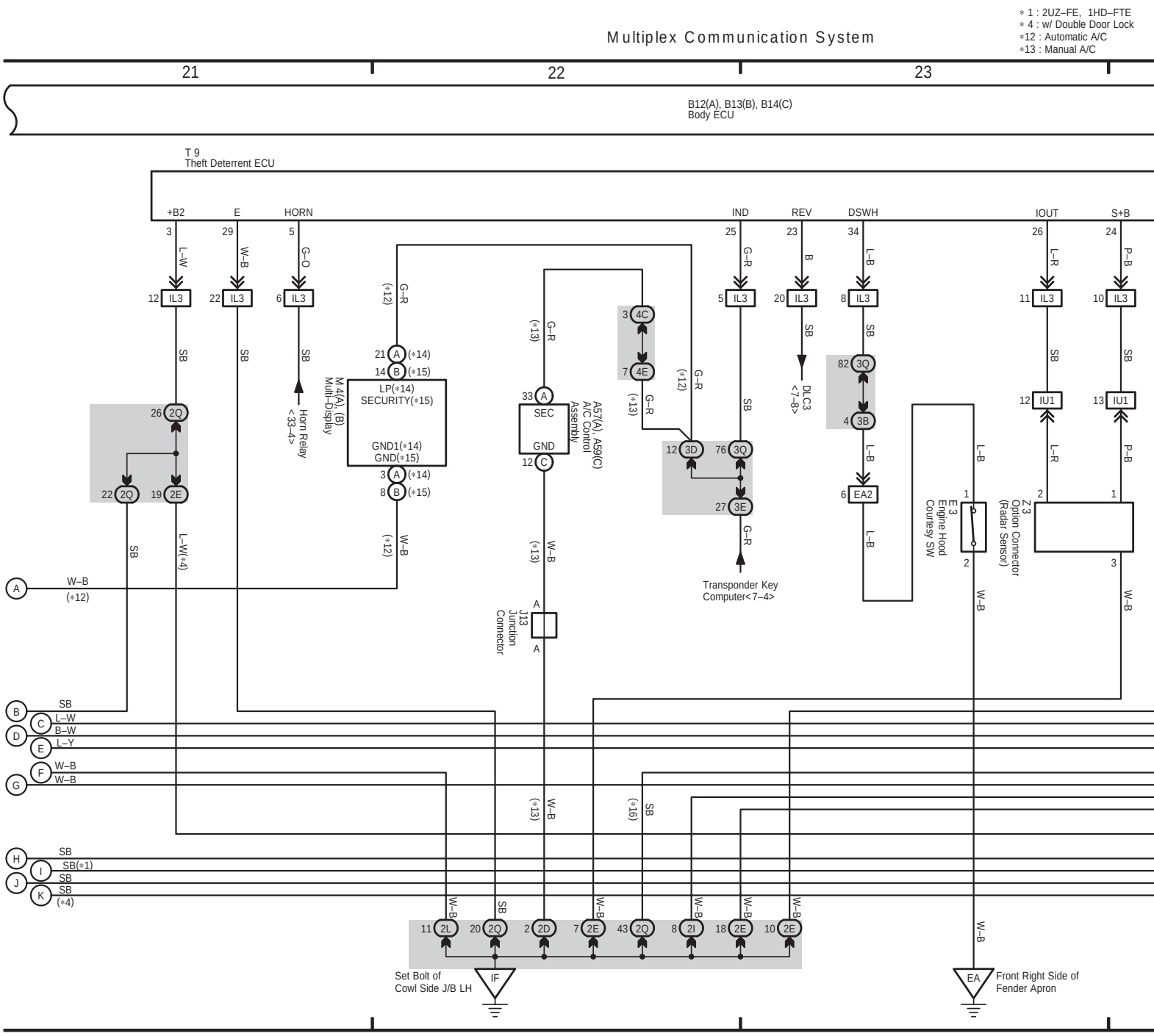

∗ 1 : 2UZ–FE, 1HD–FTE
∗ 4 : w/ Double Door Lock
∗12 : Automatic A/C
∗13 : Manual A/C
Multiplex Communication System
21
22
23
B12(A), B13(B), B14(C)
Body ECU
T 9
Theft Deterrent ECU
+B2
E
HORN
IND
REV
DSWH
IOUT
S+B
3
29
5
25
23
34
26
24
L–W
W–B
G–O
G–R
B
L–B
L–R
P–B
12 IL3
22 IL3
6 IL3
5 IL3
20 IL3
8 IL3
11 IL3
10 IL3
SB
Horn Relay
<33–4>
DLC3
<7–8>
G–R
(∗12)
21 A (∗14)
14 B (∗15)
M 4(A), (B)
Multi–Display
LP(∗14)
SECURITY(∗15)
GND1(∗14)
GND(∗15)
3 A (∗14)
8 B (∗15)
W–B
(∗12)
G–R
(∗13)
33 A
SEC
GND
12 C
A57(A), A59(C)
A/C Control
Assembly
3 4C
7 4E
(∗13)
(∗12)
12 3D
76 3Q
27 3E
Transponder Key
Computer<7–4>
82 3Q
4 3B
6 EA2
12 IU1
13 IU1
26 2Q
22 2Q
19 2E
L–W(∗4)
J13
Junction
Connector
A
A
W–B
(∗13)
E 3
Engine Hood
Courtesy SW
1
2
Z 3
Option Connector
(Radar Sensor)
2
1
3
A
W–B
(∗12)
B
SB
C
L–W
D
B–W
E
L–Y
F
W–B
G
W–B
(∗16)
SB
H
SB
I
SB(∗1)
J
SB
K
SB
(∗4)
11 2L
20 2Q
2 2D
7 2E
43 2Q
8 2I
18 2E
10 2E
Set Bolt of
Cowl Side J/B LH
IF
EA
Front Right Side of
Fender Apron

(Cont. next page)

*14 : w/ Navigation System
*15 : w/o Navigation System
*16 : w/o Power Window

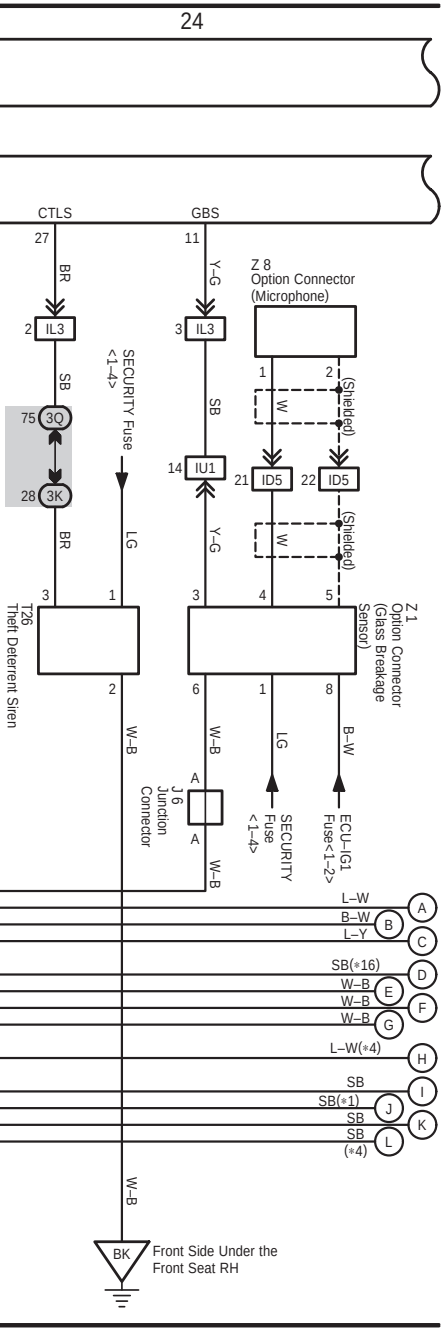
24
CTLS
GBS
27
11
BR
Y–G
Z 8
Option Connector
(Microphone)
IL3
SB
SECURITY Fuse <1–4>
3Q
3K
IU1
ID5
W
(Shielded)
LG
T26
Theft Deterrent Siren
Z 1
Option Connector
(Glass Breakage
Sensor)
W–B
B–W
J 6
Junction
Connector
SECURITY
Fuse
<1–4>
ECU–IG1
Fuse<1–2>
L–W
B–W
L–Y
SB(*16)
W–B
W–B
W–B
L–W(*4)
SB
SB(*1)
SB
SB
(*4)
A
B
C
D
E
F
G
H
I
J
K
L
BK
Front Side Under the
Front Seat RH

1 LAND CRUISER (RHD) (Cont' d)

Multiplex Communication System

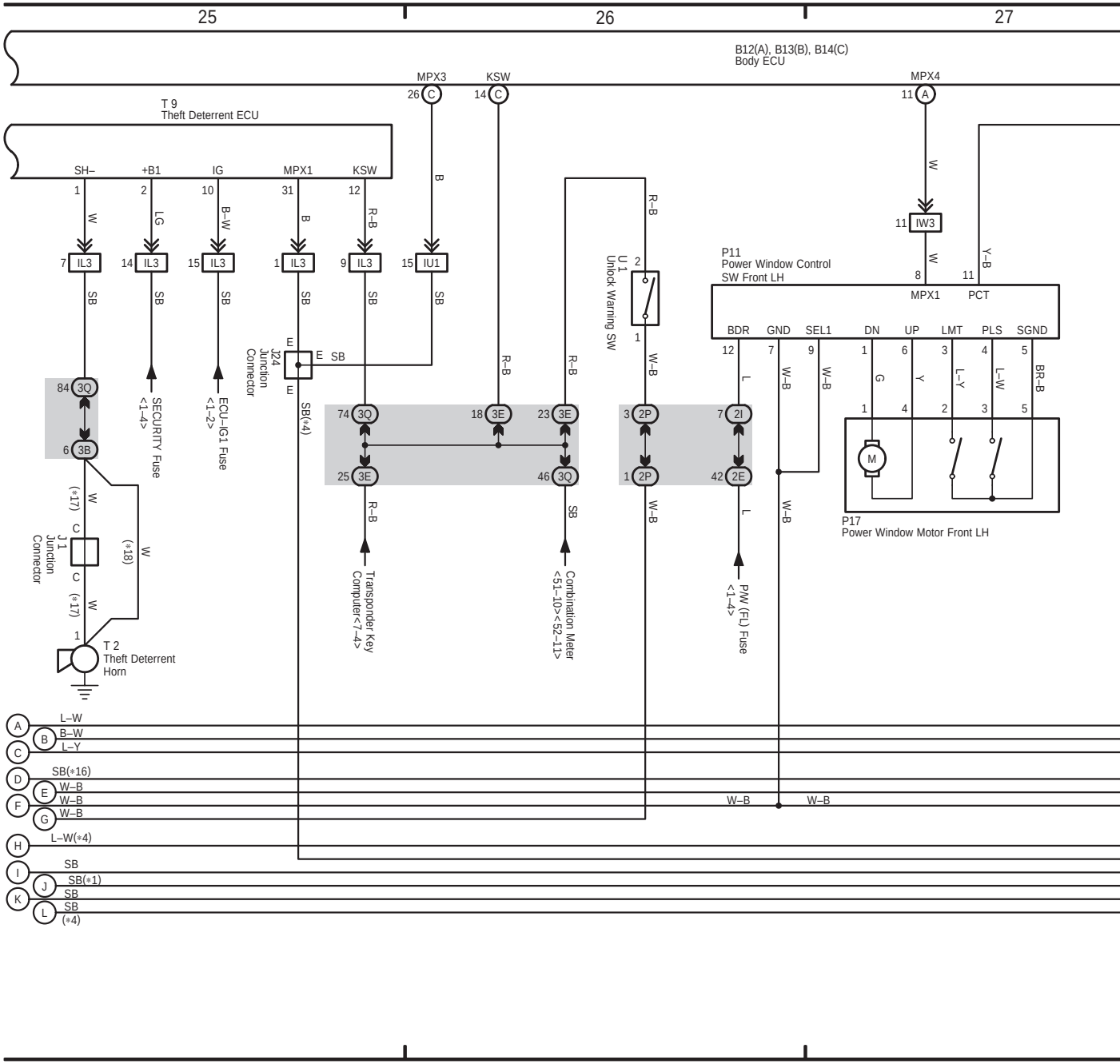
25
26
27
B12(A), B13(B), B14(C)
Body ECU
MPX3
KSW
MPX4
T 9
Theft Deterrent ECU
SH–
+B1
IG
MPX1
KSW
W
LG
B–W
B
R–B
IL3
IU1
IW3
SB
SECURITY Fuse <1–4>
ECU–IG1 Fuse <1–2>
J24
Junction
Connector
SB(*4)
U 1
Unlock Warning SW
P11
Power Window Control
SW Front LH
MPX1
PCT
BDR
GND
SEL1
DN
UP
LMT
PLS
SGND
Y–B
L
W–B
G
Y
L–Y
L–W
BR–B
M
P17
Power Window Motor Front LH
3Q
3B
3E
2P
2I
2E
(*17)
(*18)
J 1
Junction
Connector
T 2
Theft Deterrent
Horn
Transponder Key
Computer<7–4>
Combination Meter
<51–10><52–11>
P/W (FL) Fuse
<1–4>
L–W
B–W
L–Y
SB(*16)
W–B
W–B
W–B
L–W(*4)
SB
SB(*1)
SB
SB
(*4)
W–B
W–B
A
B
C
D
E
F
G
H
I
J
K
L

(Cont. next page)

∗ 1 : 2UZ–FE, 1HD–FTE
∗ 4 : w/ Double Door Lock
∗16 : w/o Power Window
∗17 : 2UZ–FE w/ Sub Tank, 1HD–FTE w/o ABS
∗18 : Except ∗17

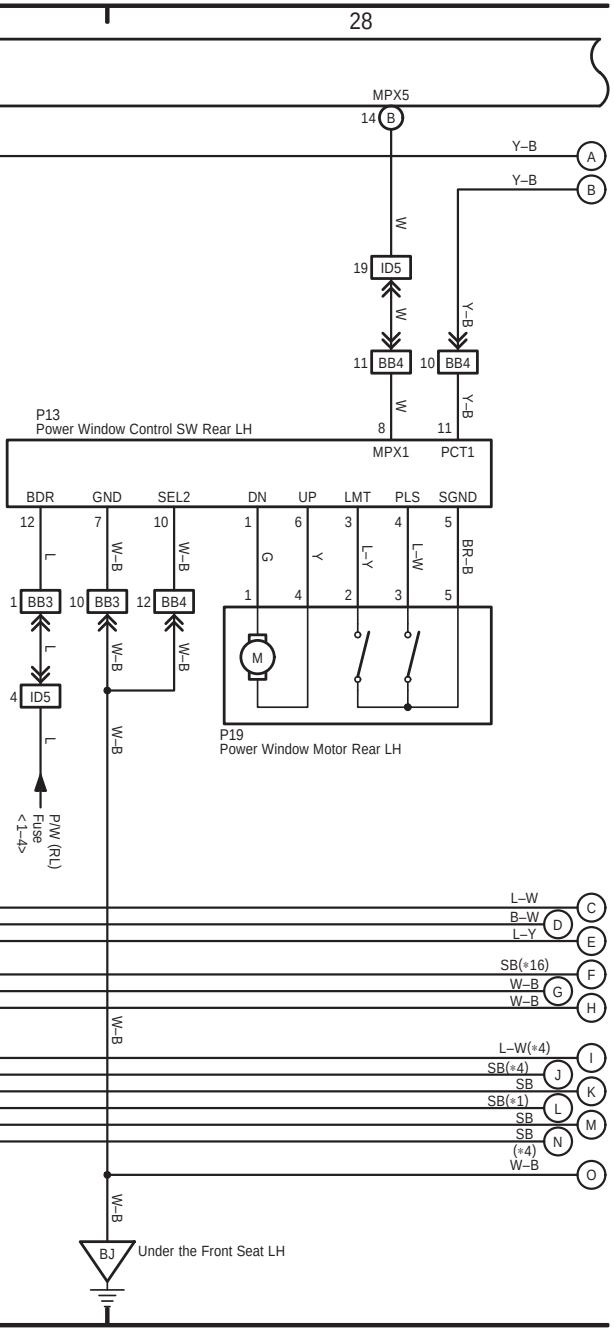
28
MPX5
14 B
Y–B
A
Y–B
B
W
19 ID5
W
11 BB4
10 BB4
Y–B
8
11
P13
Power Window Control SW Rear LH
MPX1
PCT1
BDR
GND
SEL2
DN
UP
LMT
PLS
SGND
12
7
10
1
6
3
4
5
L
W–B
G
Y
L–Y
L–W
BR–B
1 BB3
10 BB3
12 BB4
2
M
P19
Power Window Motor Rear LH
4 ID5
P/W (RL) Fuse <1–4>
L–W
C
B–W
D
L–Y
E
SB(∗16)
F
W–B
G
W–B
H
L–W(∗4)
I
SB(∗4)
J
SB
K
SB(∗1)
L
SB
M
SB (∗4)
N
W–B
O
BJ
Under the Front Seat LH

1 LAND CRUISER (RHD) (Cont' d)

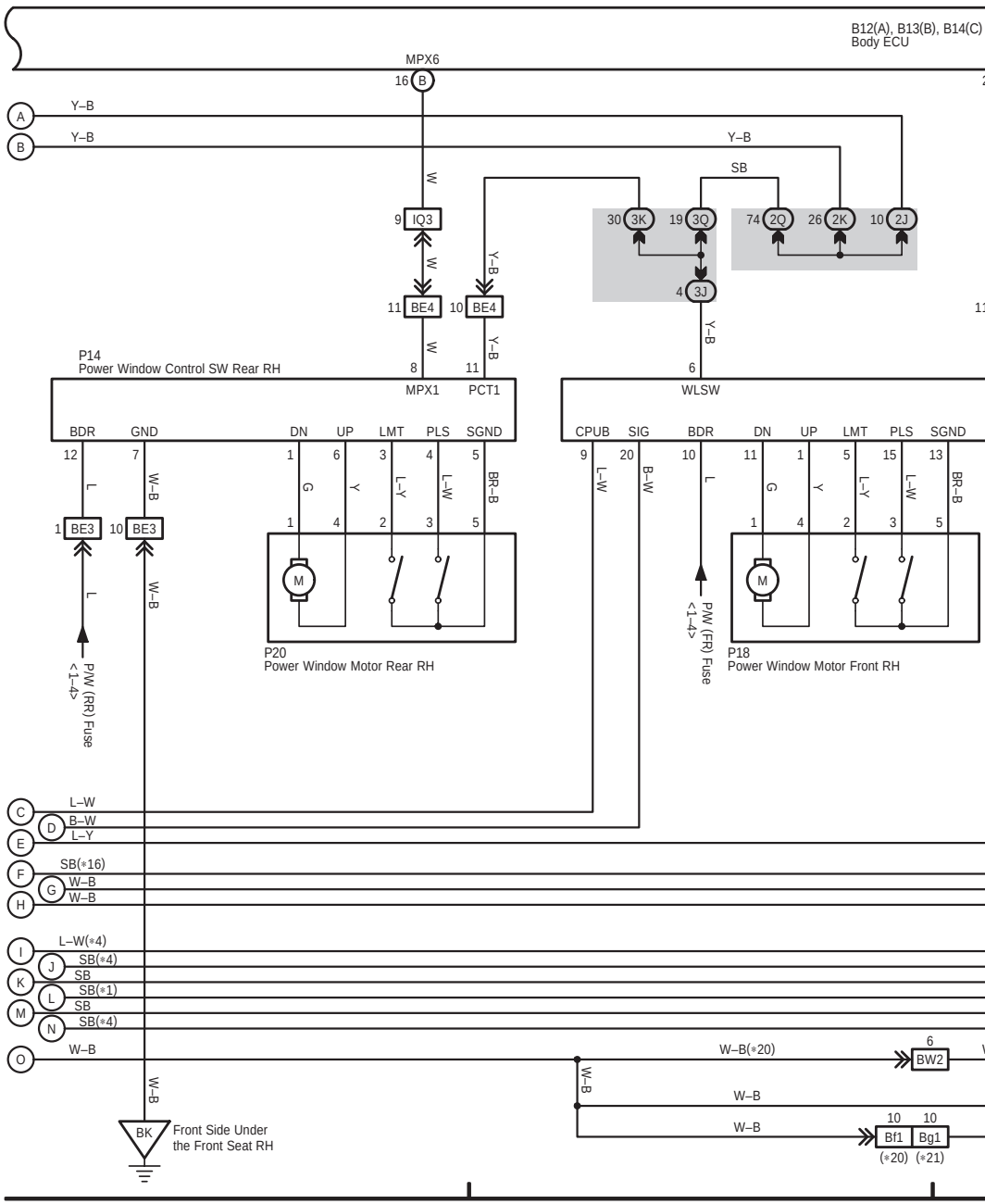
Multiplex Communicat
29
30
B12(A), B13(B), B14(C)
Body ECU
MPX6
16 B
A
Y–B
B
Y–B
Y–B
SB
W
9 IQ3
30 3K
19 3Q
74 2Q
26 2K
10 2J
4 3J
11 BE4
10 BE4
Y–B
P14
Power Window Control SW Rear RH
8
11
6
MPX1
PCT1
WLSW
BDR
GND
DN
UP
LMT
PLS
SGND
CPUB
SIG
12
7
1
6
3
4
5
9
20
10
11
15
13
L
W–B
G
Y
L–Y
L–W
BR–B
B–W
1 BE3
10 BE3
2
M
P20
Power Window Motor Rear RH
P18
Power Window Motor Front RH
P/W (RR) Fuse <1–4>
P/W (FR) Fuse <1–4>
C
L–W
D
B–W
E
L–Y
F
SB(∗16)
G
W–B
H
W–B
I
L–W(∗4)
J
SB(∗4)
K
SB
L
SB(∗1)
M
SB
N
SB(∗4)
O
W–B
W–B(∗20)
6 BW2
10 Bf1
10 Bg1
(∗20) (∗21)
BK
Front Side Under the Front Seat RH

(Cont. next page)

tion System

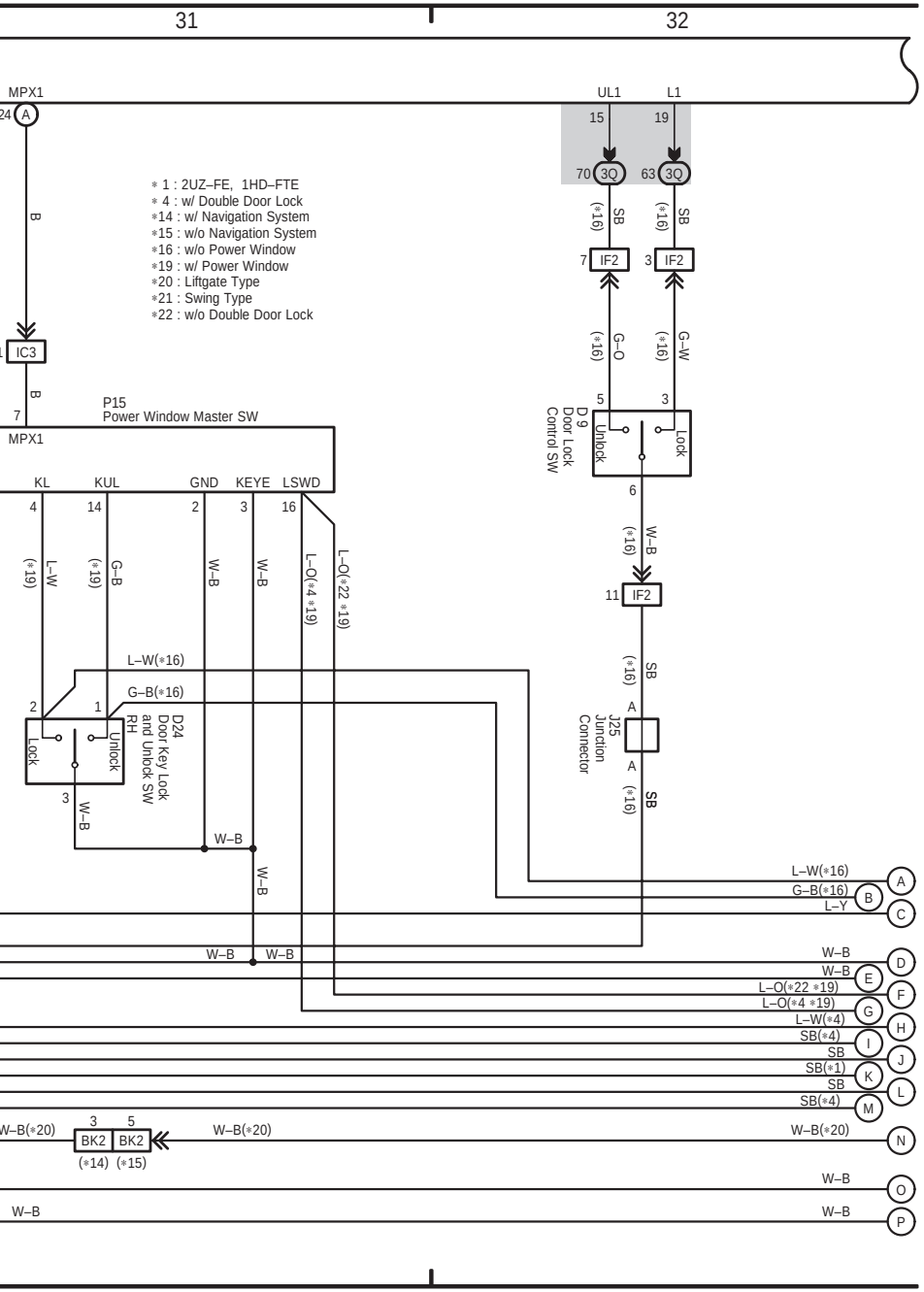
31
32
MPX1
24 A
B
IC3
B
7
P15
Power Window Master SW
MPX1
KL
KUL
GND
KEYE
LSWD
4
14
2
3
16
L–W (*19)
G–B (*19)
W–B
W–B
L–O(*4 *19)
L–O(*22 *19)
L–W(*16)
G–B(*16)
2
1
D24
Door Key Lock and Unlock SW RH
Lock
Unlock
3
W–B
W–B
W–B
UL1
L1
15
19
70 3Q
63 3Q
SB (*16)
SB (*16)
7 IF2
3 IF2
G–O (*16)
G–W (*16)
5
3
D 9
Door Lock Control SW
Unlock
Lock
6
W–B (*16)
11 IF2
SB (*16)
A
J25
Junction Connector
A
SB (*16)
* 1 : 2UZ–FE, 1HD–FTE
* 4 : w/ Double Door Lock
*14 : w/ Navigation System
*15 : w/o Navigation System
*16 : w/o Power Window
*19 : w/ Power Window
*20 : Liftgate Type
*21 : Swing Type
*22 : w/o Double Door Lock
L–W(*16) A
G–B(*16) B
L–Y C
W–B
W–B
W–B D
W–B E
L–O(*22 *19) F
L–O(*4 *19) G
L–W(*4) H
SB(*4) I
SB J
SB(*1) K
SB L
SB(*4) M
W–B(*20)
3
5
BK2
BK2
(*14)
(*15)
W–B(*20)
W–B(*20) N
W–B O
W–B
W–B P

1 LAND CRUISER (RHD) (Cont' d)

Multiplex Commu

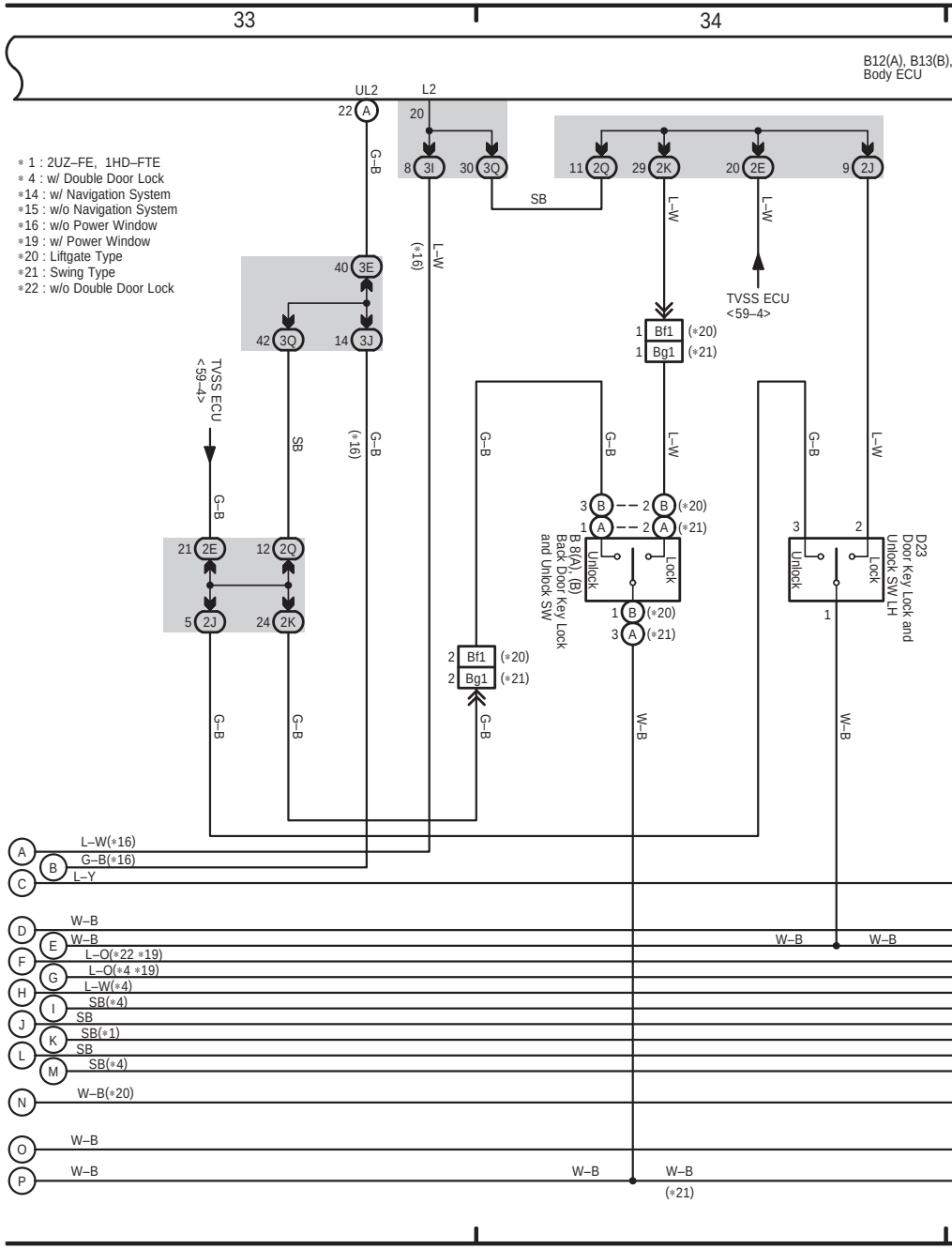
33
34
B12(A), B13(B),
Body ECU
UL2
L2
22 A
20
8 3I
30 3Q
11 2Q
29 2K
20 2E
9 2J
SB
G–B
L–W (*16)
L–W
L–W
TVSS ECU <59–4>
40 3E
42 3Q
14 3J
1 Bf1 (*20)
1 Bg1 (*21)
TVSS ECU <59–4>
SB
G–B (*16)
G–B
G–B
L–W
G–B
L–W
G–B
3 B – – 2 B (*20)
1 A – – 2 A (*21)
B 8(A), (B)
Back Door Key Lock and Unlock SW
Unlock
Lock
1 B (*20)
3 A (*21)
3
2
D23
Door Key Lock and Unlock SW LH
Unlock
Lock
1
21 2E
12 2Q
5 2J
24 2K
2 Bf1 (*20)
2 Bg1 (*21)
G–B
G–B
G–B
W–B
W–B
* 1 : 2UZ–FE, 1HD–FTE
* 4 : w/ Double Door Lock
*14 : w/ Navigation System
*15 : w/o Navigation System
*16 : w/o Power Window
*19 : w/ Power Window
*20 : Liftgate Type
*21 : Swing Type
*22 : w/o Double Door Lock
A L–W(*16)
B G–B(*16)
C L–Y
D W–B
E W–B
F L–O(*22 *19)
G L–O(*4 *19)
H L–W(*4)
I SB(*4)
J SB
K SB(*1)
L SB
M SB(*4)
N W–B(*20)
O W–B
P W–B
W–B
W–B
W–B
W–B
(*21)

nication System

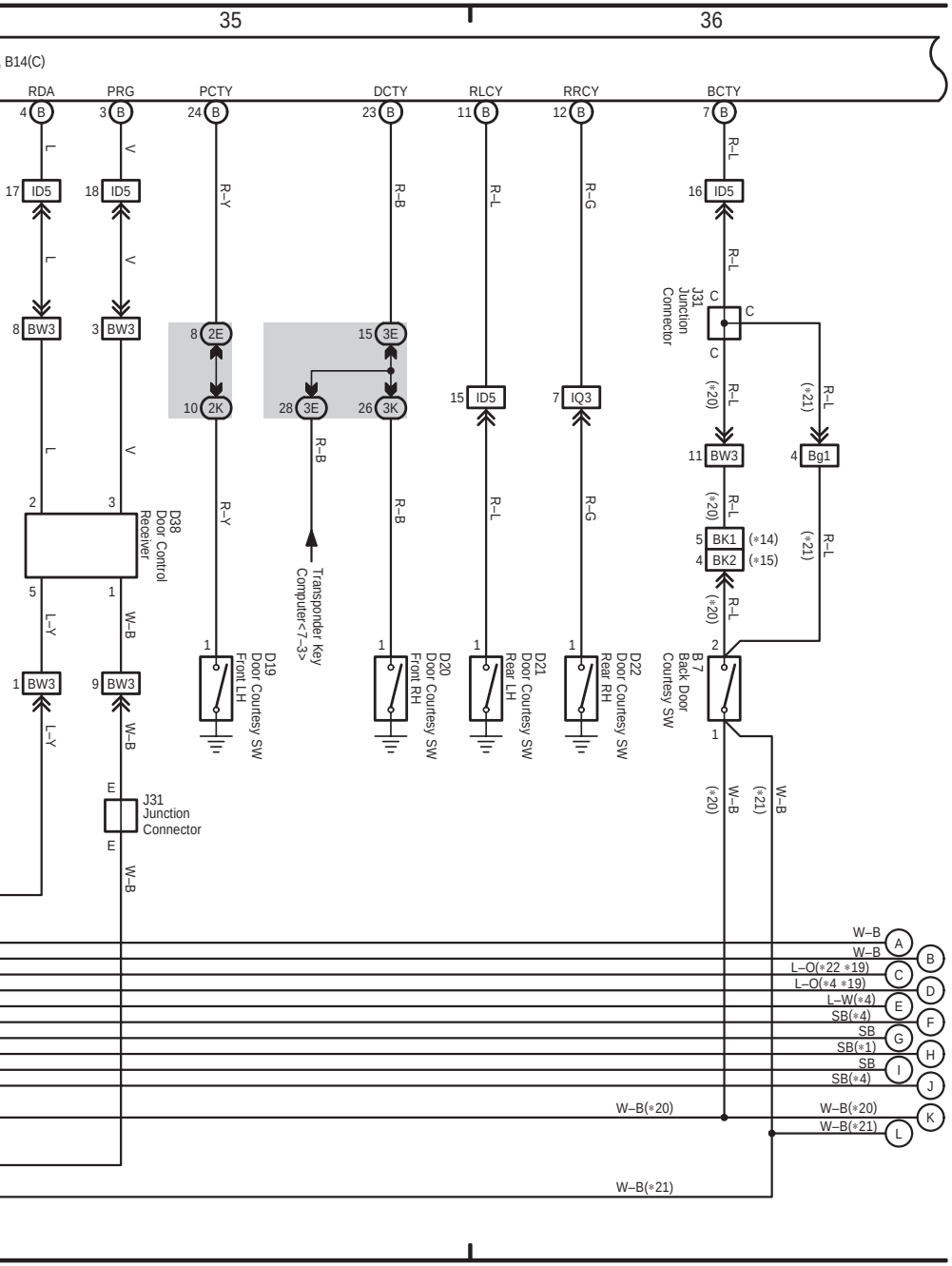
35
36
B14(C)
RDA
PRG
PCTY
DCTY
RLCY
RRCY
BCTY
ID5
BW3
2E
2K
3E
3K
IQ3
J31 Junction Connector
BW3
Bg1
BK1 (*14)
BK2 (*15)
D38 Door Control Receiver
Transponder Key Computer<7-3>
D19 Door Courtesy SW Front LH
D20 Door Courtesy SW Front RH
D21 Door Courtesy SW Rear LH
D22 Door Courtesy SW Rear RH
B 7 Back Door Courtesy SW
J31 Junction Connector
L
V
R-Y
R-B
R-L
R-G
L-Y
W-B
W-B
L-O(*22 *19)
L-O(*4 *19)
L-W(*4)
SB(*4)
SB
SB(*1)
SB
SB(*4)
W-B(*20)
W-B(*21)
A
B
C
D
E
F
G
H
I
J
K
L

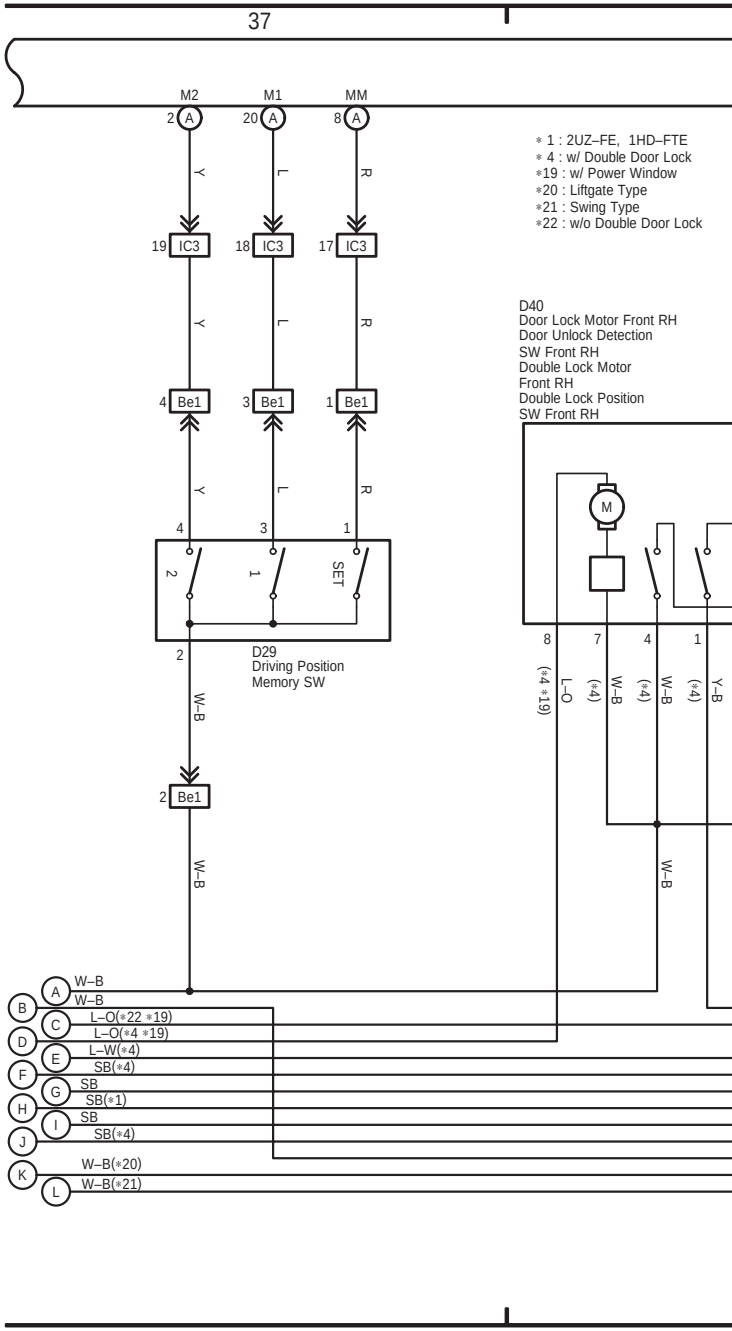
37
M2
M1
MM
A
Y
L
R
IC3
Be1
2
1
SET
D29 Driving Position Memory SW
D40 Door Lock Motor Front RH Door Unlock Detection SW Front RH Double Lock Motor Front RH Double Lock Position SW Front RH
M
L-O
W-B
Y-B
(*4 *19)
(*4)
W-B
W-B
L-O(*22 *19)
L-O(*4 *19)
L-W(*4)
SB(*4)
SB
SB(*1)
SB
SB(*4)
W-B(*20)
W-B(*21)
A
B
C
D
E
F
G
H
I
J
K
L

* 1 : 2UZ-FE, 1HD-FTE
* 4 : w/ Double Door Lock
*19 : w/ Power Window
*20 : Liftgate Type
*21 : Swing Type
*22 : w/o Double Door Lock

(Cont. next page)

Multiplex Communication System

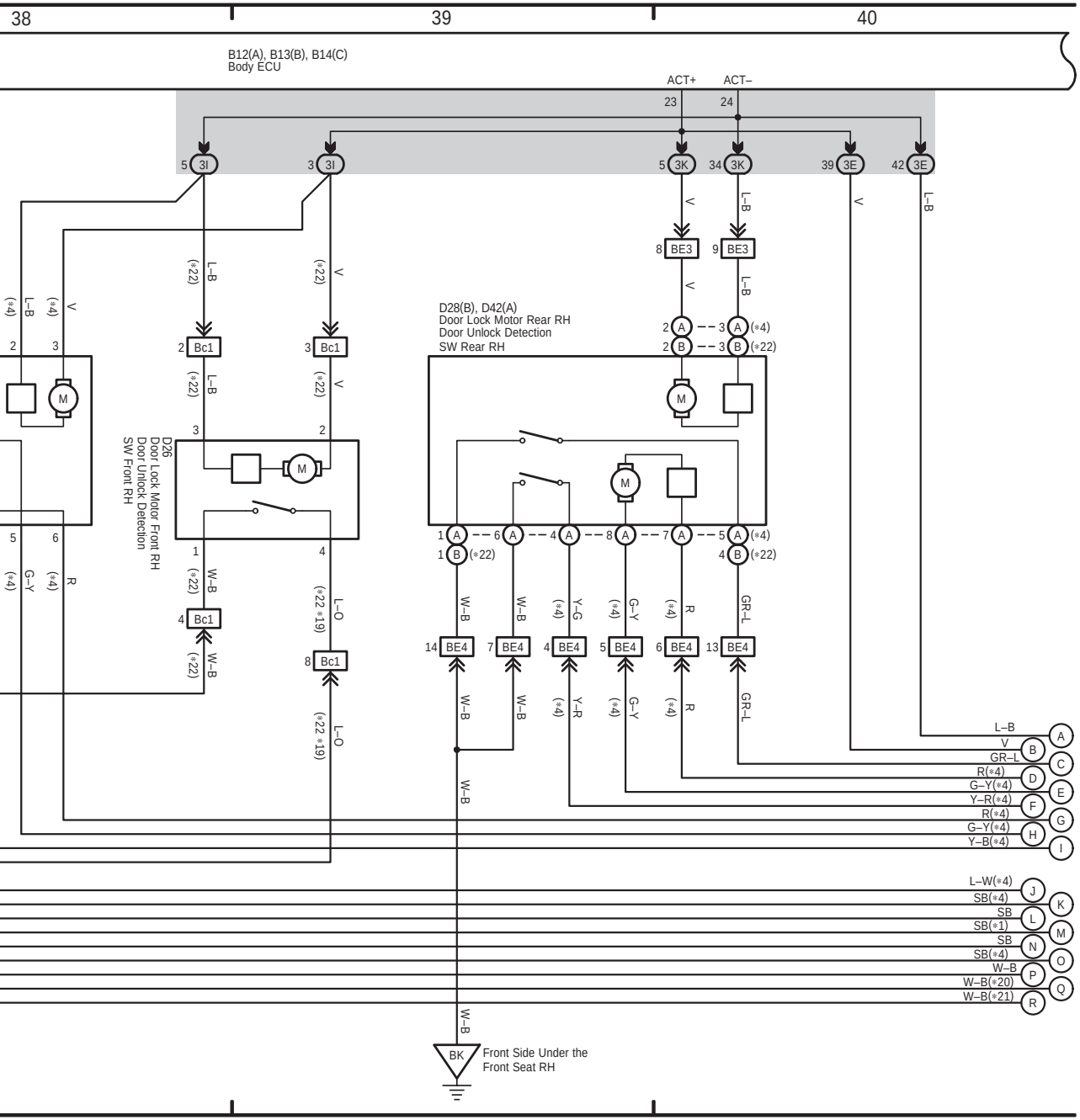
38
39
40
B12(A), B13(B), B14(C)
Body ECU
ACT+
ACT–
23
24
3I
3K
3E
L–B
V
BE3
Bc1
D26
Door Lock Motor Front RH
Door Unlock Detection
SW Front RH
D28(B), D42(A)
Door Lock Motor Rear RH
Door Unlock Detection
SW Rear RH
M
BE4
W–B
Y–G
G–Y
R
GR–L
L–O
(*4)
(*22)
(*22 *19)
Y–R
R(*4)
G–Y(*4)
Y–R(*4)
Y–B(*4)
L–W(*4)
SB(*4)
SB
SB(*1)
W–B(*20)
W–B(*21)
BK
Front Side Under the
Front Seat RH


41
LSWR
5
38
3Q
2Q
2G
11
GR–L
L–B
V
BF4
BO4
R(*4)
G–Y(*4)
Y–R(*4)
Y–B(*4)
L–W(*4)
SB(*4)
SB
SB(*1)
W–B
W–B(*20)
W–B(*21)

(Cont' d)

(Cont. next page)

Multiplex Communication System

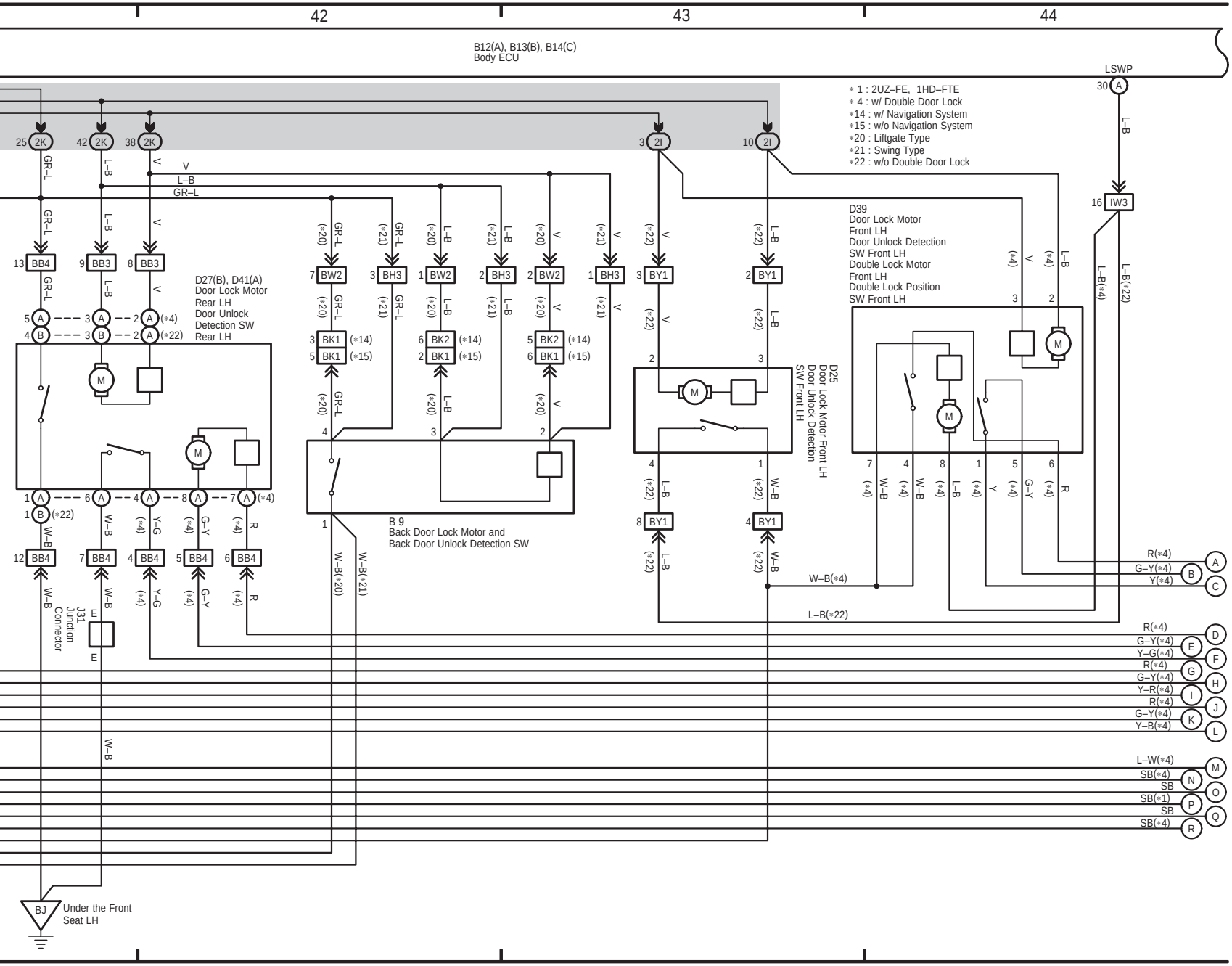
42
43
44
B12(A), B13(B), B14(C)
Body ECU
LSWP
30 A
25 2K
42 2K
38 2K
3 2I
10 2I
GR–L
L–B
V
13 BB4
9 BB3
8 BB3
IW3
16
D27(B), D41(A)
Door Lock Motor
Rear LH
Door Unlock
Detection SW
Rear LH
5 A 3 A 2 A (*4)
4 B 3 B 2 A (*22)
1 A 6 A 4 A 8 A 7 A (*4)
1 B (*22)
W–B
Y–G
G–Y
R
12 BB4
7 BB4
4 BB4
5 BB4
6 BB4
J31
Junction
Connector
E
7 BW2
3 BH3
1 BW2
2 BH3
2 BW2
1 BH3
3 BY1
2 BY1
(*20)
(*21)
(*22)
3 BK1 (*14)
5 BK1 (*15)
6 BK2 (*14)
2 BK1 (*15)
5 BK2 (*14)
6 BK1 (*15)
B 9
Back Door Lock Motor and
Back Door Unlock Detection SW
W–B(*20)
W–B(*21)
D25
Door Lock Motor Front LH
Door Unlock Detection
SW Front LH
8 BY1
4 BY1
D39
Door Lock Motor
Front LH
Door Unlock Detection
SW Front LH
Double Lock Motor
Front LH
Double Lock Position
SW Front LH
L–B(*4)
L–B(*22)
W–B(*4)
L–B(*22)
M
R(*4) A
G–Y(*4) B
Y(*4) C
R(*4) D
G–Y(*4) E
Y–G(*4) F
R(*4) G
G–Y(*4) H
Y–R(*4) I
R(*4) J
G–Y(*4) K
Y–B(*4) L
L–W(*4) M
SB(*4) N
SB O
SB(*1) P
SB Q
SB(*4) R
BJ
Under the Front
Seat LH

* 1 : 2UZ–FE, 1HD–FTE
* 4 : w/ Double Door Lock
*14 : w/ Navigation System
*15 : w/o Navigation System
*20 : Liftgate Type
*21 : Swing Type
*22 : w/o Double Door Lock

(Cont. next page)

Multiplex Communication System

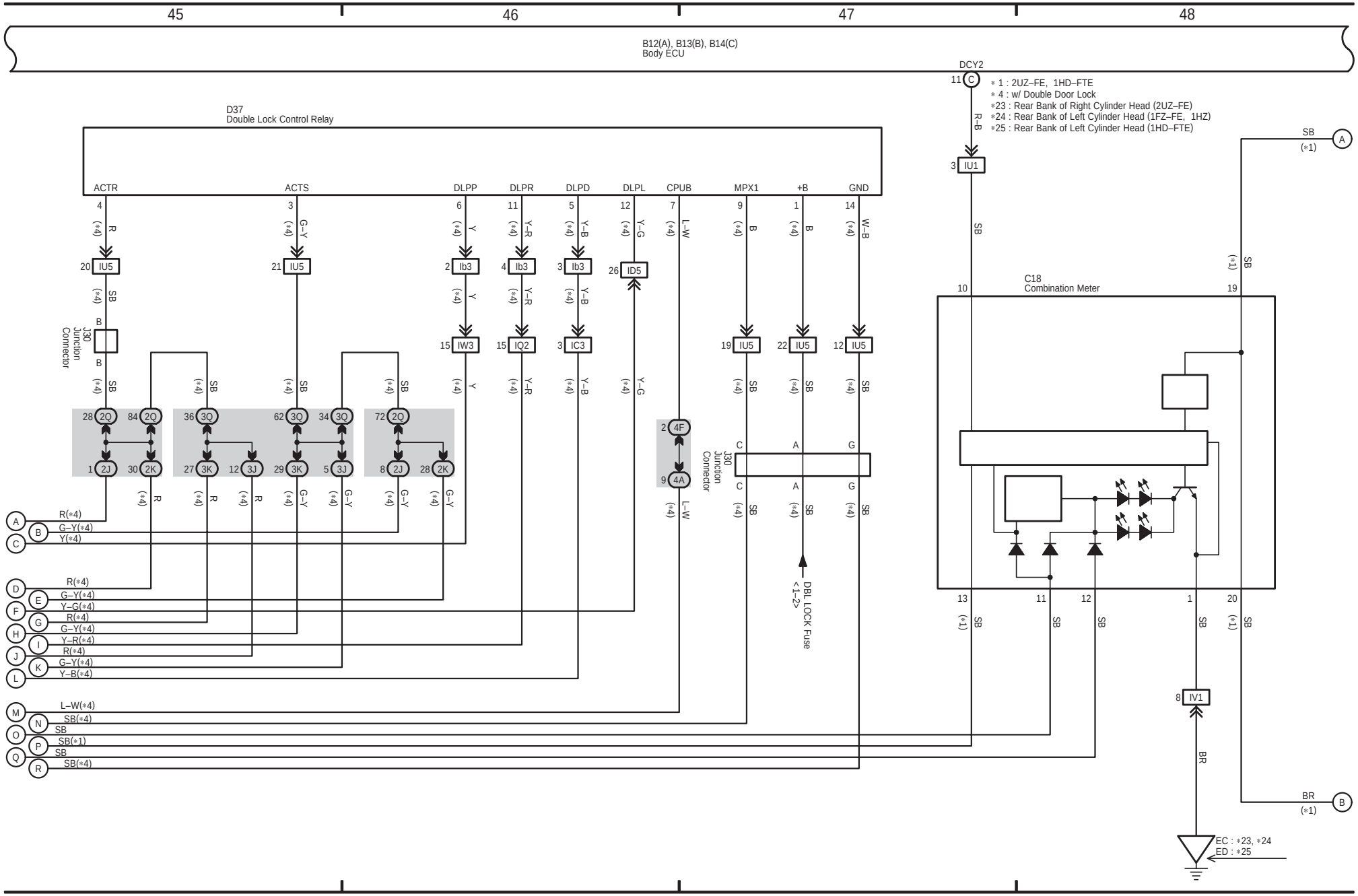
45
46
47
48
B12(A), B13(B), B14(C)
Body ECU
DCY2
11 C
R–B
3 IU1
SB
D37
Double Lock Control Relay
ACTR
ACTS
DLPP
DLPR
DLPD
DLPL
CPUB
MPX1
+B
GND
4 R (∗4)
3 G–Y (∗4)
6 Y (∗4)
11 Y–R (∗4)
5 Y–B (∗4)
12 Y–G (∗4)
7 L–W (∗4)
9 B (∗4)
1 B (∗4)
14 W–B (∗4)
20 IU5
21 IU5
2 Ib3
4 Ib3
3 Ib3
26 ID5
15 IW3
15 IQ2
3 IC3
19 IU5
22 IU5
12 IU5
J30
Junction Connector
B
28 2Q
84 2Q
36 3Q
62 3Q
34 3Q
72 2Q
1 2J
30 2K
27 3K
12 3J
29 3K
5 3J
8 2J
28 2K
2 4F
9 4A
C
A
G
DBL LOCK Fuse
<1–2>
C18
Combination Meter
10
19
13
11
12
1
20
8 IV1
BR
SB (∗1)
A
B
EC : ∗23, ∗24
ED : ∗25
A R(∗4)
B G–Y(∗4)
C Y(∗4)
D R(∗4)
E G–Y(∗4)
F Y–G(∗4)
G R(∗4)
H G–Y(∗4)
I Y–R(∗4)
J R(∗4)
K G–Y(∗4)
L Y–B(∗4)
M L–W(∗4)
N SB(∗4)
O SB
P SB(∗1)
Q SB
R SB(∗4)

∗ 1 : 2UZ–FE, 1HD–FTE
∗ 4 : w/ Double Door Lock
∗23 : Rear Bank of Right Cylinder Head (2UZ–FE)
∗24 : Rear Bank of Left Cylinder Head (1FZ–FE, 1HZ)
∗25 : Rear Bank of Left Cylinder Head (1HD–FTE)

(Cont. next page)

Multiplex Communication System

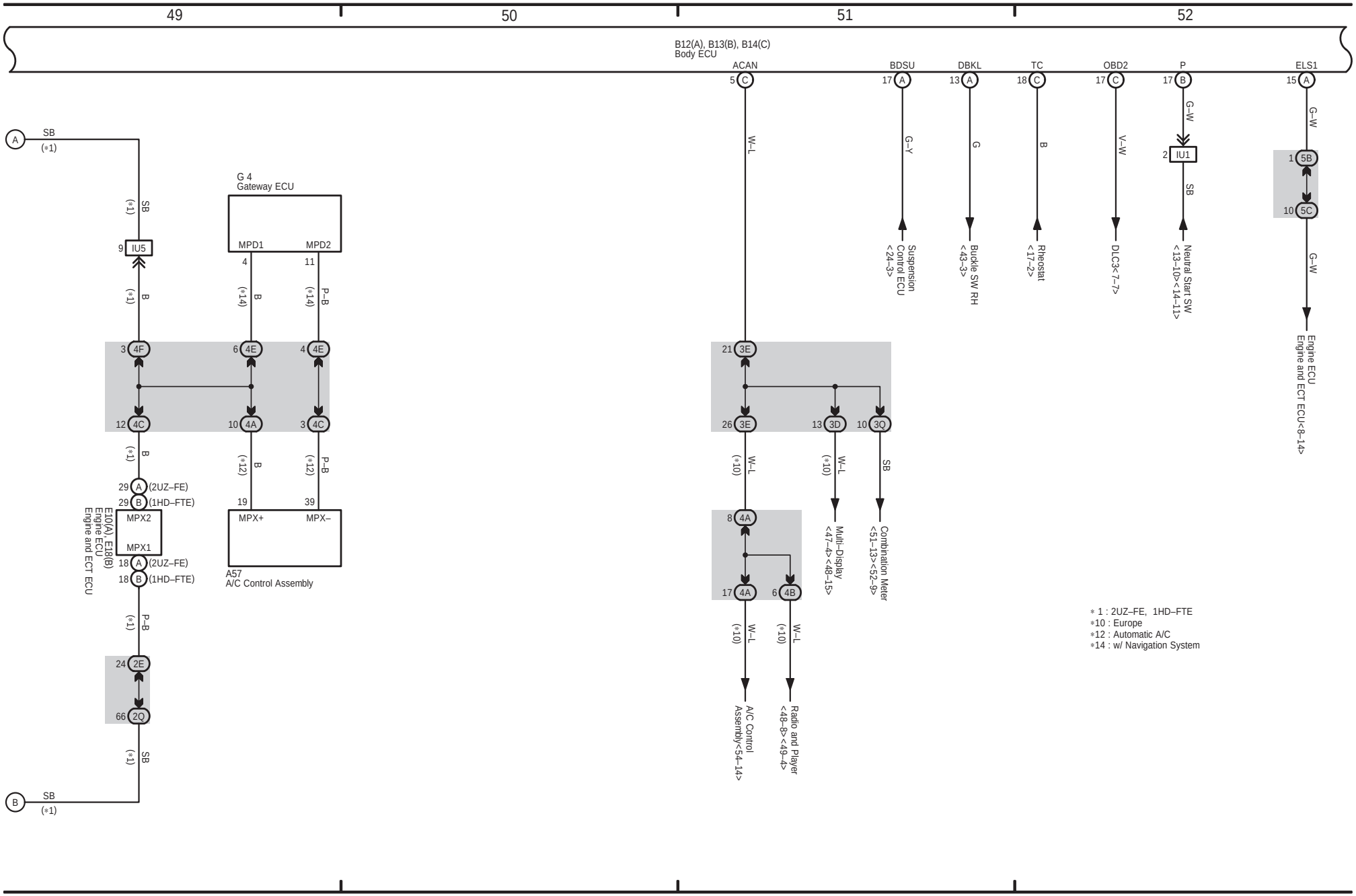
49
50
51
52
B12(A), B13(B), B14(C)
Body ECU
ACAN
5 C
BDSU
17 A
DBKL
13 A
TC
18 C
OBD2
17 C
P
17 B
ELS1
15 A
W–L
G–Y
G
B
V–W
G–W
2 IU1
SB
1 5B
10 5C
G–W
Suspension Control ECU <24–3>
Buckle SW RH <43–3>
Rheostat <17–2>
DLC3<7–7>
Neutral Start SW <13–10><14–11>
Engine ECU
Engine and ECT ECU<8–14>
A
SB
(*1)
G 4
Gateway ECU
MPD1
MPD2
4
11
9 IU5
(*1)
B
(*14)
B
(*14)
P–B
3 4F
6 4E
4 4E
12 4C
10 4A
3 4C
(*12)
B
(*12)
P–B
29 A (2UZ–FE)
29 B (1HD–FTE)
MPX2
MPX1
18 A (2UZ–FE)
18 B (1HD–FTE)
E10(A), E18(B)
Engine ECU
Engine and ECT ECU
19
39
MPX+
MPX–
A57
A/C Control Assembly
P–B
24 2E
66 2Q
B
SB
(*1)
21 3E
26 3E
13 3D
10 3Q
(*10)
W–L
SB
Multi–Display <47–4><48–15>
Combination Meter <51–13><52–9>
8 4A
17 4A
6 4B
A/C Control Assembly<54–14>
Radio and Player <48–8><49–4>

*1 : 2UZ–FE, 1HD–FTE
*10 : Europe
*12 : Automatic A/C
*14 : w/ Navigation System

Multiplex Communication System

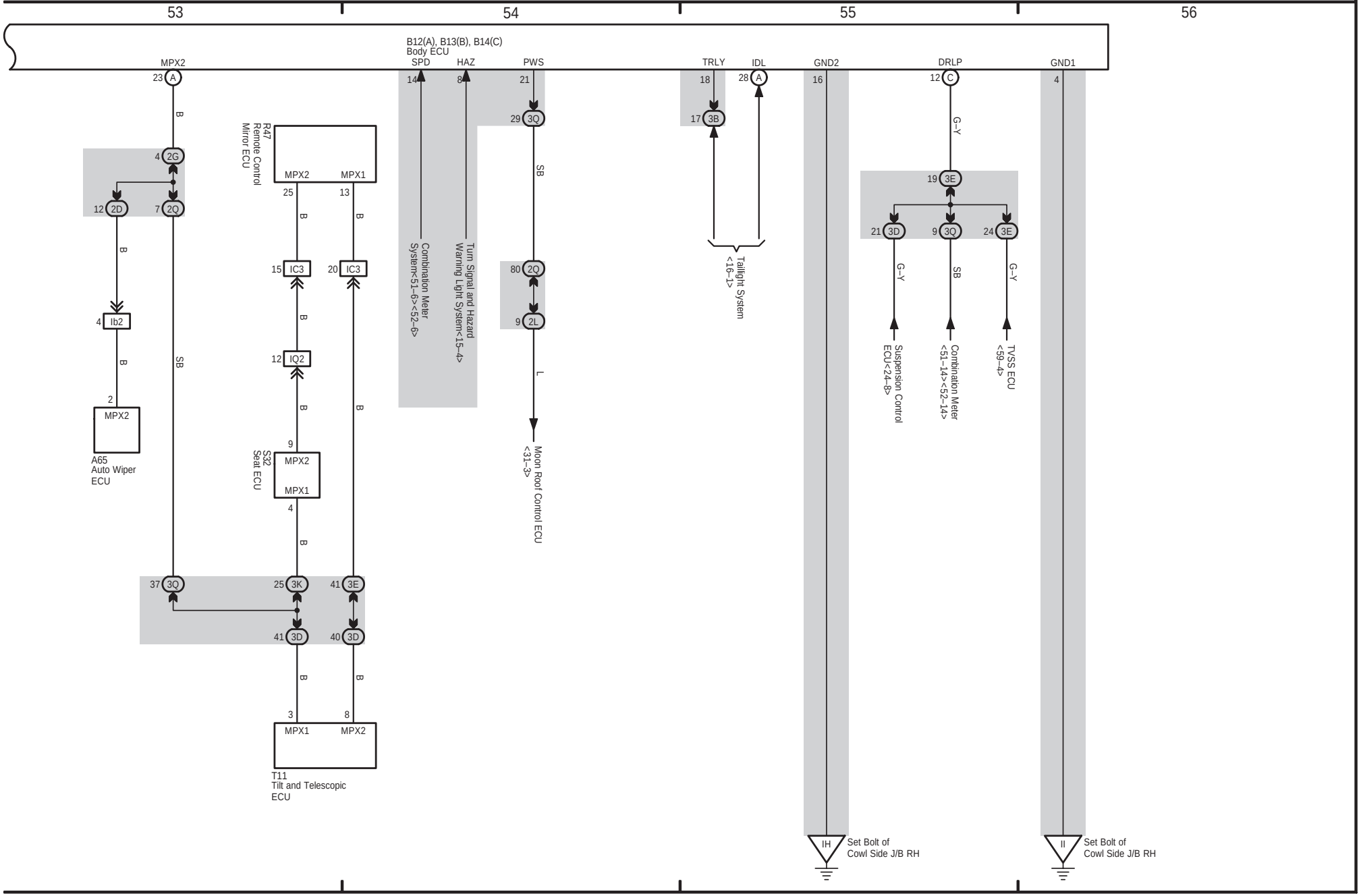
53
54
55
56
B12(A), B13(B), B14(C)
Body ECU
MPX2
23 A
SPD
14
HAZ
8
PWS
21
TRLY
18
IDL
28 A
GND2
16
DRLP
12 C
GND1
4
B
4 2G
12 2D
7 2Q
B
4 Ib2
B
2
MPX2
A65
Auto Wiper
ECU
SB
R47
Remote Control
Mirror ECU
MPX2
MPX1
25
13
B
B
15 IC3
20 IC3
B
12 IQ2
B
B
9
MPX2
S32
Seat ECU
MPX1
4
B
37 3Q
25 3K
41 3E
41 3D
40 3D
B
B
3
8
MPX1
MPX2
T11
Tilt and Telescopic
ECU
Combination Meter
System<51–6><52–6>
Turn Signal and Hazard
Warning Light System<15–4>
29 3Q
SB
80 2Q
9 2L
L
Moon Roof Control ECU
<31–3>
17 3B
Taillight System
<16–1>
G–Y
19 3E
21 3D
9 3Q
24 3E
G–Y
SB
G–Y
Suspension Control
ECU<24–8>
Combination Meter
<51–14><52–14>
TVSS ECU
<59–4>
IH
Set Bolt of
Cowl Side J/B RH
II
Set Bolt of
Cowl Side J/B RH