Position of Parts in Engine Compartment <RHD 1KD-FTV>

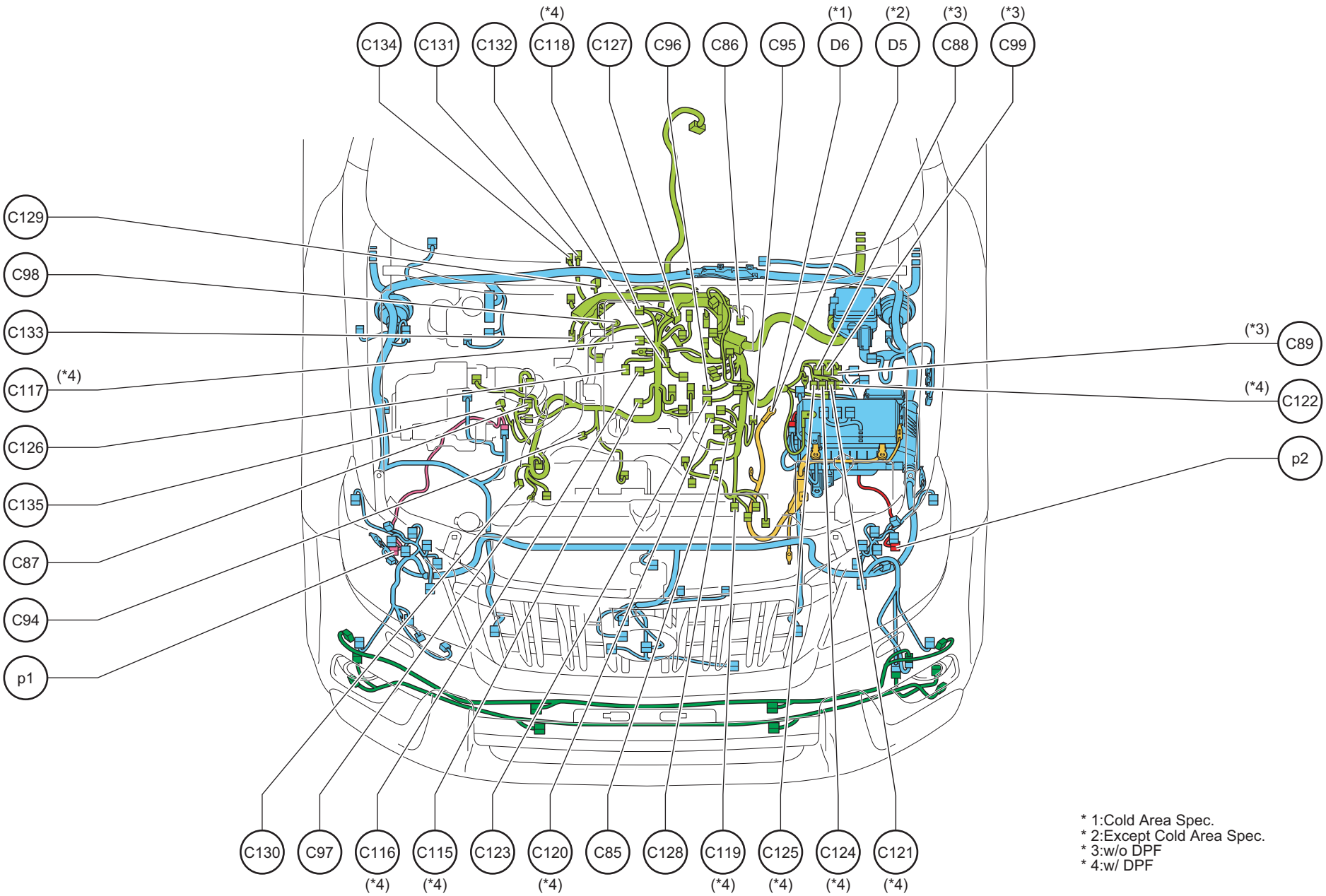

* 1:Cold Area Spec.
* 2:Except Cold Area Spec.
* 3:w/o DPF
* 4:w/ DPF

C 85 Fuel Temperature Sensor
C 86 Electric EGR Control Valve Sensor
C 87 Nozzle Vane Position Sensor
C 88 Injector Driver
C 89 Injector Driver
C 94 Viscous with Magnet Clutch Heater Assembly
C 95 Starter Assembly
C 96 Engine Oil Pressure Switch Assembly
C 97 Generator Assembly
C 98 Glow Plug Assembly
C 99 Injector Driver
C115 Fuel Injector Assembly No. 1
C116 Fuel Injector Assembly No. 2
C117 Fuel Injector Assembly No. 3
C118 Fuel Injector Assembly No. 4
C119 Crank Position Sensor
C120 No. 2 EGR Valve Assembly
C121 Injector Driver
C122 Injector Driver
C123 Oil Pressure Sender Gage Assembly
C124 Injector Driver
C125 Injector Driver
C126 Exhaust Fuel Addition Injector Assembly
C127 Electric EGR Control Valve Assembly
C128 VSV (for EGR Cooler)
C129 Differential Pressure Sensor Assembly
C130 Oil Pressure Switching Valve Assembly
C131 Air Fuel Ratio Sensor
C132 Glow Plug Assembly
C133 No. 2 Exhaust Gas Temperature Sensor
C134 No. 3 Exhaust Gas Temperature Sensor
C135 No. 1 Exhaust Gas Temperature Sensor
D 5 Starter Assembly
D 6 Starter Assembly
p 1 Front Speed Sensor RH
p 2 Front Speed Sensor LH

C85
Dark Gray

C86
Black

C87
Black



C88
Dark Gray

C89
Gray

C94
Gray

C95
Black

C96
Black

C97

C98

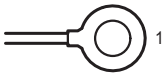

C99
Black

C115
Black



C116
Gray



C117
Black



C118
Gray



C119
Dark Gray

C120
Blue

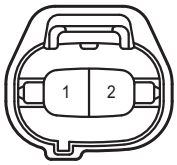

C121
Black

C122
Black

C123
Black



C124
Black

C125
Black

C126
Black

C127
Black

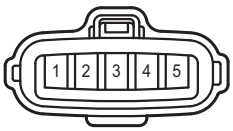

C128
Brown

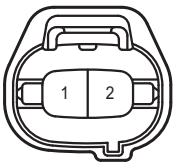

C129
Black



C130
Black

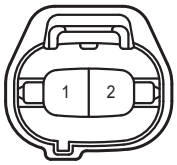

C131
Dark Gray

C132
Black

C133
Black

C134
Dark Gray

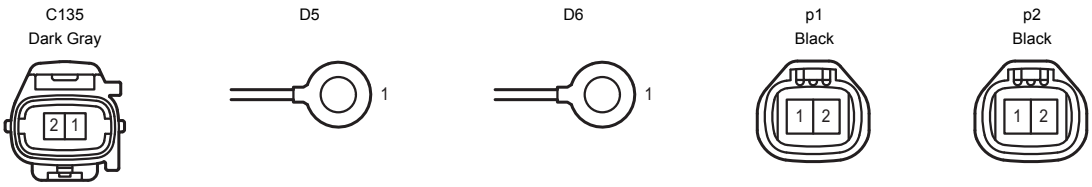
C135
Dark Gray
2
1
D5
1
D6
1
p1
Black
1
2
p2
Black
1
2