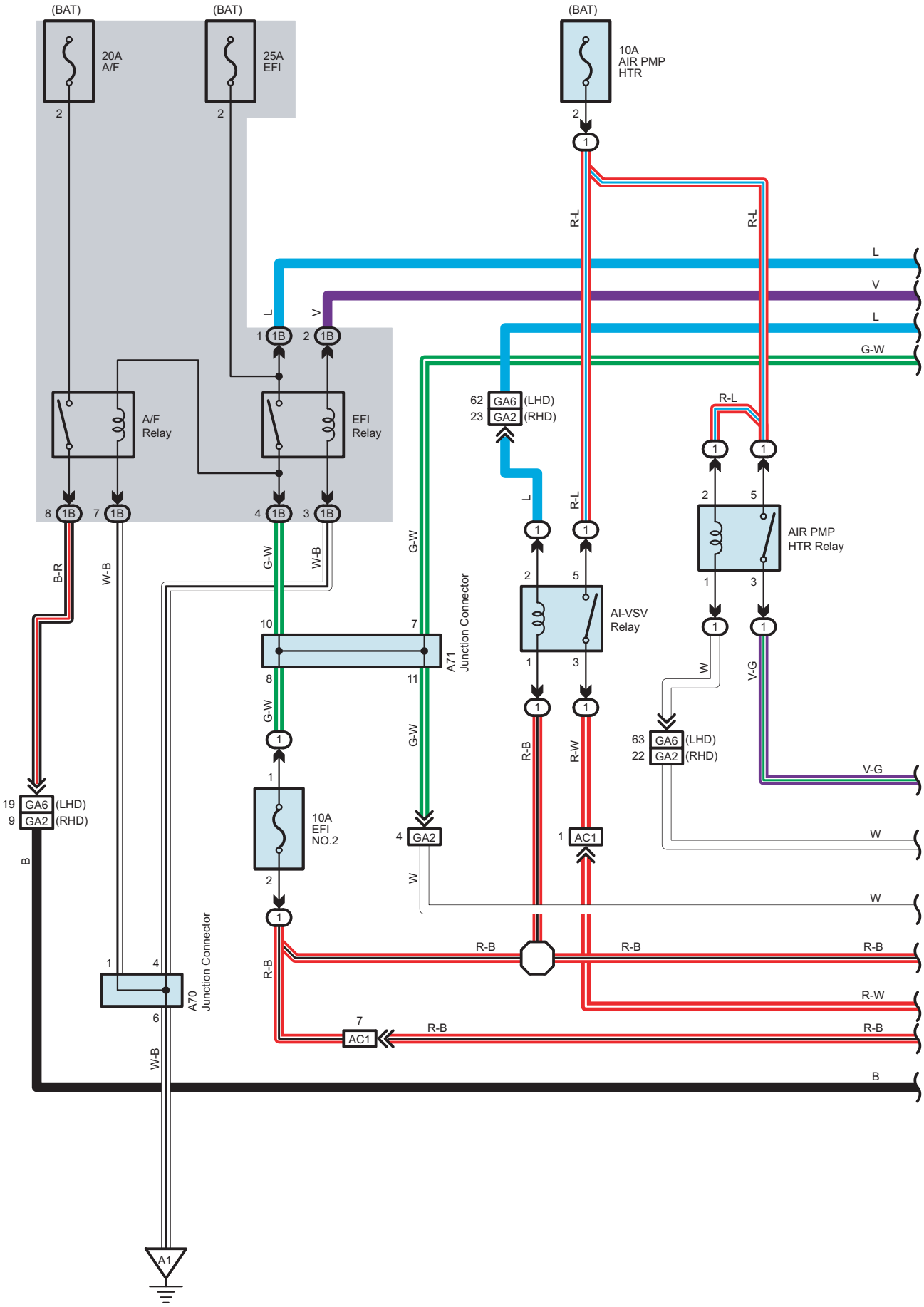
(BAT)
20A
A/F
(BAT)
25A
EFI
(BAT)
10A
AIR PMP
HTR
A/F
Relay
EFI
Relay
AIR PMP
HTR Relay
AI-VSV
Relay
A71
Junction Connector
A70
Junction Connector
10A
EFI
NO.2
GA6 (LHD)
GA2 (RHD)
AC1
A1
L
V
G-W
R-L
B-R
W-B
R-B
R-W
W
V-G
B

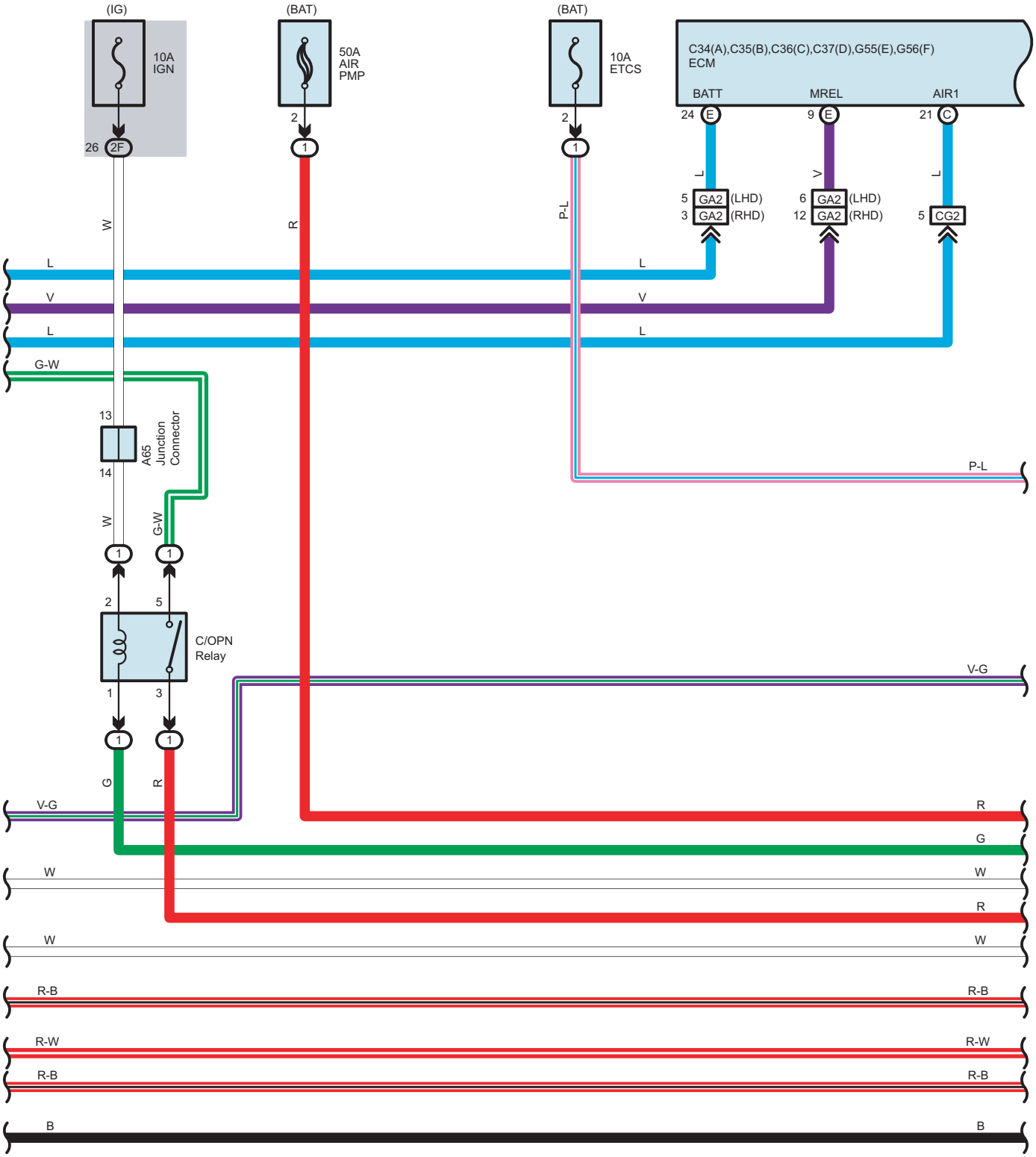
(IG)
10A
IGN
26
2F
(BAT)
50A
AIR
PMP
2
1
(BAT)
10A
ETCS
2
1
C34(A),C35(B),C36(C),C37(D),G55(E),G56(F)
ECM
BATT
MREL
AIR1
24
E
9
E
21
C
L
V
L
5
GA2
(LHD)
3
GA2
(RHD)
6
GA2
(LHD)
12
GA2
(RHD)
5
CG2
W
R
P-L
L
V
L
G-W
13
14
A65
Junction
Connector
P-L
W
G-W
1
1
2
5
C/OPN
Relay
1
3
V-G
1
1
G
R
V-G
R
G
W
W
R
W
W
R-B
R-B
R-W
R-W
R-B
R-B
B
B

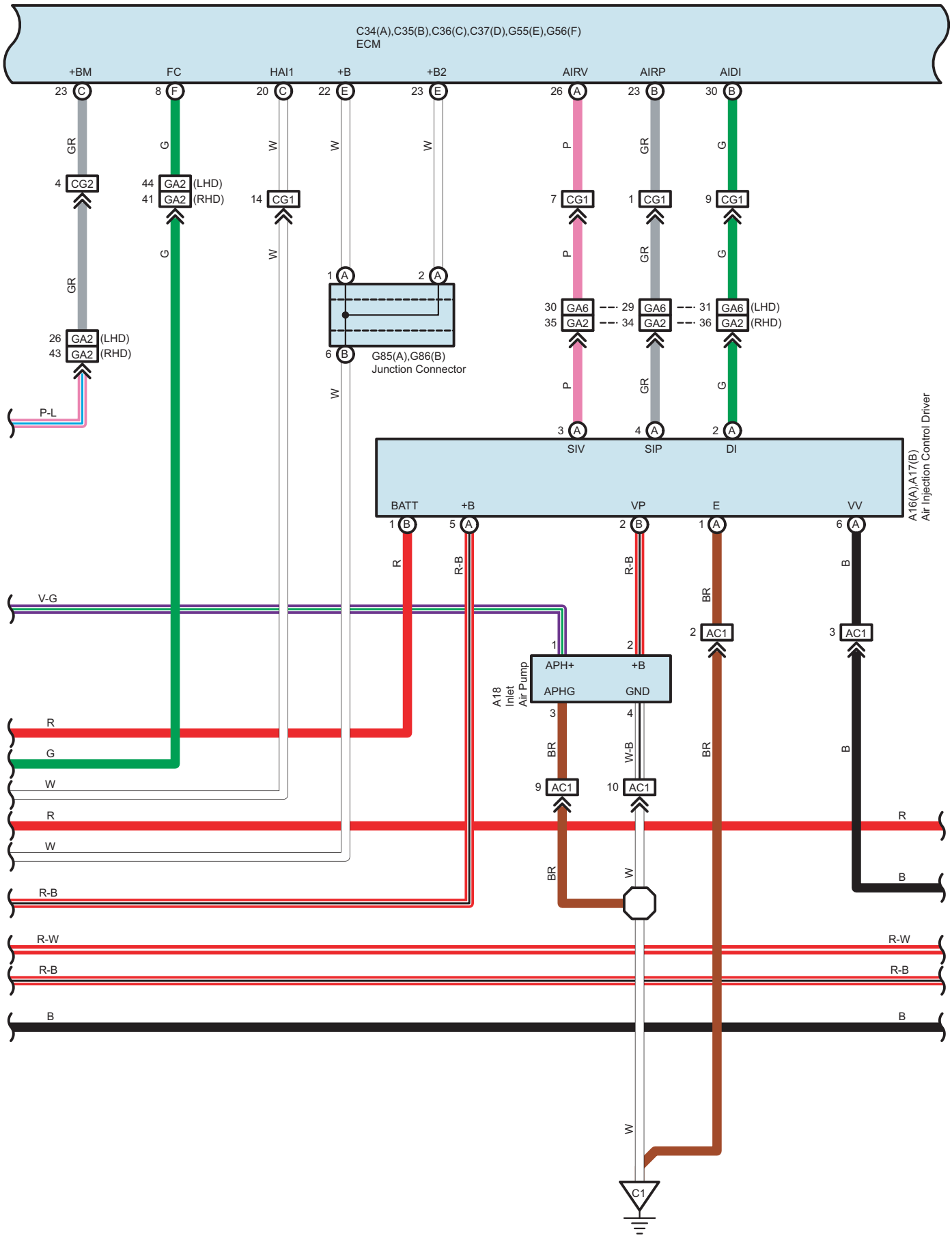
C34(A),C35(B),C36(C),C37(D),G55(E),G56(F)
ECM
+BM
FC
HAI1
+B
+B2
AIRV
AIRP
AIDI
23 C
8 F
20 C
22 E
23 E
26 A
23 B
30 B
GR
G
W
W
W
P
GR
G
4 CG2
44 GA2 (LHD)
41 GA2 (RHD)
14 CG1
7 CG1
1 CG1
9 CG1
G
W
P
GR
G
1 A
2 A
30 GA6
35 GA2
29 GA6
34 GA2
31 GA6 (LHD)
36 GA2 (RHD)
GR
26 GA2 (LHD)
43 GA2 (RHD)
6 B
G85(A),G86(B)
Junction Connector
W
P
GR
G
P-L
3 A
4 A
2 A
SIV
SIP
DI
A16(A),A17(B)
Air Injection Control Driver
BATT
+B
VP
E
VV
1 B
5 A
2 B
1 A
6 A
R
R-B
R-B
BR
B
V-G
2 AC1
3 AC1
1
2
APH+
+B
APHG
GND
A18
Inlet
Air Pump
3
4
R
G
W
BR
W-B
BR
B
9 AC1
10 AC1
R
W
R
BR
W
B
R-B
R-W
R-W
R-B
R-B
B
B
W
C1

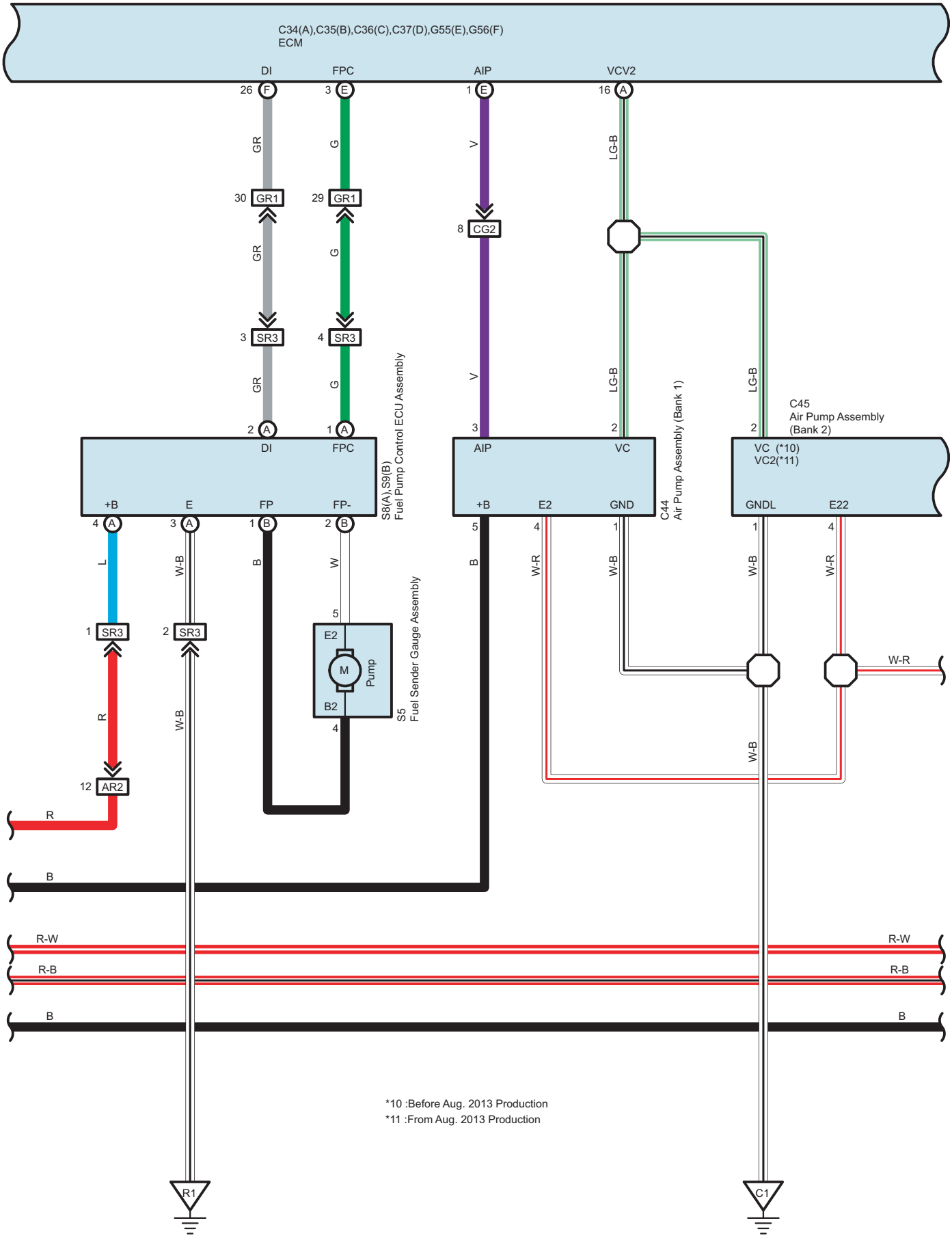
C34(A),C35(B),C36(C),C37(D),G55(E),G56(F)
ECM
DI
FPC
AIP
VCV2
26 F
3 E
1 E
16 A
GR
G
V
LG-B
30 GR1
29 GR1
8 CG2
3 SR3
4 SR3
2 A
1 A
3
2
2
S8(A),S9(B)
Fuel Pump Control ECU Assembly
C44
Air Pump Assembly (Bank 1)
C45
Air Pump Assembly
(Bank 2)
+B
E
FP
FP-
AIP
VC
VC (*10)
VC2(*11)
E2
GND
GNDL
E22
4 A
3 A
1 B
2 B
5
4
1
1
4
L
W-B
B
W
W-R
1 SR3
2 SR3
5
E2
M
Pump
B2
4
S5
Fuel Sender Gauge Assembly
R
12 AR2
R
B
R-W
R-B
B
*10 :Before Aug. 2013 Production
*11 :From Aug. 2013 Production
R1
C1

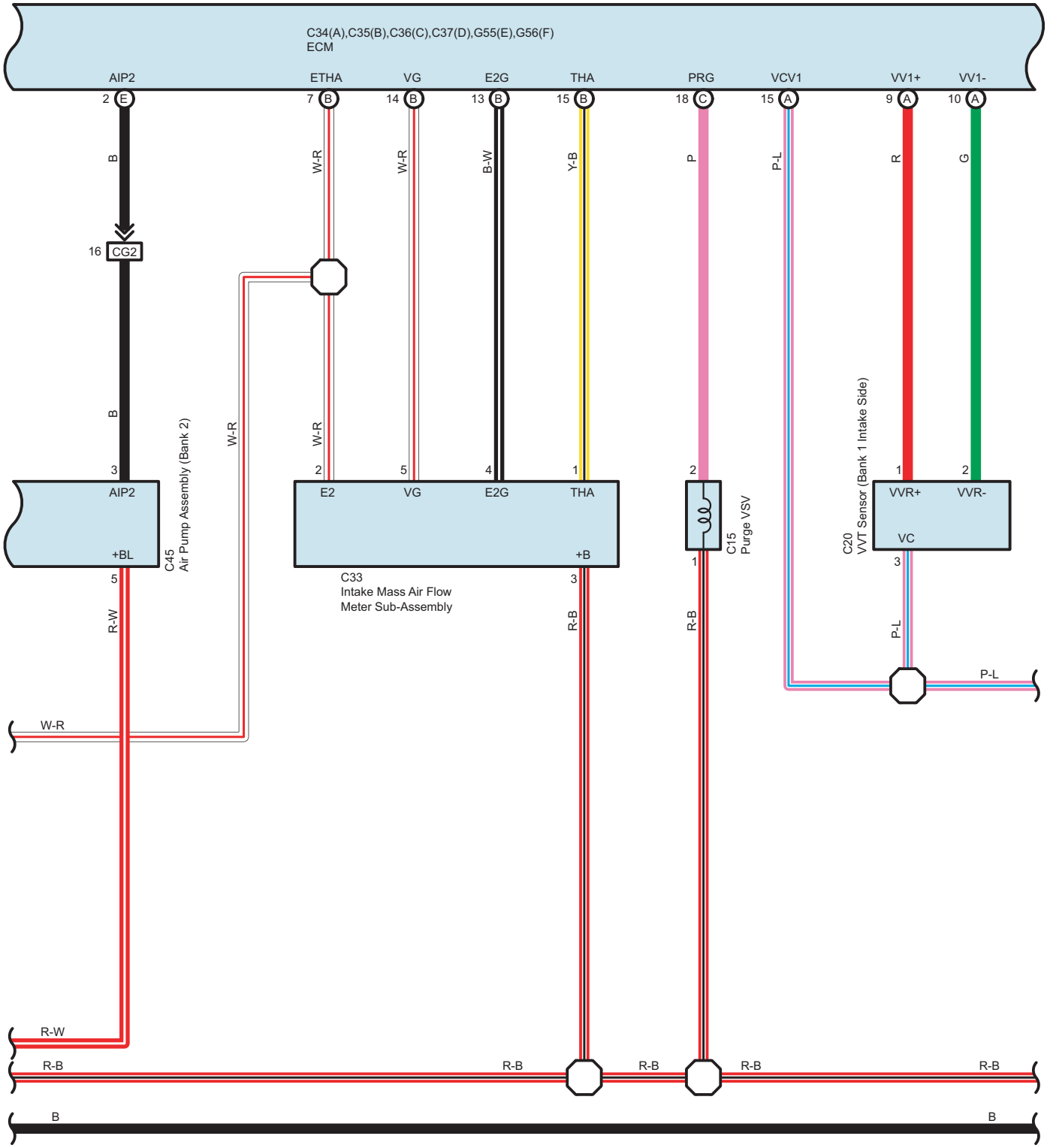
C34(A),C35(B),C36(C),C37(D),G55(E),G56(F)
ECM
AIP2
ETHA
VG
E2G
THA
PRG
VCV1
VV1+
VV1-
2 E
7 B
14 B
13 B
15 B
18 C
15 A
9 A
10 A
B
W-R
W-R
B-W
Y-B
P
P-L
R
G
16 CG2
B
3
W-R
W-R
2
5
4
1
2
1
2
AIP2
+BL
5
C45
Air Pump Assembly (Bank 2)
E2
VG
E2G
THA
+B
3
C33
Intake Mass Air Flow
Meter Sub-Assembly
1
C15
Purge VSV
VVR+
VVR-
VC
3
C20
VVT Sensor (Bank 1 Intake Side)
R-W
R-B
R-B
P-L
P-L
W-R
R-W
R-B
R-B
R-B
R-B
R-B
B
B

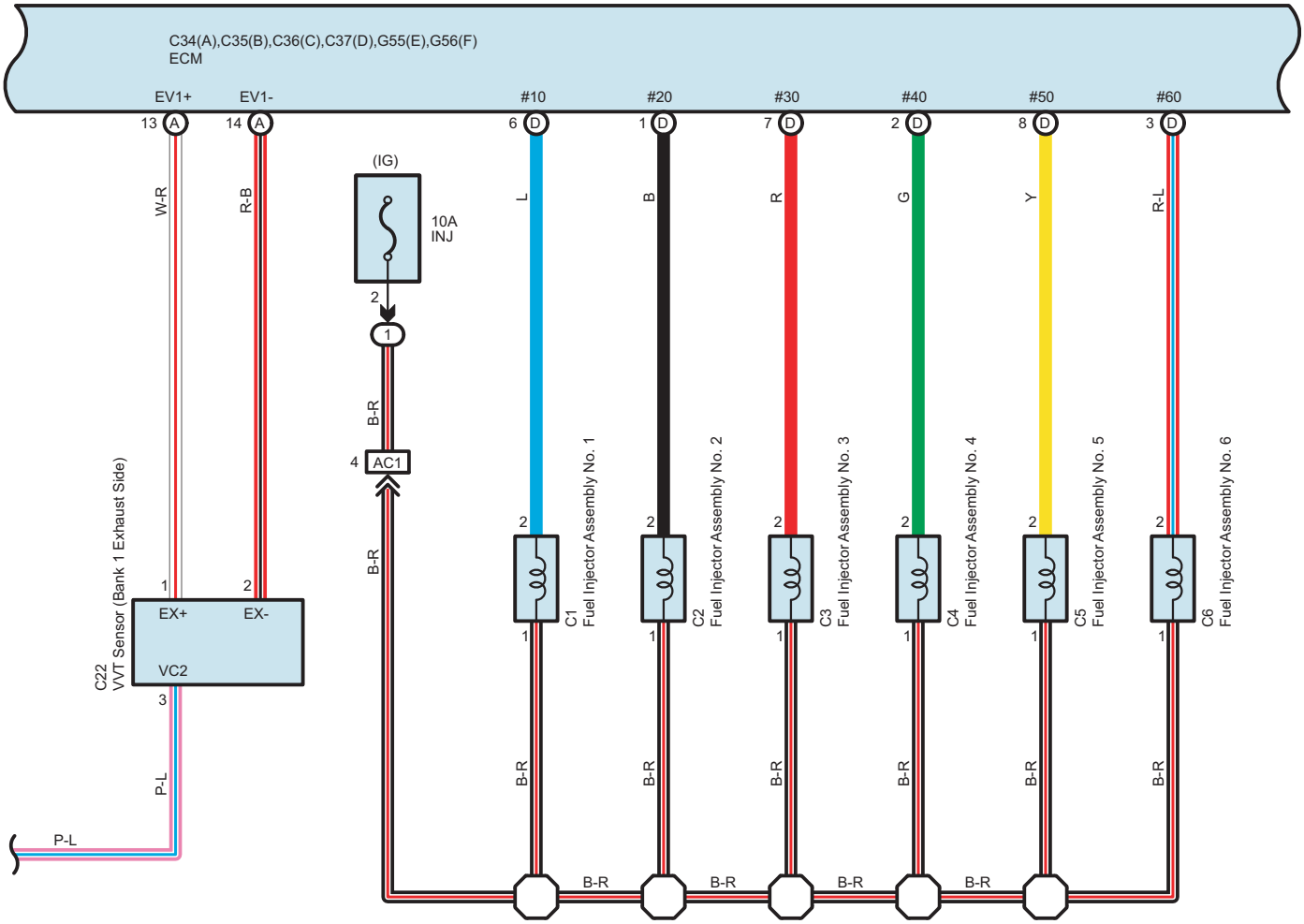
C34(A),C35(B),C36(C),C37(D),G55(E),G56(F)
ECM
EV1+
EV1-
#10
#20
#30
#40
#50
#60
13 A
14 A
6 D
1 D
7 D
2 D
8 D
3 D
W-R
R-B
(IG)
10A
INJ
2
1
B-R
4 AC1
B-R
L
B
R
G
Y
R-L
2
1
C1
Fuel Injector Assembly No. 1
C2
Fuel Injector Assembly No. 2
C3
Fuel Injector Assembly No. 3
C4
Fuel Injector Assembly No. 4
C5
Fuel Injector Assembly No. 5
C6
Fuel Injector Assembly No. 6
C22
VVT Sensor (Bank 1 Exhaust Side)
EX+
EX-
VC2
3
P-L
P-L
B-R
B-R
B-R
B-R
B-R
B-R
B-R
B-R
B-R
B-R
B-R

R-B
R-B
B
B

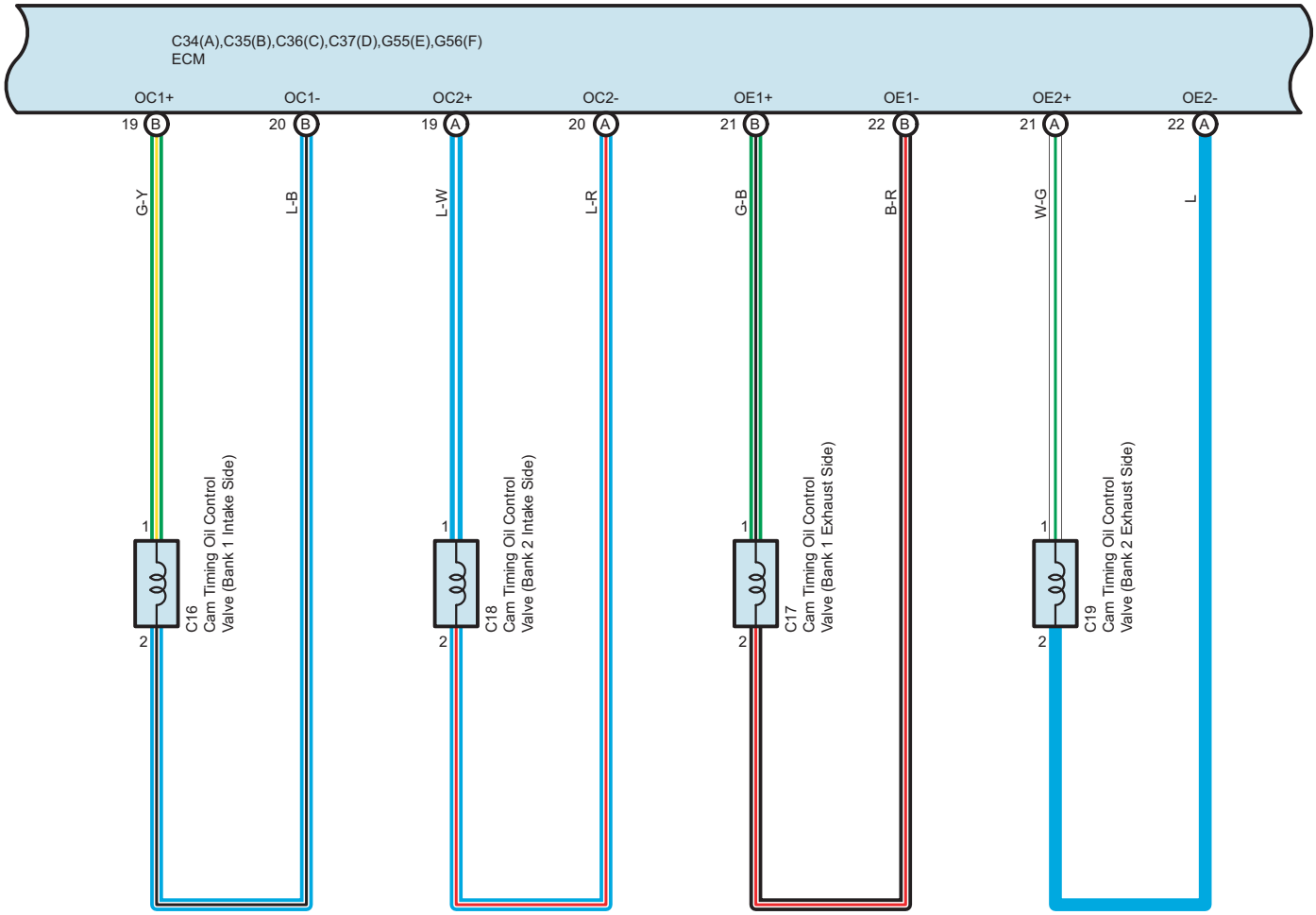
C34(A),C35(B),C36(C),C37(D),G55(E),G56(F)
ECM
OC1+
OC1-
OC2+
OC2-
OE1+
OE1-
OE2+
OE2-
19 B
20 B
19 A
20 A
21 B
22 B
21 A
22 A
G-Y
L-B
L-W
L-R
G-B
B-R
W-G
L
1
2
C16
Cam Timing Oil Control
Valve (Bank 1 Intake Side)
C18
Cam Timing Oil Control
Valve (Bank 2 Intake Side)
C17
Cam Timing Oil Control
Valve (Bank 1 Exhaust Side)
C19
Cam Timing Oil Control
Valve (Bank 2 Exhaust Side)

R-B
R-B
B
B

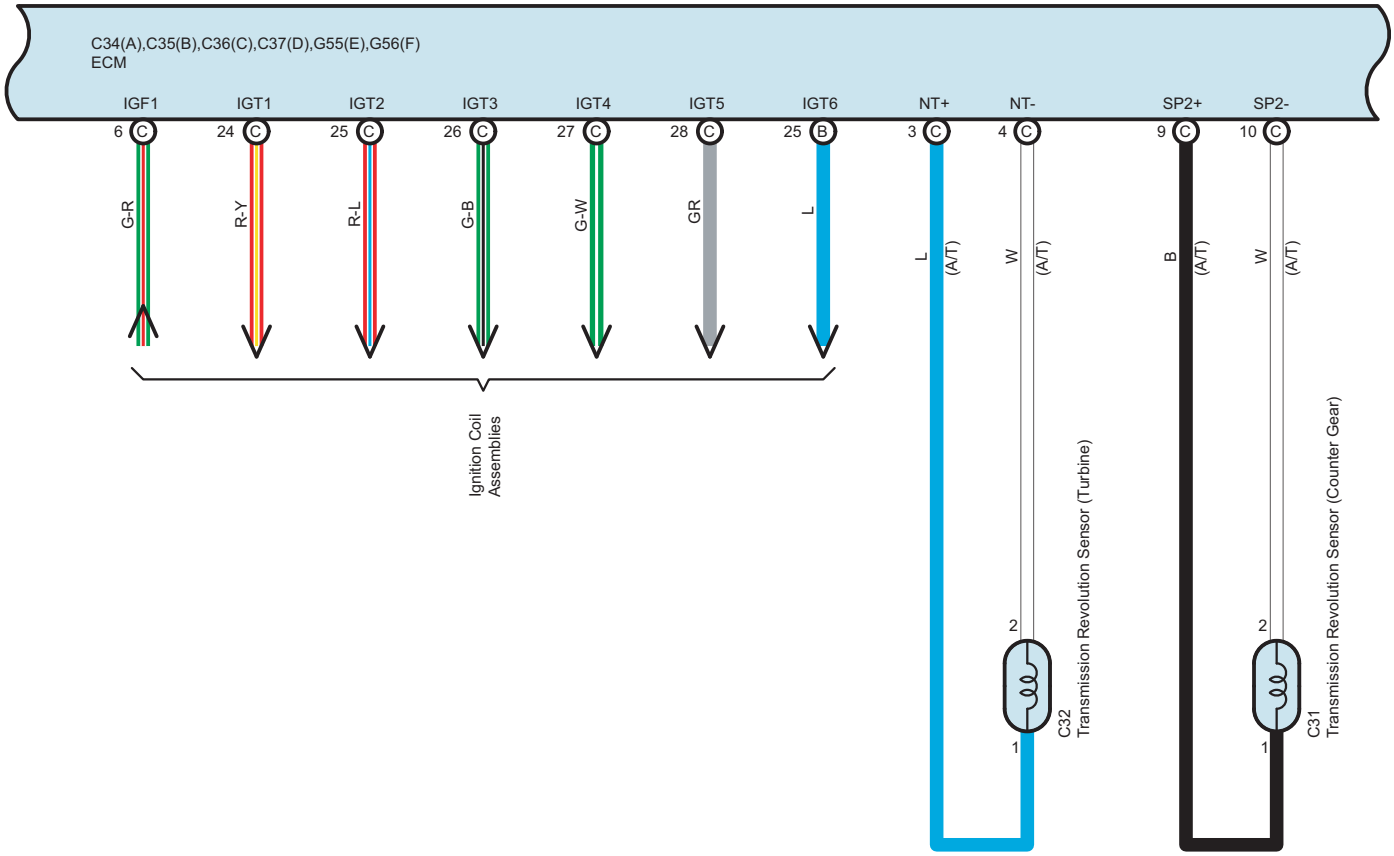
C34(A),C35(B),C36(C),C37(D),G55(E),G56(F)
ECM
IGF1
IGT1
IGT2
IGT3
IGT4
IGT5
IGT6
NT+
NT-
SP2+
SP2-
6 C
24 C
25 C
26 C
27 C
28 C
25 B
3 C
4 C
9 C
10 C
G-R
R-Y
R-L
G-B
G-W
GR
L
L (A/T)
W (A/T)
B (A/T)
W (A/T)
Ignition Coil Assemblies
2
1
C32 Transmission Revolution Sensor (Turbine)
2
1
C31 Transmission Revolution Sensor (Counter Gear)

R-B
R-B
B
B

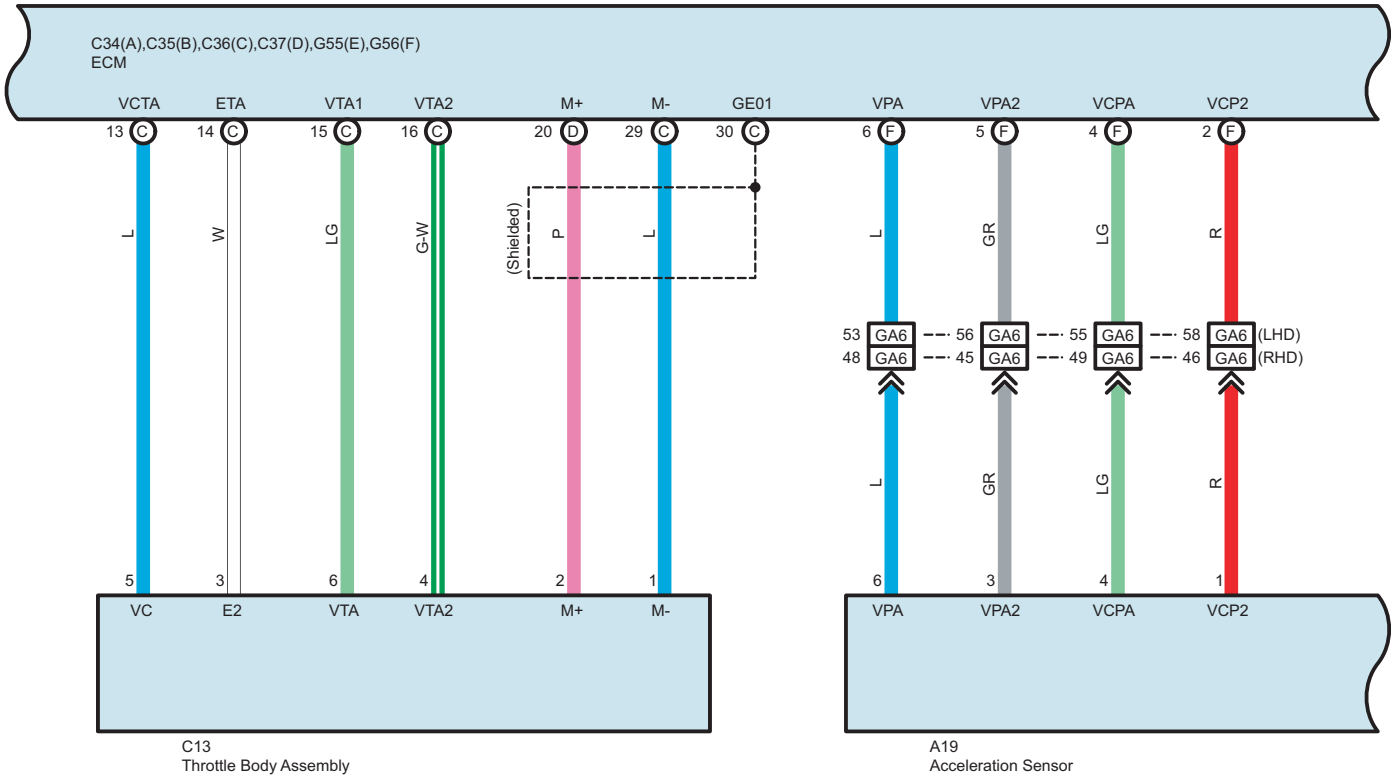
C34(A),C35(B),C36(C),C37(D),G55(E),G56(F)
ECM
VCTA
ETA
VTA1
VTA2
M+
M-
GE01
VPA
VPA2
VCPA
VCP2
13 C
14 C
15 C
16 C
20 D
29 C
30 C
6 F
5 F
4 F
2 F
L
W
LG
G-W
(Shielded)
P
L
L
GR
LG
R
53 GA6
48 GA6
56 GA6
45 GA6
55 GA6
49 GA6
58 GA6 (LHD)
46 GA6 (RHD)
L
GR
LG
R
5
3
6
4
2
1
6
3
4
1
VC
E2
VTA
VTA2
M+
M-
VPA
VPA2
VCPA
VCP2
C13
Throttle Body Assembly
A19
Acceleration Sensor

R-B
R-B
B
B

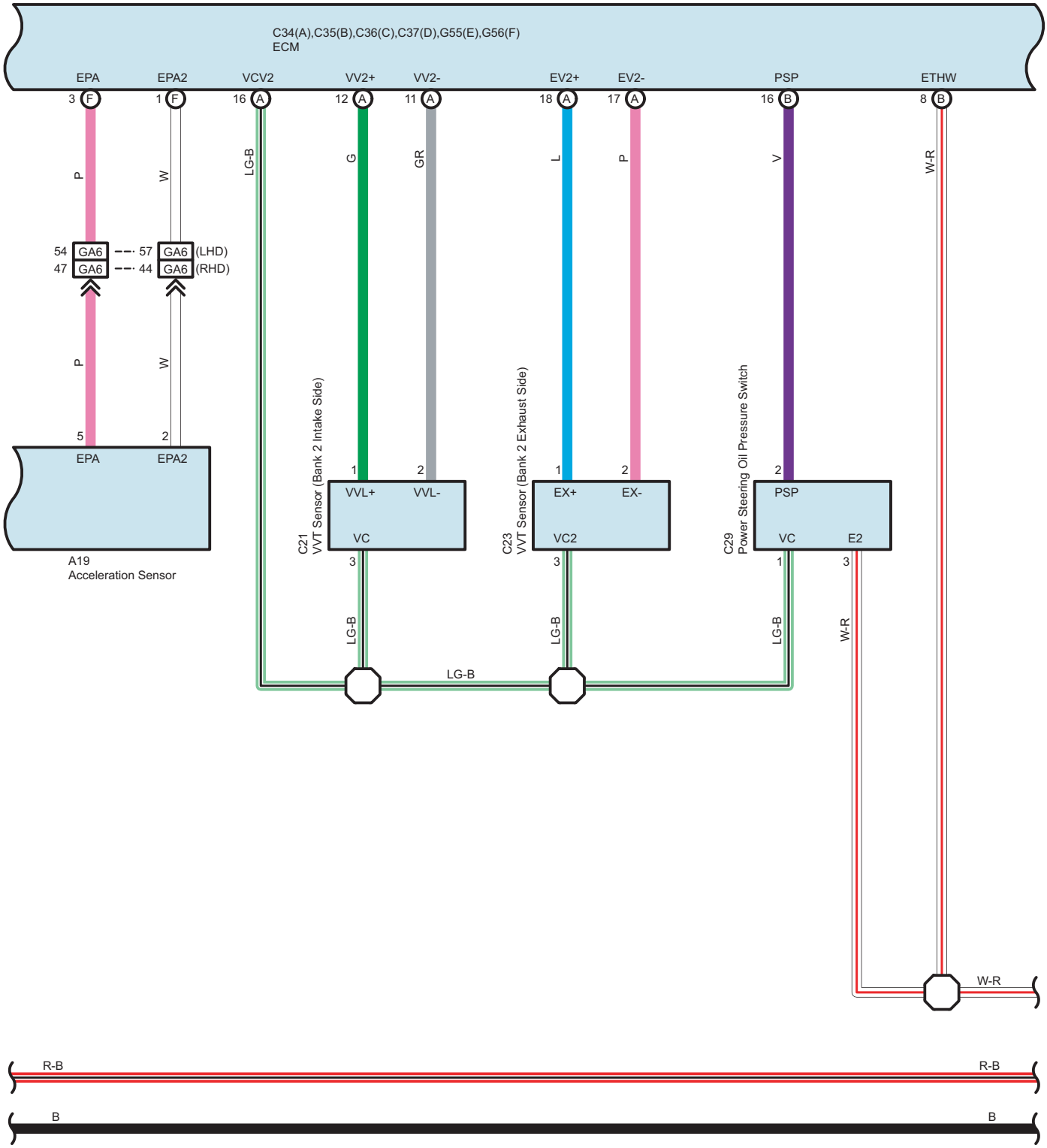
C34(A),C35(B),C36(C),C37(D),G55(E),G56(F)
ECM
EPA
EPA2
VCV2
VV2+
VV2-
EV2+
EV2-
PSP
ETHW
3 F
1 F
16 A
12 A
11 A
18 A
17 A
16 B
8 B
P
W
LG-B
G
GR
L
P
V
W-R
54 GA6
47 GA6
57 GA6 (LHD)
44 GA6 (RHD)
5
2
EPA
EPA2
A19
Acceleration Sensor
C21
VVT Sensor (Bank 2 Intake Side)
VVL+
VVL-
VC
C23
VVT Sensor (Bank 2 Exhaust Side)
EX+
EX-
VC2
C29
Power Steering Oil Pressure Switch
PSP
VC
E2
R-B
B

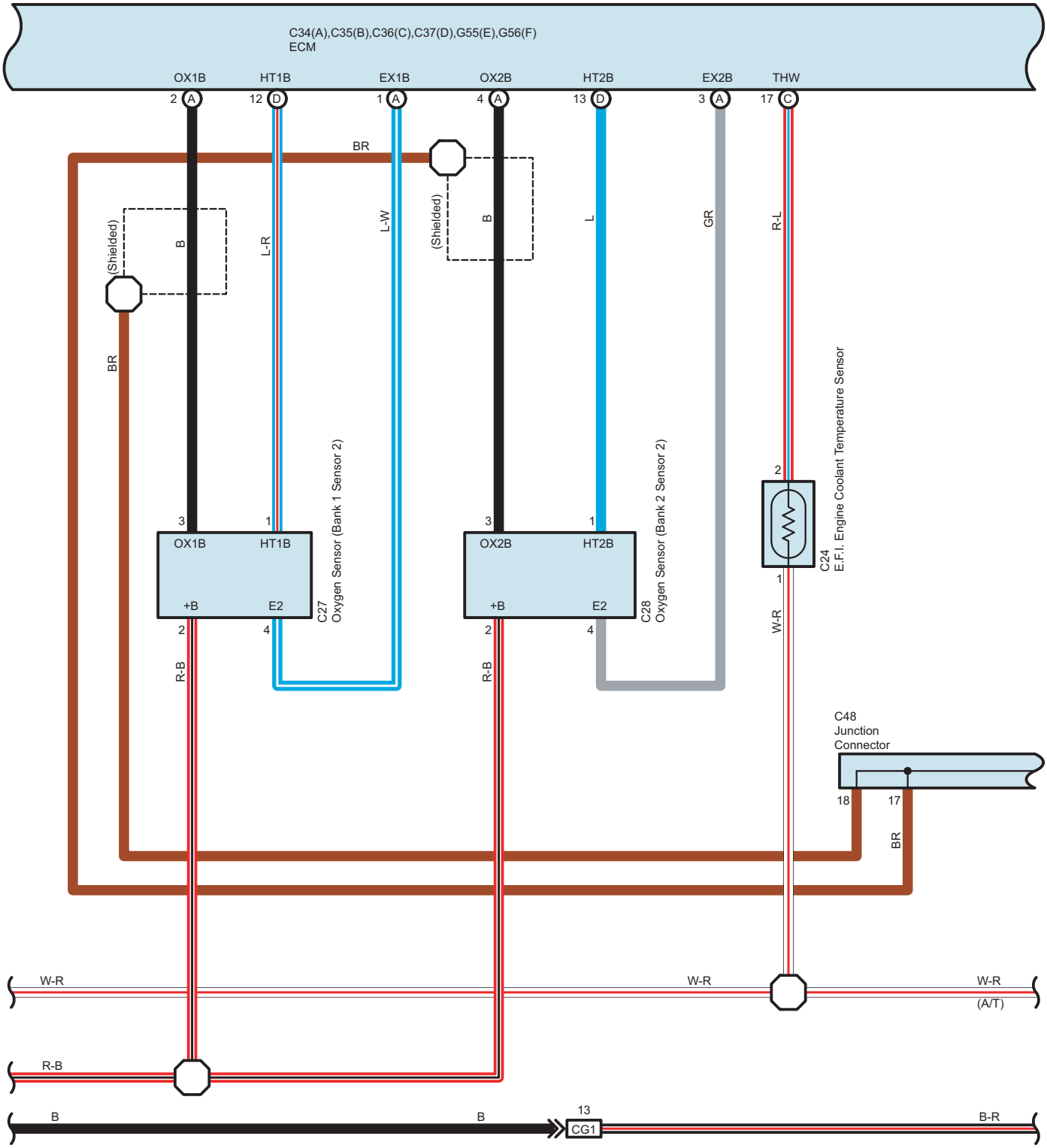
C34(A),C35(B),C36(C),C37(D),G55(E),G56(F)
ECM
OX1B
HT1B
EX1B
OX2B
HT2B
EX2B
THW
2 A
12 D
1 A
4 A
13 D
3 A
17 C
BR
(Shielded)
B
L-R
L-W
(Shielded)
B
L
GR
R-L
BR
C27
Oxygen Sensor (Bank 1 Sensor 2)
C28
Oxygen Sensor (Bank 2 Sensor 2)
C24
E.F.I. Engine Coolant Temperature Sensor
3
1
OX1B
HT1B
+B
E2
2
4
R-B
3
1
OX2B
HT2B
+B
E2
2
4
R-B
2
1
W-R
C48
Junction
Connector
18
17
BR
W-R
W-R
W-R
(A/T)
R-B
B
B
13
CG1
B-R

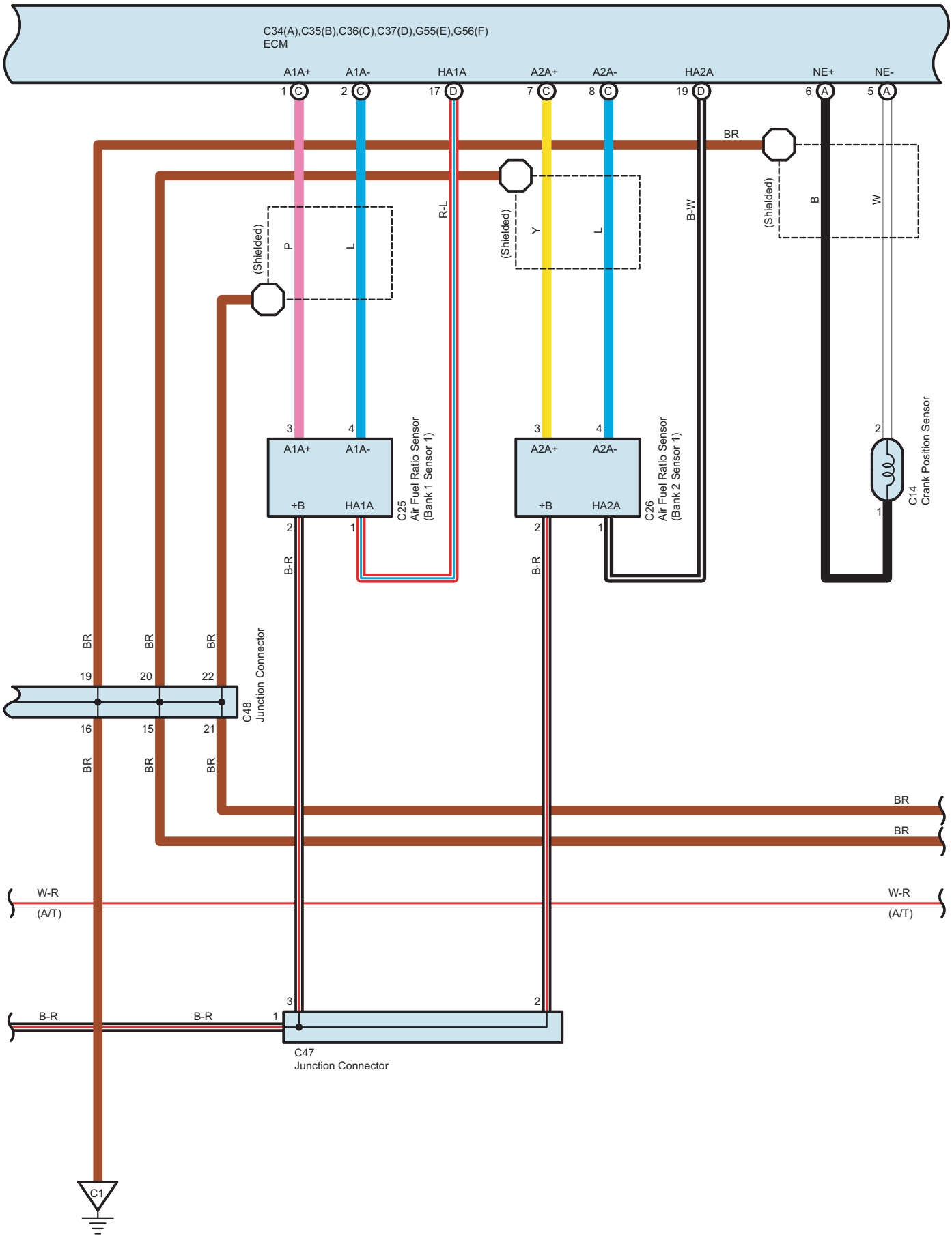
C34(A),C35(B),C36(C),C37(D),G55(E),G56(F)
ECM
A1A+
A1A-
HA1A
A2A+
A2A-
HA2A
NE+
NE-
1 C
2 C
17 D
7 C
8 C
19 D
6 A
5 A
BR
(Shielded)
P
L
R-L
Y
B-W
B
W
3
4
A1A+
A1A-
+B
HA1A
C25
Air Fuel Ratio Sensor
(Bank 1 Sensor 1)
A2A+
A2A-
HA2A
C26
Air Fuel Ratio Sensor
(Bank 2 Sensor 1)
C14
Crank Position Sensor
B-R
BR
19
20
22
16
15
21
C48
Junction Connector
W-R
(A/T)
B-R
C47
Junction Connector
C1

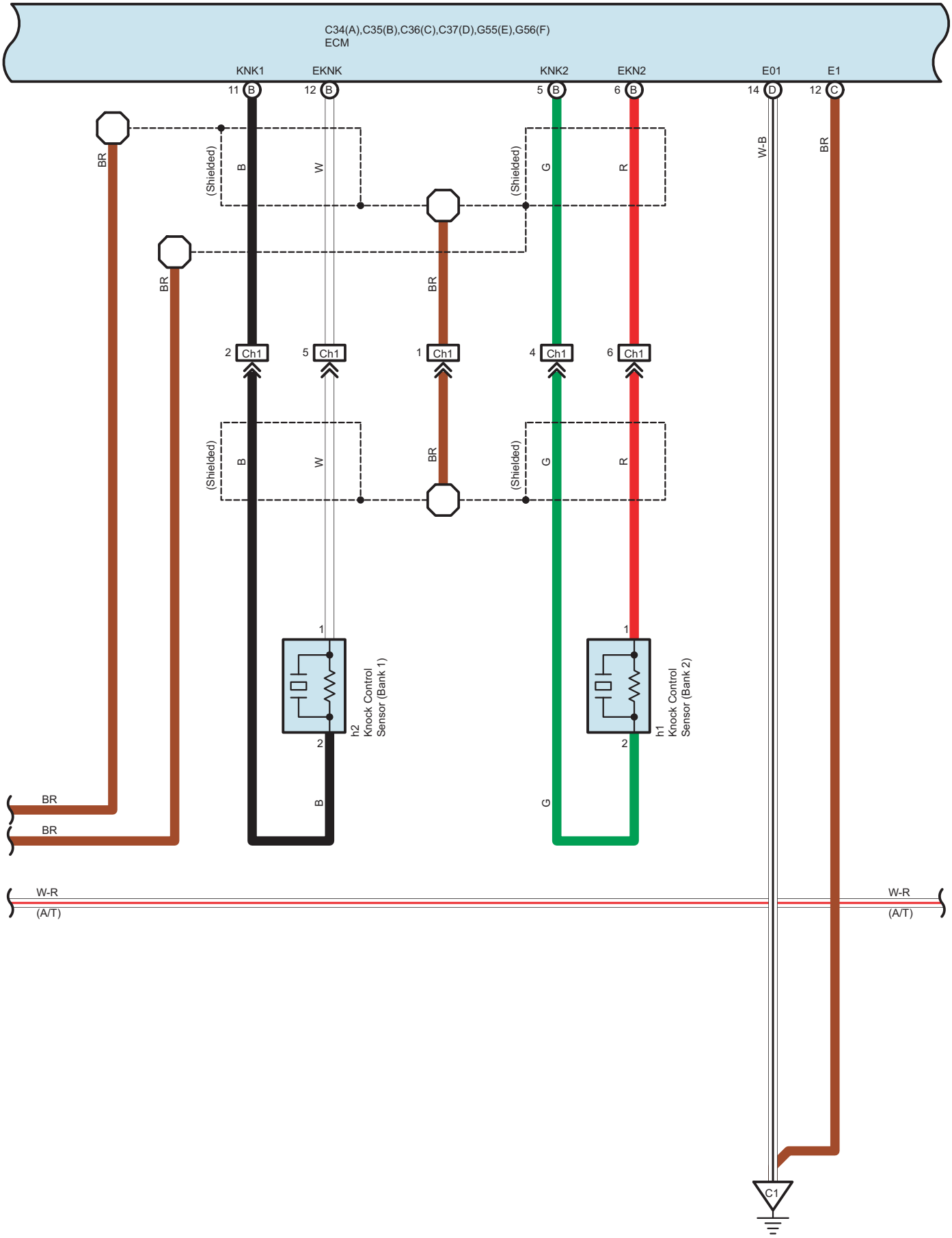
C34(A),C35(B),C36(C),C37(D),G55(E),G56(F)
ECM
KNK1
EKNK
KNK2
EKN2
E01
E1
11 B
12 B
5 B
6 B
14 D
12 C
BR
(Shielded)
B
W
G
R
W-B
2 Ch1
5 Ch1
1 Ch1
4 Ch1
6 Ch1
1
2
h2
Knock Control
Sensor (Bank 1)
h1
Knock Control
Sensor (Bank 2)
W-R
(A/T)
C1

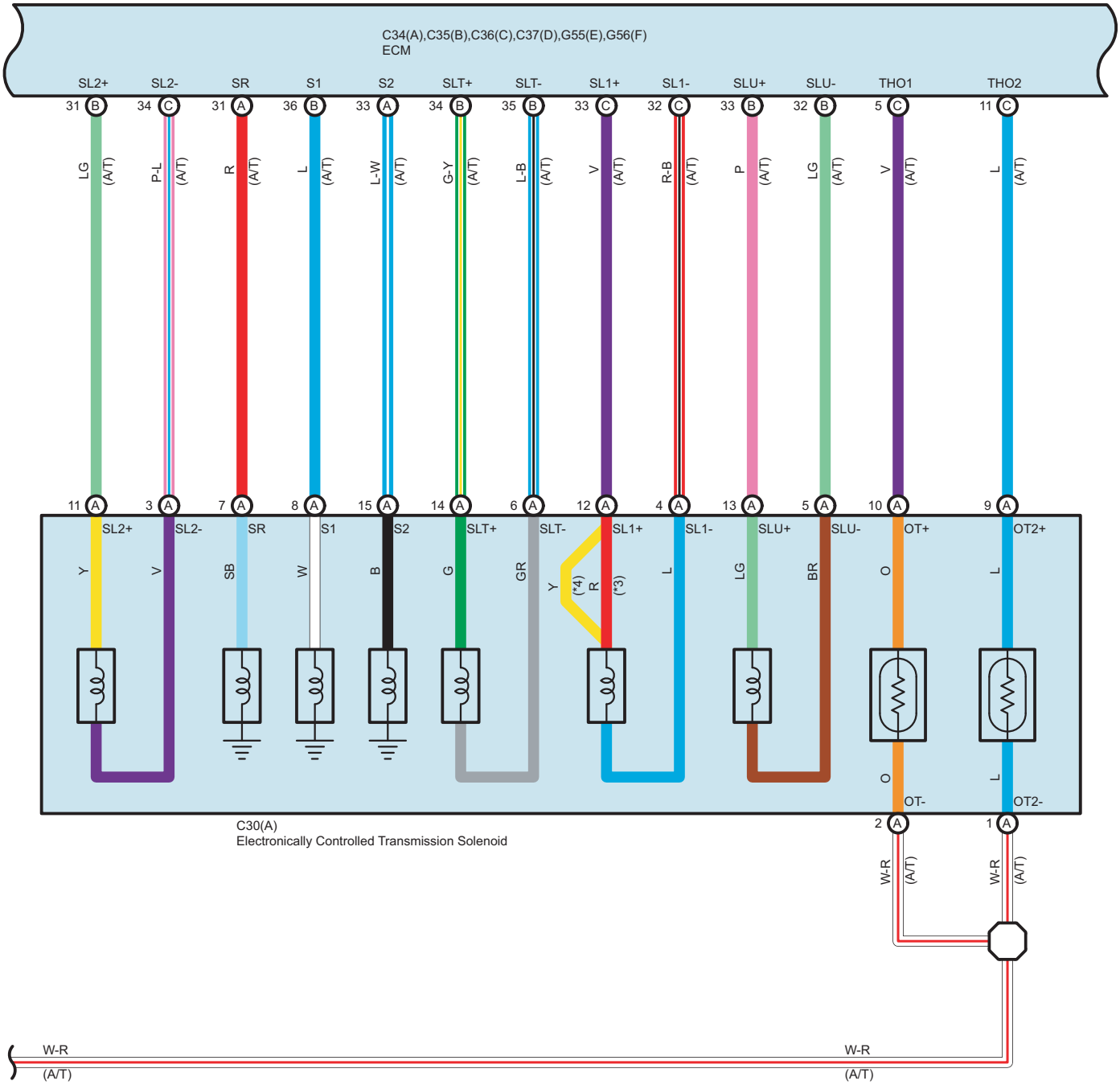

* 3 :Before Oct. 2010 Production
* 4 :From Oct. 2010 Production

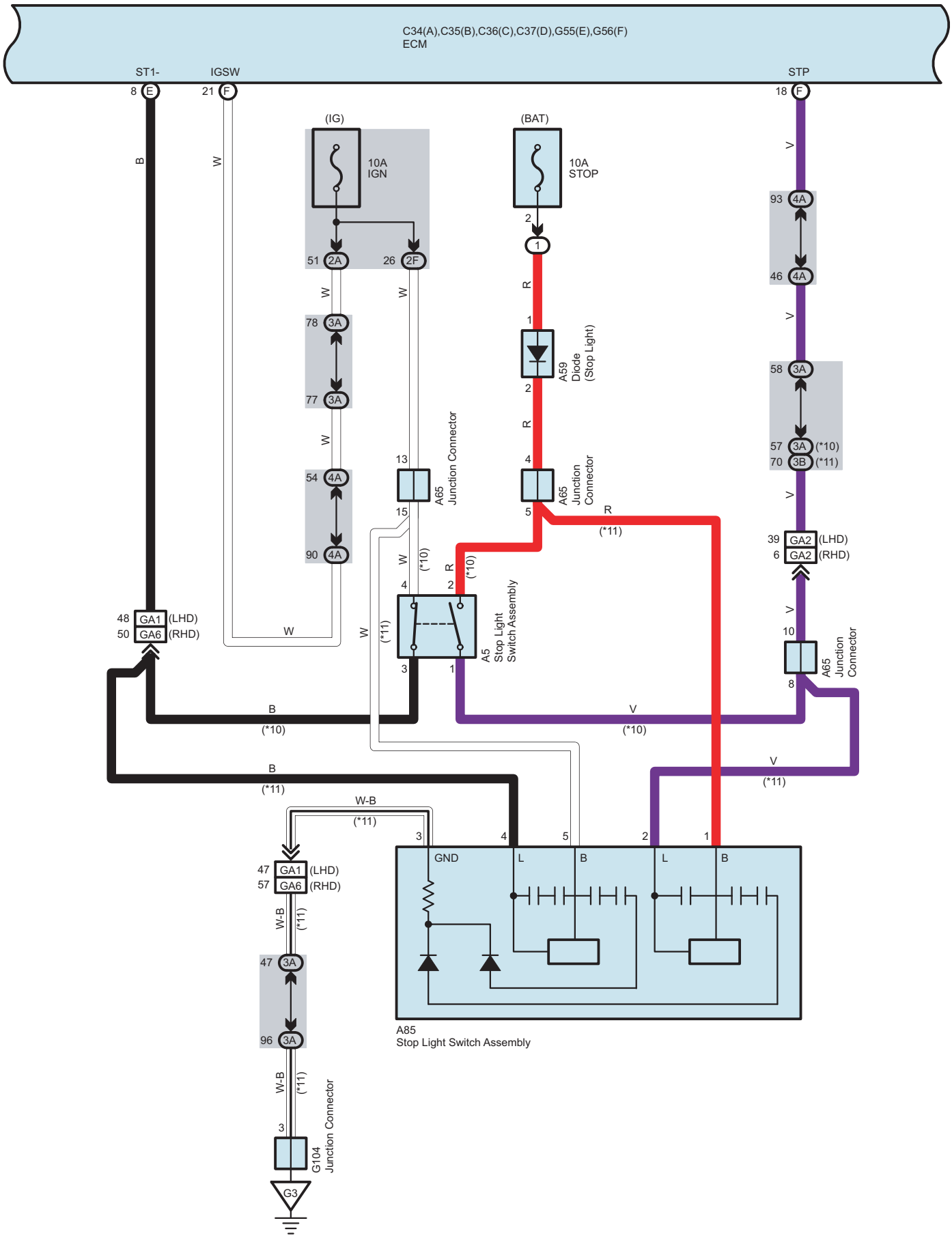
C34(A),C35(B),C36(C),C37(D),G55(E),G56(F)
ECM
ST1-
IGSW
STP
8 E
21 F
18 F
(IG)
10A
IGN
(BAT)
10A
STOP
51 2A
26 2F
78 3A
77 3A
54 4A
90 4A
93 4A
46 4A
58 3A
57 3A (*10)
70 3B (*11)
A59
Diode
(Stop Light)
A65
Junction Connector
13
15
4
2
5
10
8
39 GA2 (LHD)
6 GA2 (RHD)
48 GA1 (LHD)
50 GA6 (RHD)
A5
Stop Light
Switch Assembly
3
1
B
W
R
V
(*10)
(*11)
W-B
47 GA1 (LHD)
57 GA6 (RHD)
47 3A
96 3A
G104
Junction Connector
3
G3
GND
L
B
A85
Stop Light Switch Assembly

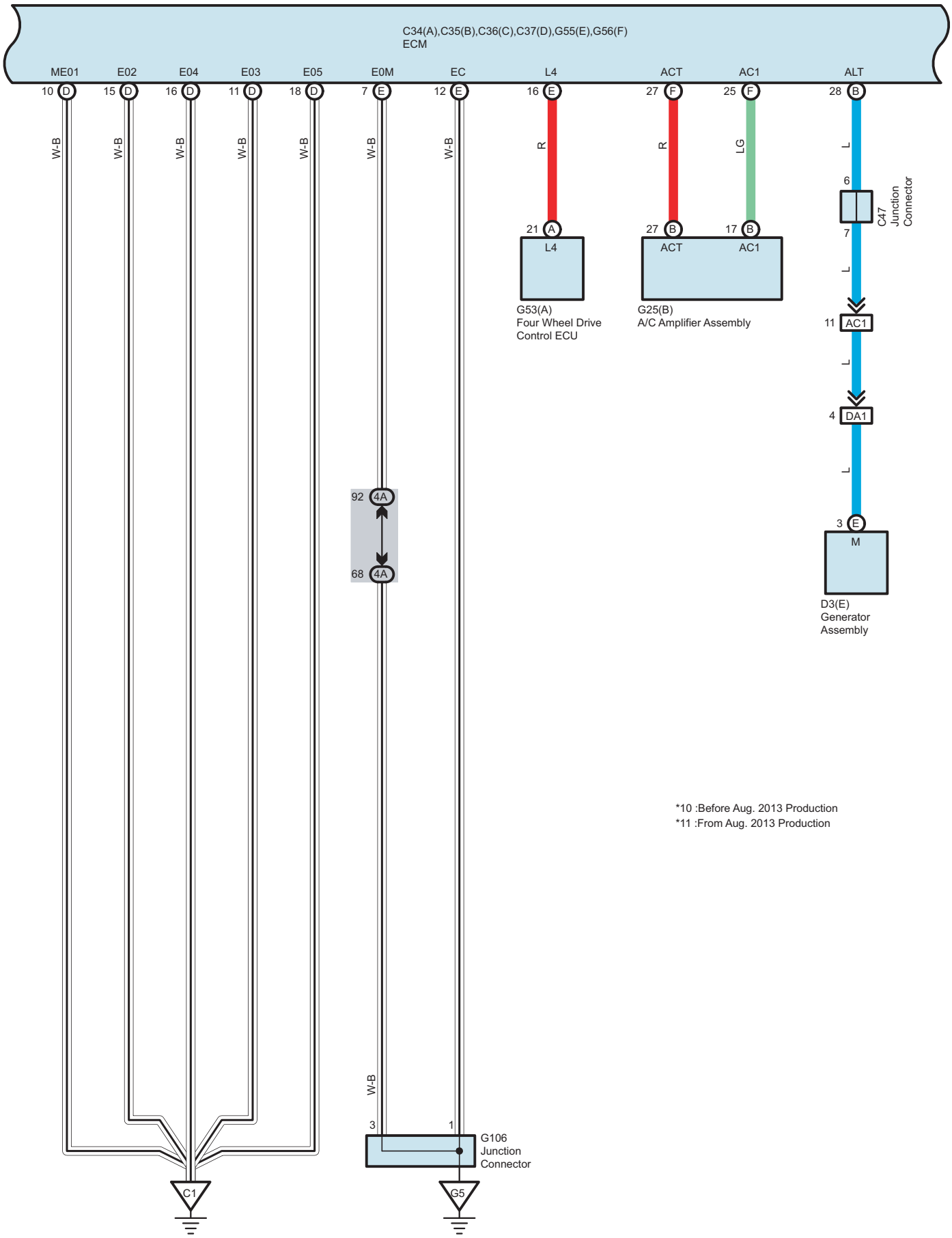
C34(A),C35(B),C36(C),C37(D),G55(E),G56(F)
ECM
ME01
E02
E04
E03
E05
E0M
EC
L4
ACT
AC1
ALT
10 D
15 D
16 D
11 D
18 D
7 E
12 E
16 E
27 F
25 F
28 B
W-B
R
LG
L
6
7
C47
Junction
Connector
21 A
L4
27 B
ACT
17 B
AC1
G53(A)
Four Wheel Drive
Control ECU
G25(B)
A/C Amplifier Assembly
11 AC1
4 DA1
3 E
M
D3(E)
Generator
Assembly
92 4A
68 4A
3
1
G106
Junction
Connector
C1
G5
*10 :Before Aug. 2013 Production
*11 :From Aug. 2013 Production

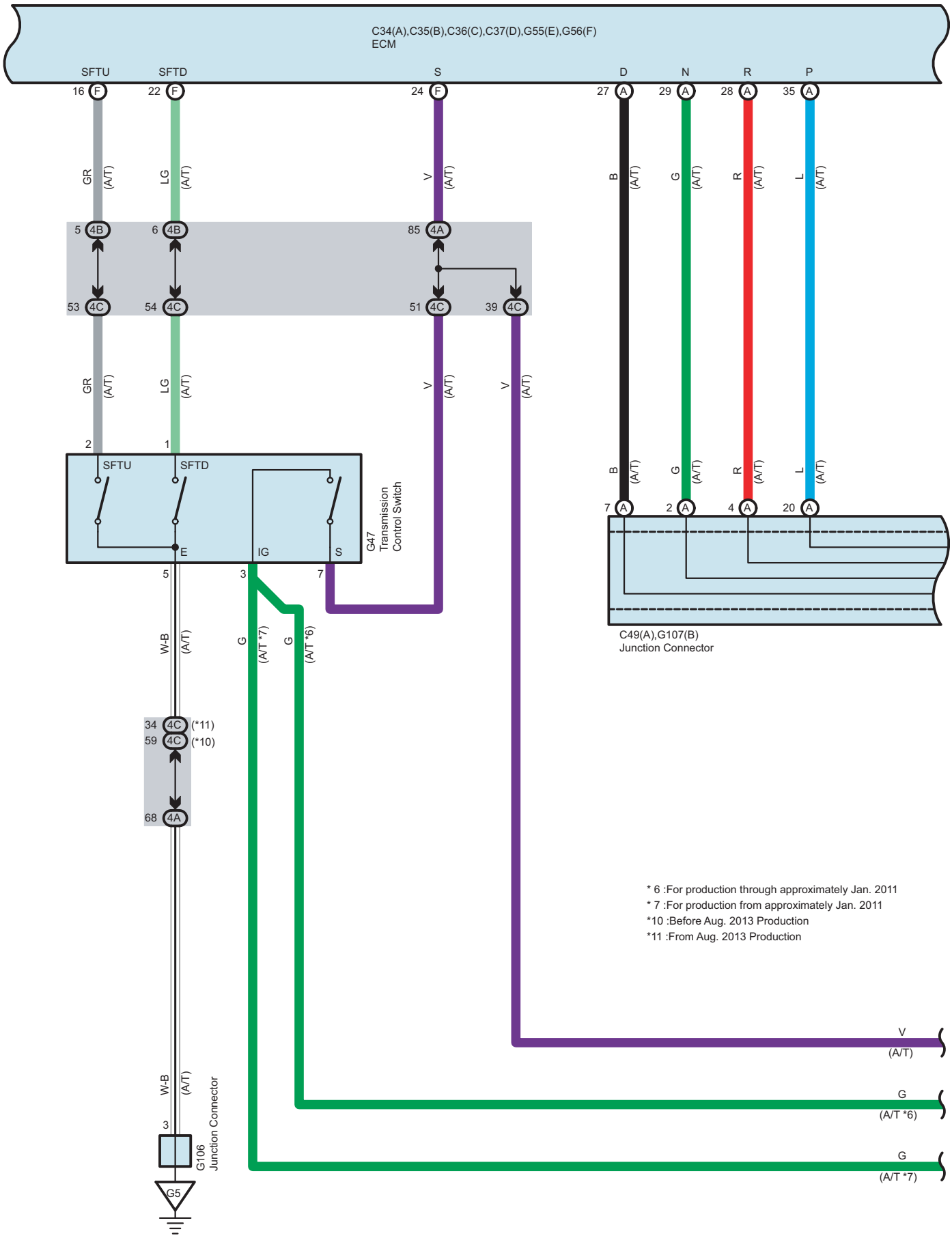
C34(A),C35(B),C36(C),C37(D),G55(E),G56(F)
ECM
SFTU
SFTD
S
D
N
R
P
16 F
22 F
24 F
27 A
29 A
28 A
35 A
GR (A/T)
LG (A/T)
V (A/T)
B (A/T)
G (A/T)
R (A/T)
L (A/T)
5 4B
6 4B
85 4A
53 4C
54 4C
51 4C
39 4C
2
1
SFTU
SFTD
E
IG
S
G47
Transmission
Control Switch
7 A
2 A
4 A
20 A
C49(A),G107(B)
Junction Connector
5
3
7
W-B (A/T)
G (A/T *7)
G (A/T *6)
34 4C (*11)
59 4C (*10)
68 4A
* 6 :For production through approximately Jan. 2011
* 7 :For production from approximately Jan. 2011
*10 :Before Aug. 2013 Production
*11 :From Aug. 2013 Production
V (A/T)
G (A/T *6)
G (A/T *7)
3
G106
Junction Connector
G5

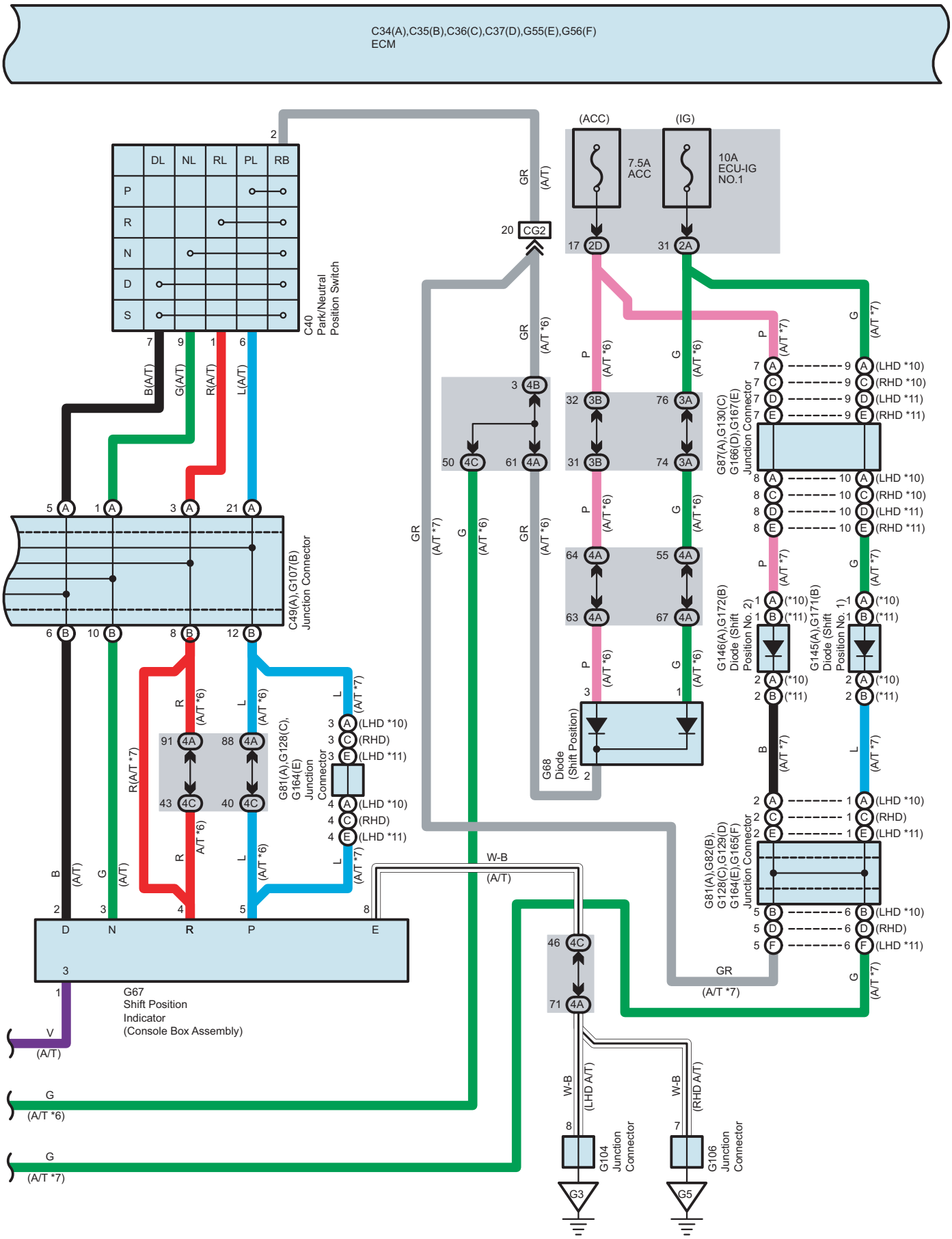
C34(A),C35(B),C36(C),C37(D),G55(E),G56(F)
ECM
C40
Park/Neutral
Position Switch
DL
NL
RL
PL
RB
P
R
N
D
S
(ACC)
(IG)
7.5A
ACC
10A
ECU-IG
NO.1
CG2
C49(A),G107(B)
Junction Connector
G81(A),G128(C),
G164(E)
Junction
Connector
G87(A),G130(C)
G166(D),G167(E)
Junction Connector
G146(A),G172(B)
Diode (Shift
Position No. 2)
G145(A),G171(B)
Diode (Shift
Position No. 1)
G68
Diode
(Shift Position)
G81(A),G82(B),
G128(C),G129(D)
G164(E),G165(F)
Junction Connector
(LHD *10)
(RHD *10)
(LHD *11)
(RHD *11)
(RHD)
W-B
(A/T)
(LHD A/T)
(RHD A/T)
G67
Shift Position
Indicator
(Console Box Assembly)
G104
Junction
Connector
G106
Junction
Connector
G3
G5

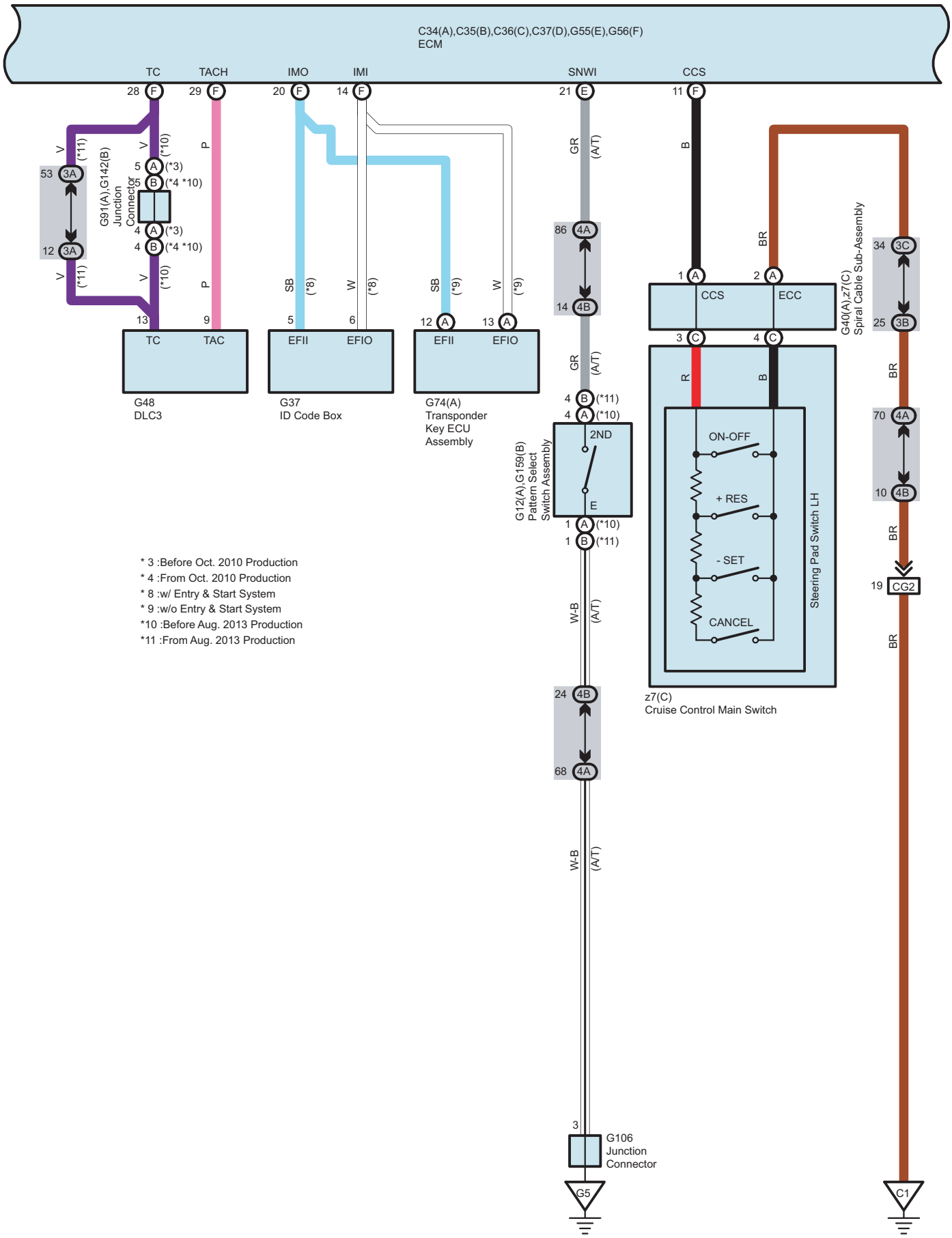
C34(A),C35(B),C36(C),C37(D),G55(E),G56(F)
ECM
TC
TACH
IMO
IMI
SNWI
CCS
G91(A),G142(B)
Junction
Connector
G48
DLC3
G37
ID Code Box
G74(A)
Transponder
Key ECU
Assembly
G12(A),G159(B)
Pattern Select
Switch Assembly
2ND
E
G40(A),z7(C)
Spiral Cable Sub-Assembly
CCS
ECC
ON-OFF
+ RES
- SET
CANCEL
Steering Pad Switch LH
z7(C)
Cruise Control Main Switch
CG2
G106
Junction
Connector
G5
C1
* 3 :Before Oct. 2010 Production
* 4 :From Oct. 2010 Production
* 8 :w/ Entry & Start System
* 9 :w/o Entry & Start System
*10 :Before Aug. 2013 Production
*11 :From Aug. 2013 Production

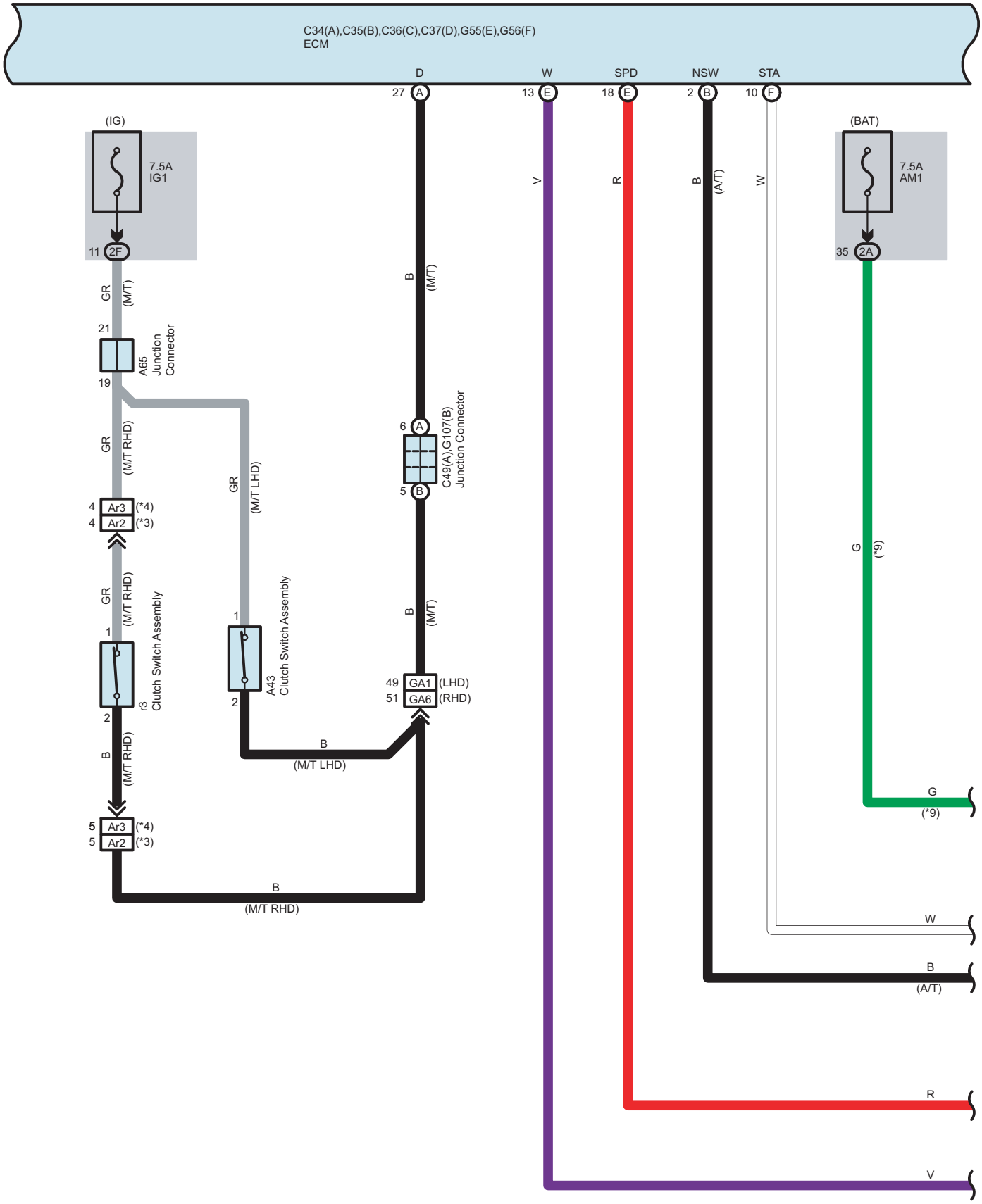
C34(A),C35(B),C36(C),C37(D),G55(E),G56(F)
ECM
D
W
SPD
NSW
STA
27 A
13 E
18 E
2 B
10 F
(IG)
7.5A
IG1
11 2F
(BAT)
7.5A
AM1
35 2A
GR (M/T)
21
A65
Junction
Connector
19
GR (M/T RHD)
4 Ar3 (*4)
4 Ar2 (*3)
GR (M/T RHD)
1
r3
Clutch Switch Assembly
2
B (M/T RHD)
5 Ar3 (*4)
5 Ar2 (*3)
B (M/T RHD)
GR (M/T LHD)
1
A43
Clutch Switch Assembly
2
B (M/T LHD)
B (M/T)
6 A
5 B
C49(A),G107(B)
Junction Connector
B (M/T)
49 GA1 (LHD)
51 GA6 (RHD)
V
R
B (A/T)
W
G (*9)
G (*9)
W
B (A/T)
R
V

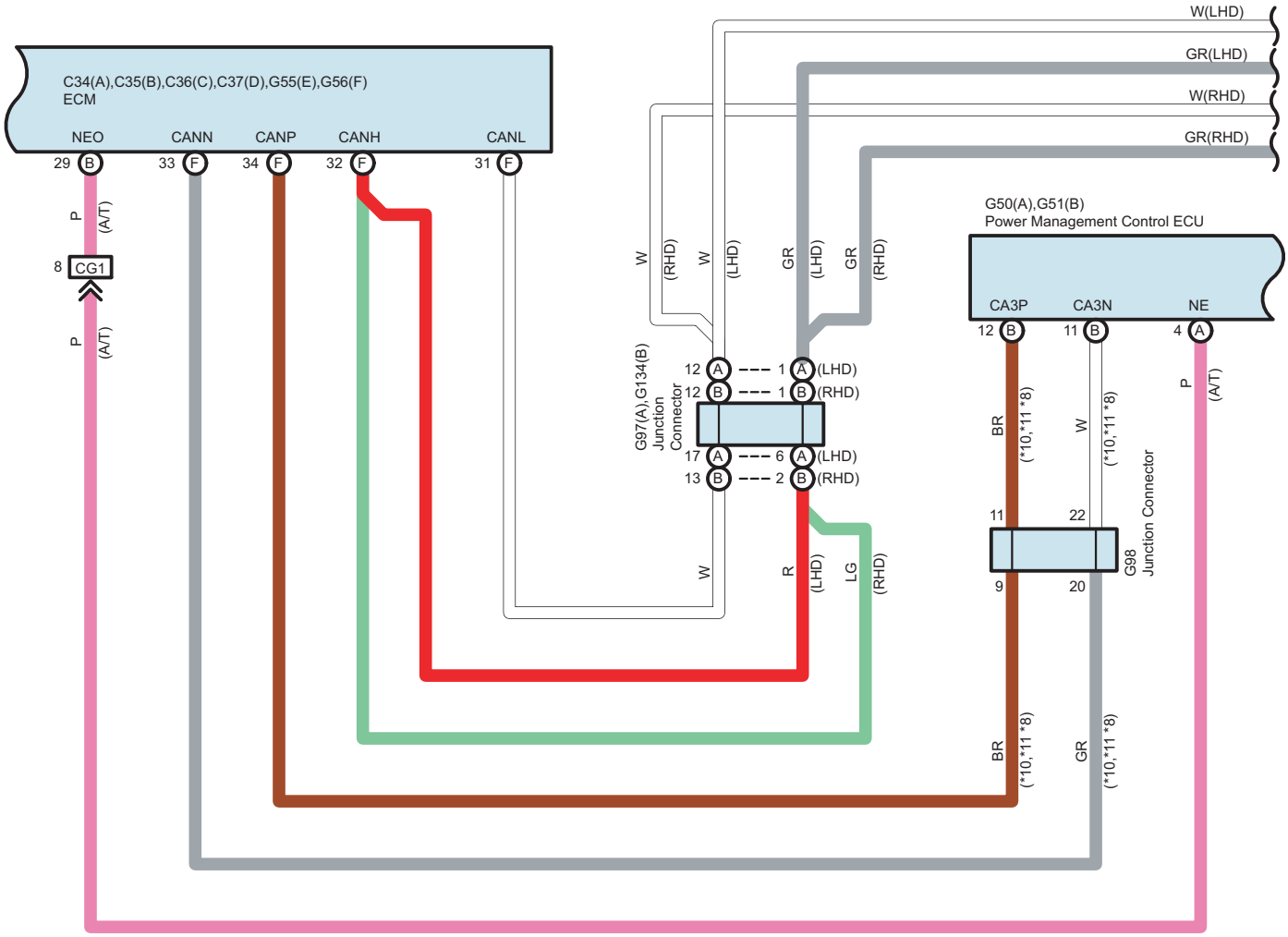
C34(A),C35(B),C36(C),C37(D),G55(E),G56(F)
ECM
NEO
CANN
CANP
CANH
CANL
29 B
33 F
34 F
32 F
31 F
P
(A/T)
8 CG1
P
(A/T)
W(LHD)
GR(LHD)
W(RHD)
GR(RHD)
G50(A),G51(B)
Power Management Control ECU
CA3P
CA3N
NE
12 B
11 B
4 A
W
(RHD)
W
(LHD)
GR
(LHD)
GR
(RHD)
G97(A),G134(B)
Junction
Connector
12 A
12 B
1 A (LHD)
1 B (RHD)
17 A
13 B
6 A (LHD)
2 B (RHD)
BR
(*10,*11 *8)
W
(*10,*11 *8)
P
(A/T)
11
22
9
20
G98
Junction Connector
W
R
(LHD)
LG
(RHD)
BR
(*10,*11 *8)
GR
(*10,*11 *8)

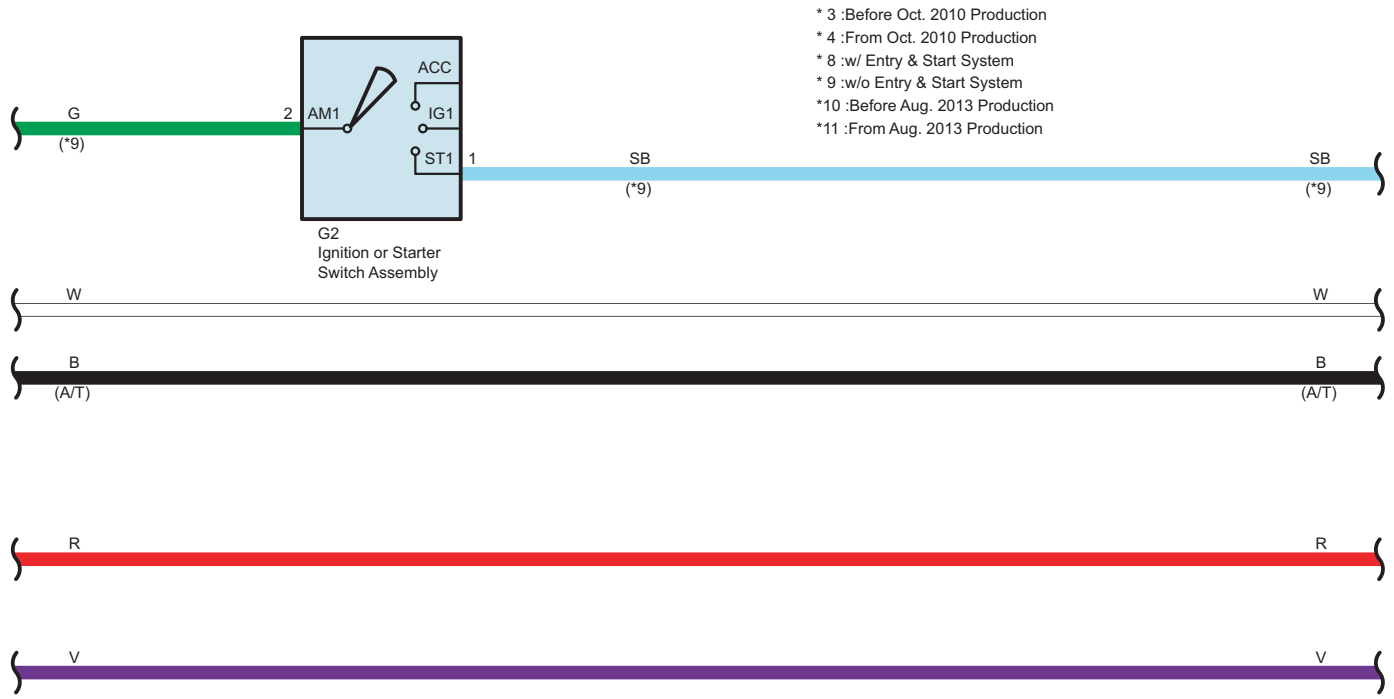
* 3 :Before Oct. 2010 Production
* 4 :From Oct. 2010 Production
* 8 :w/ Entry & Start System
* 9 :w/o Entry & Start System
*10 :Before Aug. 2013 Production
*11 :From Aug. 2013 Production
G
(*9)
2
AM1
ACC
IG1
ST1
1
SB
(*9)
SB
(*9)
G2
Ignition or Starter
Switch Assembly
W
W
B
(A/T)
B
(A/T)
R
R
V
V

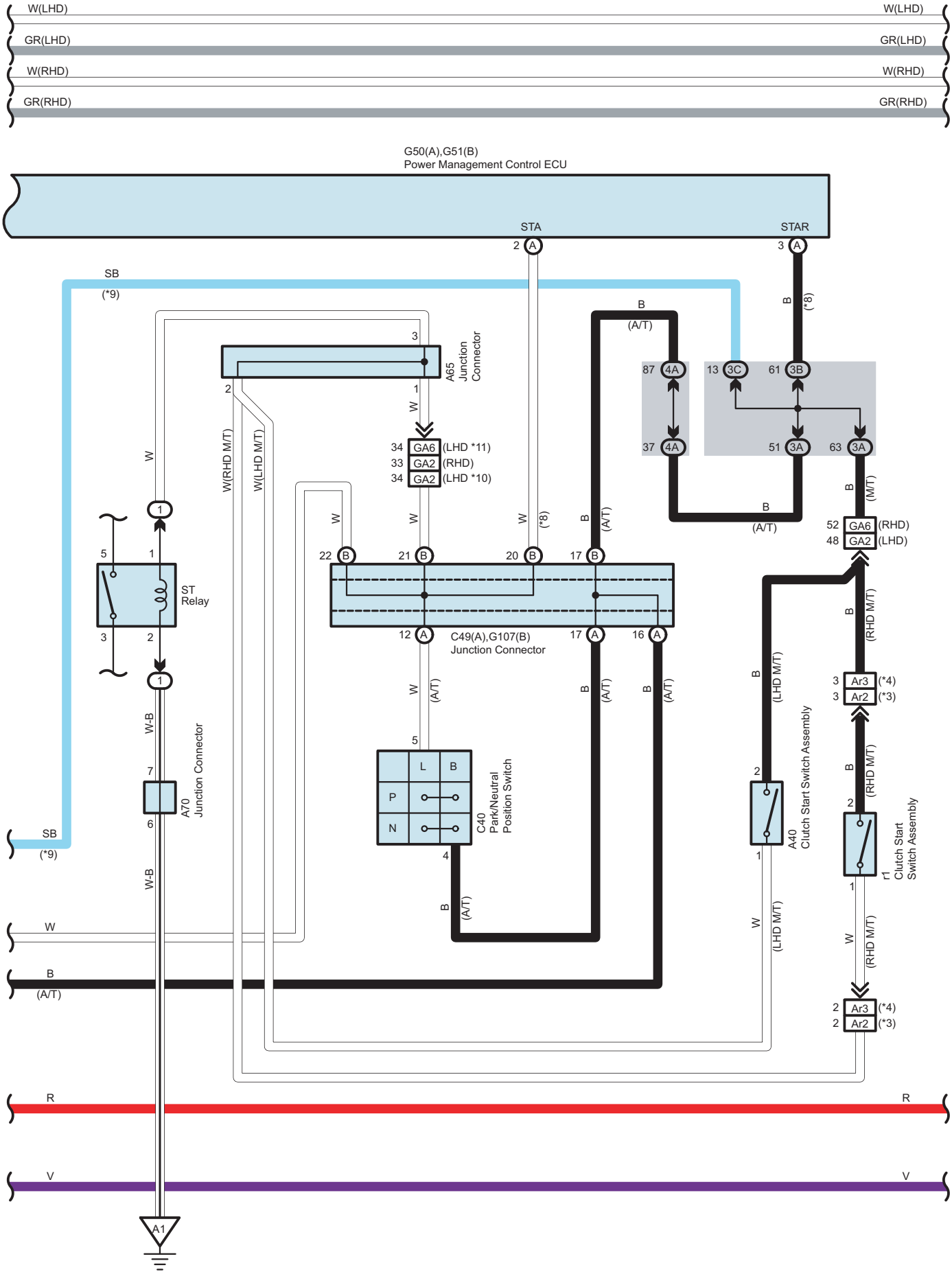
W(LHD)
GR(LHD)
W(RHD)
GR(RHD)
G50(A),G51(B)
Power Management Control ECU
STA
STAR
SB
(*9)
A65
Junction
Connector
GA6 (LHD *11)
GA2 (RHD)
GA2 (LHD *10)
W(RHD M/T)
W(LHD M/T)
ST
Relay
C49(A),G107(B)
Junction Connector
C40
Park/Neutral
Position Switch
A70
Junction Connector
A40
Clutch Start Switch Assembly
r1
Clutch Start
Switch Assembly
GA6 (RHD)
GA2 (LHD)
Ar3 (*4)
Ar2 (*3)
(A/T)
(M/T)
(RHD M/T)
(LHD M/T)
W-B
A1

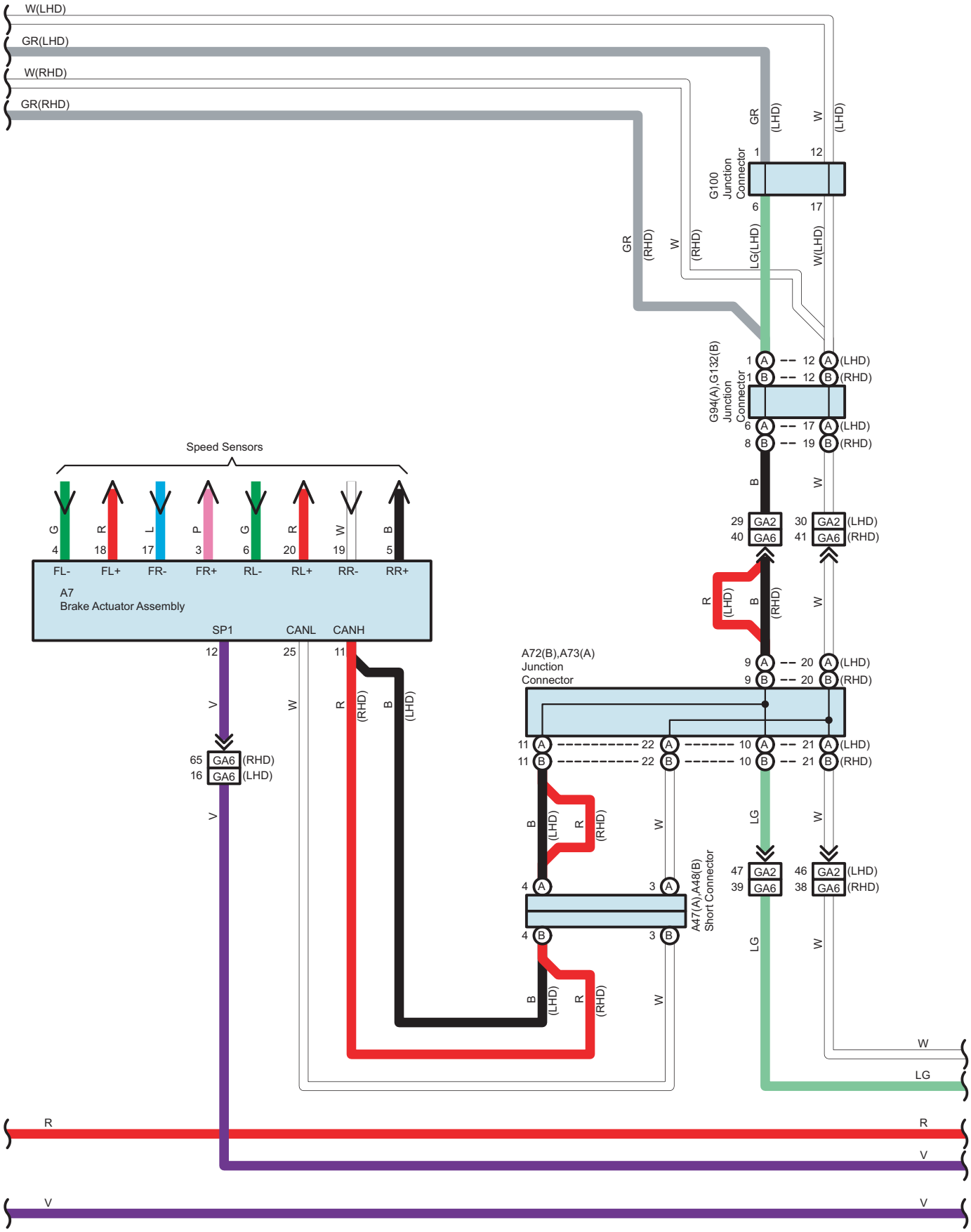
W(LHD)
GR(LHD)
W(RHD)
GR(RHD)
G100 Junction Connector
G94(A),G132(B) Junction Connector
Speed Sensors
A7 Brake Actuator Assembly
FL- FL+ FR- FR+ RL- RL+ RR- RR+
SP1 CANL CANH
A72(B),A73(A) Junction Connector
A47(A),A48(B) Short Connector
GA2
GA6
(LHD)
(RHD)

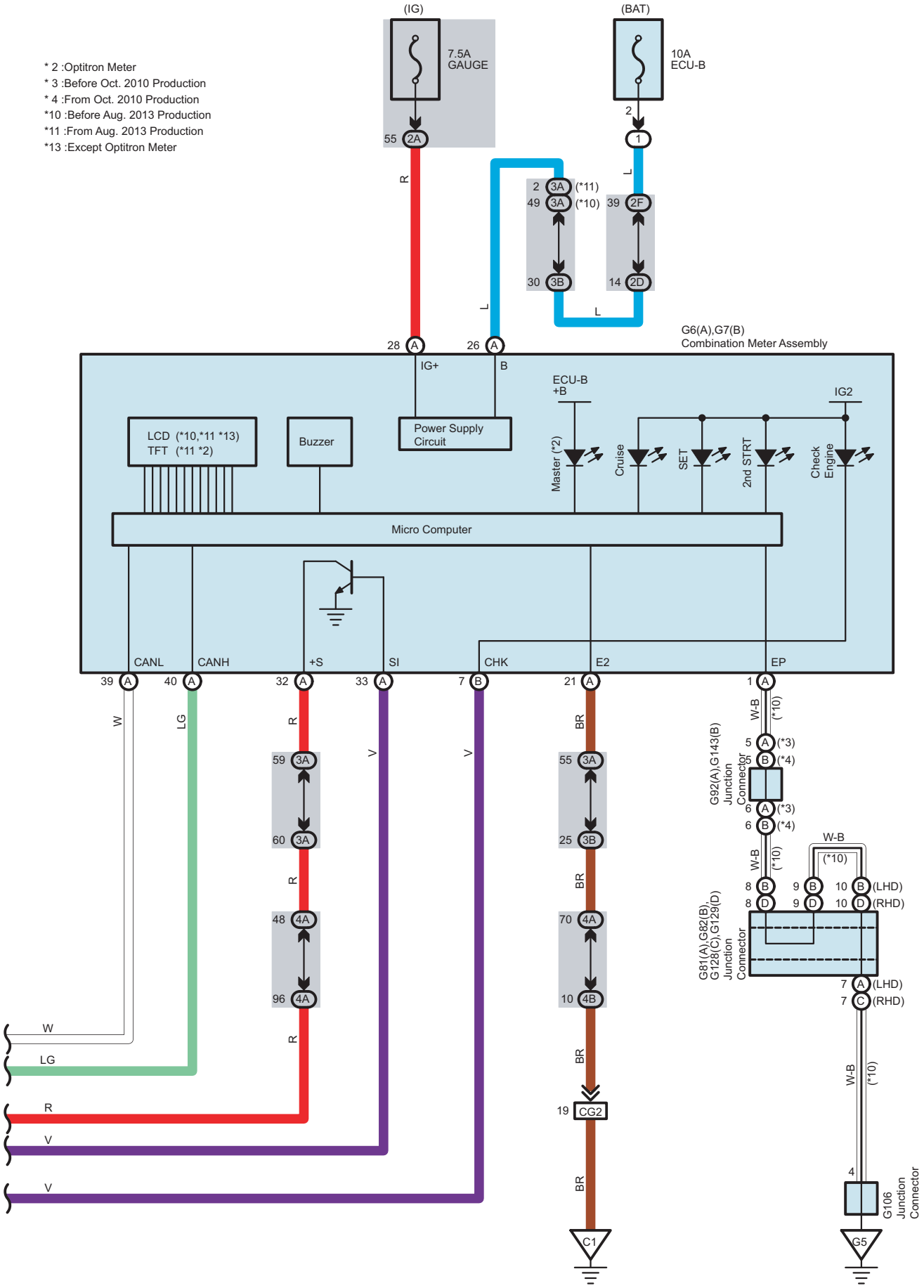
* 2 :Optitron Meter
* 3 :Before Oct. 2010 Production
* 4 :From Oct. 2010 Production
*10 :Before Aug. 2013 Production
*11 :From Aug. 2013 Production
*13 :Except Optitron Meter
(IG)
7.5A
GAUGE
(BAT)
10A
ECU-B
G6(A),G7(B)
Combination Meter Assembly
IG+
B
ECU-B
+B
IG2
LCD (*10,*11 *13)
TFT (*11 *2)
Buzzer
Power Supply
Circuit
Master (*2)
Cruise
SET
2nd STRT
Check
Engine
Micro Computer
CANL
CANH
+S
SI
CHK
E2
EP
G92(A),G143(B)
Junction
Connector
G81(A),G82(B),
G128(C),G129(D)
Junction
Connector
(LHD)
(RHD)
CG2
C1
G106
Junction
Connector
G5

A5
White

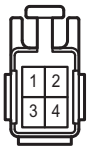

A7
Black

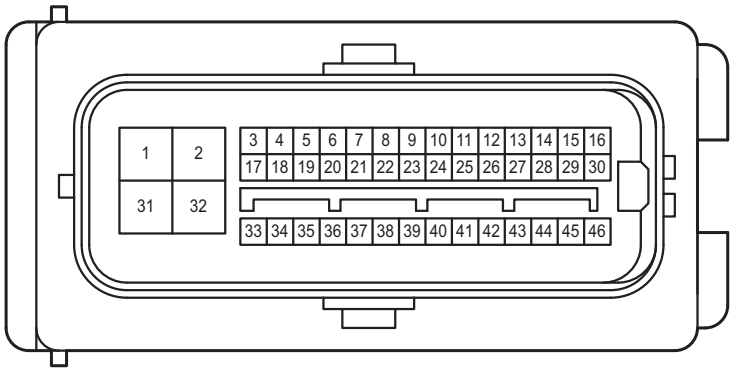

A16
Black

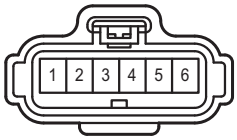

A17
Black

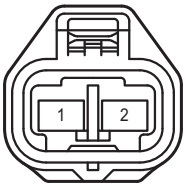

A18
Black

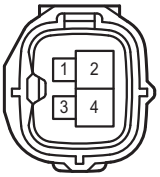

A19
Black



A40
Black

A43
White

A47
Gray

A48
Gray

A59
Black

A65
White

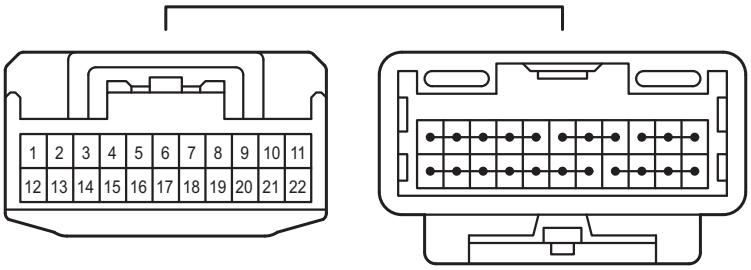

A70
White

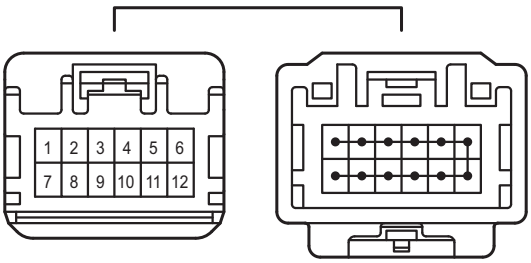

A71
White

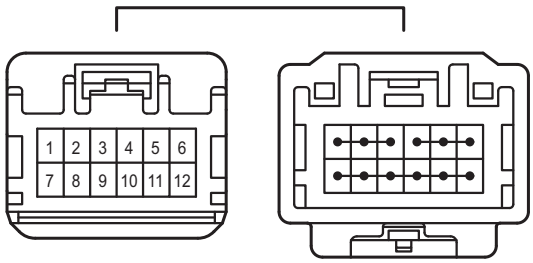

A72
White

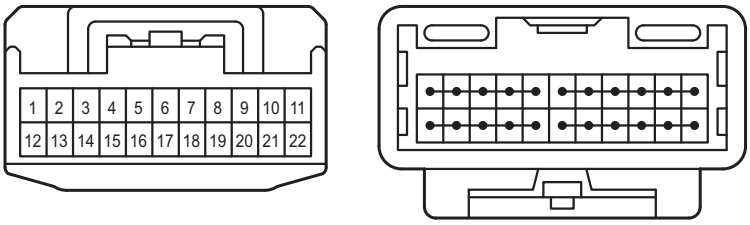

A73
White

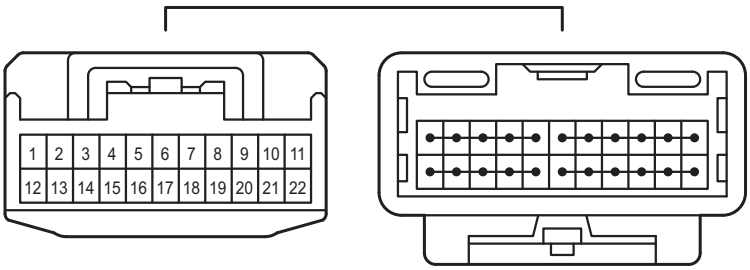

A85
White



C1
Gray

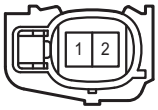

C2
Gray

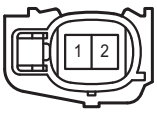

C3
Gray

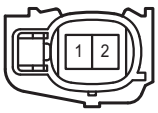

C4
Gray

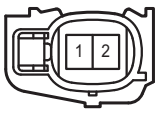

C5
Gray

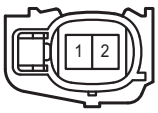

C6
Gray

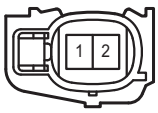

C13
Black

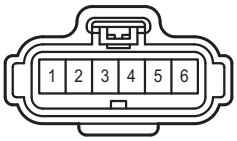

C14
Black

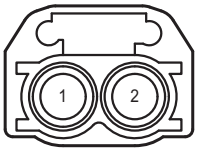

C15
Black

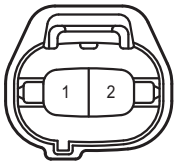

C16
Black

C17
Black

C18
Black

C19
Black

C20
Black

C21
Black

C22
Black

C23
Black

C24
Black

C25
Dark Gray

C26
Dark Gray

C27
Dark Gray

C28
Dark Gray

C29
Gray

C30
Gray

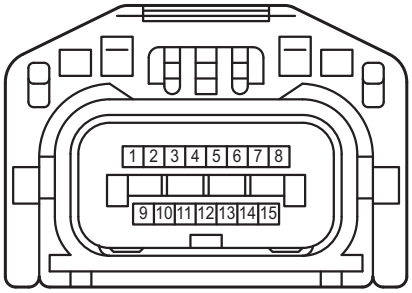

C31
Black

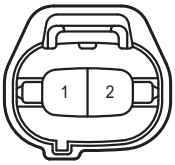

C32
Black

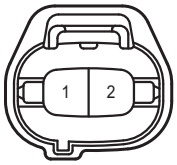

C33
Black

C34
White

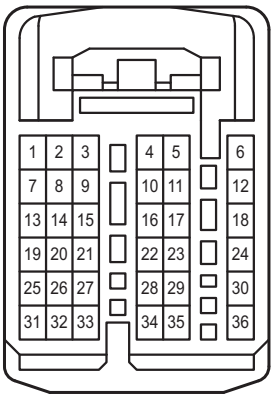

C35
White

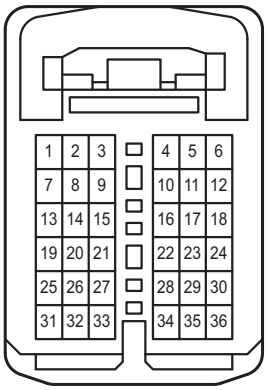

C36
White

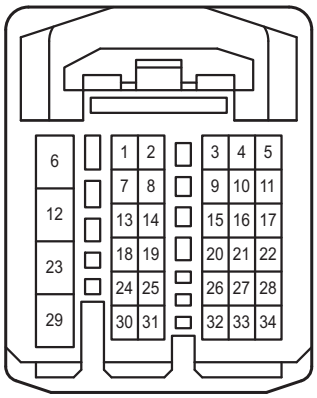

C37
White

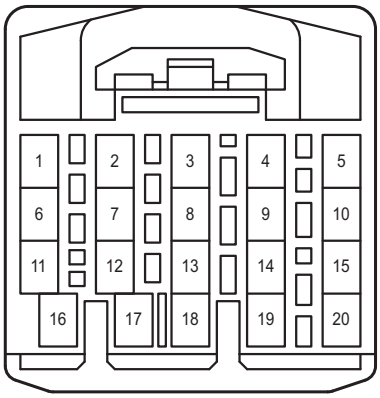

C40
Gray

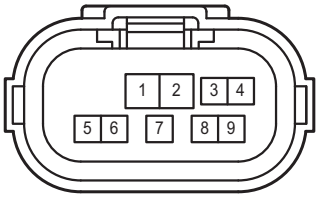

C44
Black

C45
Black

C47
Black

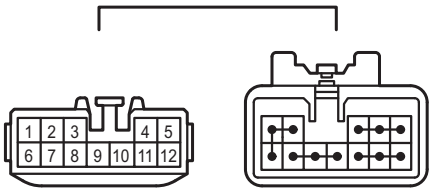

C48
White

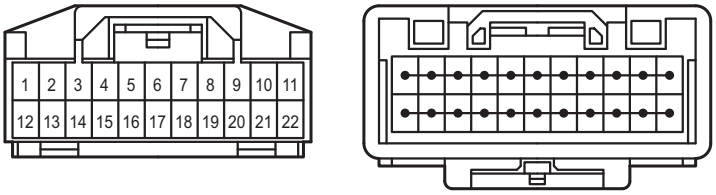

C49
Blue

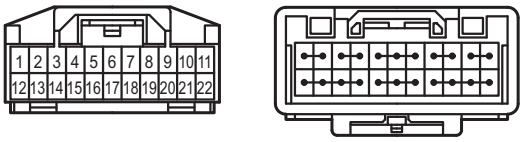

D3
Black

G2
White

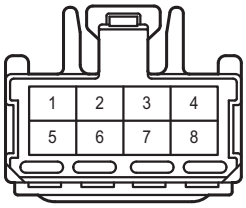

G6
Black



G7
Black

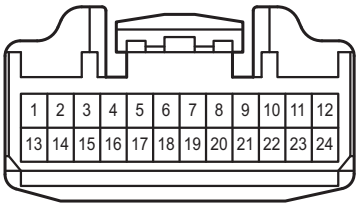

G12
Gray

G25
White

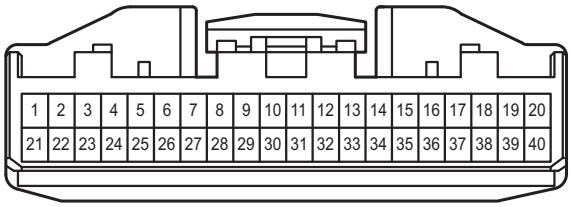

G37
White

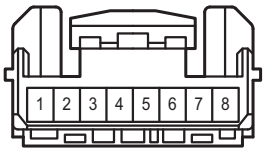

G40
Black

G47
Black



G48
White

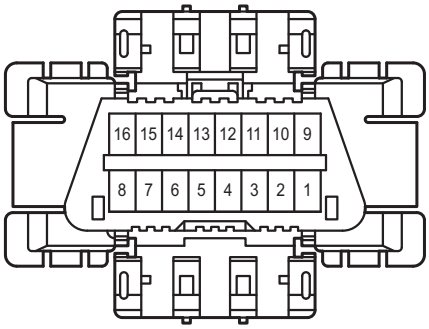

G50
White

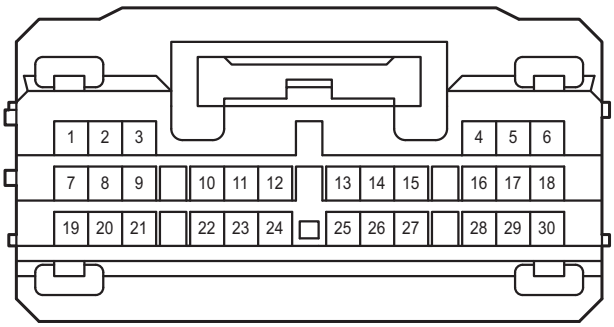

G51
Black

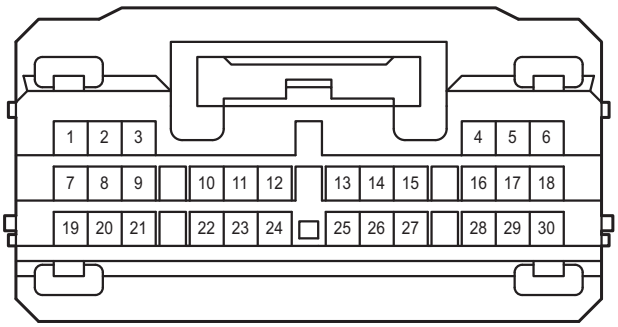

G53
Black

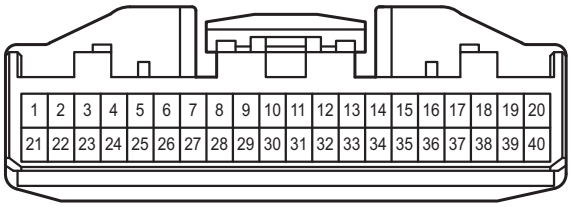

G55
White

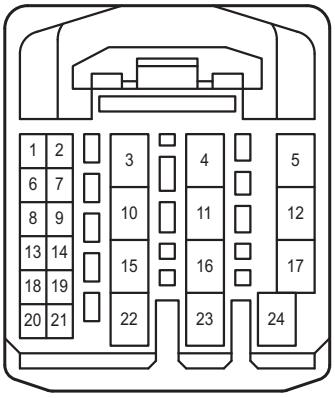

G56
White

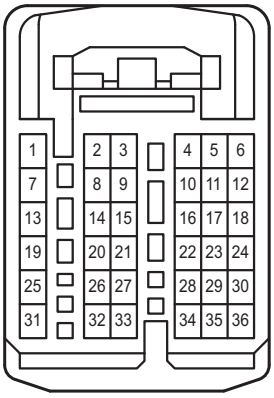

G67
White

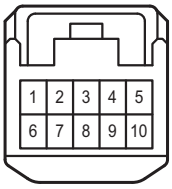

G68
Gray



G74
Black

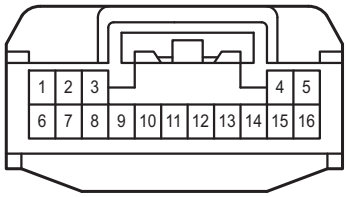

G81
White

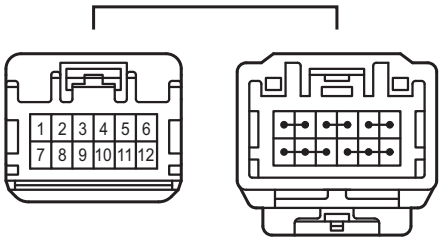

G82
White

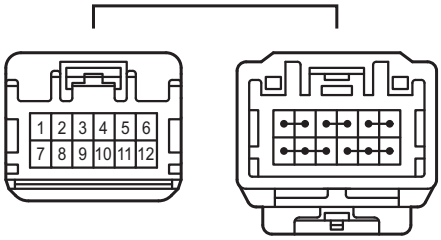

G85
Black

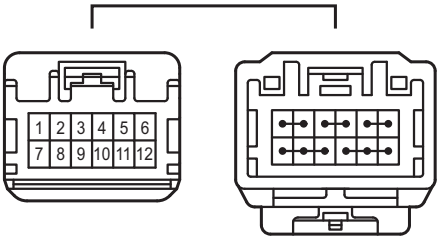

G86
Black

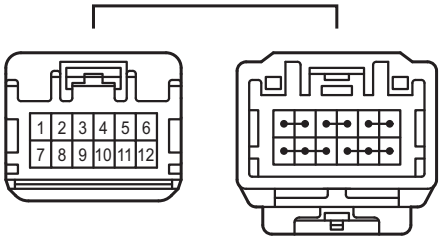

G87
Black

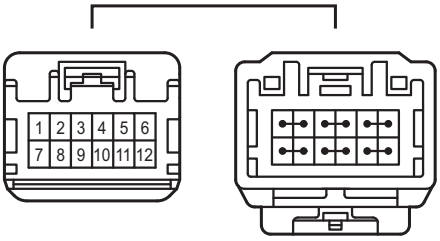

G91
Gray

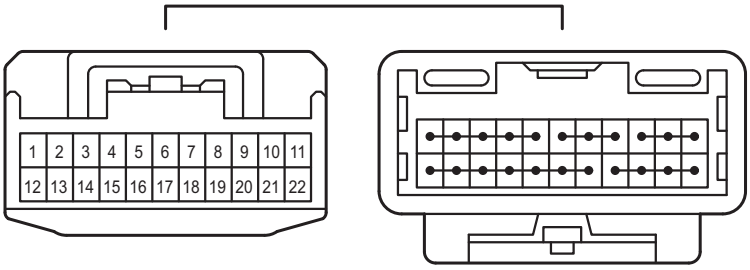

G92
White

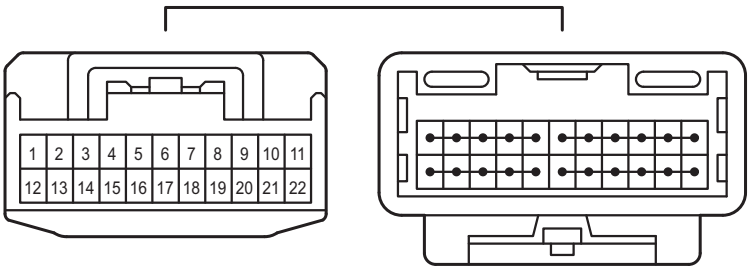

G94
White

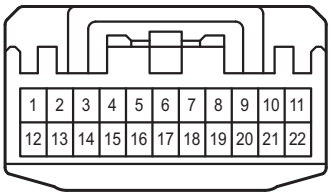

G97
White

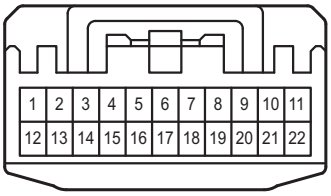

G98
White

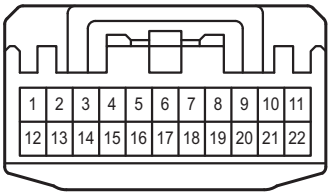

G100
Gray

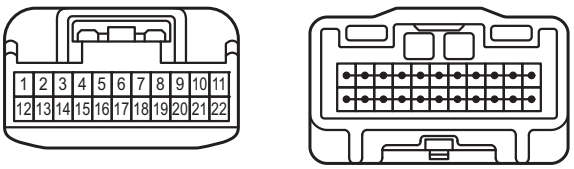

G104
White

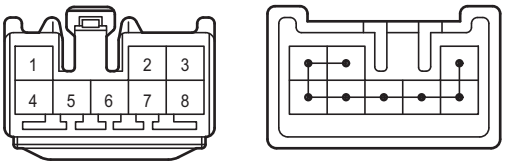

G106
White

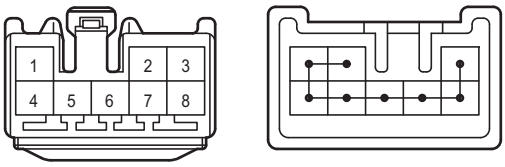

G107
Blue

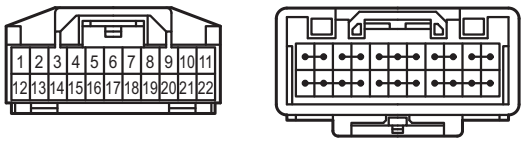

G128
Black

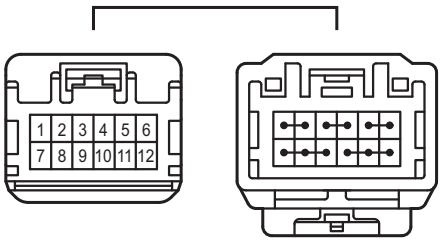

G129
Black

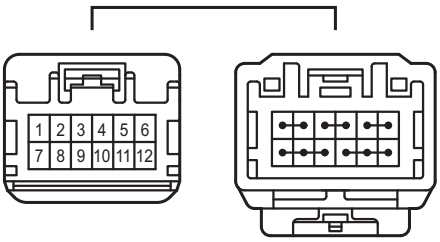

G130
White

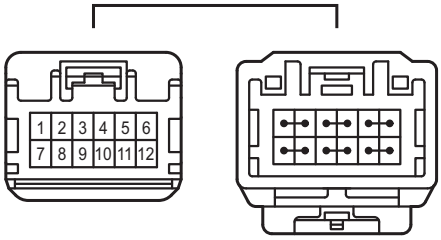

G132
Gray

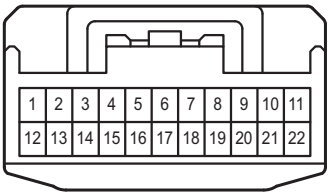

G134
Gray

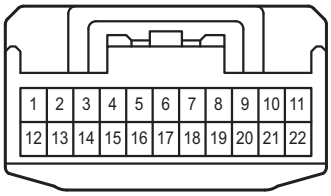

G142
White

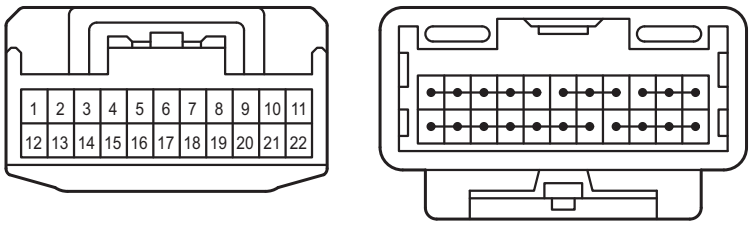

G143
Black

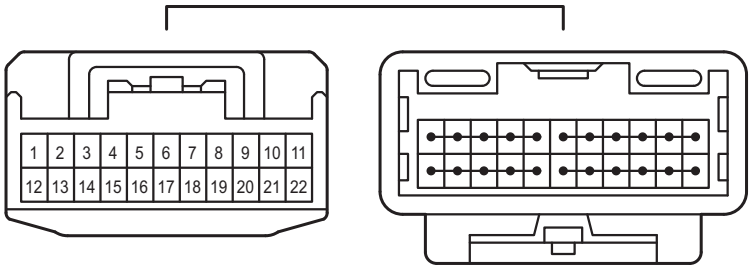

G145
Gray

G146
Gray

G159
Gray

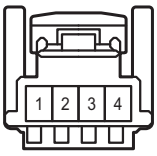

G164
Black

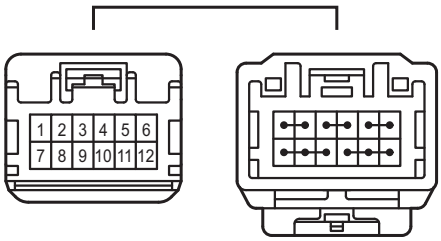

G165
Black

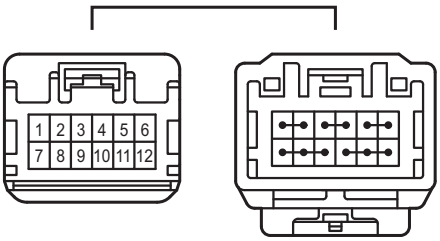

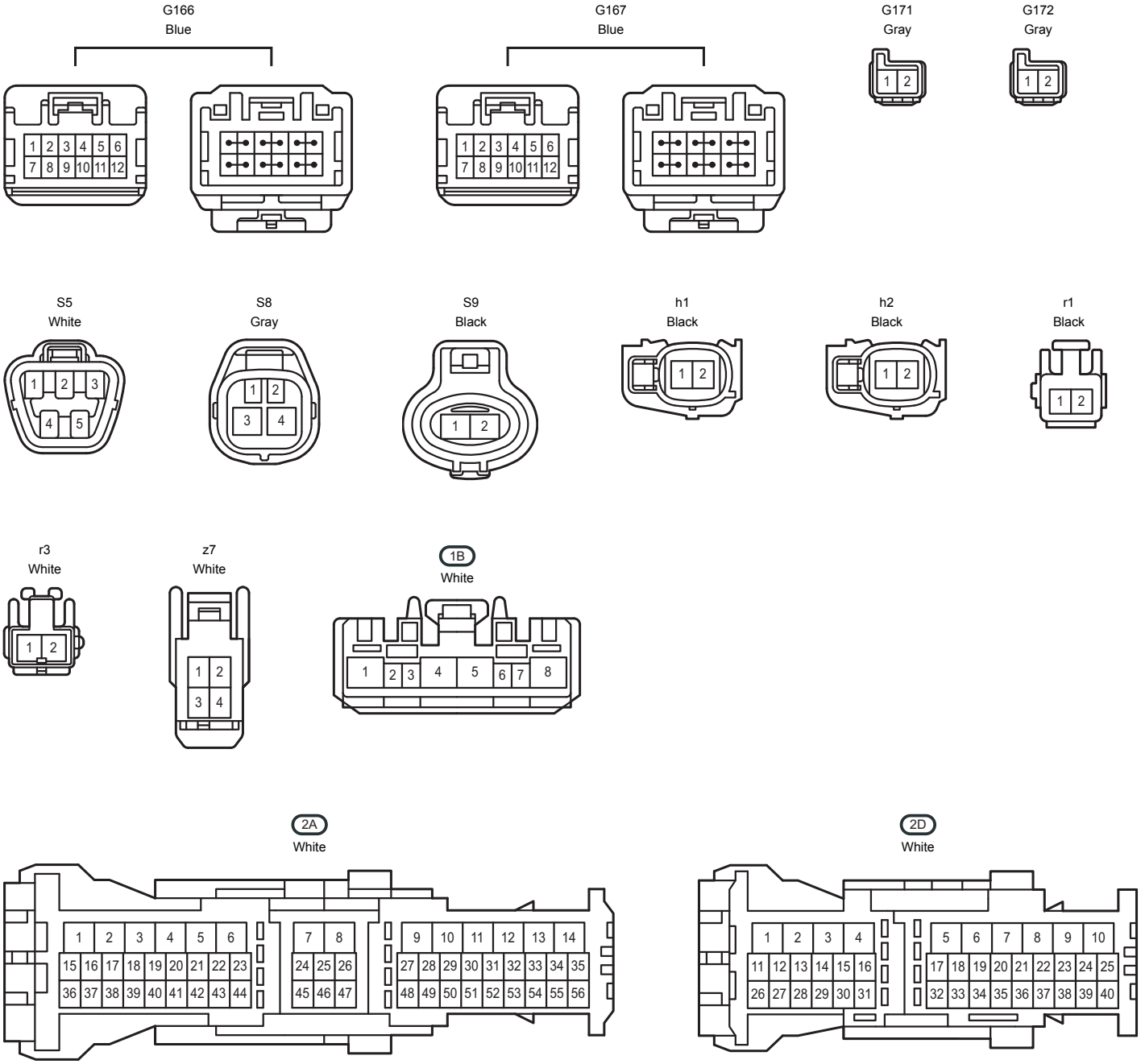
G166
Blue
G167
Blue
G171
Gray
G172
Gray
S5
White
S8
Gray
S9
Black
h1
Black
h2
Black
r1
Black
r3
White
z7
White
1B
White
2A
White
2D
White

2F
White

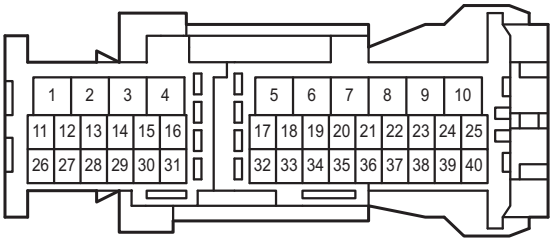

3A
White

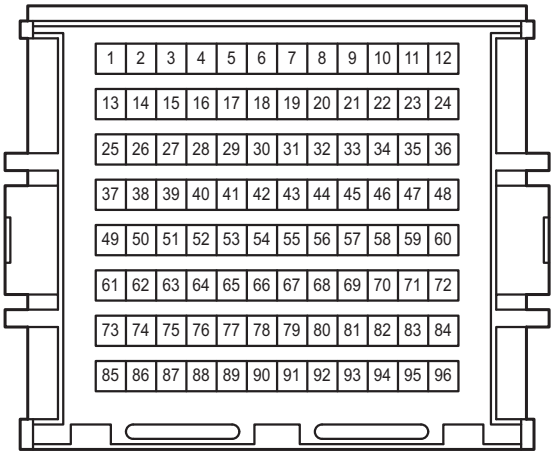

3B
White

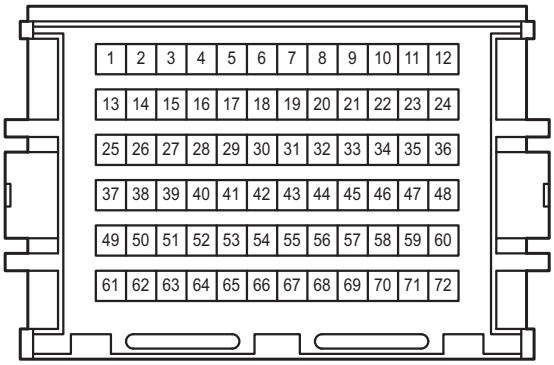

3C
White

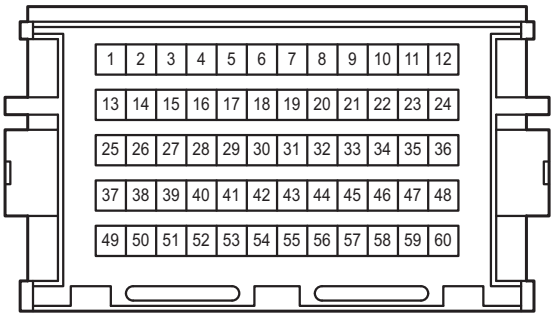

4A
White

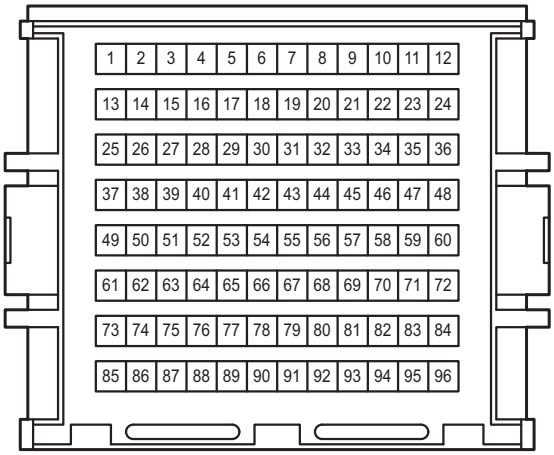

4B
White

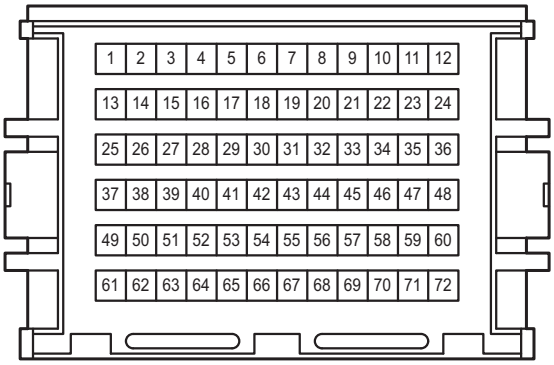

4C
White

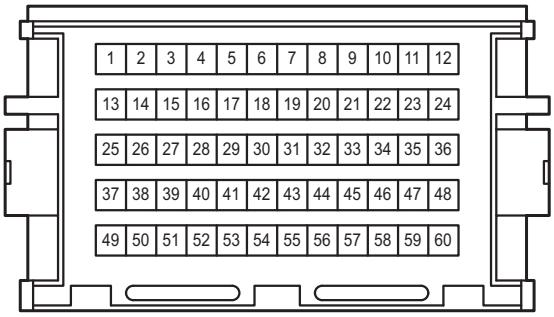

AC1
Black

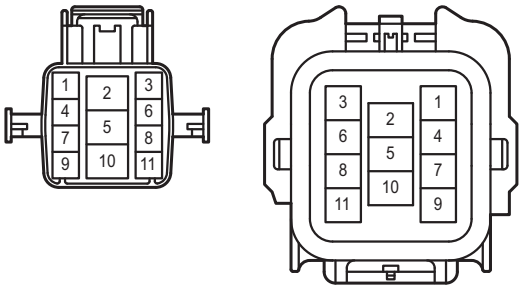

AR2
Gray

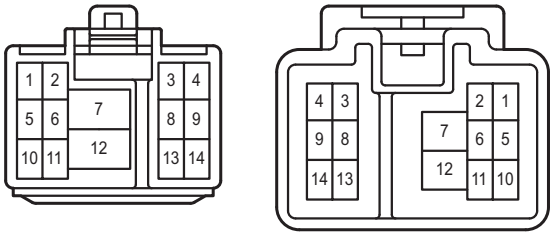

Ar2
Blue

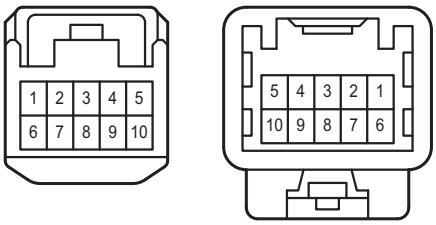

Ar3
Gray

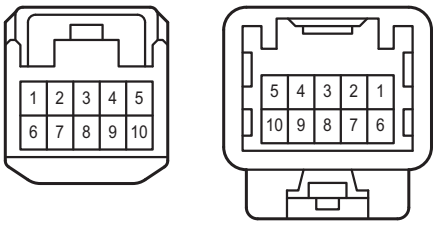

CG1
White



CG2
White

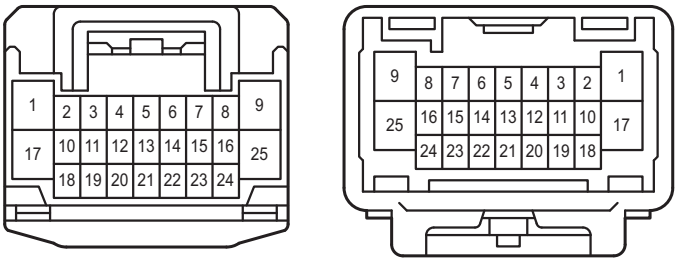

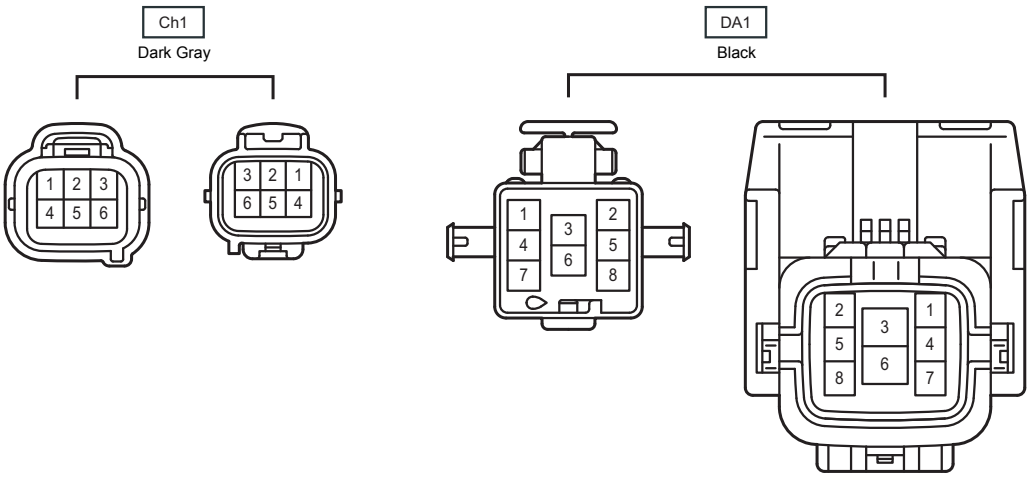
Ch1
Dark Gray
DA1
Black

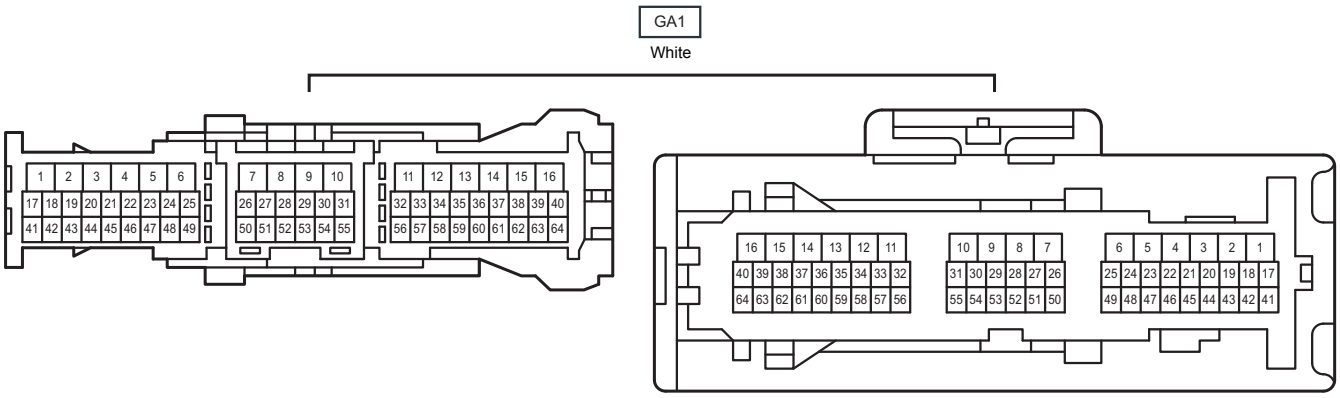
GA1
White

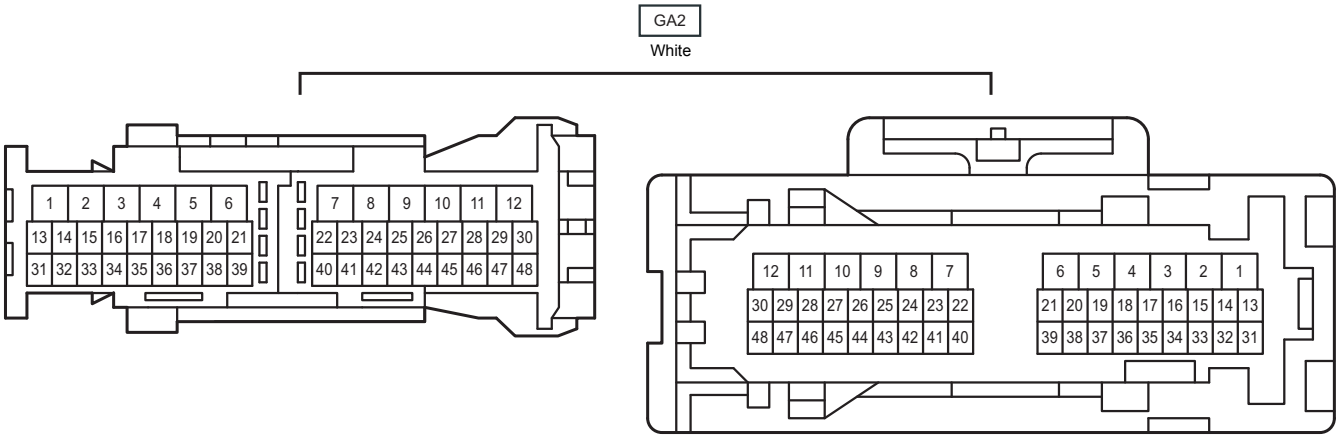
GA2
White

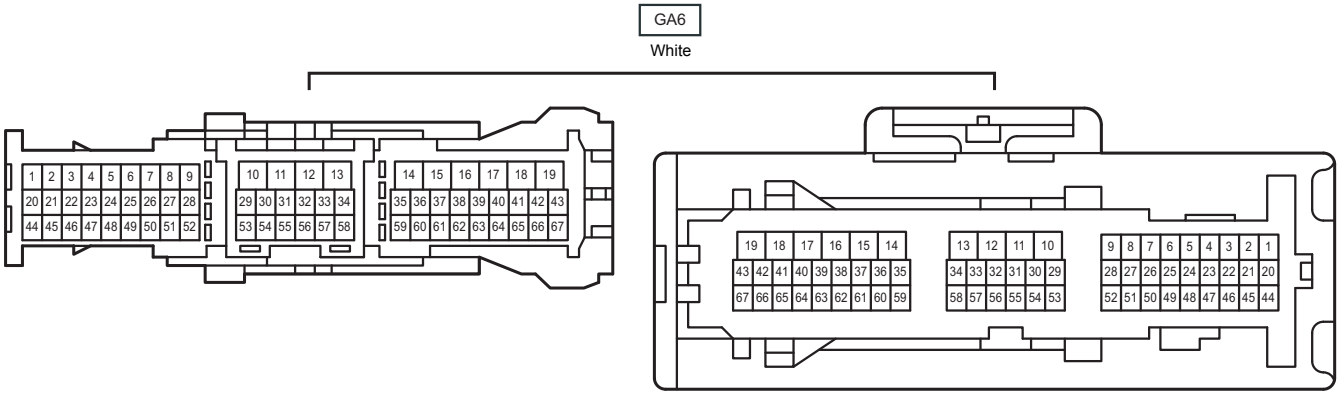
GA6
White

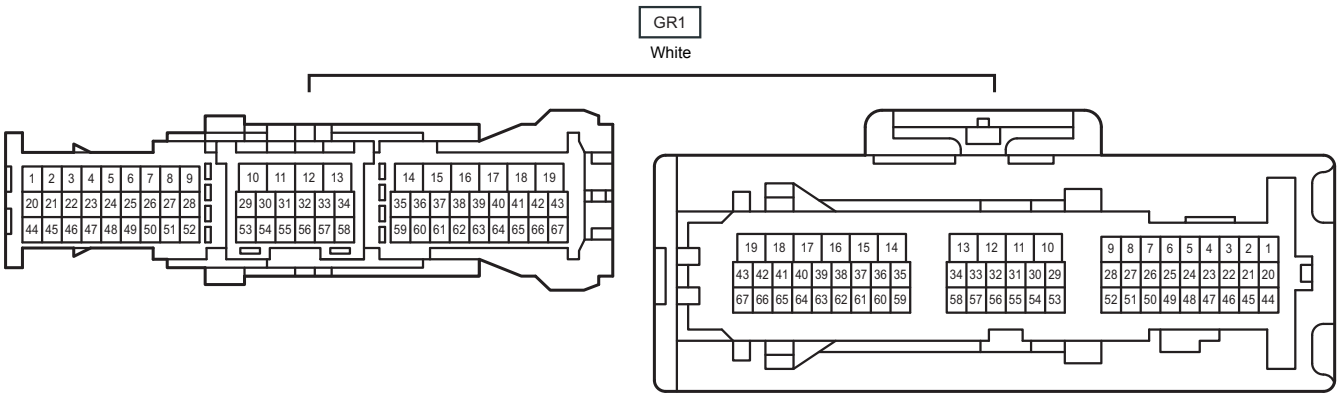
GR1
White
1 2 3 4 5 6 7 8 9
20 21 22 23 24 25 26 27 28
44 45 46 47 48 49 50 51 52
10 11 12 13
29 30 31 32 33 34
53 54 55 56 57 58
14 15 16 17 18 19
35 36 37 38 39 40 41 42 43
59 60 61 62 63 64 65 66 67
19 18 17 16 15 14
43 42 41 40 39 38 37 36 35
67 66 65 64 63 62 61 60 59
13 12 11 10
34 33 32 31 30 29
58 57 56 55 54 53
9 8 7 6 5 4 3 2 1
28 27 26 25 24 23 22 21 20
52 51 50 49 48 47 46 45 44

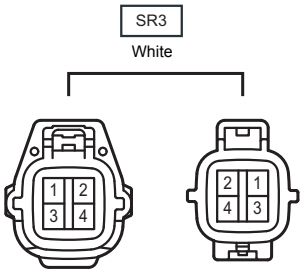
SR3
White
1 2
3 4
2 1
4 3