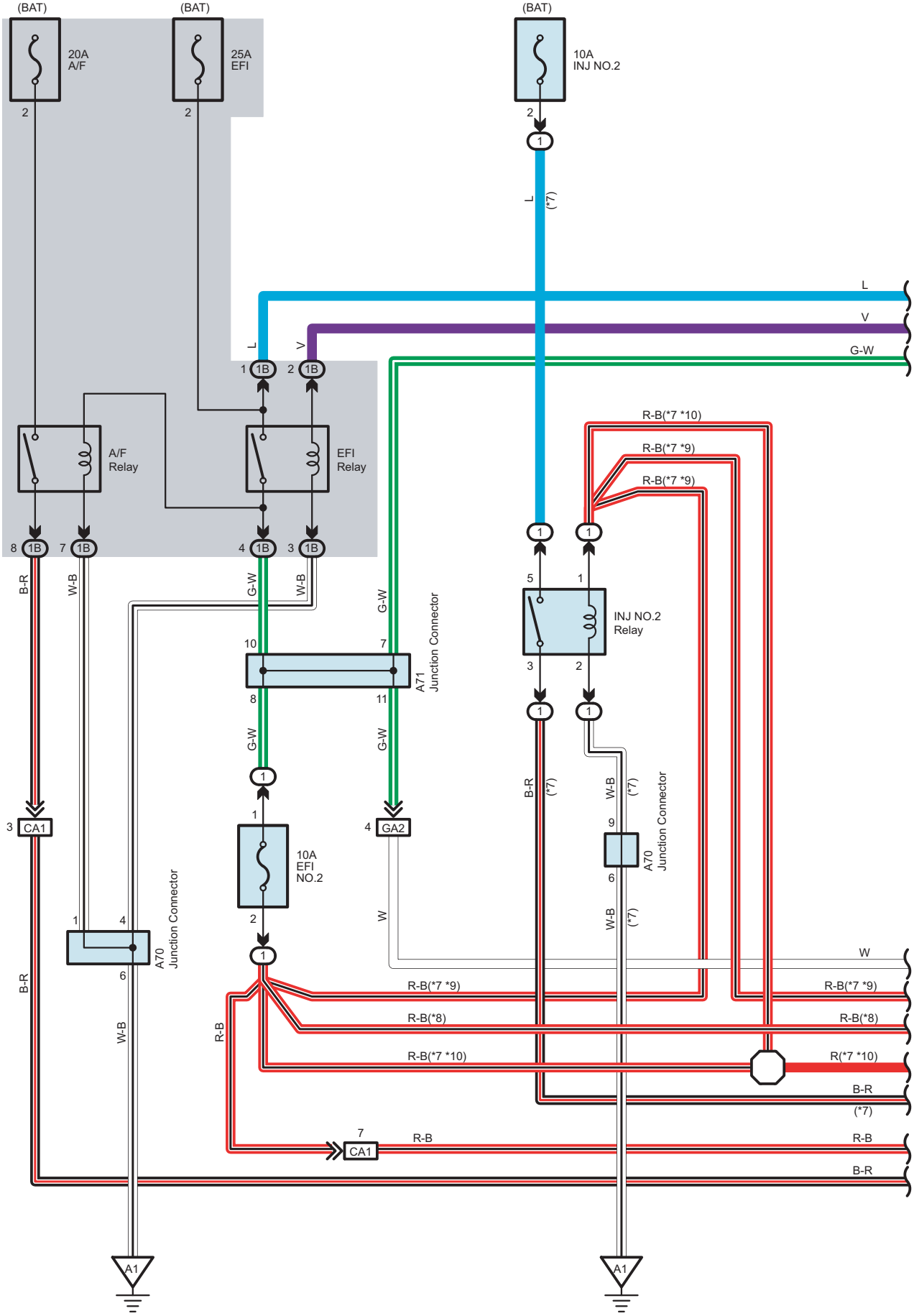
(BAT)
20A
A/F
(BAT)
25A
EFI
(BAT)
10A
INJ NO.2
A/F
Relay
EFI
Relay
INJ NO.2
Relay
A71
Junction Connector
A70
Junction Connector
10A
EFI
NO.2
CA1
GA2
A1
L
V
G-W
R-B(*7 *10)
R-B(*7 *9)
R-B(*8)
R(*7 *10)
B-R
W-B
W
R-B
(*7)

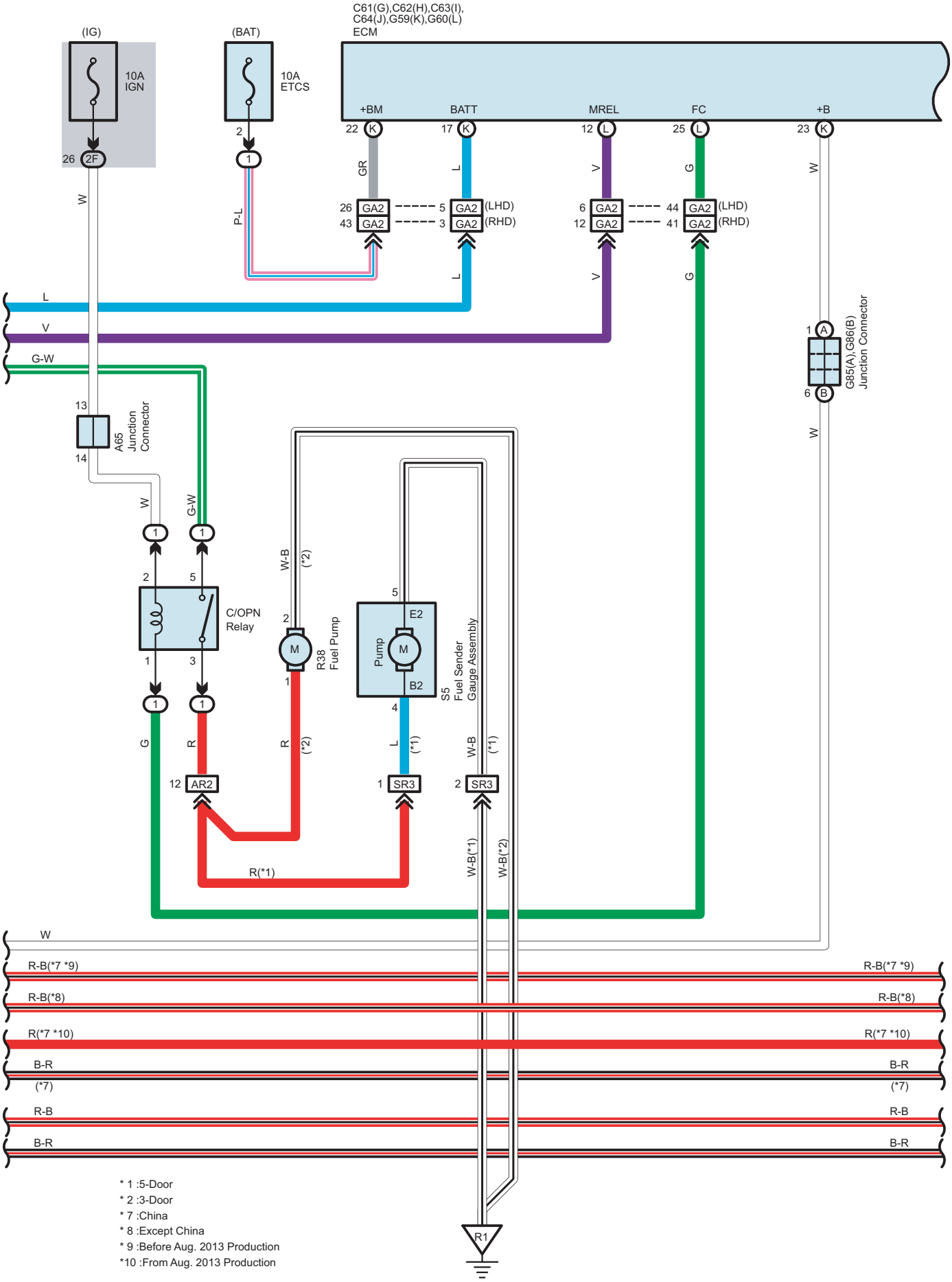
C61(G),C62(H),C63(I),
C64(J),G59(K),G60(L)
ECM
(IG)
(BAT)
10A
IGN
10A
ETCS
+BM
BATT
MREL
FC
+B
22 K
17 K
12 L
25 L
23 K
26 2F
2
1
GR
L
V
G
W
P-L
26 GA2
43 GA2
5 GA2 (LHD)
3 GA2 (RHD)
6 GA2
12 GA2
44 GA2 (LHD)
41 GA2 (RHD)
L
V
G-W
13
14
A65
Junction
Connector
1 A
6 B
G85(A), G86(B)
Junction Connector
W
G-W
2
5
C/OPN
Relay
1
3
W-B
(*2)
M
R38
Fuel Pump
5
E2
Pump
M
B2
4
S5
Fuel Sender
Gauge Assembly
G
R
R
(*2)
L
(*1)
W-B
(*1)
12 AR2
1 SR3
2 SR3
R(*1)
W-B(*1)
W-B(*2)
W
R-B(*7 *9)
R-B(*8)
R(*7 *10)
B-R
(*7)
R-B
B-R
R1
* 1 :5-Door
* 2 :3-Door
* 7 :China
* 8 :Except China
* 9 :Before Aug. 2013 Production
*10 :From Aug. 2013 Production

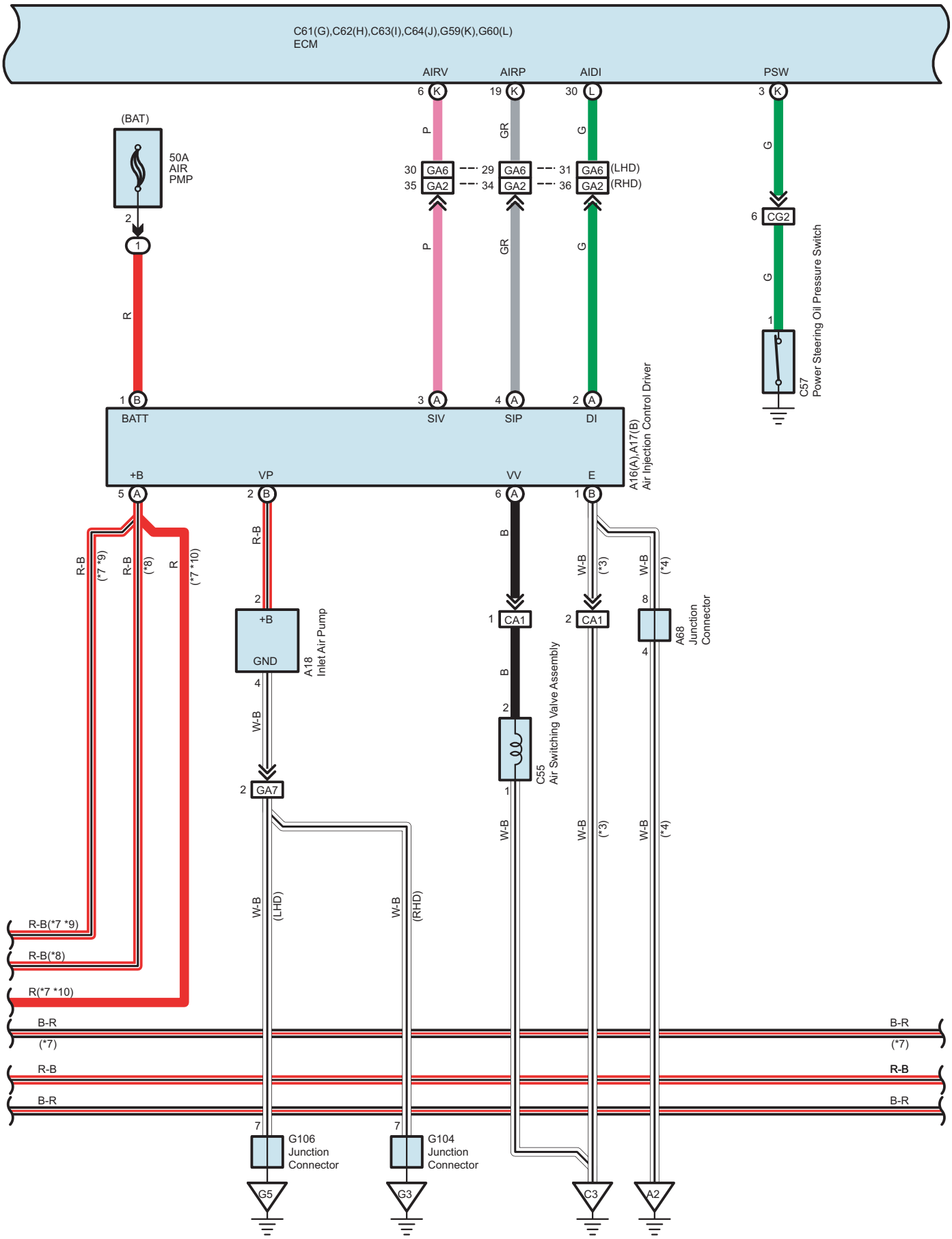
C61(G),C62(H),C63(I),C64(J),G59(K),G60(L)
ECM
AIRV
AIRP
AIDI
PSW
(BAT)
50A
AIR
PMP
GA6
GA2
(LHD)
(RHD)
CG2
C57
Power Steering Oil Pressure Switch
BATT
SIV
SIP
DI
A16(A),A17(B)
Air Injection Control Driver
+B
VP
VV
E
A18
Inlet Air Pump
GND
GA7
CA1
C55
Air Switching Valve Assembly
A68
Junction
Connector
G106
Junction
Connector
G104
Junction
Connector
G5
G3
C3
A2
R-B(*7 *9)
R-B(*8)
R(*7 *10)
B-R
(*7)
R-B

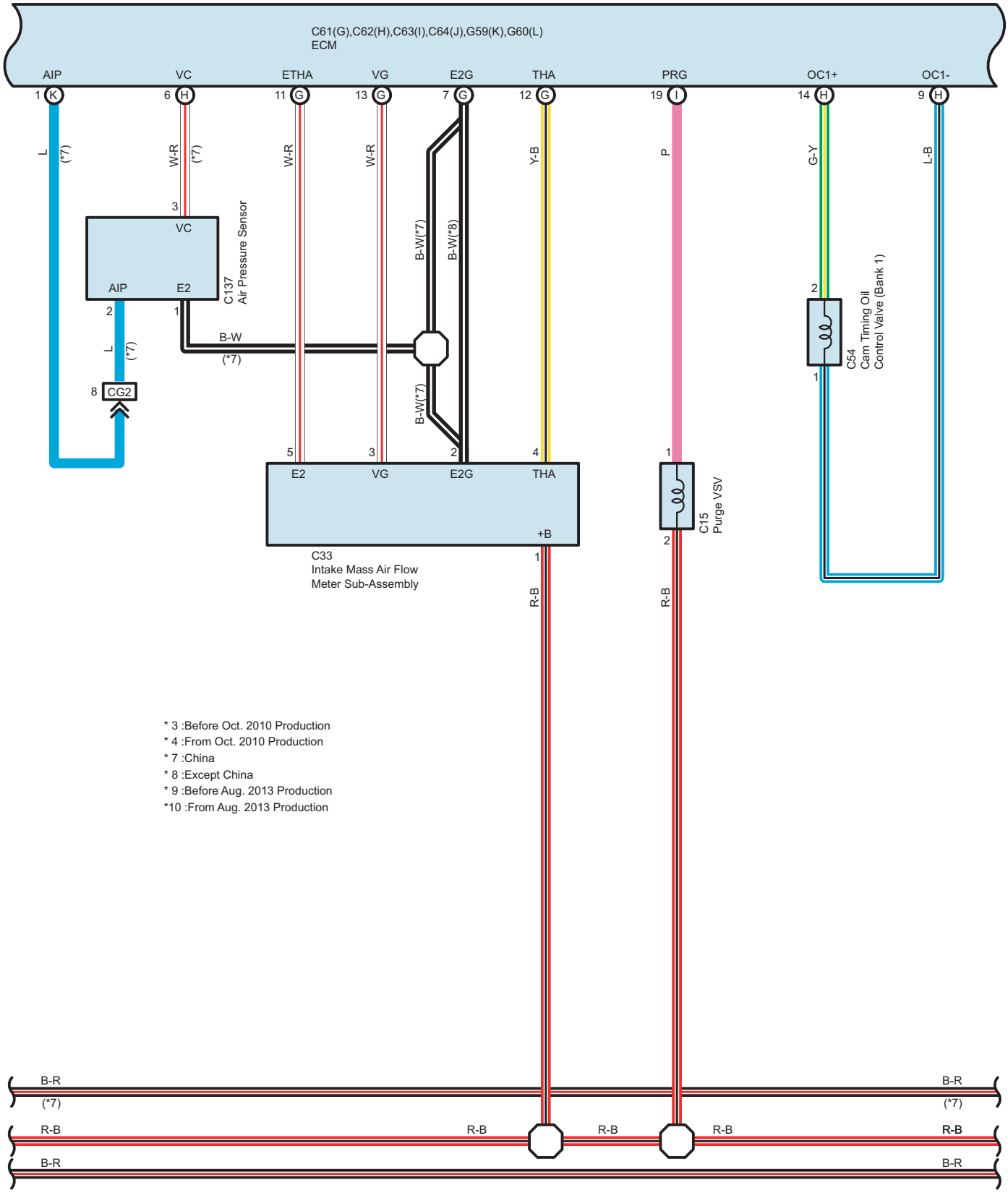
C61(G),C62(H),C63(I),C64(J),G59(K),G60(L)
ECM
AIP
VC
ETHA
VG
E2G
THA
PRG
OC1+
OC1-
1 K
6 H
11 G
13 G
7 G
12 G
19 I
14 H
9 H
L (*7)
W-R (*7)
W-R
W-R
B-W(*7)
B-W(*8)
B-W(*7)
Y-B
P
G-Y
L-B
3
VC
AIP
E2
C137
Air Pressure Sensor
2
1
B-W
(*7)
L (*7)
8 CG2
5
3
2
4
E2
VG
E2G
THA
+B
1
C33
Intake Mass Air Flow
Meter Sub-Assembly
R-B
1
2
C15
Purge VSV
R-B
2
1
C54
Cam Timing Oil
Control Valve (Bank 1)
B-R
(*7)
R-B
R-B
R-B
R-B
B-R
B-R
(*7)
R-B
B-R
* 3 :Before Oct. 2010 Production
* 4 :From Oct. 2010 Production
* 7 :China
* 8 :Except China
* 9 :Before Aug. 2013 Production
*10 :From Aug. 2013 Production

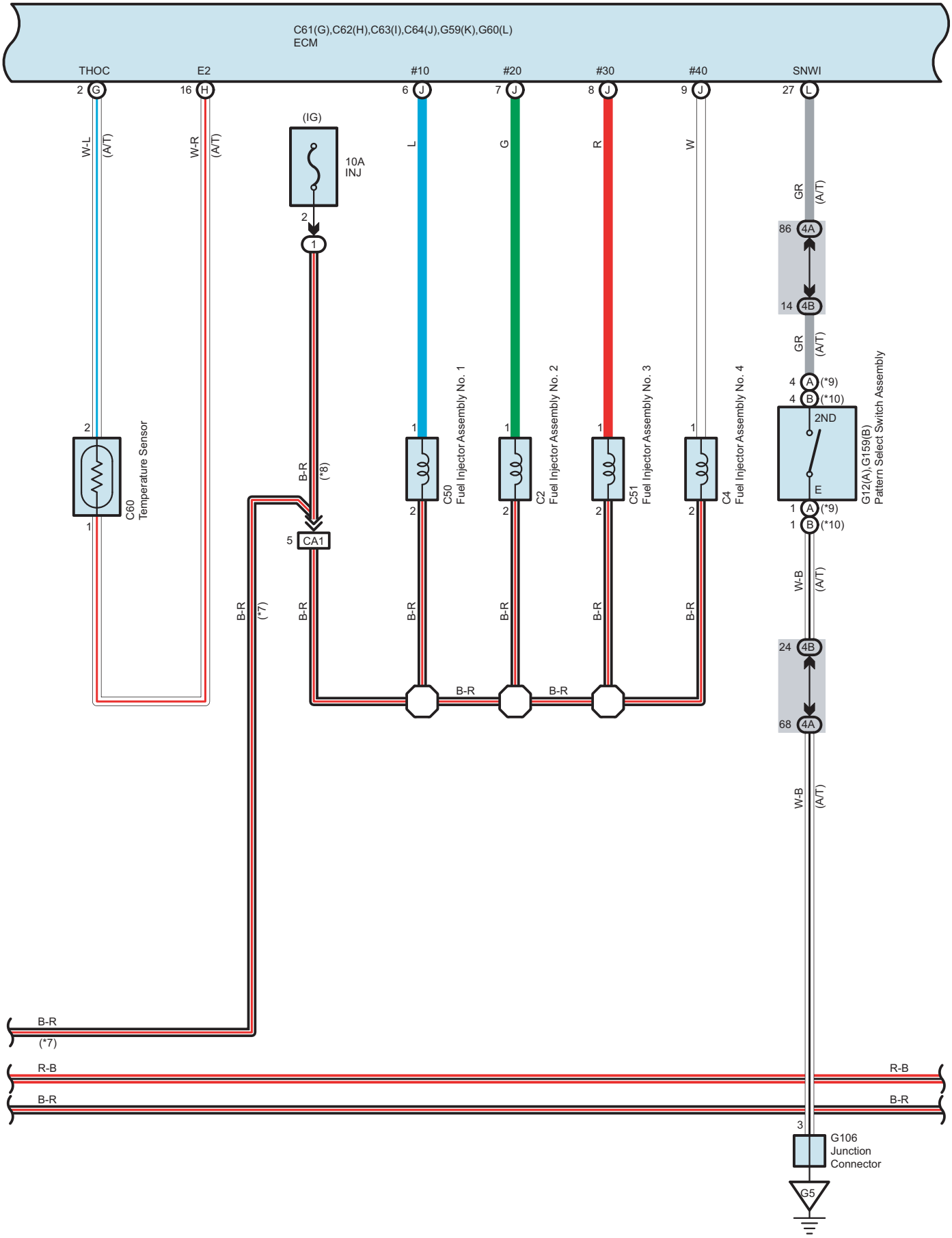
C61(G),C62(H),C63(I),C64(J),G59(K),G60(L)
ECM
THOC
E2
#10
#20
#30
#40
SNWI
2 G
16 H
6 J
7 J
8 J
9 J
27 L
W-L
(A/T)
W-R
(A/T)
(IG)
10A
INJ
2
1
L
G
R
W
GR
(A/T)
86 4A
14 4B
GR
(A/T)
4 A (*9)
4 B (*10)
2ND
E
1 A (*9)
1 B (*10)
G12(A),G159(B)
Pattern Select Switch Assembly
C60
Temperature Sensor
B-R
(*8)
5 CA1
C50
Fuel Injector Assembly No. 1
C2
Fuel Injector Assembly No. 2
C51
Fuel Injector Assembly No. 3
C4
Fuel Injector Assembly No. 4
B-R
(*7)
B-R
B-R
B-R
B-R
B-R
B-R
B-R
W-B
(A/T)
24 4B
68 4A
W-B
(A/T)
B-R
(*7)
R-B
R-B
B-R
B-R
3
G106
Junction
Connector
G5

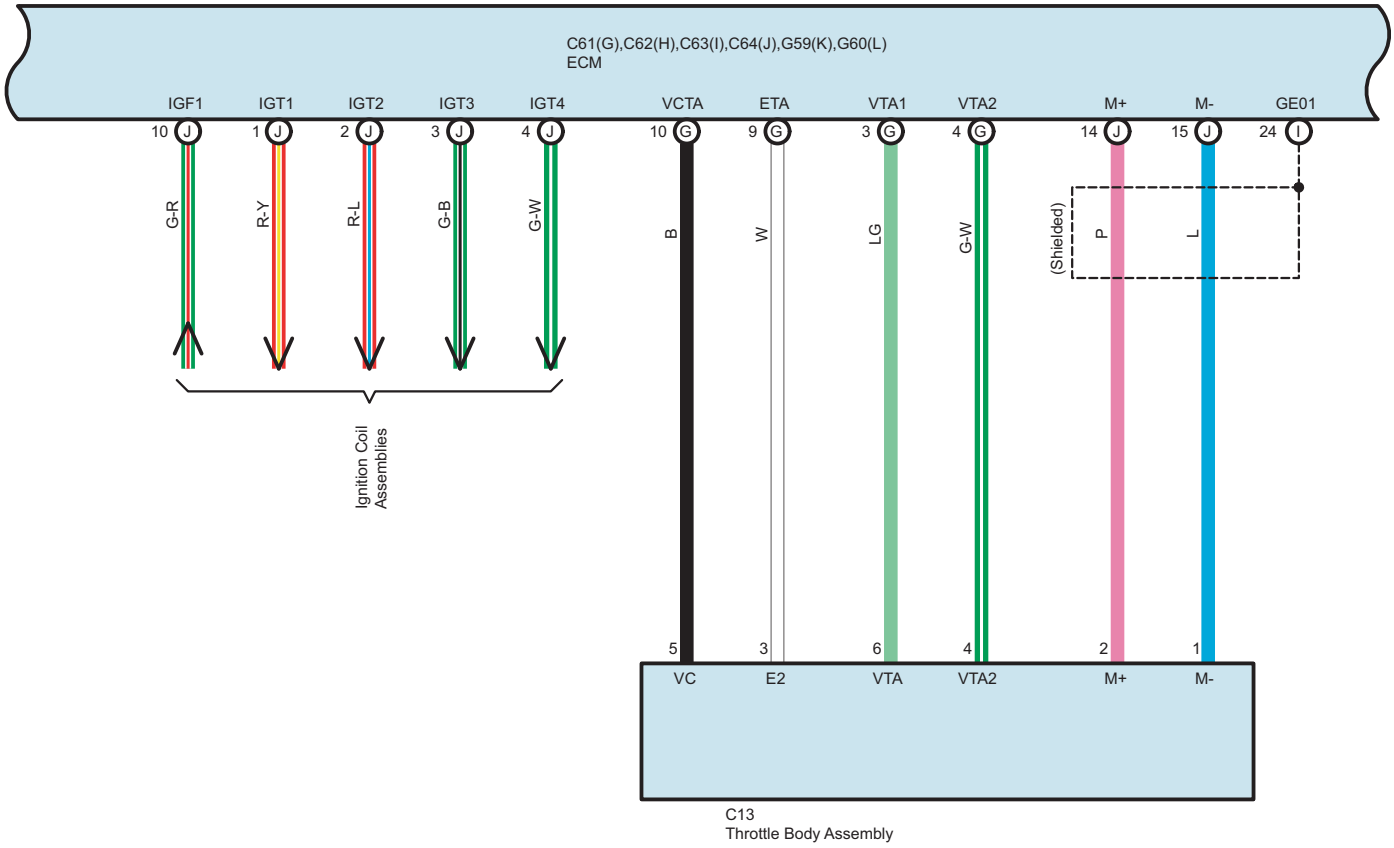

* 7 :China
* 8 :Except China
* 9 :Before Aug. 2013 Production
*10 :From Aug. 2013 Production

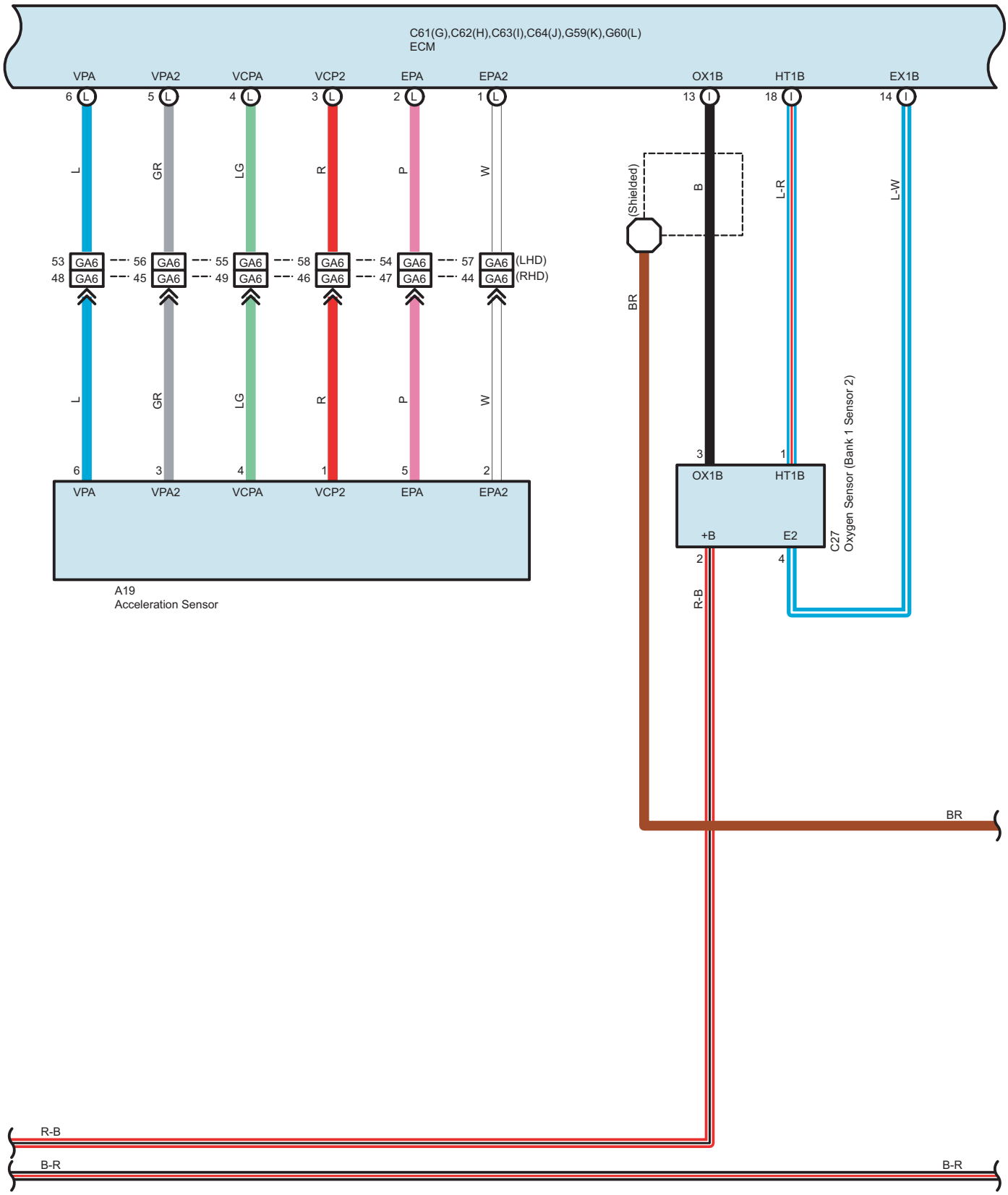
C61(G),C62(H),C63(I),C64(J),G59(K),G60(L)
ECM
VPA
VPA2
VCPA
VCP2
EPA
EPA2
OX1B
HT1B
EX1B
6 L
5 L
4 L
3 L
2 L
1 L
13 I
18 I
14 I
L
GR
LG
R
P
W
B
L-R
L-W
(Shielded)
BR
53 GA6
48 GA6
56 GA6
45 GA6
55 GA6
49 GA6
58 GA6
46 GA6
54 GA6
47 GA6
57 GA6
44 GA6
(LHD)
(RHD)
6
3
4
1
5
2
3
1
OX1B
HT1B
+B
E2
2
4
C27
Oxygen Sensor (Bank 1 Sensor 2)
R-B
A19
Acceleration Sensor
BR
R-B
B-R
B-R

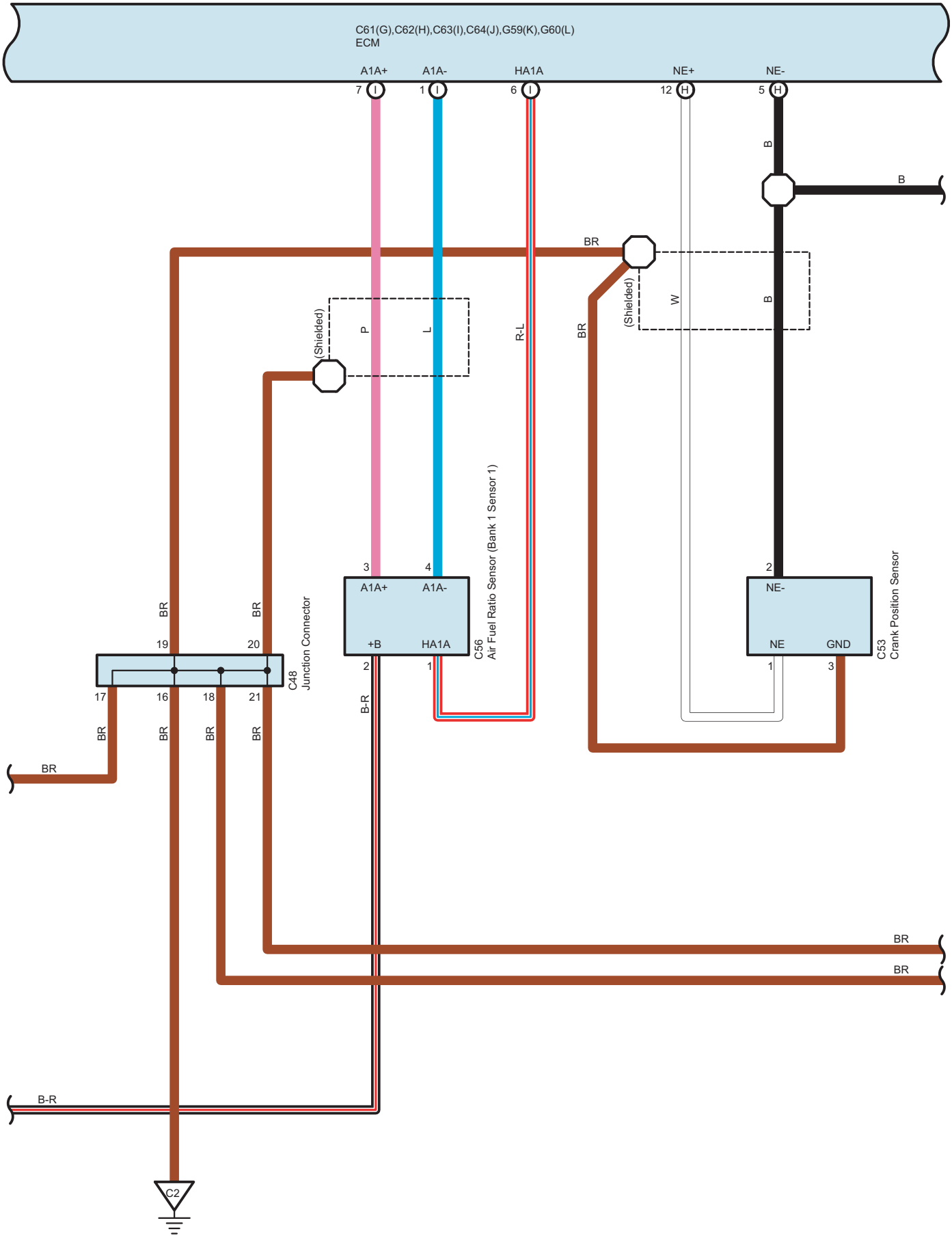
C61(G),C62(H),C63(I),C64(J),G59(K),G60(L)
ECM
A1A+
A1A-
HA1A
NE+
NE-
7
1
6
12
5
B
BR
(Shielded)
P
L
R-L
W
3
4
2
A1A+
A1A-
+B
HA1A
NE-
NE
GND
C56
Air Fuel Ratio Sensor (Bank 1 Sensor 1)
C53
Crank Position Sensor
19
20
17
16
18
21
C48
Junction Connector
B-R
C2

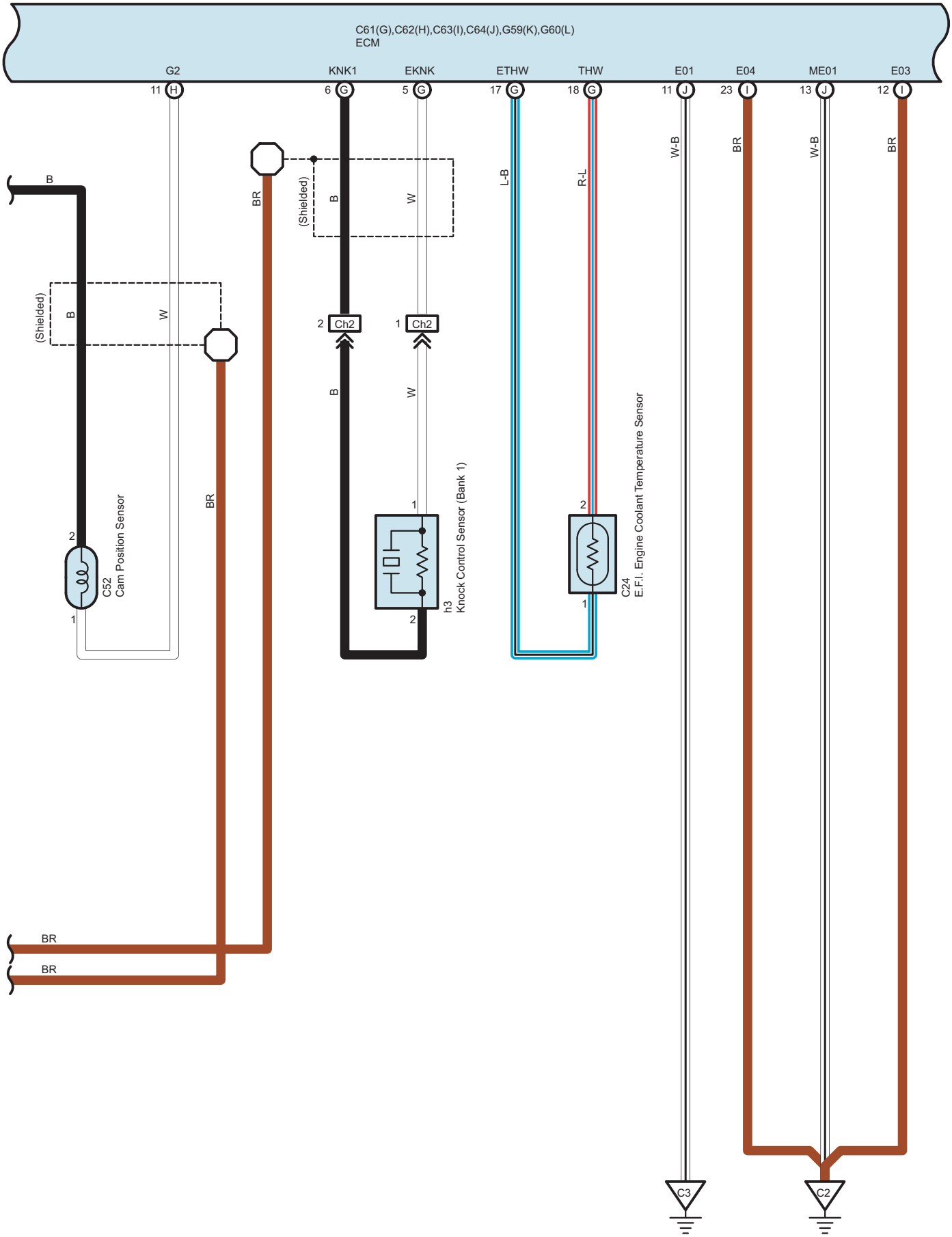
C61(G),C62(H),C63(I),C64(J),G59(K),G60(L)
ECM
G2
KNK1
EKNK
ETHW
THW
E01
E04
ME01
E03
11 H
6 G
5 G
17 G
18 G
11 J
23 I
13 J
12 I
B
BR
(Shielded)
B
W
L-B
R-L
W-B
BR
W-B
BR
2 Ch2
1 Ch2
B
W
1
2
h3
Knock Control Sensor (Bank 1)
2
1
C24
E.F.I. Engine Coolant Temperature Sensor
2
1
C52
Cam Position Sensor
BR
BR
BR
C3
C2

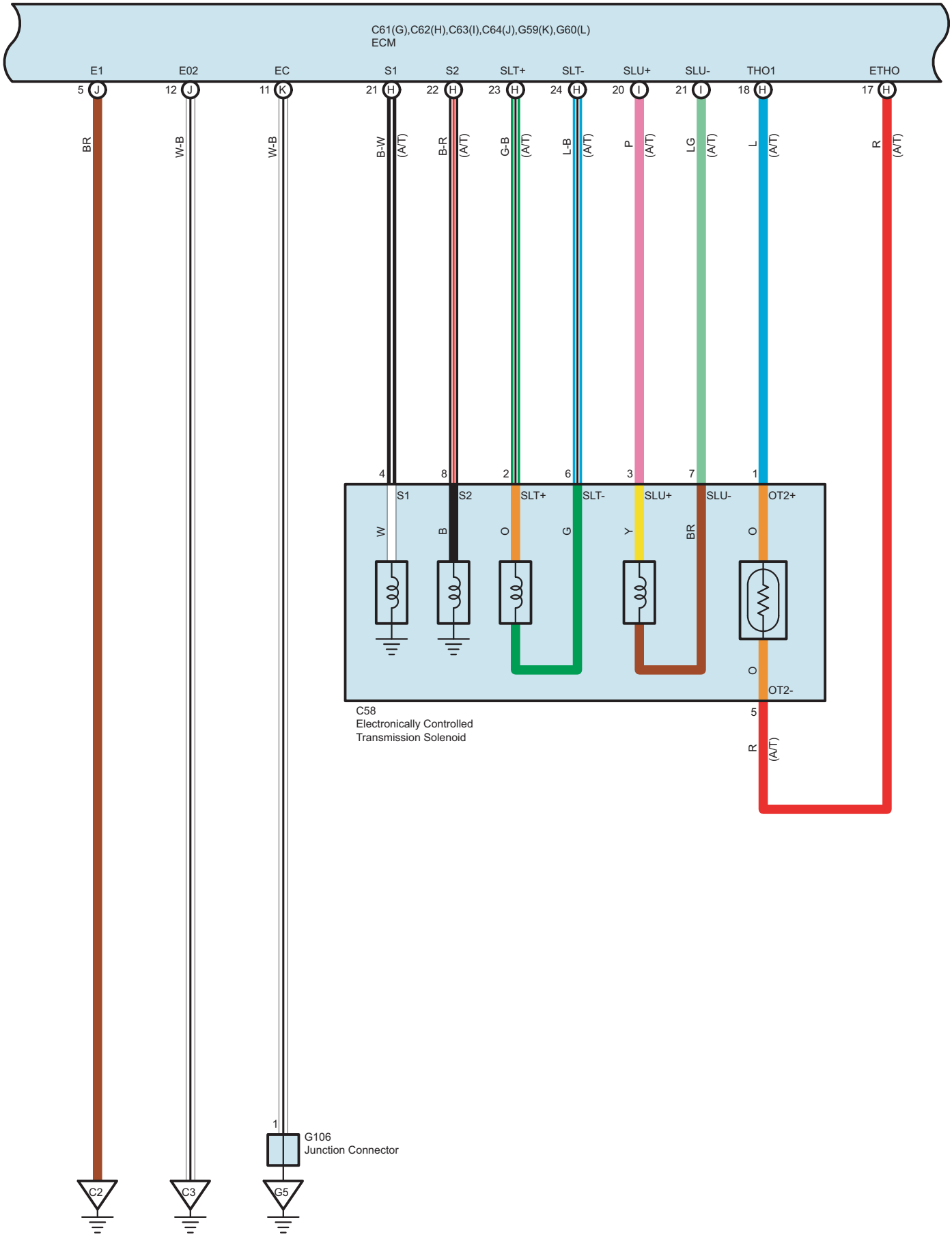
C61(G),C62(H),C63(I),C64(J),G59(K),G60(L)
ECM
E1
E02
EC
S1
S2
SLT+
SLT-
SLU+
SLU-
THO1
ETHO
5 J
12 J
11 K
21 H
22 H
23 H
24 H
20 I
21 I
18 H
17 H
BR
W-B
W-B
B-W (A/T)
B-R (A/T)
G-B (A/T)
L-B (A/T)
P (A/T)
LG (A/T)
L (A/T)
R (A/T)
4
8
2
6
3
7
1
S1
S2
SLT+
SLT-
SLU+
SLU-
OT2+
W
B
O
G
Y
BR
O
O
OT2-
5
R (A/T)
C58
Electronically Controlled
Transmission Solenoid
1
G106
Junction Connector
C2
C3
G5

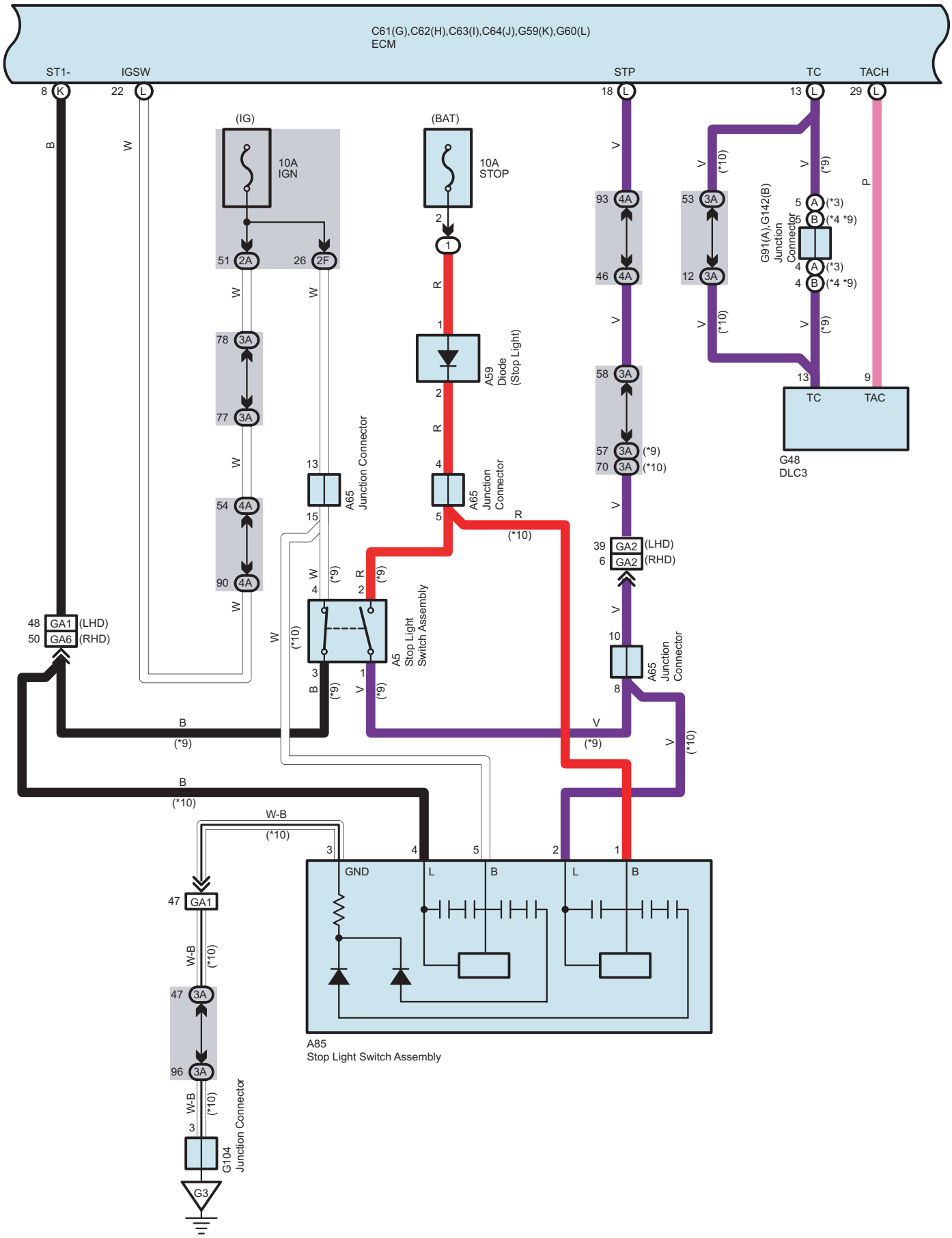
C61(G),C62(H),C63(I),C64(J),G59(K),G60(L)
ECM
ST1-
IGSW
STP
TC
TACH
(IG)
10A
IGN
(BAT)
10A
STOP
A59
Diode
(Stop Light)
A65
Junction Connector
A5
Stop Light
Switch Assembly
G91(A),G142(B)
Junction
Connector
G48
DLC3
GA1 (LHD)
GA6 (RHD)
GA2 (LHD)
GA2 (RHD)
A85
Stop Light Switch Assembly
GND
G104
Junction Connector
G3

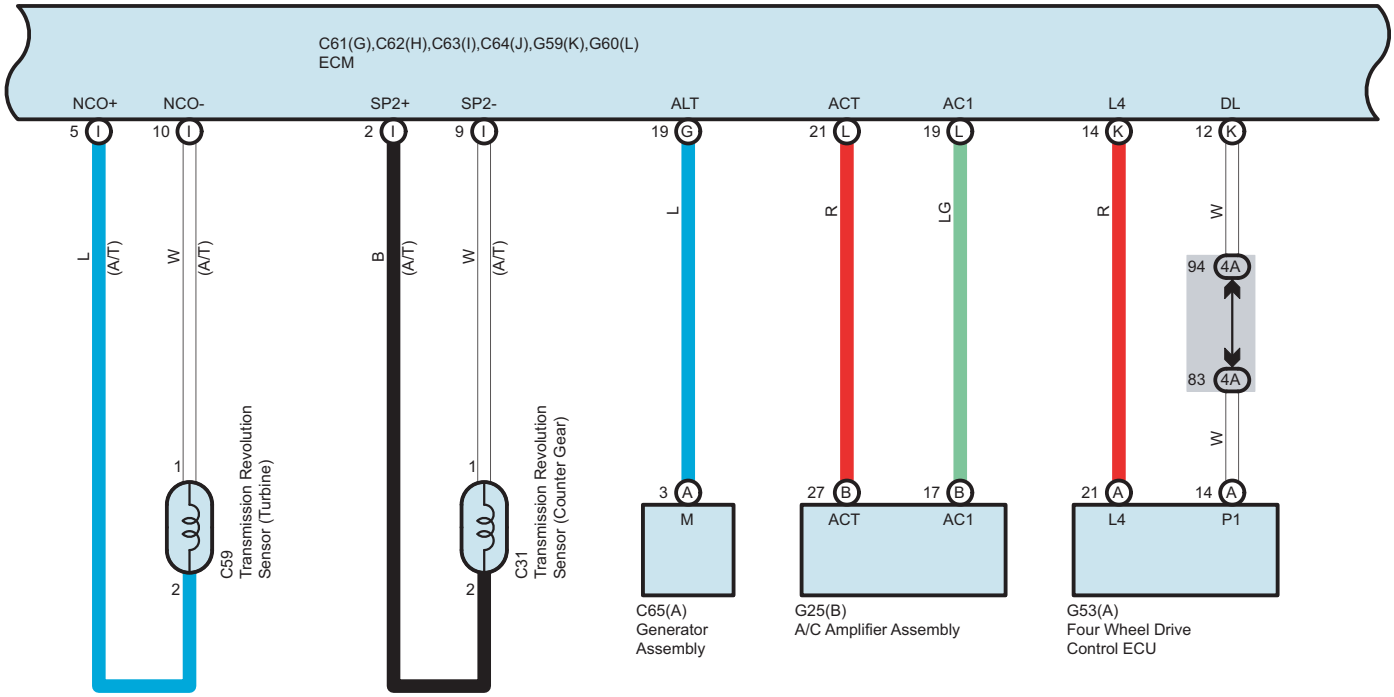

* 3 :Before Oct. 2010 Production
* 4 :From Oct. 2010 Production
* 9 :Before Aug. 2013 Production
*10 :From Aug. 2013 Production

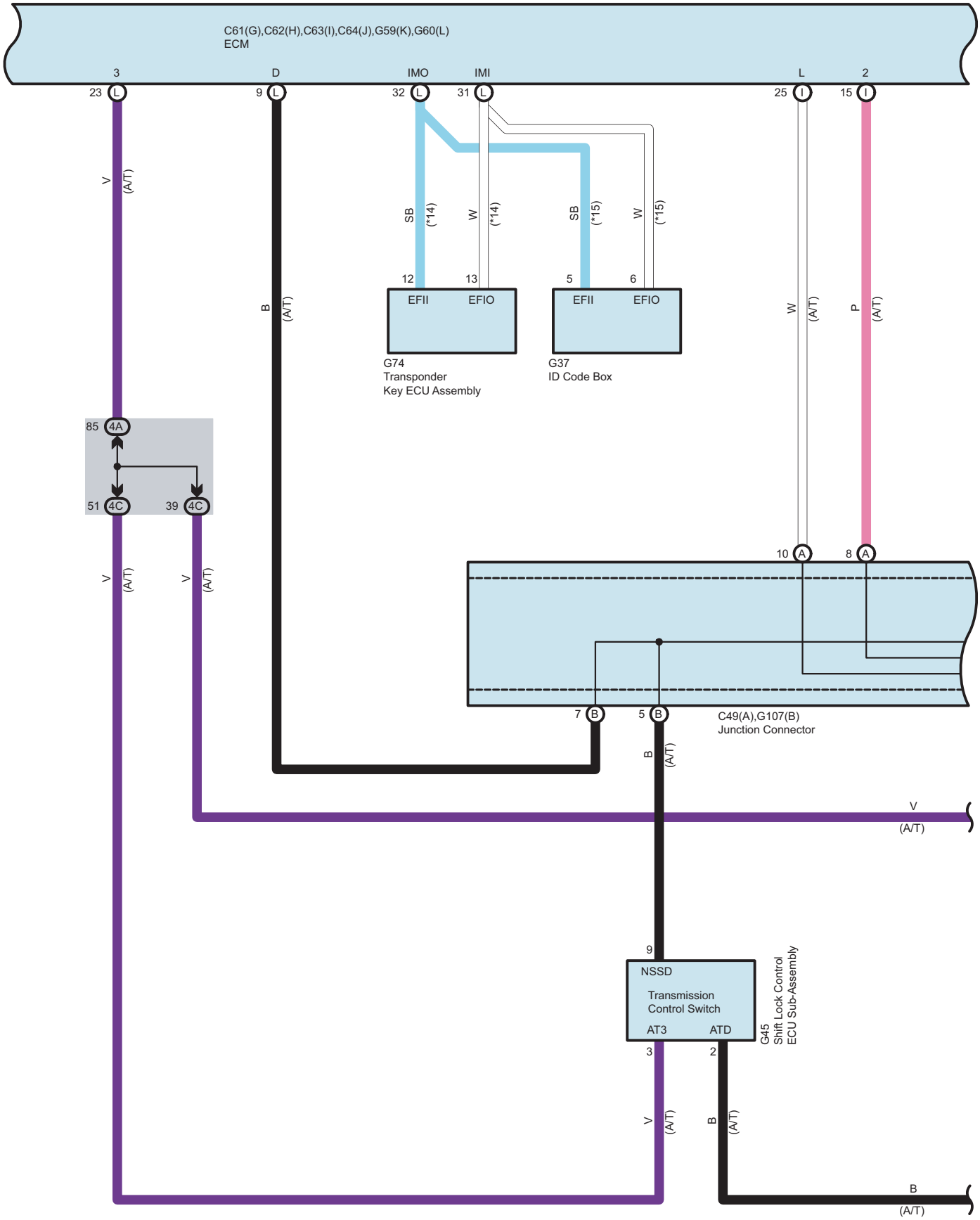
C61(G),C62(H),C63(I),C64(J),G59(K),G60(L)
ECM
3
D
IMO
IMI
L
2
23
9
32
31
25
15
V
(A/T)
SB
(*14)
W
(*14)
SB
(*15)
W
(*15)
12
13
5
6
EFII
EFIO
EFII
EFIO
B
(A/T)
W
(A/T)
P
(A/T)
G74
Transponder
Key ECU Assembly
G37
ID Code Box
85
4A
51
4C
39
4C
10
8
7
5
C49(A),G107(B)
Junction Connector
V
(A/T)
B
(A/T)
9
NSSD
Transmission
Control Switch
AT3
ATD
3
2
G45
Shift Lock Control
ECU Sub-Assembly
V
(A/T)
B
(A/T)
B
(A/T)

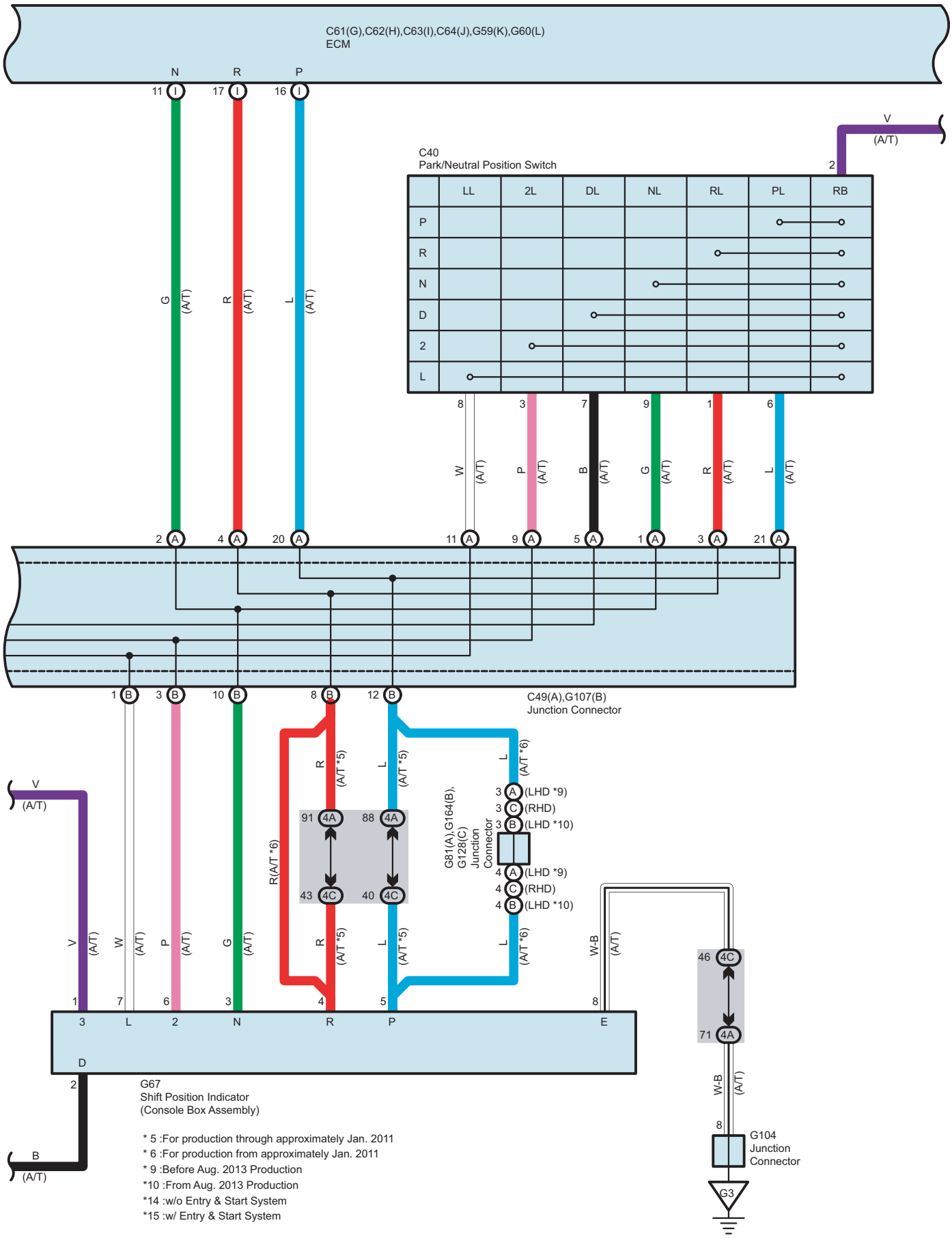
C61(G),C62(H),C63(I),C64(J),G59(K),G60(L)
ECM
C40
Park/Neutral Position Switch
LL
2L
DL
NL
RL
PL
RB
P
R
N
D
2
L
C49(A),G107(B)
Junction Connector
G81(A),G164(B),
G128(C)
Junction
Connector
(LHD *9)
(RHD)
(LHD *10)
G67
Shift Position Indicator
(Console Box Assembly)
G104
Junction
Connector
G3
* 5 :For production through approximately Jan. 2011
* 6 :For production from approximately Jan. 2011
* 9 :Before Aug. 2013 Production
*10 :From Aug. 2013 Production
*14 :w/o Entry & Start System
*15 :w/ Entry & Start System

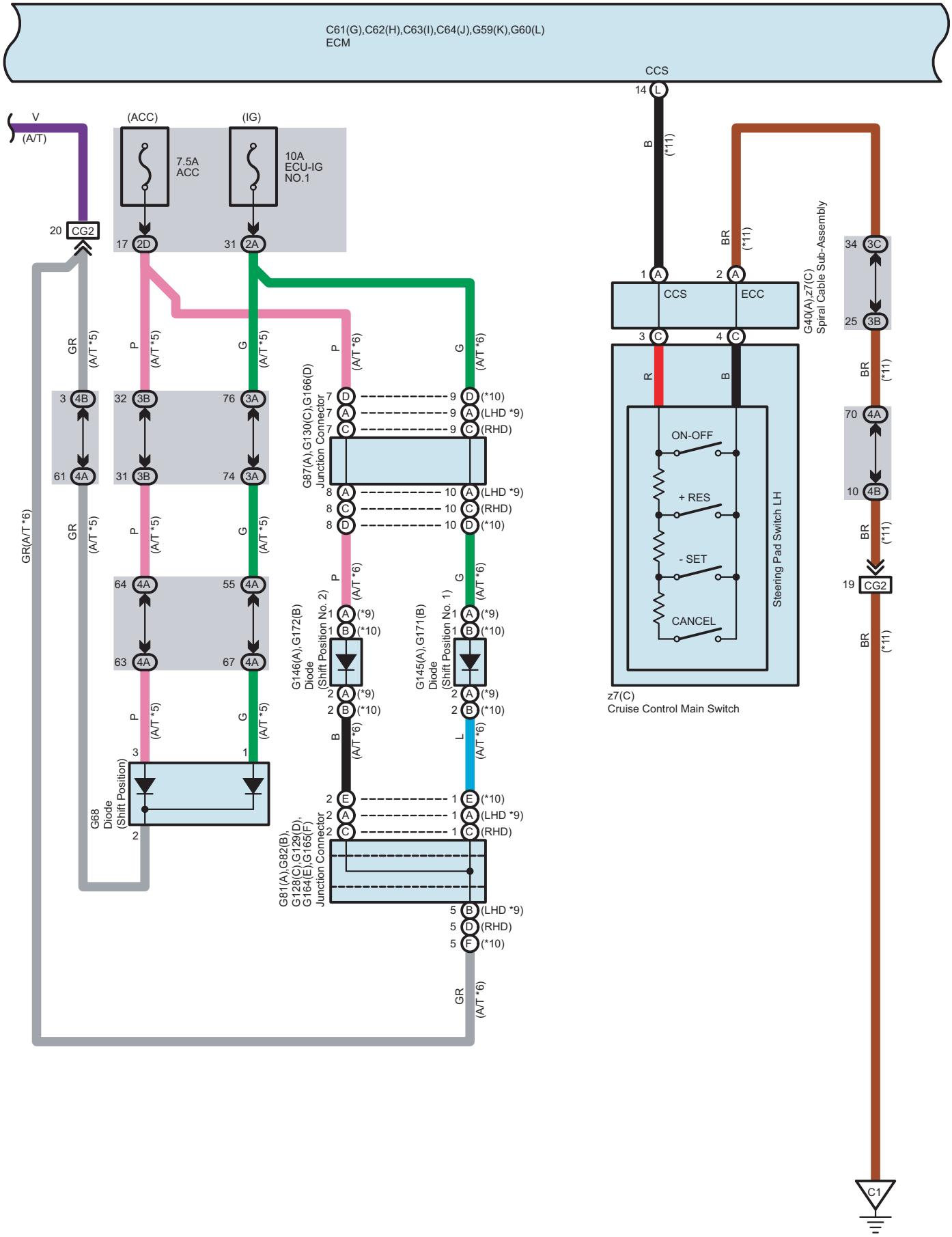
C61(G),C62(H),C63(I),C64(J),G59(K),G60(L)
ECM
CCS
14 L
B
(*11)
V
(A/T)
(ACC)
(IG)
7.5A
ACC
10A
ECU-IG
NO.1
20 CG2
17 2D
31 2A
GR
(A/T *5)
P
G
(A/T *6)
3 4B
61 4A
32 3B
31 3B
76 3A
74 3A
64 4A
63 4A
55 4A
67 4A
GR(A/T *6)
G68
Diode
(Shift Position)
G87(A),G130(C),G166(D)
Junction Connector
(*10)
(LHD *9)
(RHD)
G146(A),G172(B)
Diode
(Shift Position No. 2)
G145(A),G171(B)
Diode
(Shift Position No. 1)
(*9)
L
G81(A),G82(B),
G128(C),G129(D),
G164(E),G165(F)
Junction Connector
1 A
2 A
CCS
ECC
3 C
4 C
R
BR
G40(A),z7(C)
Spiral Cable Sub-Assembly
ON-OFF
+ RES
- SET
CANCEL
Steering Pad Switch LH
z7(C)
Cruise Control Main Switch
34 3C
25 3B
70 4A
10 4B
19 CG2
C1

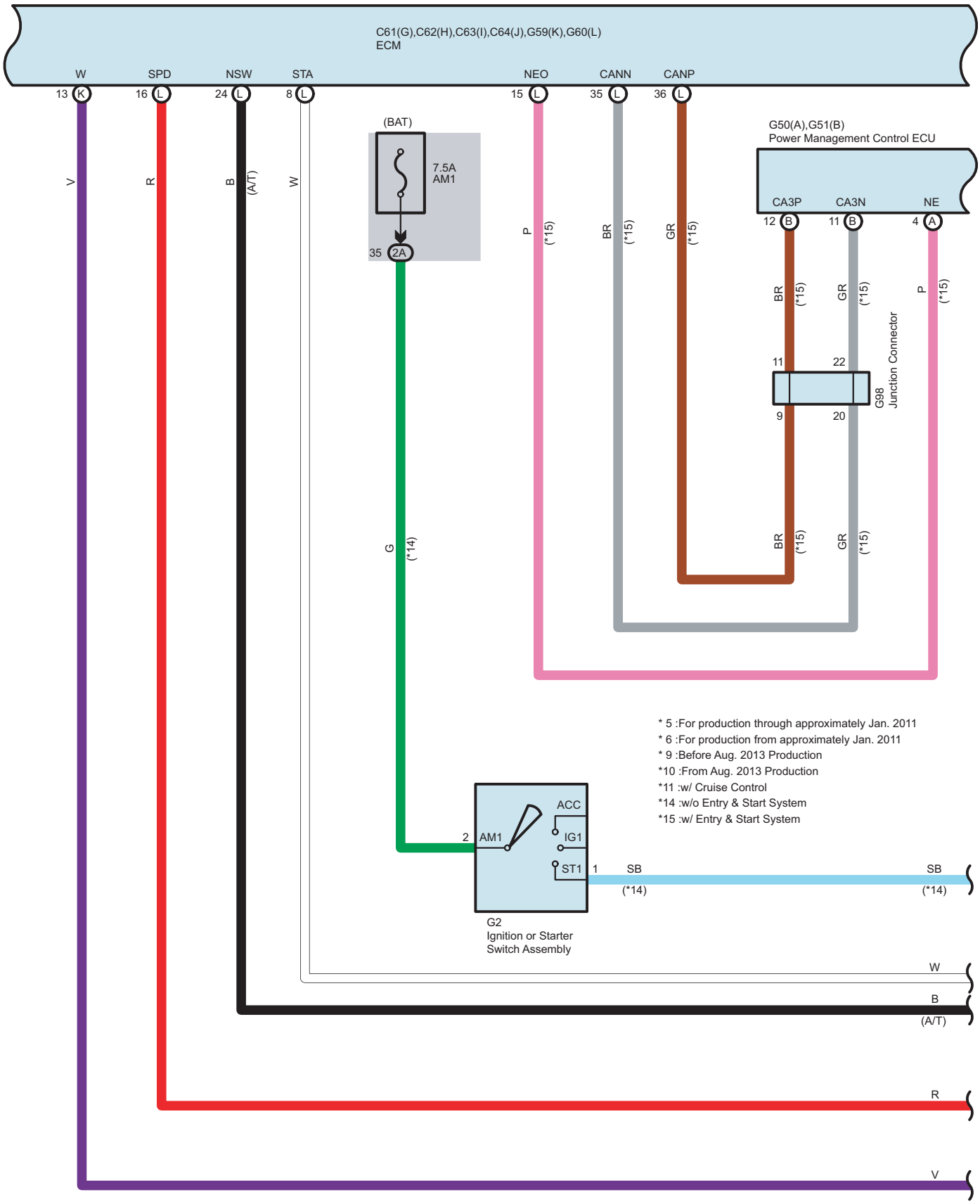
C61(G),C62(H),C63(I),C64(J),G59(K),G60(L)
ECM
W
SPD
NSW
STA
NEO
CANN
CANP
13 K
16 L
24 L
8 L
15 L
35 L
36 L
(BAT)
7.5A
AM1
35 2A
G50(A),G51(B)
Power Management Control ECU
CA3P
CA3N
NE
12 B
11 B
4 A
V
R
B
(A/T)
W
P
(*15)
BR
(*15)
GR
(*15)
BR
(*15)
GR
(*15)
P
(*15)
11
22
9
20
G98
Junction Connector
BR
(*15)
GR
(*15)
G
(*14)
* 5 :For production through approximately Jan. 2011
* 6 :For production from approximately Jan. 2011
* 9 :Before Aug. 2013 Production
*10 :From Aug. 2013 Production
*11 :w/ Cruise Control
*14 :w/o Entry & Start System
*15 :w/ Entry & Start System
ACC
2 AM1
IG1
ST1
1
SB
(*14)
SB
(*14)
G2
Ignition or Starter
Switch Assembly
W
B
(A/T)
R
V

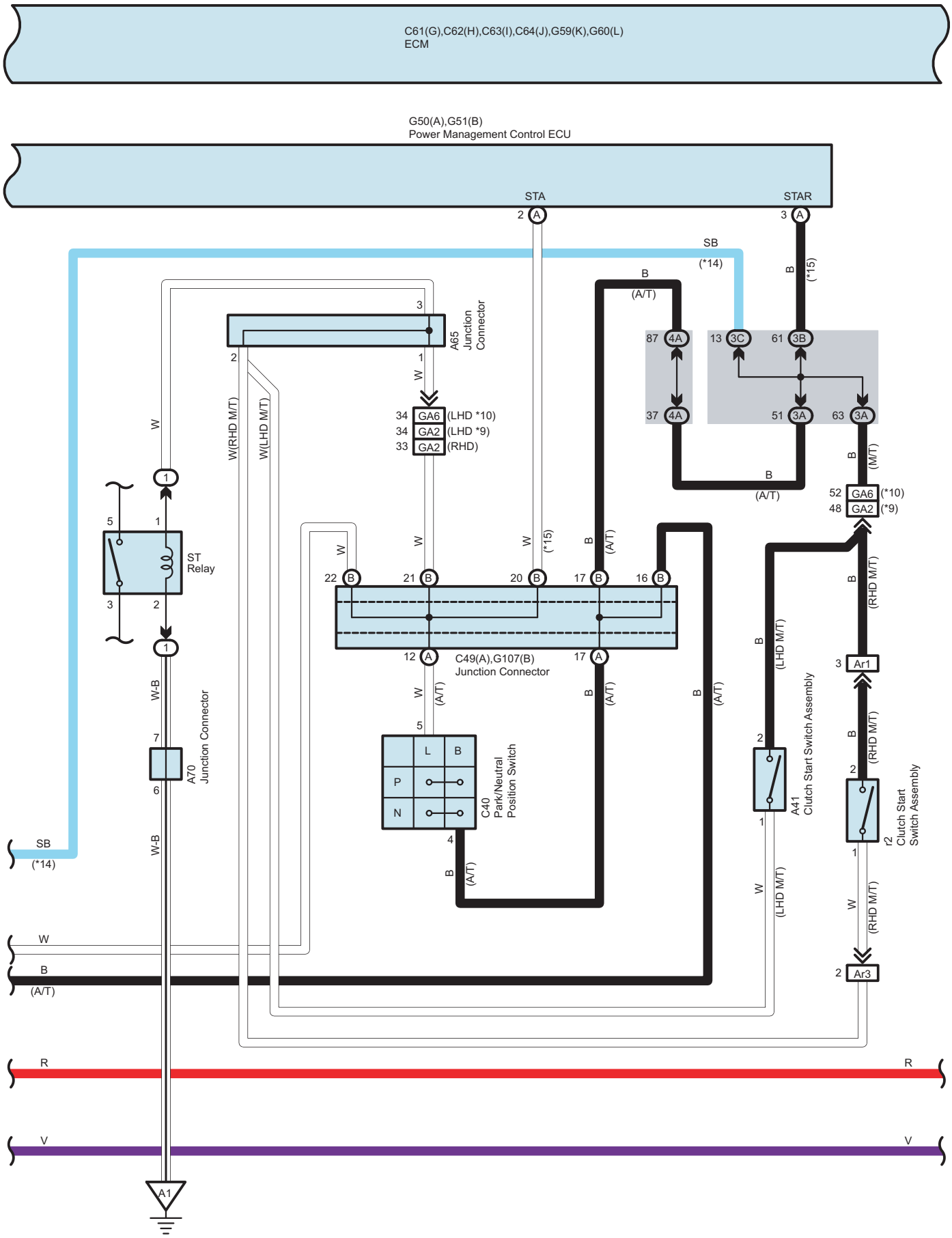
C61(G),C62(H),C63(I),C64(J),G59(K),G60(L)
ECM
G50(A),G51(B)
Power Management Control ECU
STA
STAR
SB
(*14)
(*15)
A65
Junction
Connector
GA6 (LHD *10)
GA2 (LHD *9)
GA2 (RHD)
W(RHD M/T)
W(LHD M/T)
ST
Relay
C49(A),G107(B)
Junction Connector
C40
Park/Neutral
Position Switch
A70
Junction Connector
A41
Clutch Start Switch Assembly
r2
Clutch Start
Switch Assembly
(A/T)
(M/T)
(RHD M/T)
(LHD M/T)
Ar1
Ar3
A1

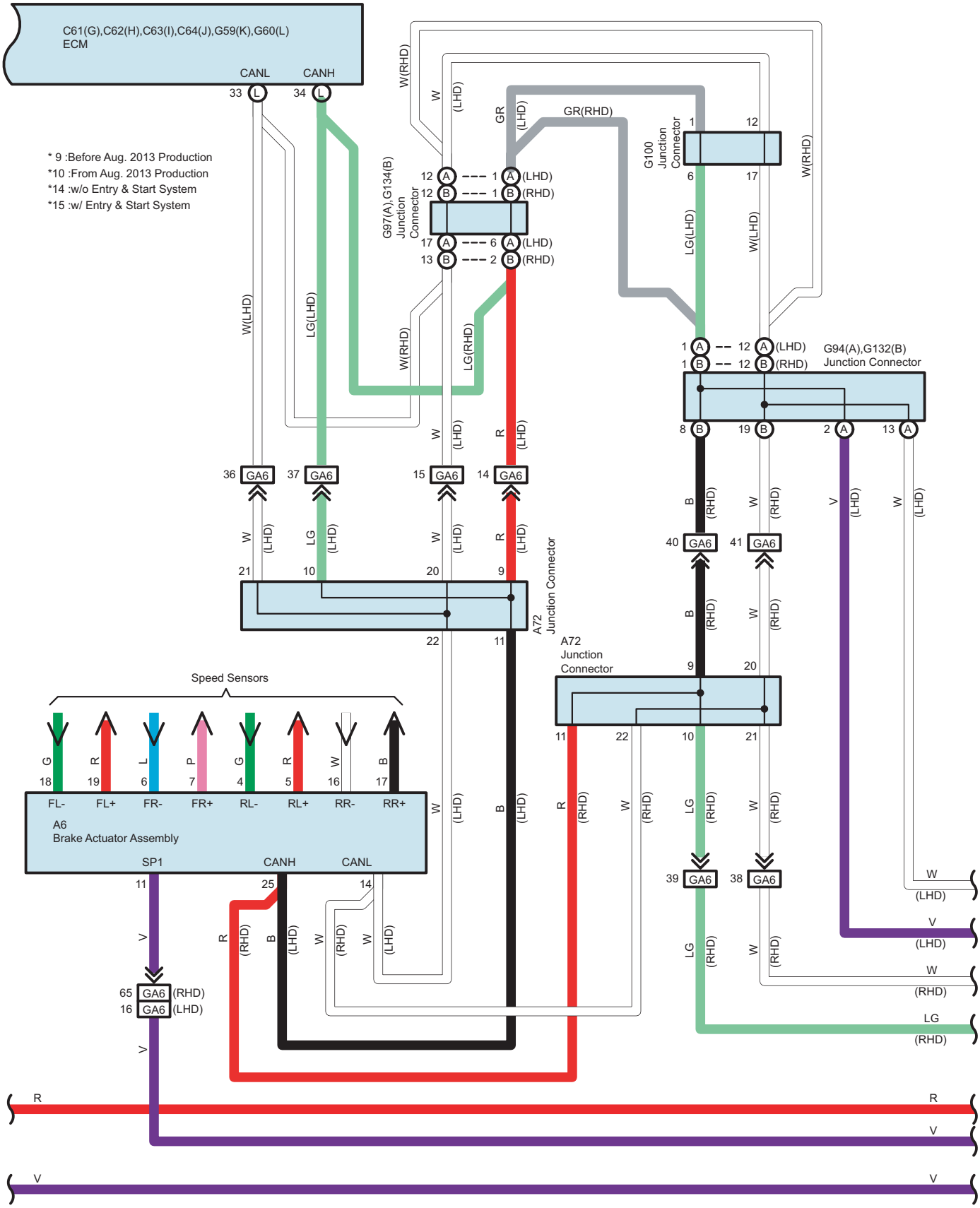
C61(G),C62(H),C63(I),C64(J),G59(K),G60(L)
ECM
CANL
CANH
* 9 :Before Aug. 2013 Production
*10 :From Aug. 2013 Production
*14 :w/o Entry & Start System
*15 :w/ Entry & Start System
G97(A),G134(B)
Junction
Connector
G100
Junction
Connector
G94(A),G132(B)
Junction Connector
A72
Junction Connector
A72
Junction
Connector
Speed Sensors
FL-
FL+
FR-
FR+
RL-
RL+
RR-
RR+
A6
Brake Actuator Assembly
SP1
CANH
CANL
GA6
(LHD)
(RHD)

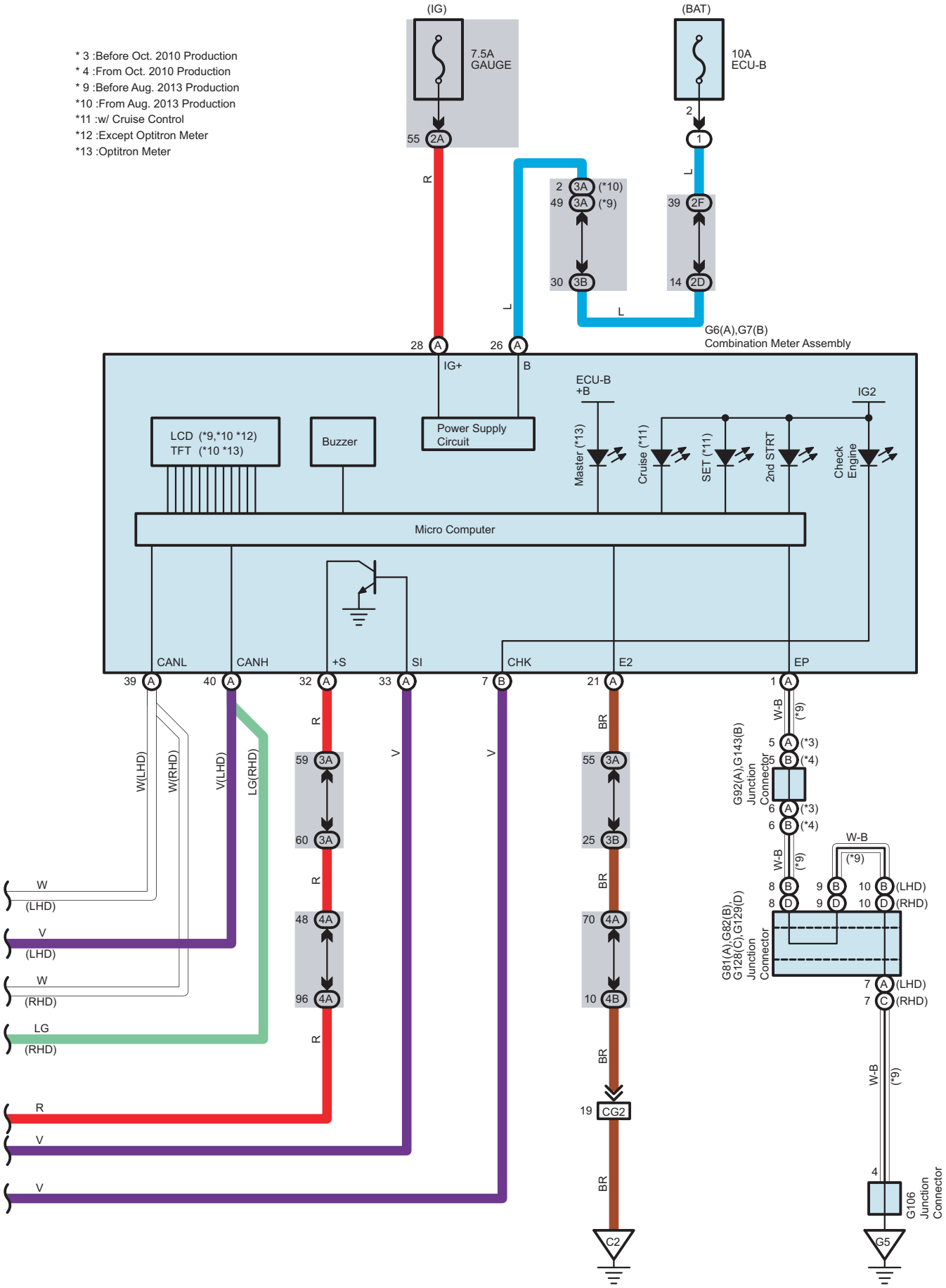
* 3 :Before Oct. 2010 Production
* 4 :From Oct. 2010 Production
* 9 :Before Aug. 2013 Production
*10 :From Aug. 2013 Production
*11 :w/ Cruise Control
*12 :Except Optitron Meter
*13 :Optitron Meter
(IG)
7.5A
GAUGE
(BAT)
10A
ECU-B
G6(A),G7(B)
Combination Meter Assembly
IG+
B
ECU-B
+B
IG2
LCD (*9,*10 *12)
TFT (*10 *13)
Buzzer
Power Supply
Circuit
Master (*13)
Cruise (*11)
SET (*11)
2nd STRT
Check
Engine
Micro Computer
CANL
CANH
+S
SI
CHK
E2
EP
W(LHD)
W(RHD)
V(LHD)
LG(RHD)
W
(LHD)
V
(LHD)
W
(RHD)
LG
(RHD)
R
V
V
CG2
C2
G92(A),G143(B)
Junction
Connector
G81(A),G82(B),
G128(C),G129(D)
Junction
Connector
G106
Junction
Connector
G5
W-B
(*9)
(LHD)
(RHD)

A5
White

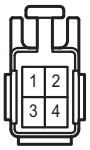

A6
Black

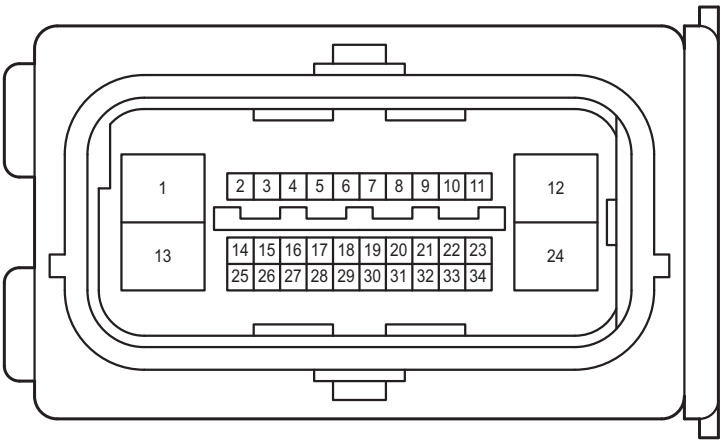

A16
Black

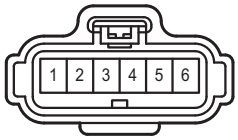

A17
Black

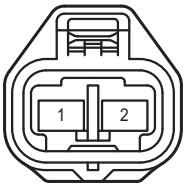

A18
Black

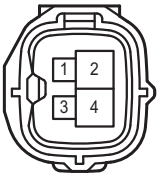

A19
Black



A41
White



A59
Black

A65
White

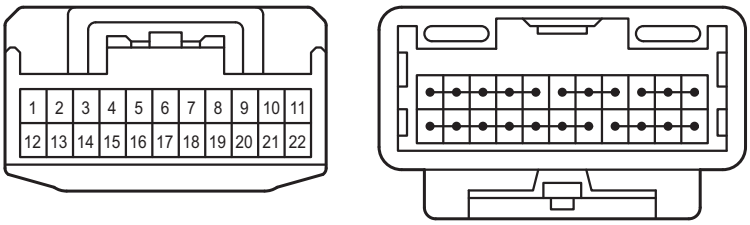

A68
Dark Gray

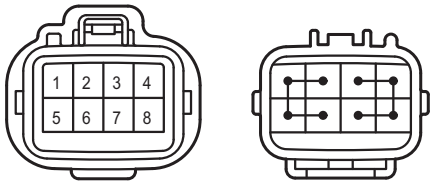

A70
White

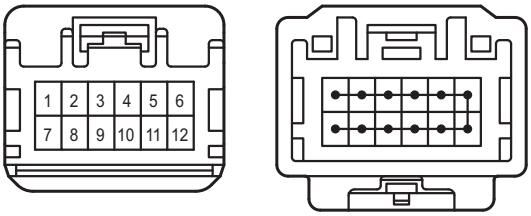

A71
White

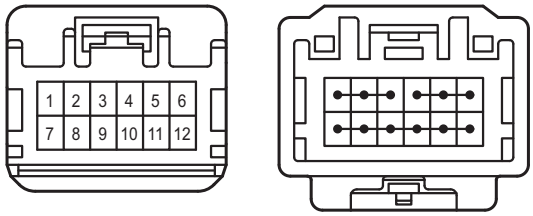

A72
White

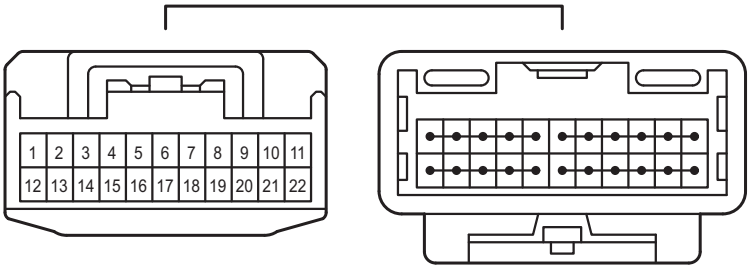

A85
White

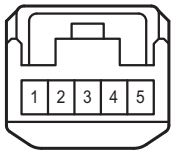

C2
Gray

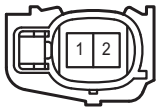

C4
Gray



C13
Black

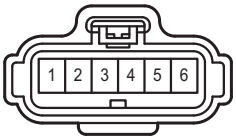

C15
Black

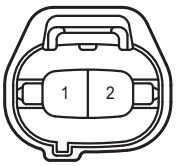

C24
Black

C27
Dark Gray

C31
Black

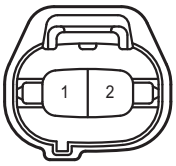

C33
Black

C40
Gray

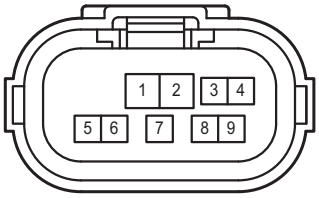

C48
White

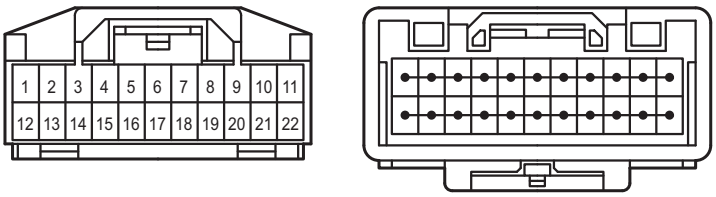

C49
Blue



C50
Brown

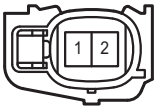

C51
Brown

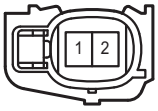

C52
Black

C53
Dark Gray

C54
Black

C55
Black

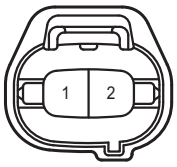

C56
Dark Gray

C57
Black

C58
Gray

C59
Black

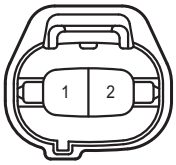

C60
Gray

C61
White

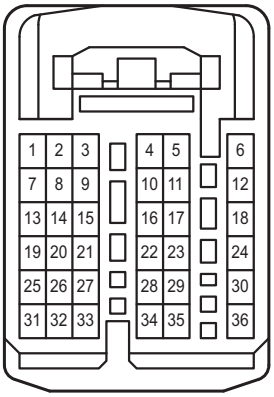

C62
White

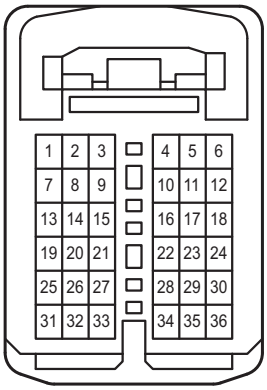

C63
White

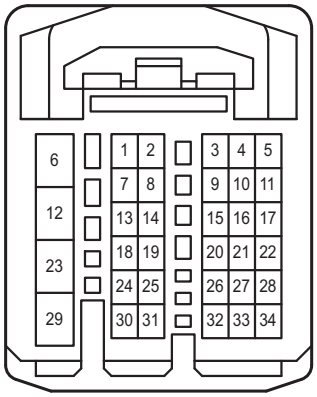

C64
White

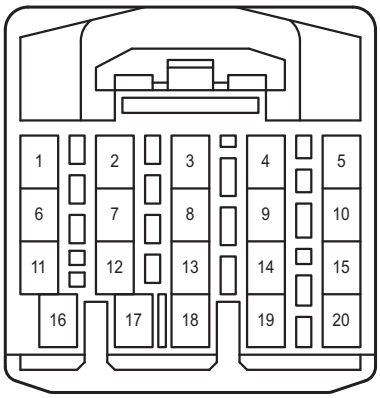

C65
Black

C137
Black



G2
White

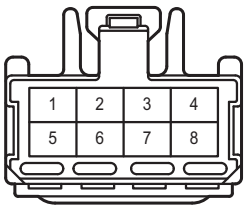

G6
Black

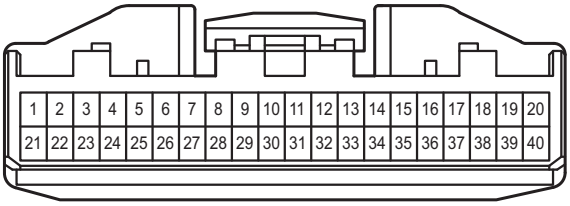

G7
Black

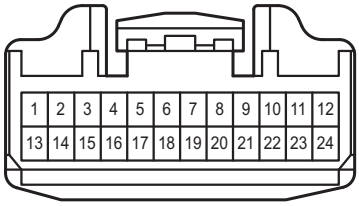

G12
Gray

G25
White

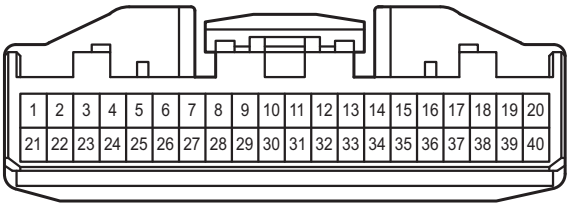

G37
White



G40
Black

G45
White

G48
White

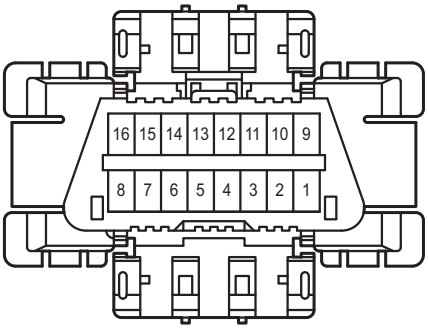

G50
White

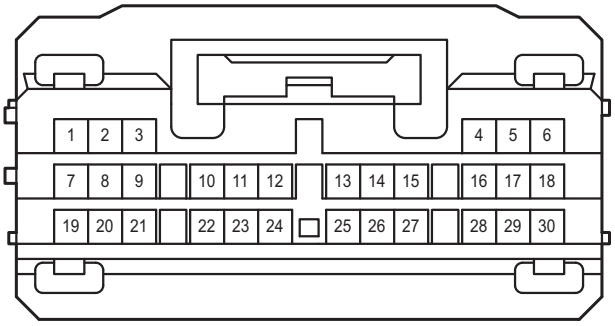

G51
Black

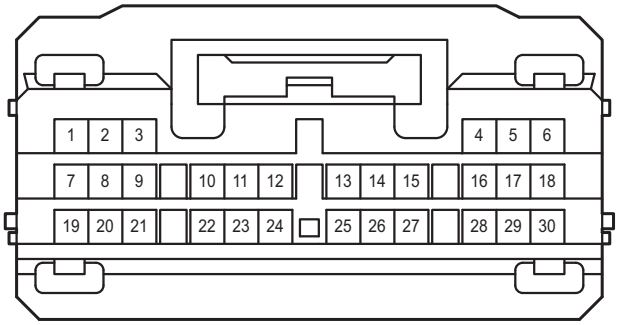

G53
Black

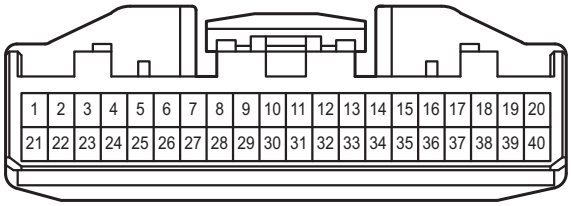

G59
White

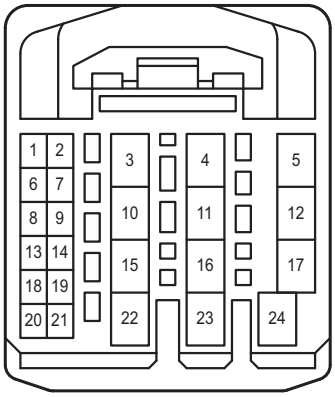

G60
White

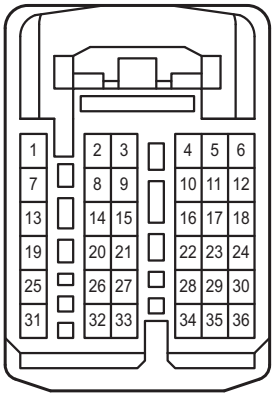

G67
White

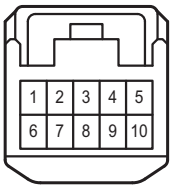

G68
Gray



G74
Black

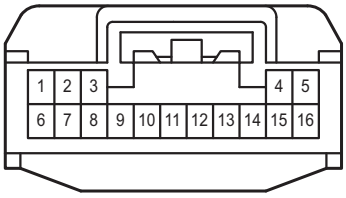

G81
White

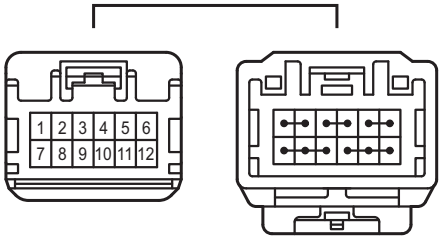

G82
White

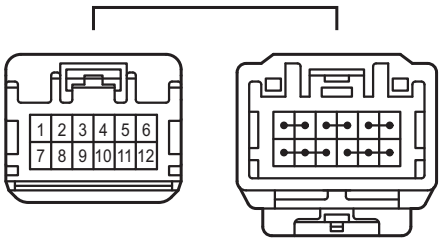

G85
Black

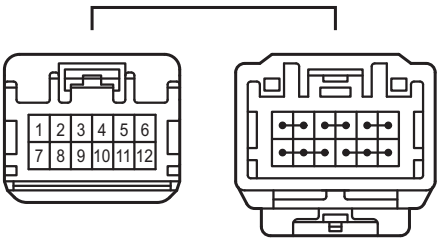

G86
Black

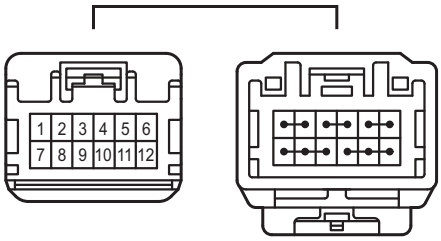

G87
Black

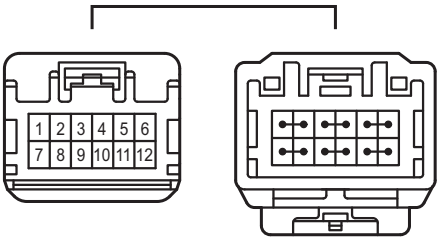

G91
Gray

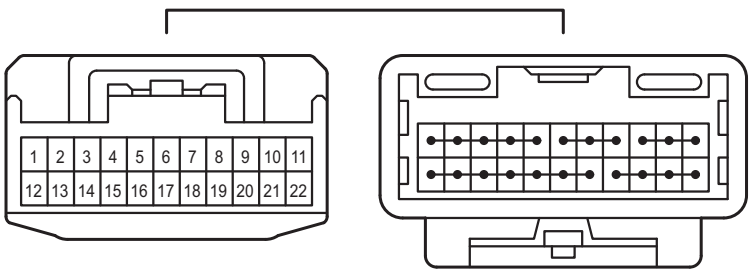

G92
White

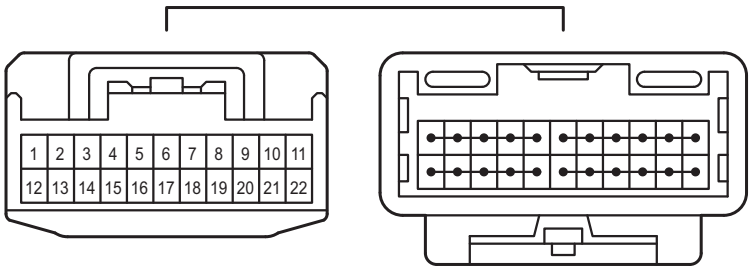

G94
White

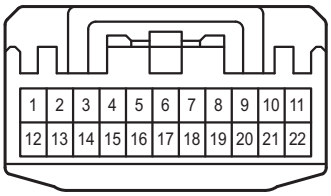

G97
White

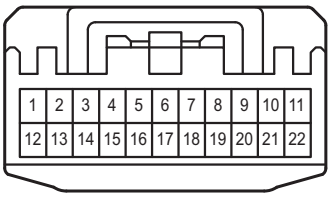

G98
White

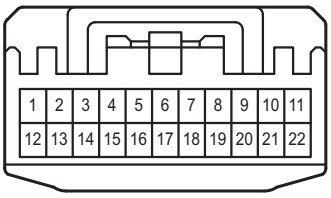

G100
Gray

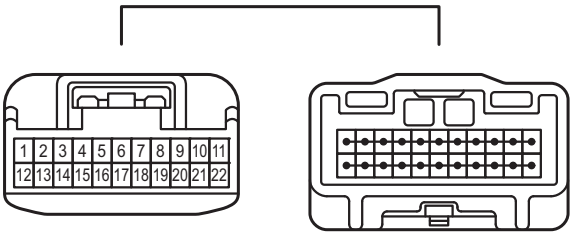

G104
White

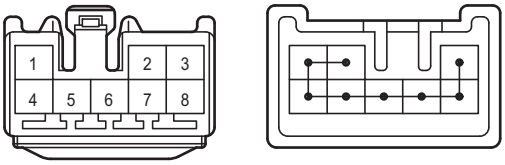

G106
White

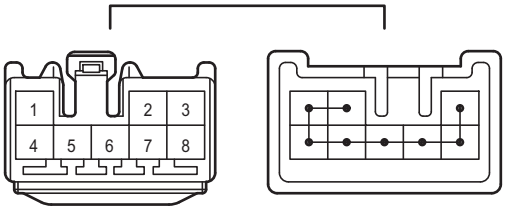

G107
Blue

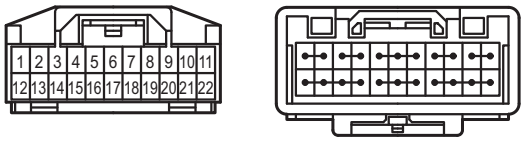

G128
Black

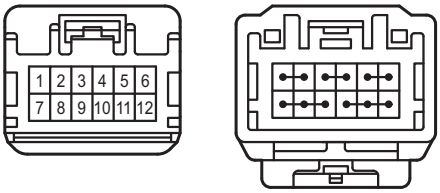

G129
Black

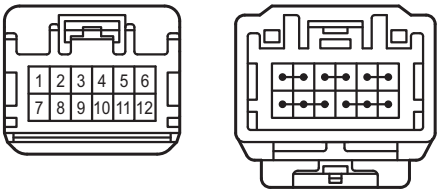

G130
White

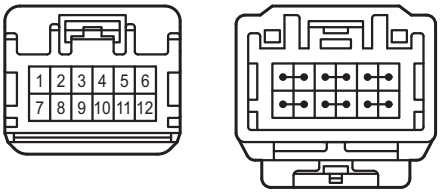

G132
Gray

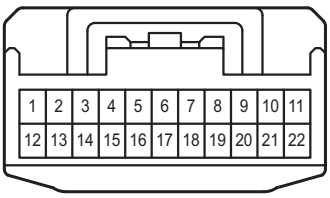

G134
Gray

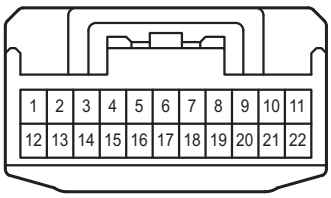

G142
White

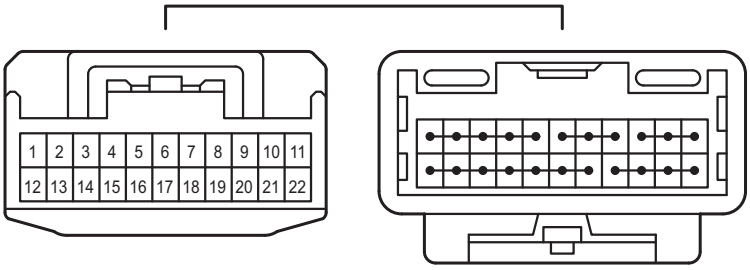

G143
Black

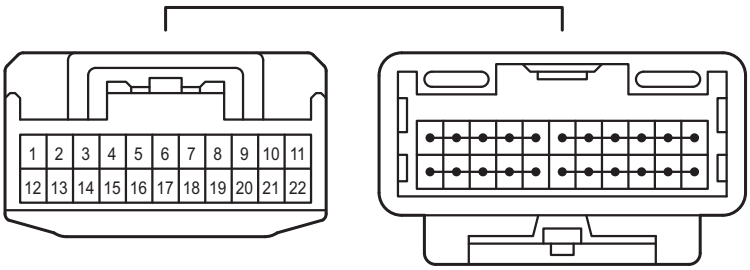

G145
Gray

G146
Gray

G159
Gray



G164
Black

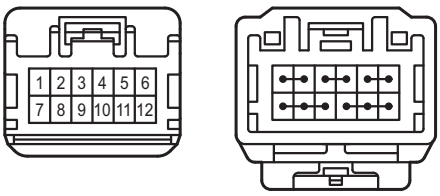

G165
Black

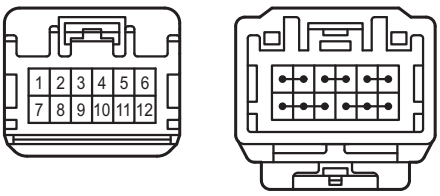

G166
Blue

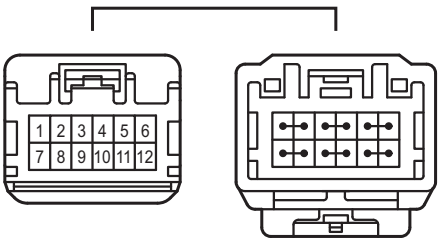

G171
Gray

G172
Gray

R38
Dark Gray

S5
White

h3
Black

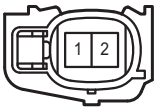

r2
White

z7
White

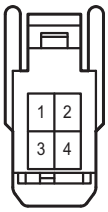

1B
White

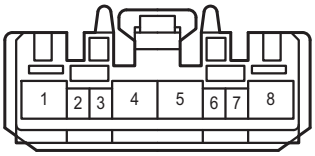

2A
White

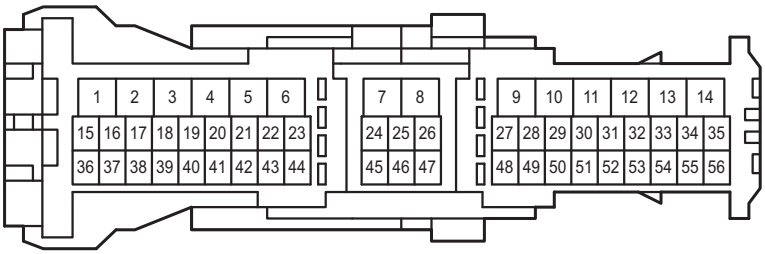

2D
White

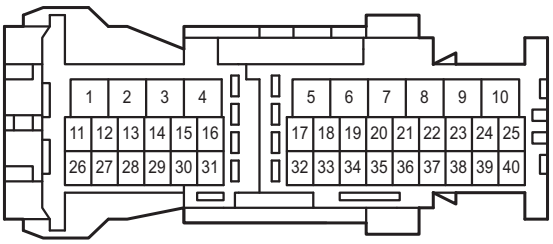

2F
White

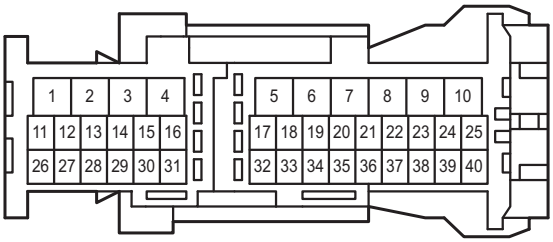

3A
White

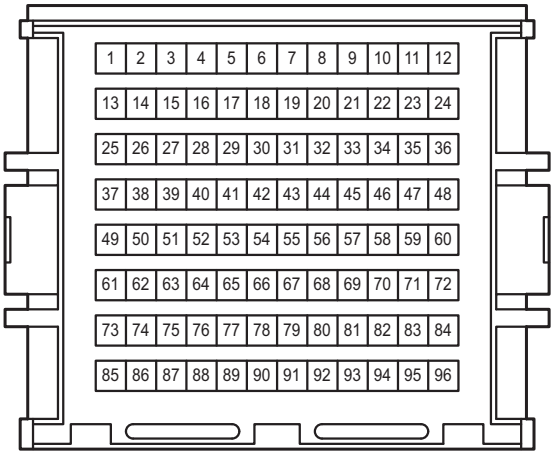

3B
White

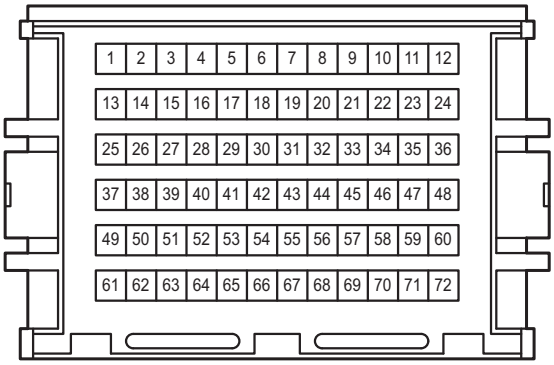

3C
White

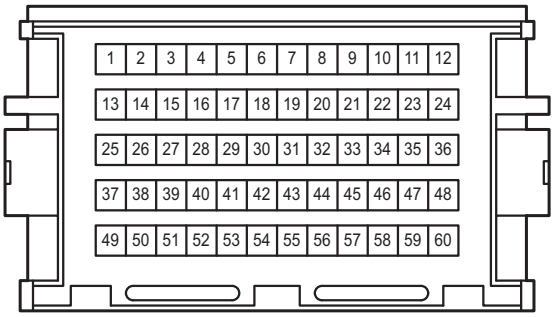

4A
White

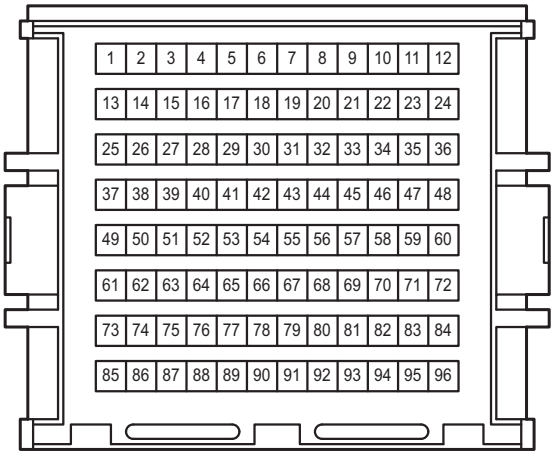

4B
White

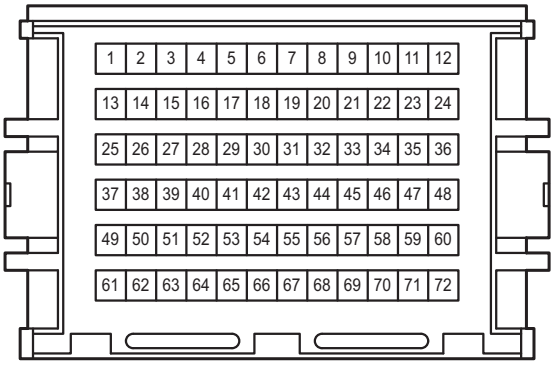

4C
White

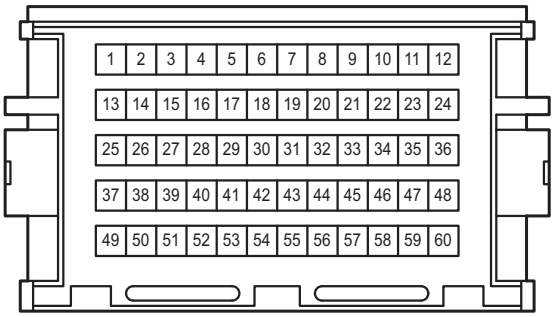

AR2
Gray

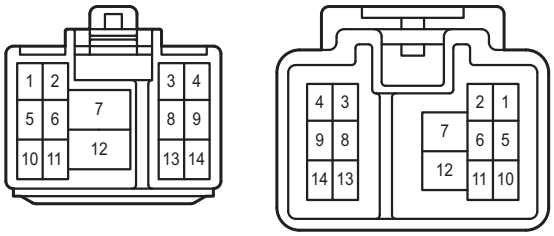

Ar1
White

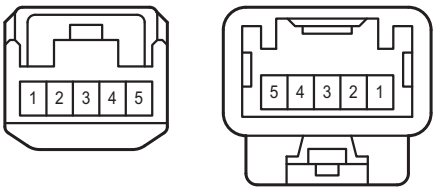

Ar3
Gray

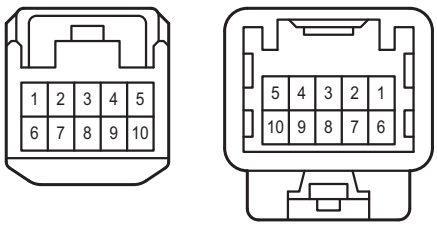

CA1
Black

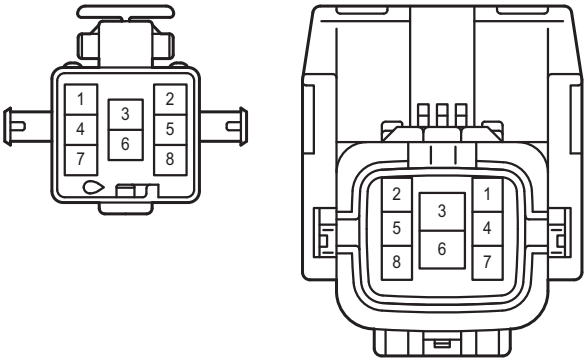

CG2
White

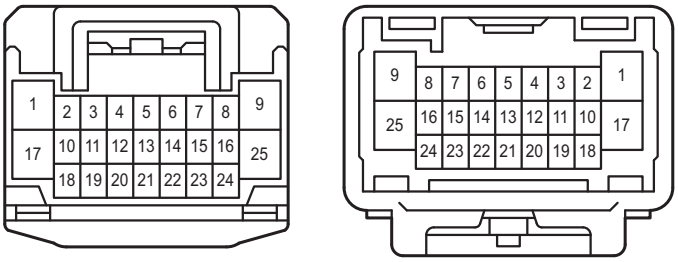

Ch2
Black

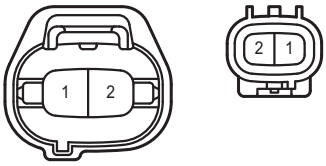

GA1
White

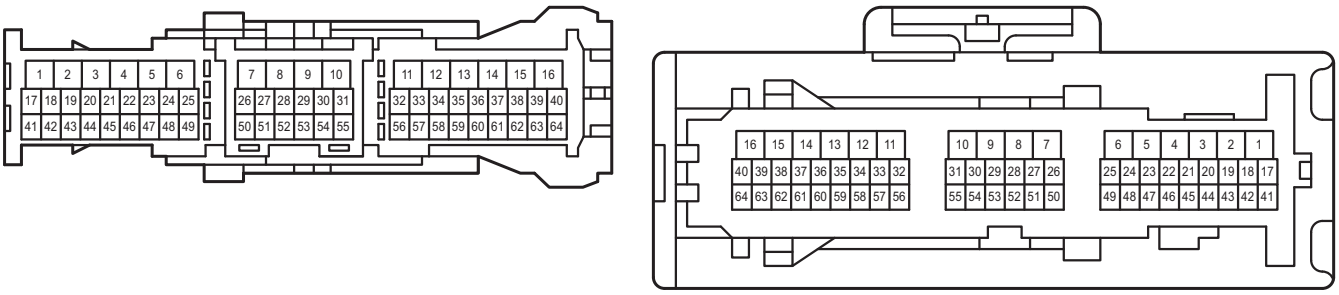

GA2
White

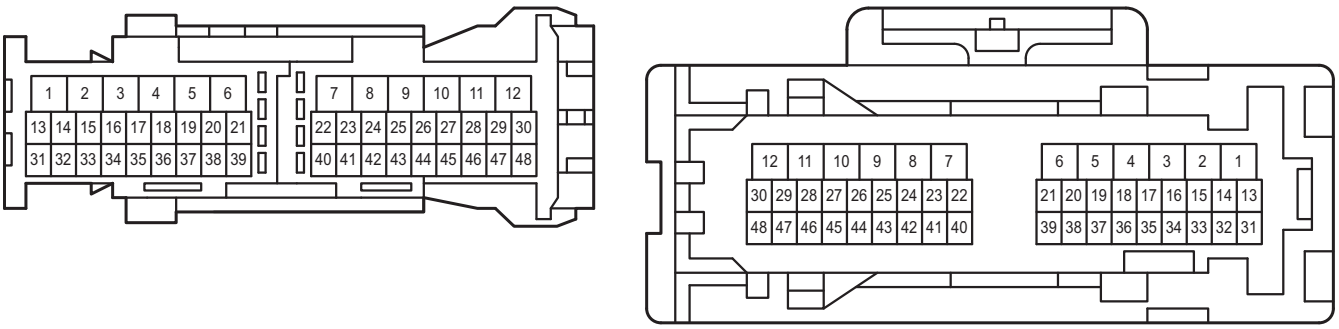

GA6
White

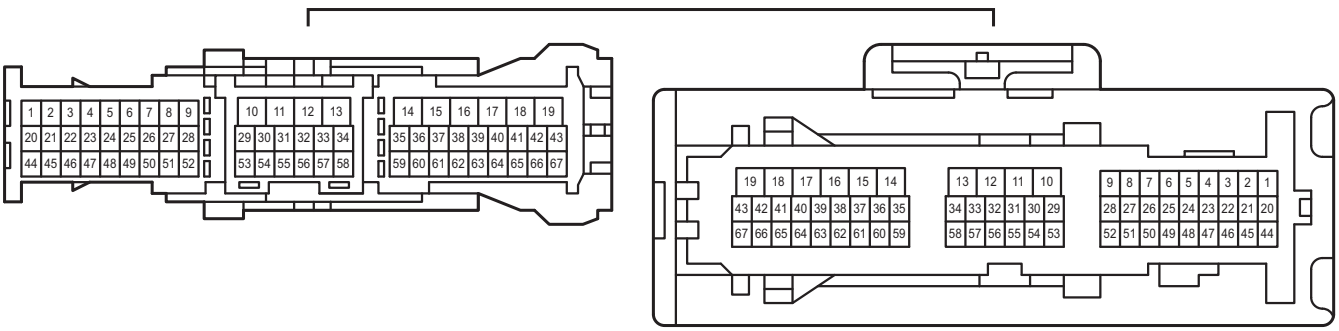

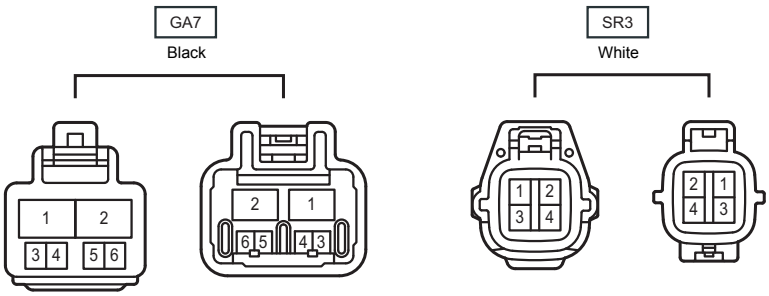
GA7
Black
1
2
3
4
5
6
2
1
6
5
4
3
SR3
White
1
2
3
4
2
1
4
3