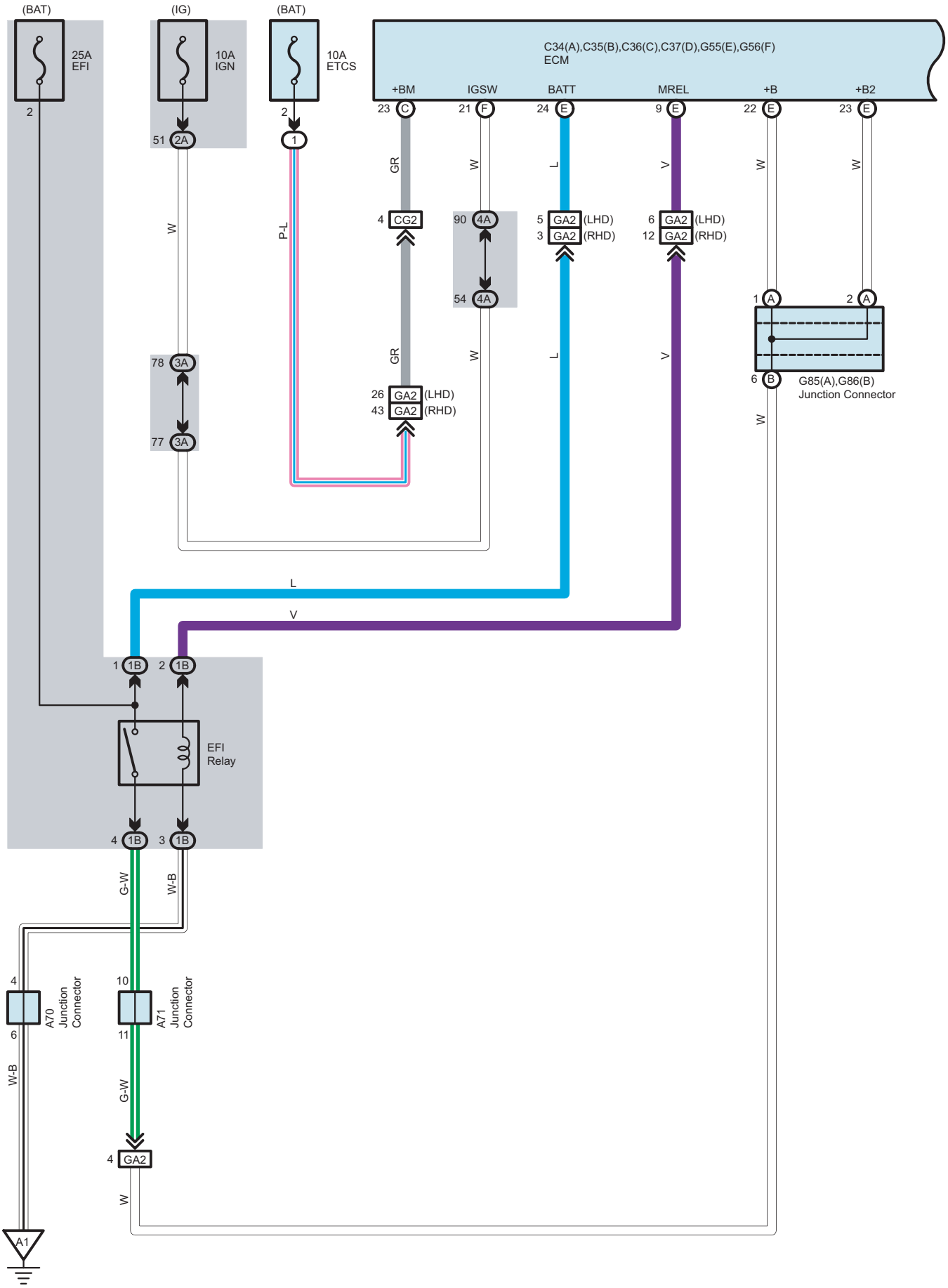
(BAT)
25A
EFI
2
(IG)
10A
IGN
51 2A
(BAT)
10A
ETCS
2
1
C34(A),C35(B),C36(C),C37(D),G55(E),G56(F)
ECM
+BM
IGSW
BATT
MREL
+B
+B2
23 C
21 F
24 E
9 E
22 E
23 E
GR
W
L
V
W
W
4 CG2
90 4A
54 4A
5 GA2 (LHD)
3 GA2 (RHD)
6 GA2 (LHD)
12 GA2 (RHD)
P-L
W
78 3A
77 3A
GR
W
L
V
26 GA2 (LHD)
43 GA2 (RHD)
1 A
2 A
6 B
G85(A),G86(B)
Junction Connector
W
L
V
1 1B
2 1B
EFI
Relay
4 1B
3 1B
G-W
W-B
4
6
A70
Junction
Connector
10
11
A71
Junction
Connector
W-B
G-W
4 GA2
W
A1

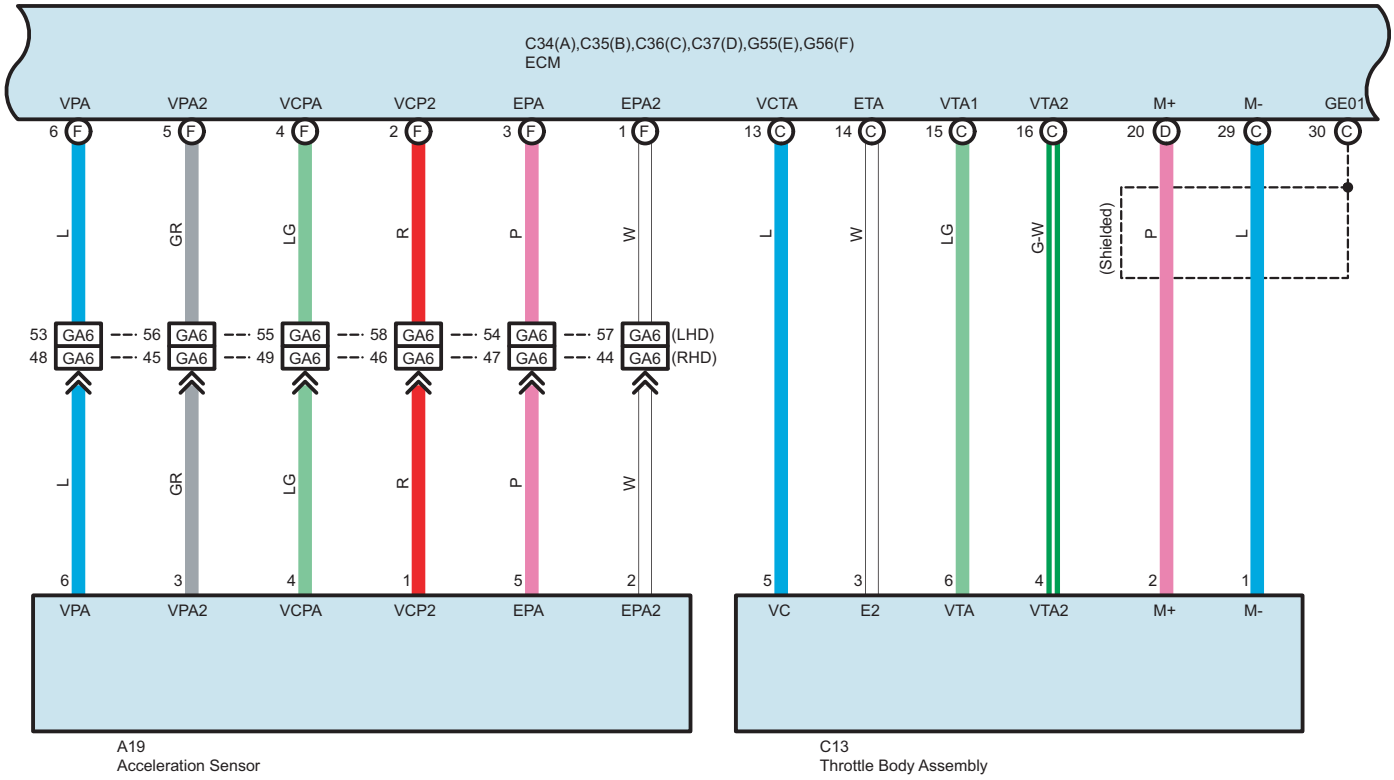
C34(A),C35(B),C36(C),C37(D),G55(E),G56(F)
ECM
VPA
VPA2
VCPA
VCP2
EPA
EPA2
VCTA
ETA
VTA1
VTA2
M+
M-
GE01
6 F
5 F
4 F
2 F
3 F
1 F
13 C
14 C
15 C
16 C
20 D
29 C
30 C
L
GR
LG
R
P
W
L
W
LG
G-W
(Shielded)
P
L
53 GA6
48 GA6
56 GA6
45 GA6
55 GA6
49 GA6
58 GA6
46 GA6
54 GA6
47 GA6
57 GA6
44 GA6
(LHD)
(RHD)
6
3
4
1
5
2
5
3
6
4
2
1
VPA
VPA2
VCPA
VCP2
EPA
EPA2
VC
E2
VTA
VTA2
M+
M-
A19
Acceleration Sensor
C13
Throttle Body Assembly

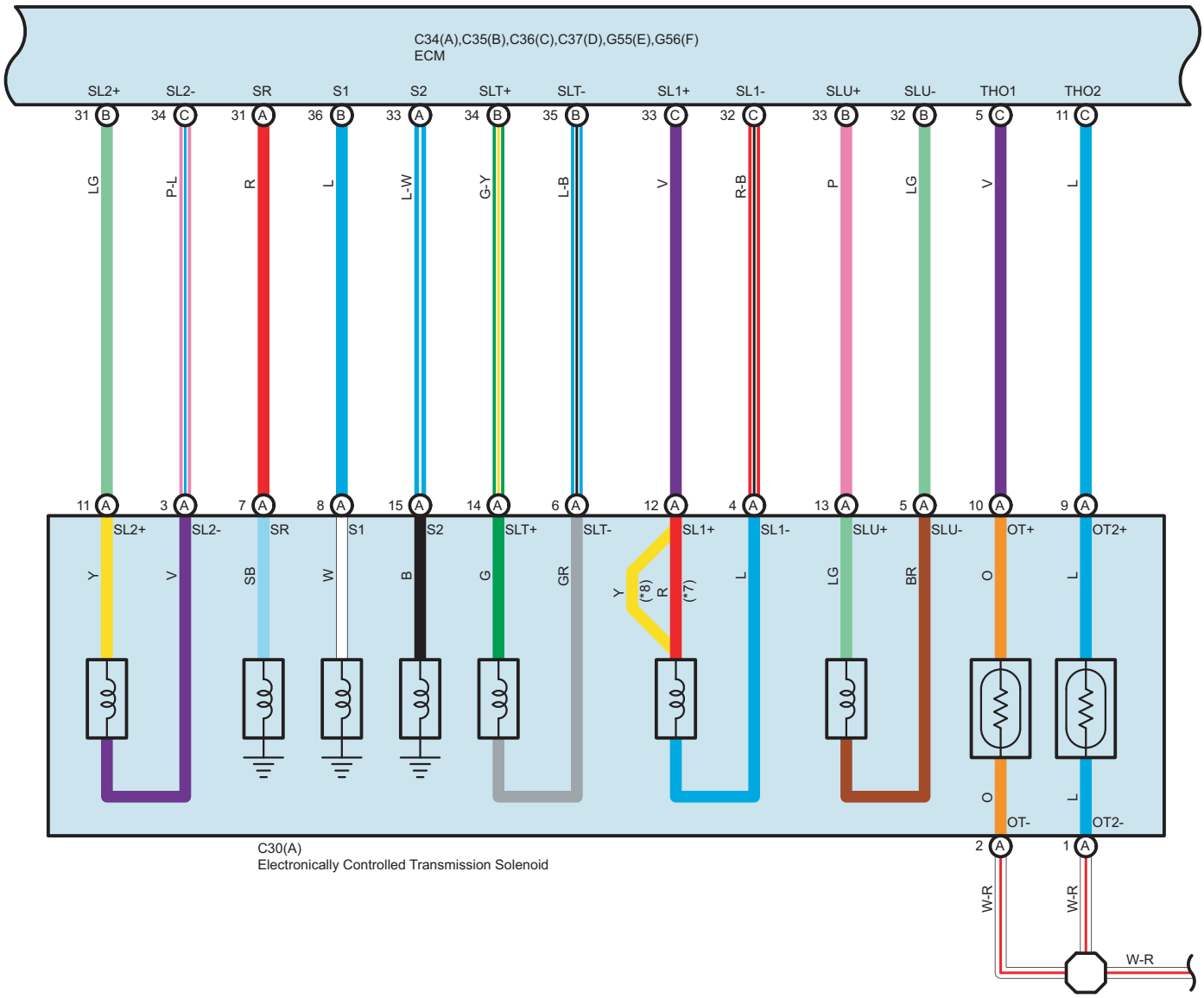

* 7 :Before Oct. 2010 Production
* 8 :From Oct. 2010 Production

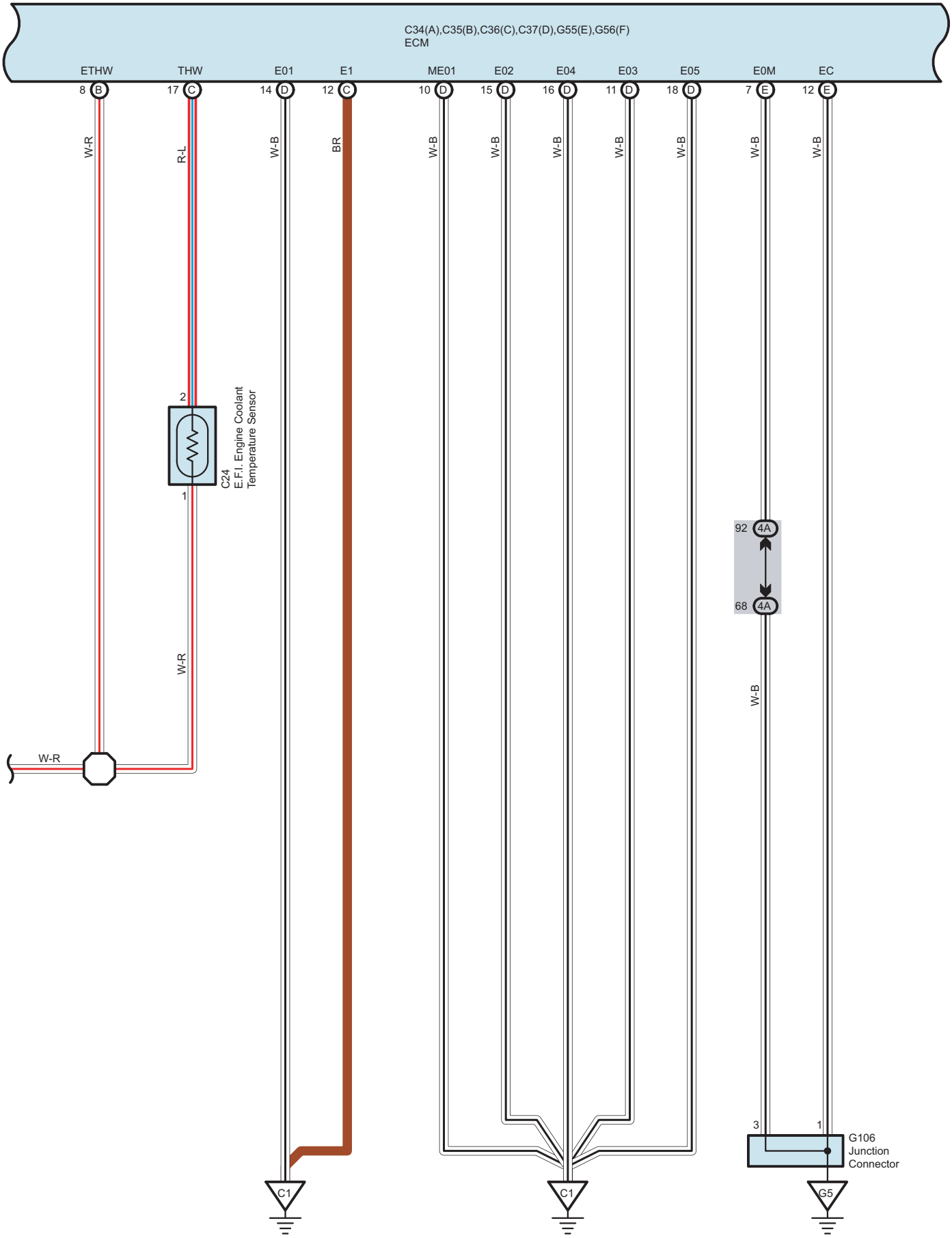
C34(A),C35(B),C36(C),C37(D),G55(E),G56(F)
ECM
ETHW
THW
E01
E1
ME01
E02
E04
E03
E05
E0M
EC
8 B
17 C
14 D
12 C
10 D
15 D
16 D
11 D
18 D
7 E
12 E
W-R
R-L
W-B
BR
W-B
W-B
W-B
W-B
W-B
W-B
W-B
2
1
C24
E.F.I. Engine Coolant
Temperature Sensor
W-R
W-R
92 4A
68 4A
W-B
3
1
G106
Junction
Connector
C1
C1
G5

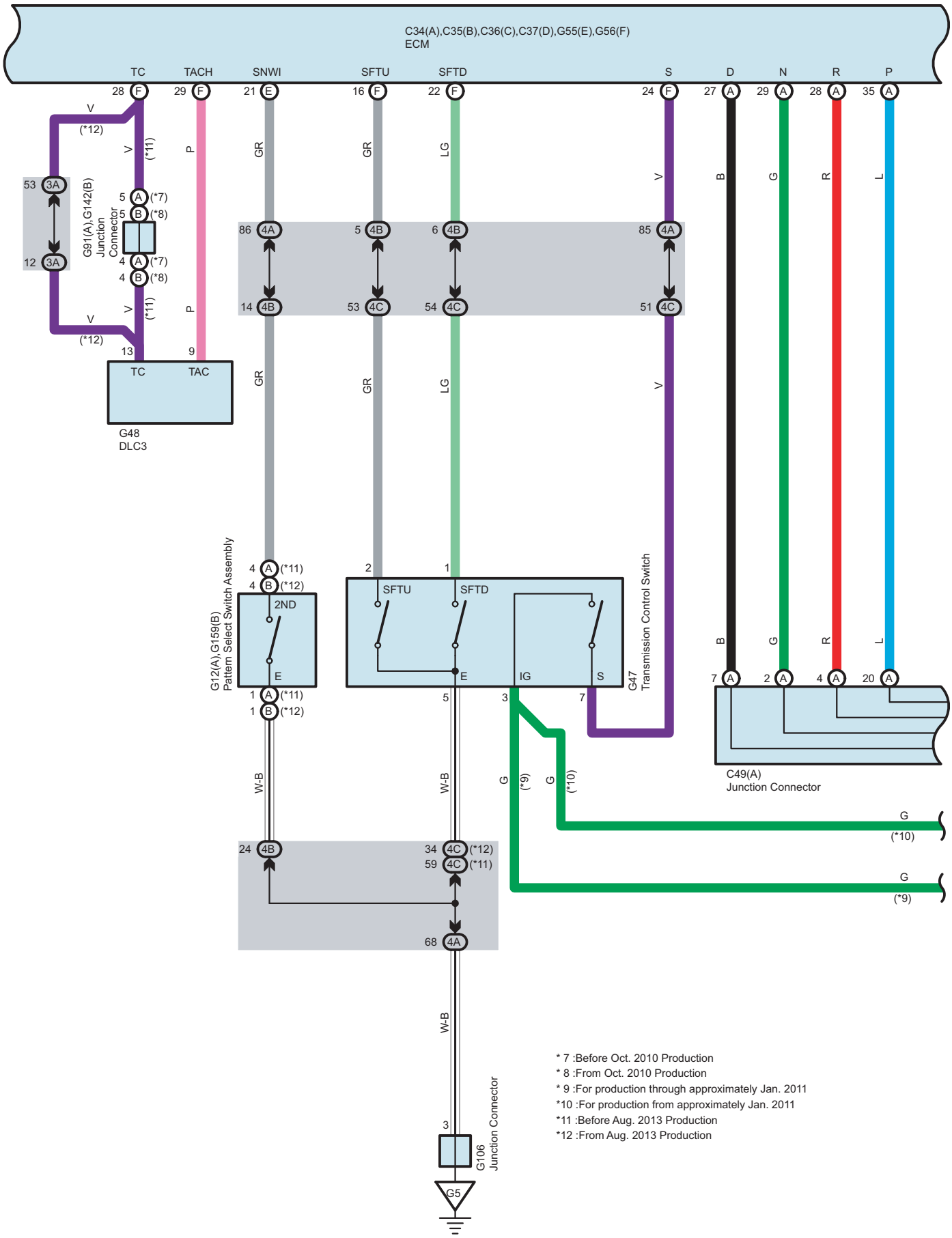
C34(A),C35(B),C36(C),C37(D),G55(E),G56(F)
ECM
TC
TACH
SNWI
SFTU
SFTD
S
D
N
R
P
G91(A),G142(B)
Junction
Connector
G48
DLC3
G12(A),G159(B)
Pattern Select Switch Assembly
2ND
SFTU
SFTD
IG
G47
Transmission Control Switch
C49(A)
Junction Connector
G106
Junction Connector
G5
* 7 :Before Oct. 2010 Production
* 8 :From Oct. 2010 Production
* 9 :For production through approximately Jan. 2011
*10 :For production from approximately Jan. 2011
*11 :Before Aug. 2013 Production
*12 :From Aug. 2013 Production

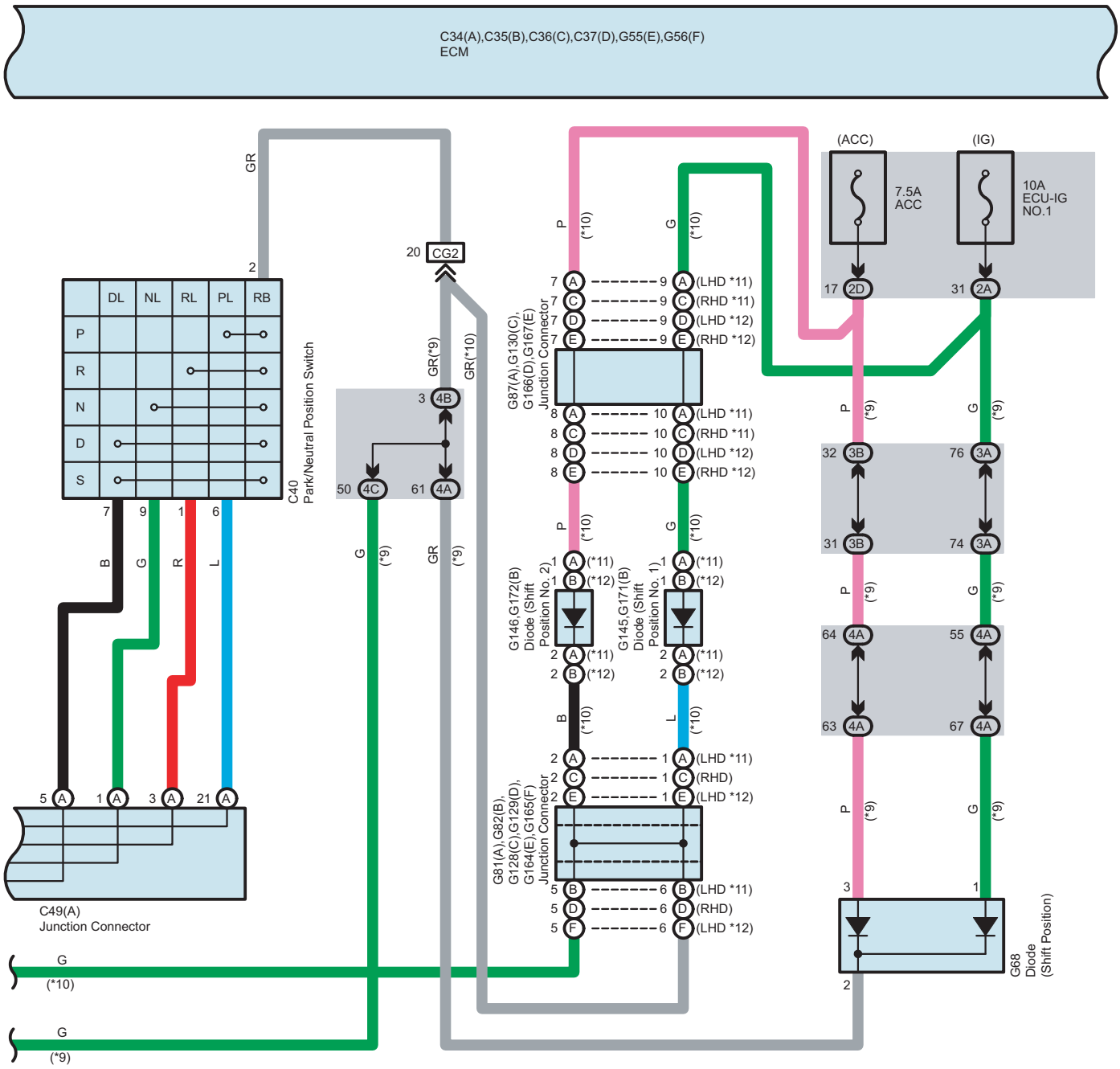
C34(A),C35(B),C36(C),C37(D),G55(E),G56(F)
ECM
C40
Park/Neutral Position Switch
DL NL RL PL RB
P
R
N
D
S
C49(A)
Junction Connector
CG2
G87(A),G130(C),
G166(D),G167(E)
Junction Connector
G146,G172(B)
Diode (Shift
Position No. 2)
G145,G171(B)
Diode (Shift
Position No. 1)
G81(A),G82(B),
G128(C),G129(D),
G164(E),G165(F)
Junction Connector
(LHD *11)
(RHD *11)
(LHD *12)
(RHD *12)
(RHD)
(ACC)
(IG)
7.5A
ACC
10A
ECU-IG
NO.1
G68
Diode
(Shift Position)

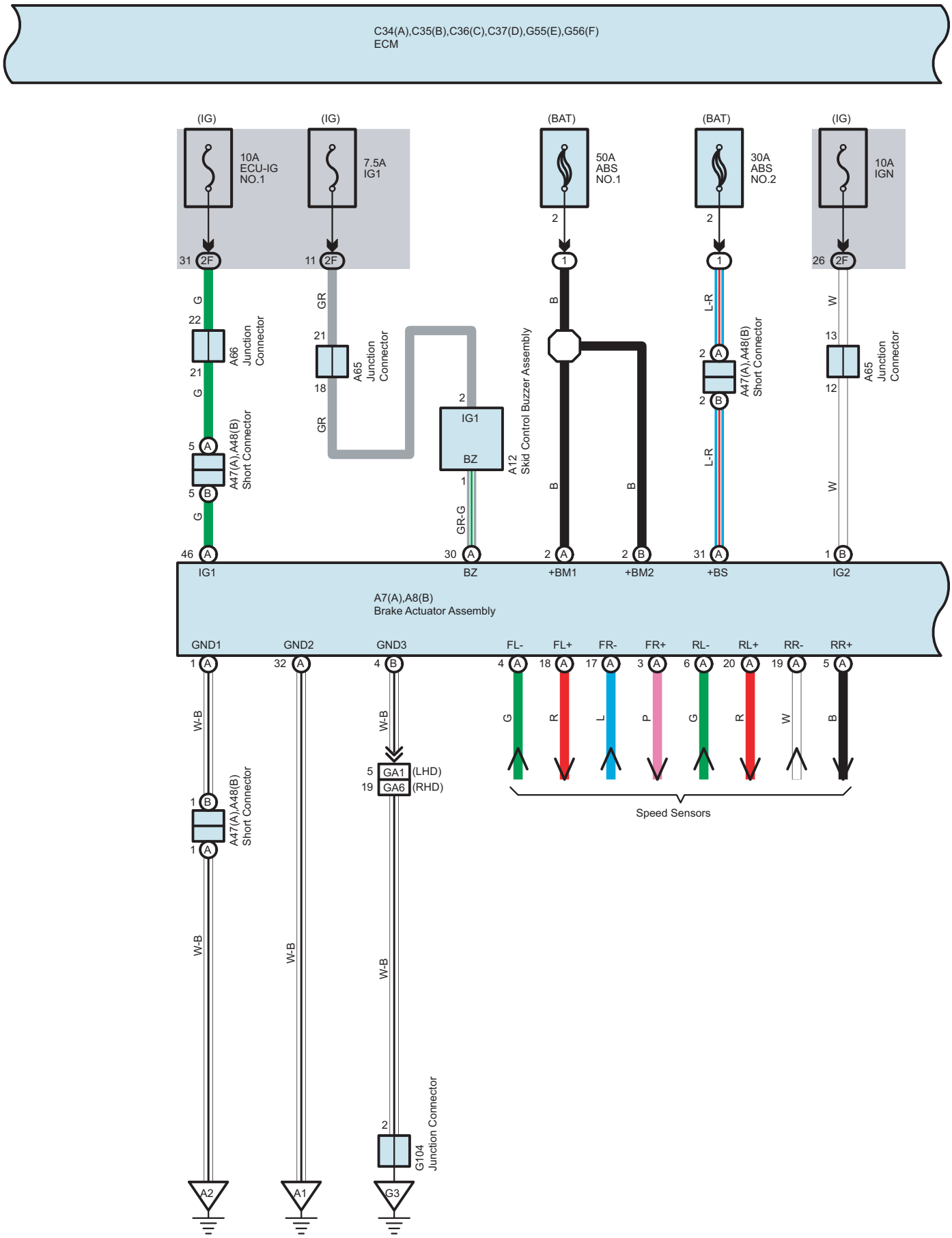
C34(A),C35(B),C36(C),C37(D),G55(E),G56(F)
ECM
(IG)
10A
ECU-IG
NO.1
(IG)
7.5A
IG1
(BAT)
50A
ABS
NO.1
(BAT)
30A
ABS
NO.2
(IG)
10A
IGN
A66
Junction
Connector
A65
Junction
Connector
A47(A),A48(B)
Short Connector
A12
Skid Control Buzzer Assembly
IG1
BZ
A47(A),A48(B)
Short Connector
A65
Junction
Connector
IG1
BZ
+BM1
+BM2
+BS
IG2
A7(A),A8(B)
Brake Actuator Assembly
GND1
GND2
GND3
FL-
FL+
FR-
FR+
RL-
RL+
RR-
RR+
GA1 (LHD)
GA6 (RHD)
Speed Sensors
A47(A),A48(B)
Short Connector
G104
Junction Connector
A2
A1
G3

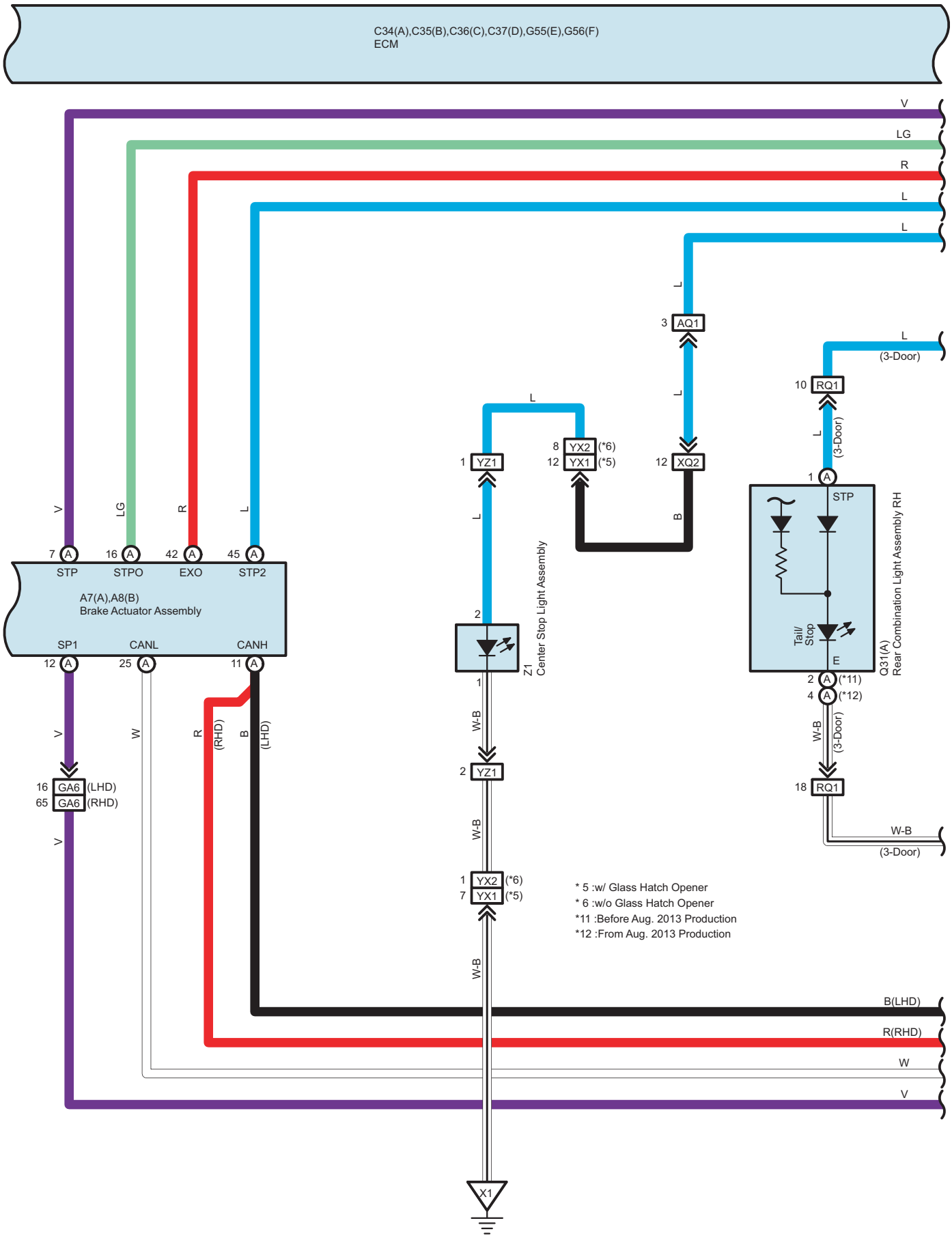
C34(A),C35(B),C36(C),C37(D),G55(E),G56(F)
ECM
V
LG
R
L
L
3 AQ1
L
(3-Door)
10 RQ1
L
(3-Door)
1 A
STP
Tail/
Stop
E
Q31(A)
Rear Combination Light Assembly RH
2 A (*11)
4 A (*12)
W-B
(3-Door)
18 RQ1
W-B
(3-Door)
1 YZ1
8 YX2 (*6)
12 YX1 (*5)
12 XQ2
B
2
Z1
Center Stop Light Assembly
1
W-B
2 YZ1
W-B
1 YX2 (*6)
7 YX1 (*5)
W-B
7 A STP
16 A STPO
42 A EXO
45 A STP2
A7(A),A8(B)
Brake Actuator Assembly
SP1
CANL
CANH
12 A
25 A
11 A
V
W
R
(RHD)
B
(LHD)
16 GA6 (LHD)
65 GA6 (RHD)
V
B(LHD)
R(RHD)
W
V
X1
* 5 :w/ Glass Hatch Opener
* 6 :w/o Glass Hatch Opener
*11 :Before Aug. 2013 Production
*12 :From Aug. 2013 Production

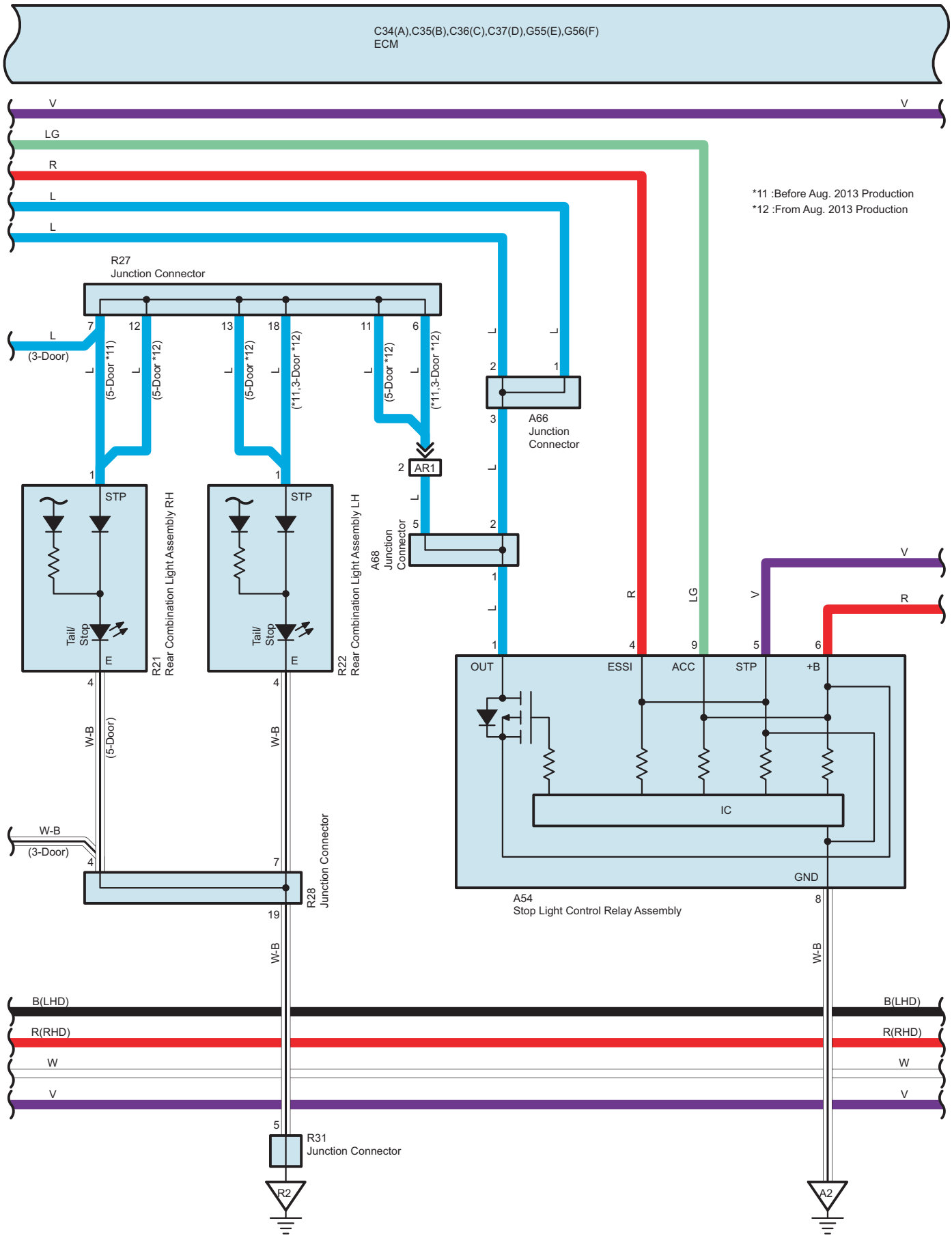
C34(A),C35(B),C36(C),C37(D),G55(E),G56(F)
ECM
V
LG
R
L
L
*11 :Before Aug. 2013 Production
*12 :From Aug. 2013 Production
R27
Junction Connector
L
(3-Door)
(5-Door *11)
(5-Door *12)
(*11,3-Door *12)
A66
Junction
Connector
AR1
A68
Junction
Connector
STP
Tail/
Stop
E
R21
Rear Combination Light Assembly RH
R22
Rear Combination Light Assembly LH
W-B
(5-Door)
W-B
(3-Door)
R28
Junction Connector
OUT
ESSI
ACC
STP
+B
IC
GND
A54
Stop Light Control Relay Assembly
B(LHD)
R(RHD)
W
V
R31
Junction Connector
R2
A2

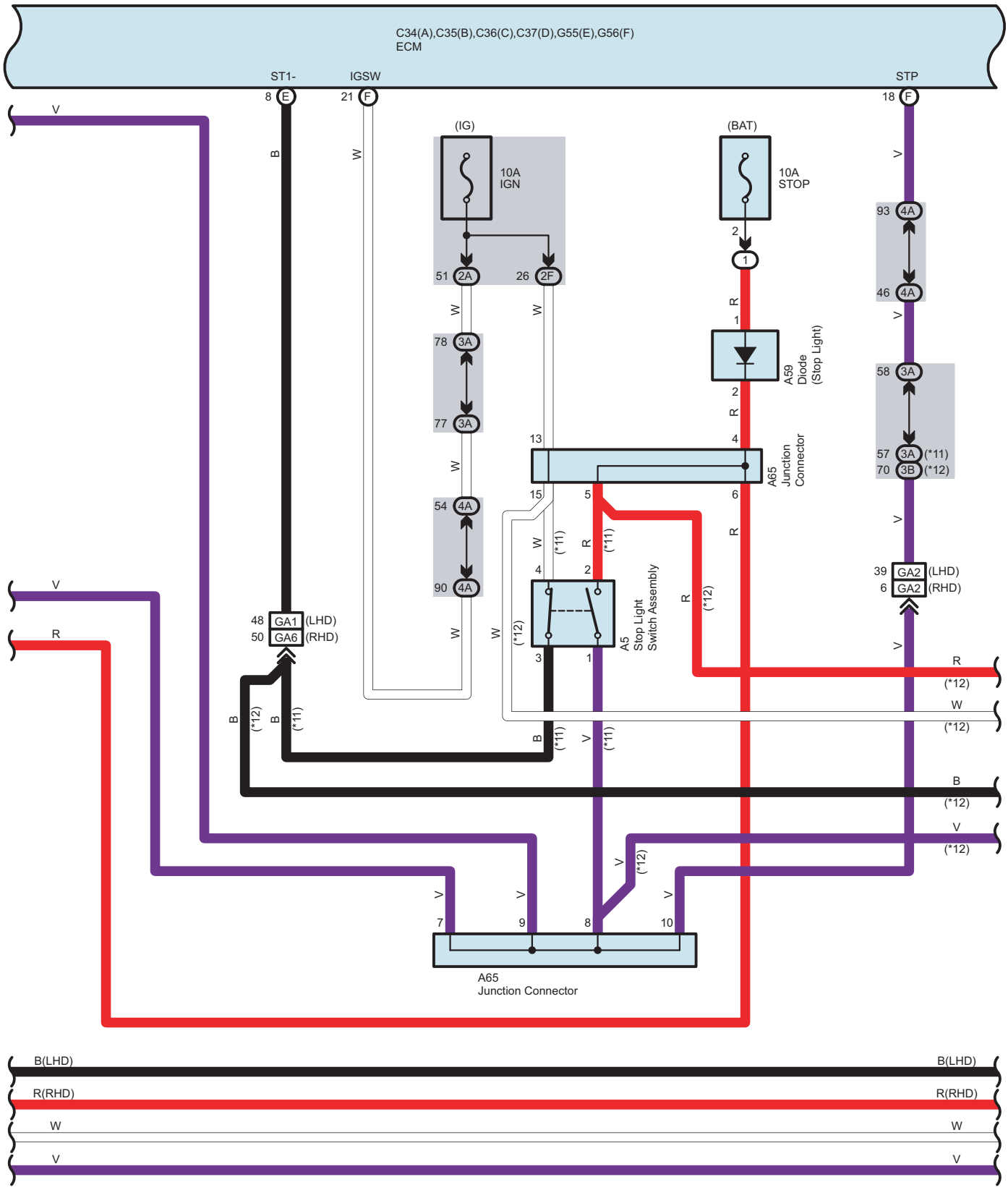
C34(A),C35(B),C36(C),C37(D),G55(E),G56(F)
ECM
ST1-
IGSW
STP
8 E
21 F
18 F
(IG)
10A
IGN
(BAT)
10A
STOP
51 2A
26 2F
78 3A
77 3A
54 4A
90 4A
93 4A
46 4A
58 3A
57 3A (*11)
70 3B (*12)
A59
Diode
(Stop Light)
A65
Junction
Connector
A5
Stop Light
Switch Assembly
48 GA1 (LHD)
50 GA6 (RHD)
39 GA2 (LHD)
6 GA2 (RHD)
A65
Junction Connector
B(LHD)
R(RHD)
W
V

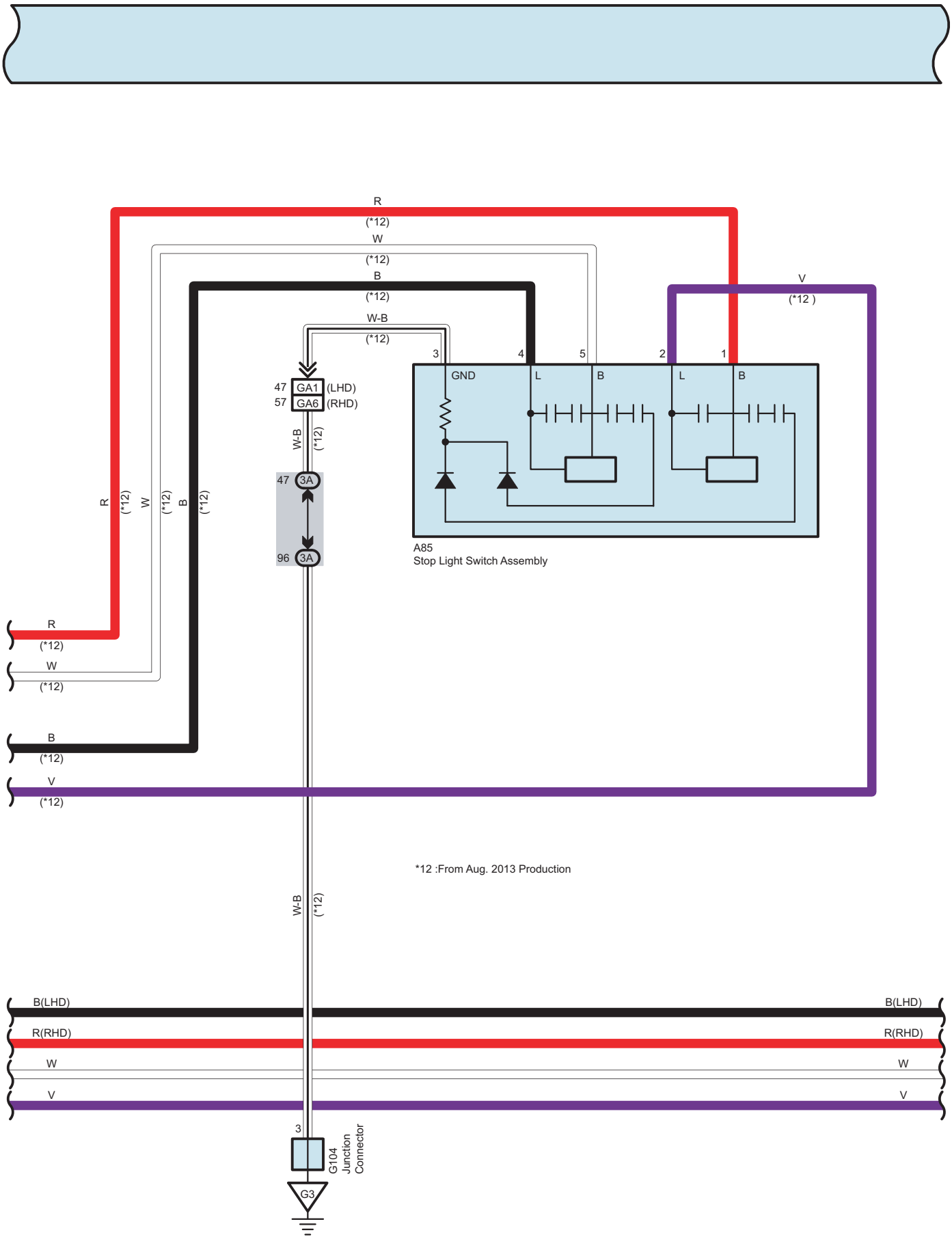
R
(*12)
W
(*12)
B
(*12)
W-B
(*12)
V
(*12)
3
4
5
2
1
GND
L
B
L
B
47 GA1 (LHD)
57 GA6 (RHD)
W-B
(*12)
47 3A
96 3A
A85
Stop Light Switch Assembly
R
(*12)
W
(*12)
B
(*12)
V
(*12)
*12 :From Aug. 2013 Production
B(LHD)
R(RHD)
W
V
3
G104
Junction
Connector
G3

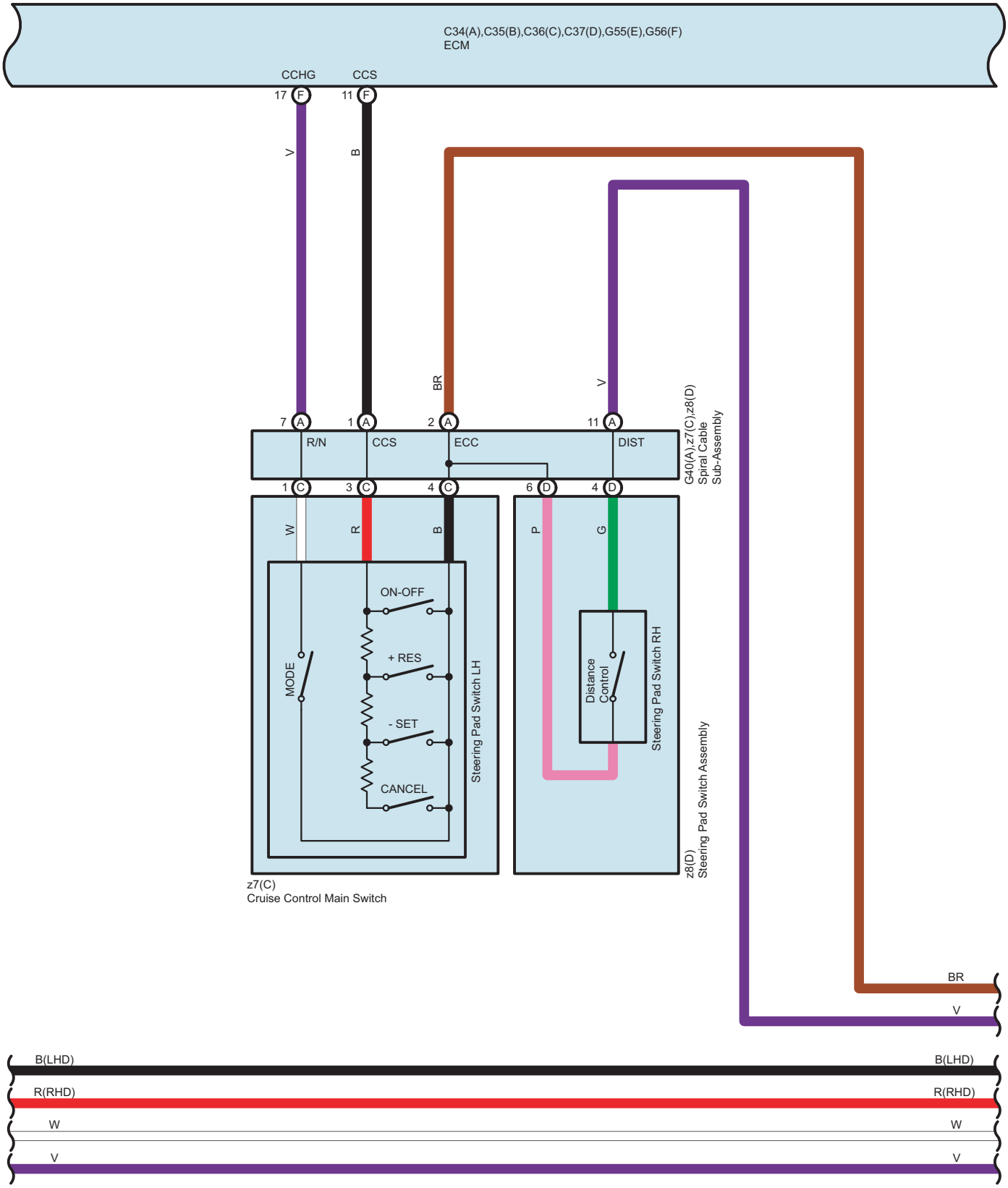
C34(A),C35(B),C36(C),C37(D),G55(E),G56(F)
ECM
CCHG
CCS
17 F
11 F
V
B
BR
V
7 A
1 A
2 A
11 A
R/N
CCS
ECC
DIST
G40(A),z7(C),z8(D)
Spiral Cable
Sub-Assembly
1 C
3 C
4 C
6 D
4 D
W
R
B
P
G
ON-OFF
+ RES
- SET
CANCEL
MODE
Steering Pad Switch LH
Distance
Control
Steering Pad Switch RH
z8(D)
Steering Pad Switch Assembly
z7(C)
Cruise Control Main Switch
BR
V
B(LHD)
B(LHD)
R(RHD)
R(RHD)
W
W
V
V

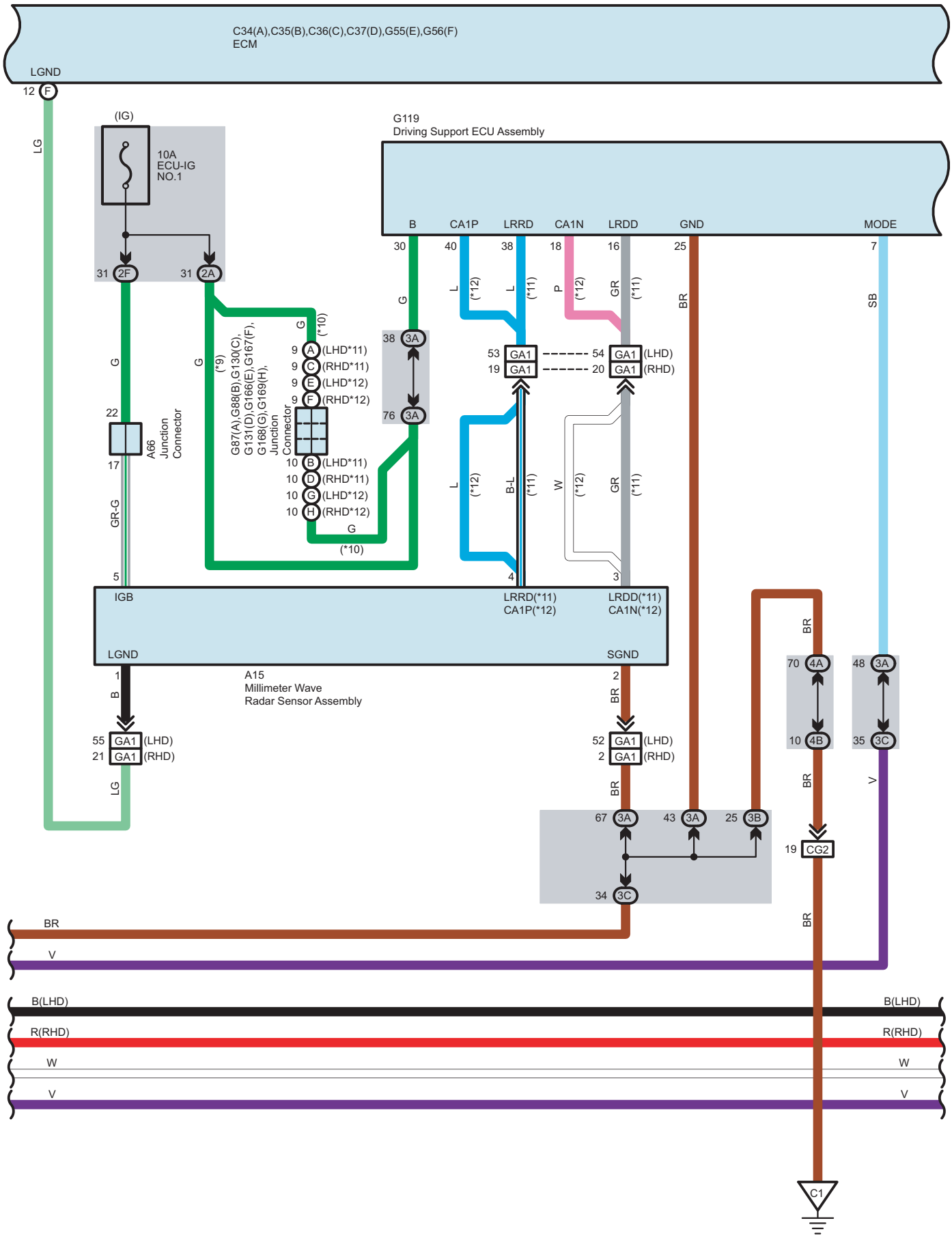
C34(A),C35(B),C36(C),C37(D),G55(E),G56(F)
ECM
LGND
12 F
LG
(IG)
10A
ECU-IG
NO.1
31 2F
31 2A
G119
Driving Support ECU Assembly
B
CA1P
LRRD
CA1N
LRDD
GND
MODE
30
40
38
18
16
25
7
G
L (*12)
L (*11)
P (*12)
GR (*11)
BR
SB
38 3A
76 3A
53 GA1
19 GA1
54 GA1 (LHD)
20 GA1 (RHD)
22
A66
Junction
Connector
17
GR-G
5
G (*9)
G (*10)
G87(A),G88(B),G130(C),
G131(D),G166(E),G167(F),
G168(G),G169(H),
Junction
Connector
9 A (LHD*11)
9 C (RHD*11)
9 E (LHD*12)
9 F (RHD*12)
10 B (LHD*11)
10 D (RHD*11)
10 G (LHD*12)
10 H (RHD*12)
L (*12)
B-L (*11)
W (*12)
GR (*11)
4
3
IGB
LRRD(*11)
CA1P(*12)
LRDD(*11)
CA1N(*12)
LGND
SGND
1
2
A15
Millimeter Wave
Radar Sensor Assembly
B
BR
55 GA1 (LHD)
21 GA1 (RHD)
52 GA1 (LHD)
2 GA1 (RHD)
LG
BR
67 3A
43 3A
25 3B
34 3C
70 4A
10 4B
48 3A
35 3C
V
19 CG2
BR
BR
V
B(LHD)
R(RHD)
W
V
B(LHD)
R(RHD)
W
V
C1

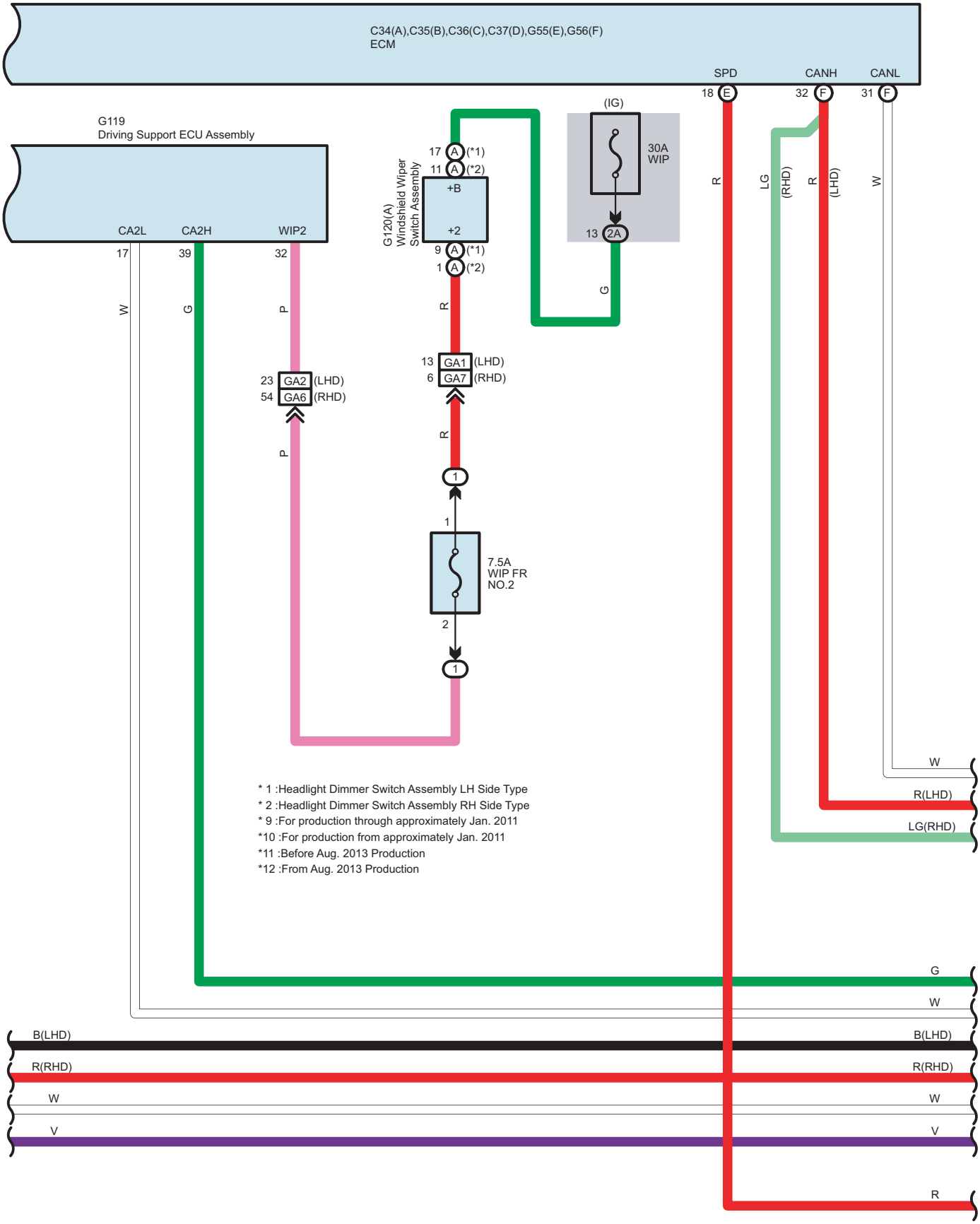
C34(A),C35(B),C36(C),C37(D),G55(E),G56(F)
ECM
SPD
CANH
CANL
18 E
32 F
31 F
G119
Driving Support ECU Assembly
CA2L
CA2H
WIP2
17
39
32
W
G
P
G120(A)
Windshield Wiper
Switch Assembly
17 A (*1)
11 A (*2)
+B
+2
9 A (*1)
1 A (*2)
R
(IG)
30A
WIP
13 2A
G
R
LG
(RHD)
R
(LHD)
W
13 GA1 (LHD)
6 GA7 (RHD)
23 GA2 (LHD)
54 GA6 (RHD)
R
P
1
1
7.5A
WIP FR
NO.2
2
1
W
R(LHD)
LG(RHD)
* 1 :Headlight Dimmer Switch Assembly LH Side Type
* 2 :Headlight Dimmer Switch Assembly RH Side Type
* 9 :For production through approximately Jan. 2011
*10 :For production from approximately Jan. 2011
*11 :Before Aug. 2013 Production
*12 :From Aug. 2013 Production
G
W
B(LHD)
B(LHD)
R(RHD)
R(RHD)
W
W
V
V
R

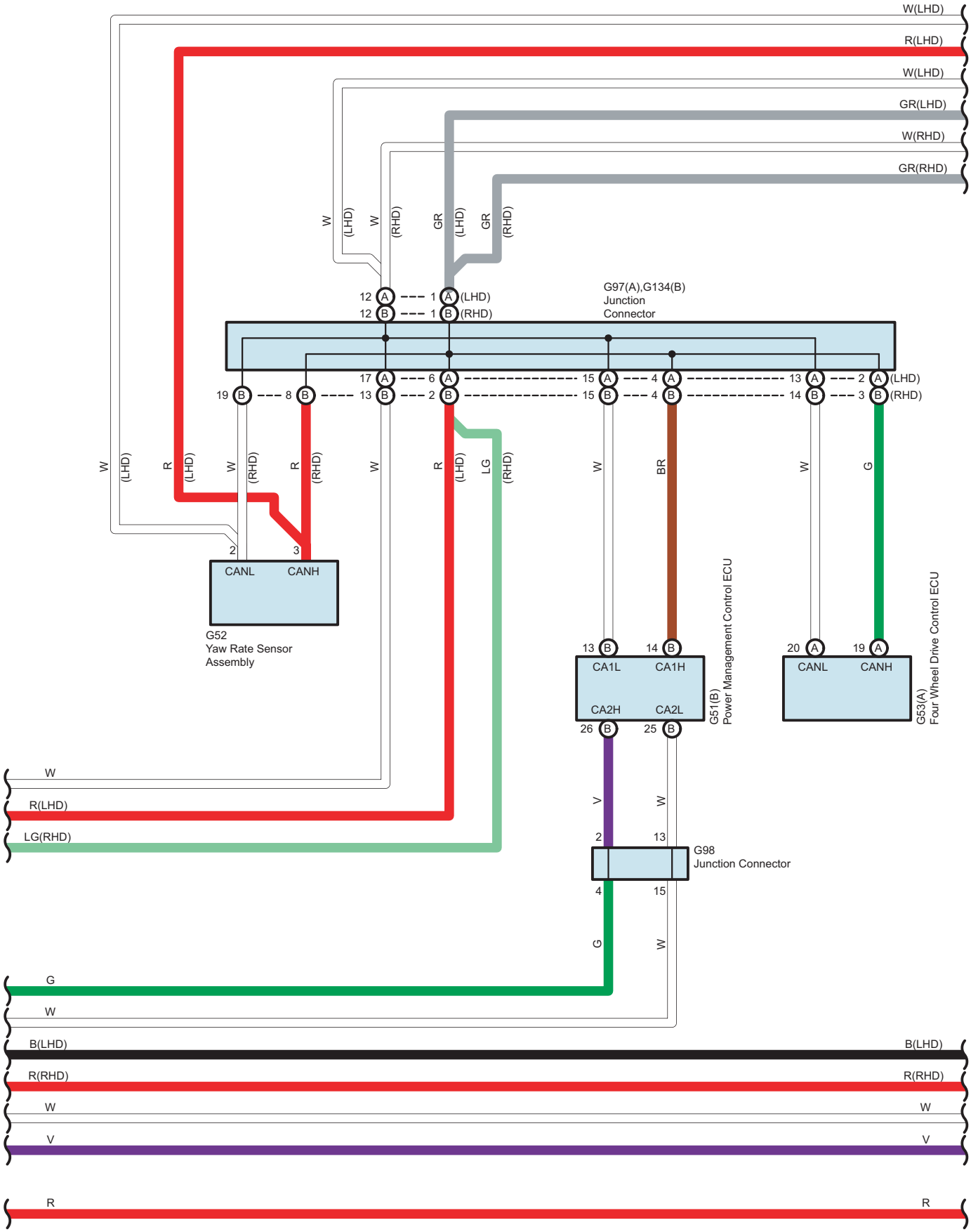
W(LHD)
R(LHD)
W(LHD)
GR(LHD)
W(RHD)
GR(RHD)
W (LHD)
W (RHD)
GR (LHD)
GR (RHD)
12 A
1 A (LHD)
12 B
1 B (RHD)
G97(A),G134(B)
Junction
Connector
17 A
6 A
15 A
4 A
13 A
2 A (LHD)
19 B
8 B
13 B
2 B
15 B
4 B
14 B
3 B (RHD)
W (LHD)
R (LHD)
W (RHD)
R (RHD)
W
R (LHD)
LG (RHD)
W
BR
W
G
2
3
CANL
CANH
G52
Yaw Rate Sensor
Assembly
13 B
14 B
CA1L
CA1H
CA2H
CA2L
26 B
25 B
G51(B)
Power Management Control ECU
20 A
19 A
CANL
CANH
G53(A)
Four Wheel Drive Control ECU
W
R(LHD)
LG(RHD)
V
W
2
13
G98
Junction Connector
4
15
G
W
G
W
B(LHD)
B(LHD)
R(RHD)
R(RHD)
W
W
V
V
R
R

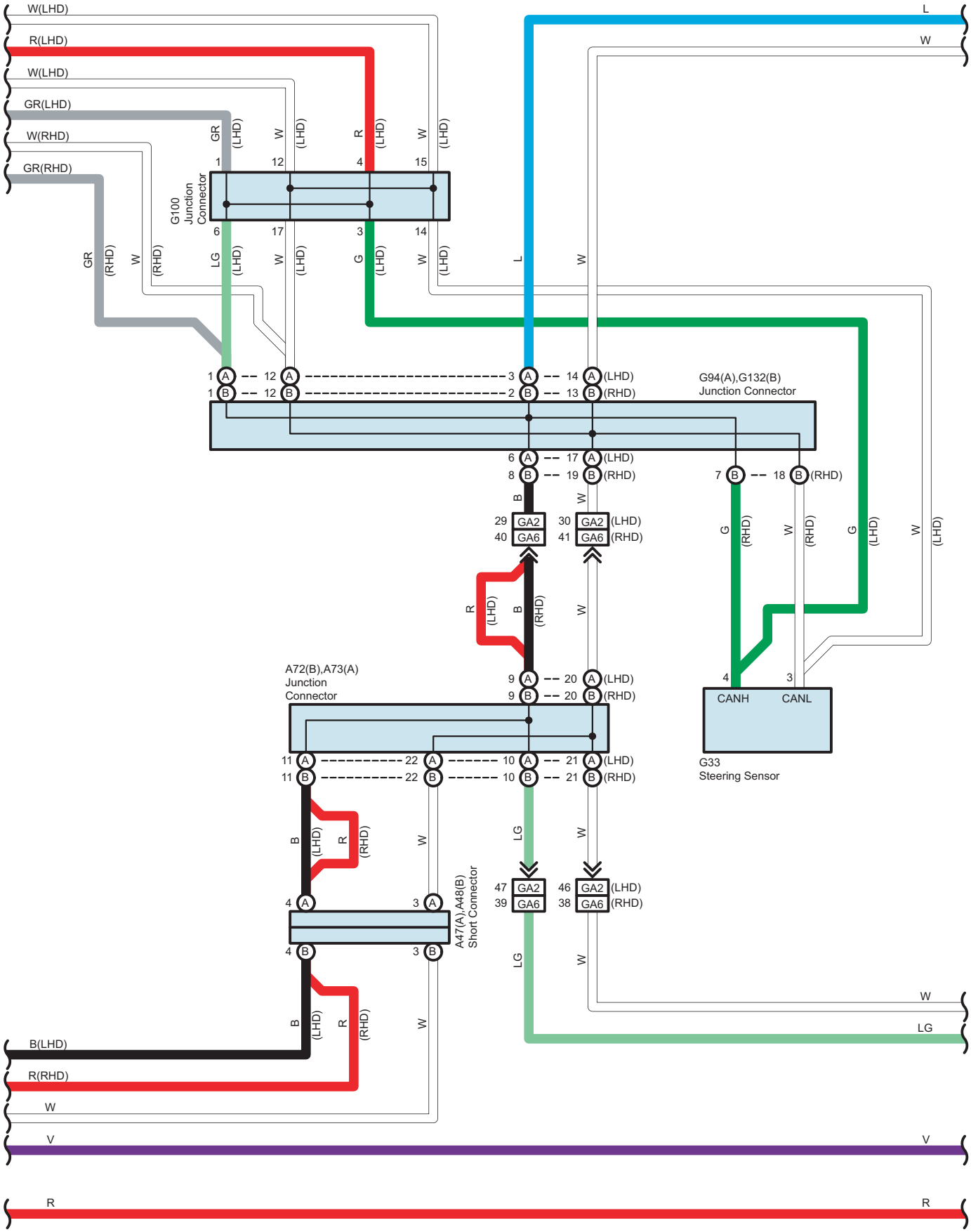
W(LHD)
R(LHD)
W(LHD)
GR(LHD)
W(RHD)
GR(RHD)
L
W
G100
Junction
Connector
G94(A),G132(B)
Junction Connector
A72(B),A73(A)
Junction
Connector
A47(A),A48(B)
Short Connector
CANH
CANL
G33
Steering Sensor
GA2
GA6
B(LHD)
R(RHD)
W
V
R
LG

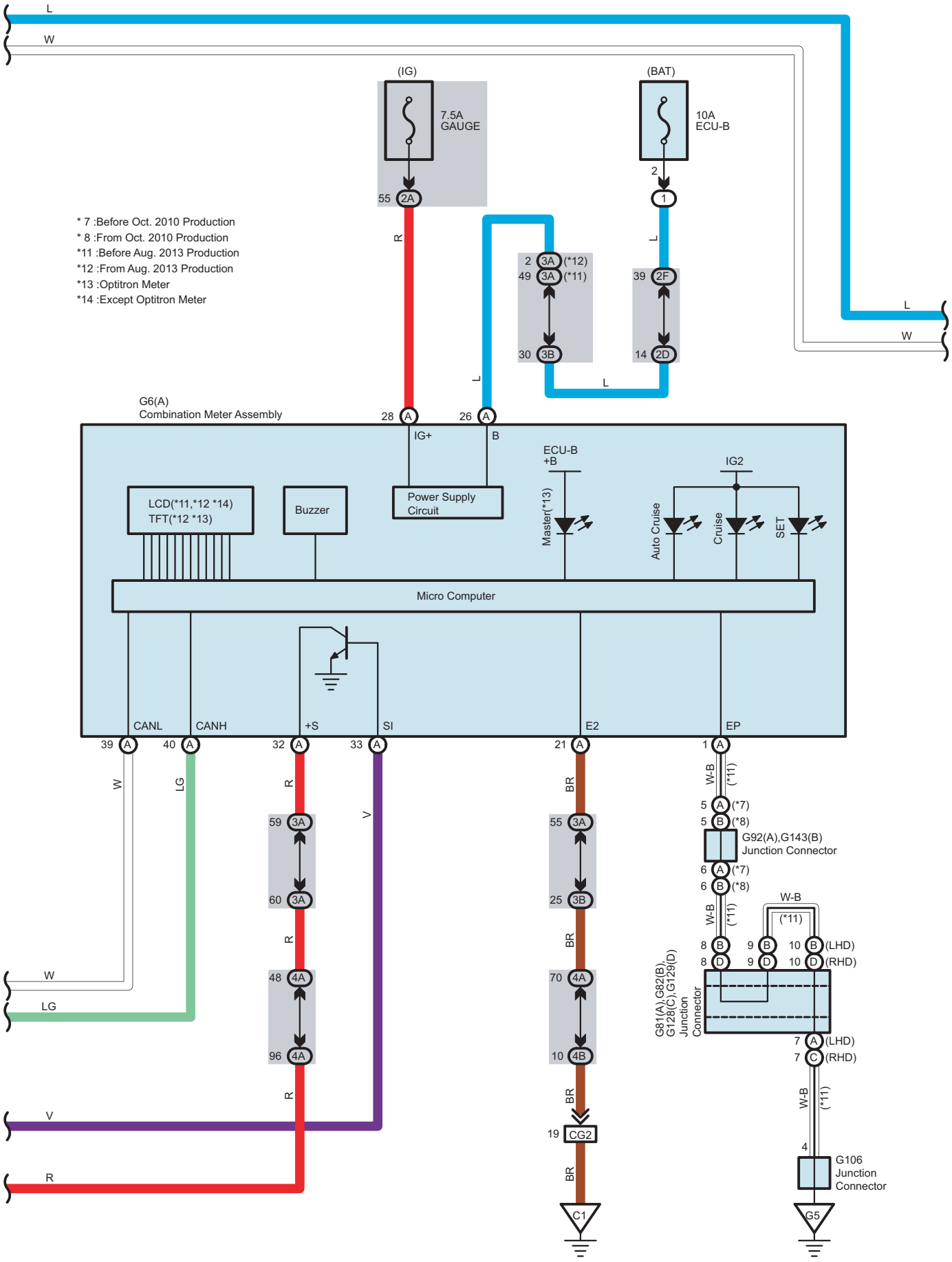
L
W
(IG)
7.5A
GAUGE
55 2A
(BAT)
10A
ECU-B
2
1
* 7 :Before Oct. 2010 Production
* 8 :From Oct. 2010 Production
*11 :Before Aug. 2013 Production
*12 :From Aug. 2013 Production
*13 :Optitron Meter
*14 :Except Optitron Meter
R
L
2 3A (*12)
49 3A (*11)
30 3B
39 2F
14 2D
L
L
L
W
G6(A)
Combination Meter Assembly
28 A
26 A
IG+
B
ECU-B
+B
IG2
LCD(*11,*12 *14)
TFT(*12 *13)
Buzzer
Power Supply
Circuit
Master(*13)
Auto Cruise
Cruise
SET
Micro Computer
CANL
CANH
+S
SI
E2
EP
39 A
40 A
32 A
33 A
21 A
1 A
W
LG
R
V
BR
W-B
(*11)
5 A (*7)
5 B (*8)
G92(A),G143(B)
Junction Connector
6 A (*7)
6 B (*8)
59 3A
60 3A
55 3A
25 3B
8 B
8 D
9 B
9 D
10 B (LHD)
10 D (RHD)
G81(A),G82(B),
G128(C),G129(D)
Junction
Connector
48 4A
96 4A
70 4A
10 4B
7 A (LHD)
7 C (RHD)
19 CG2
4
G106
Junction
Connector
C1
G5

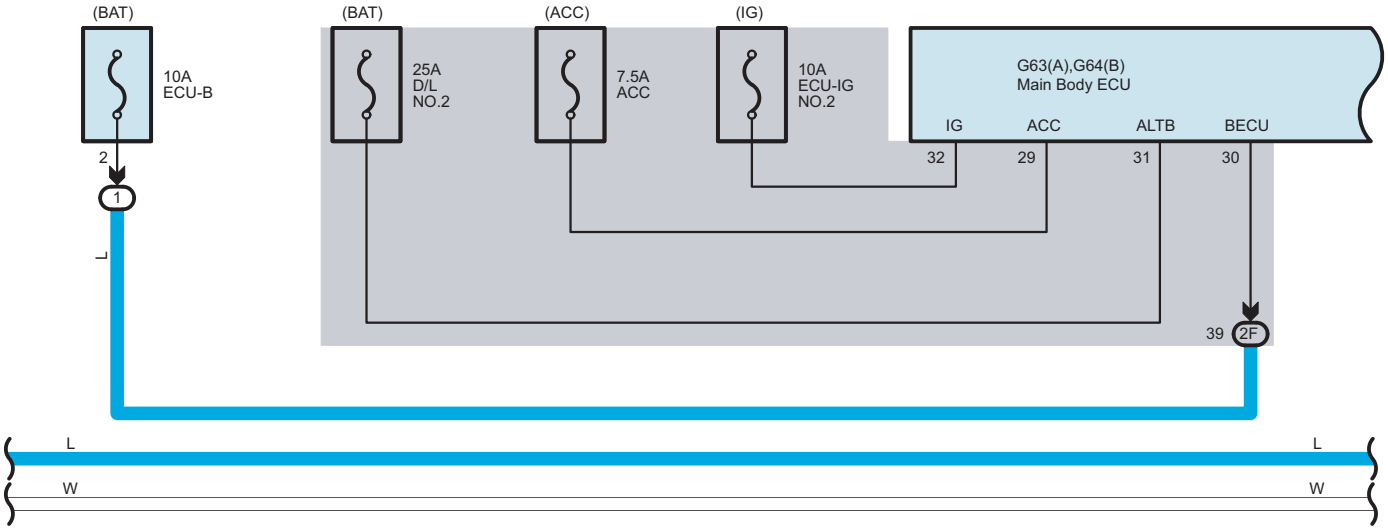
(BAT)
10A
ECU-B
2
1
L
(BAT)
25A
D/L
NO.2
(ACC)
7.5A
ACC
(IG)
10A
ECU-IG
NO.2
G63(A),G64(B)
Main Body ECU
IG
ACC
ALTB
BECU
32
29
31
30
39
2F
L
L
W
W

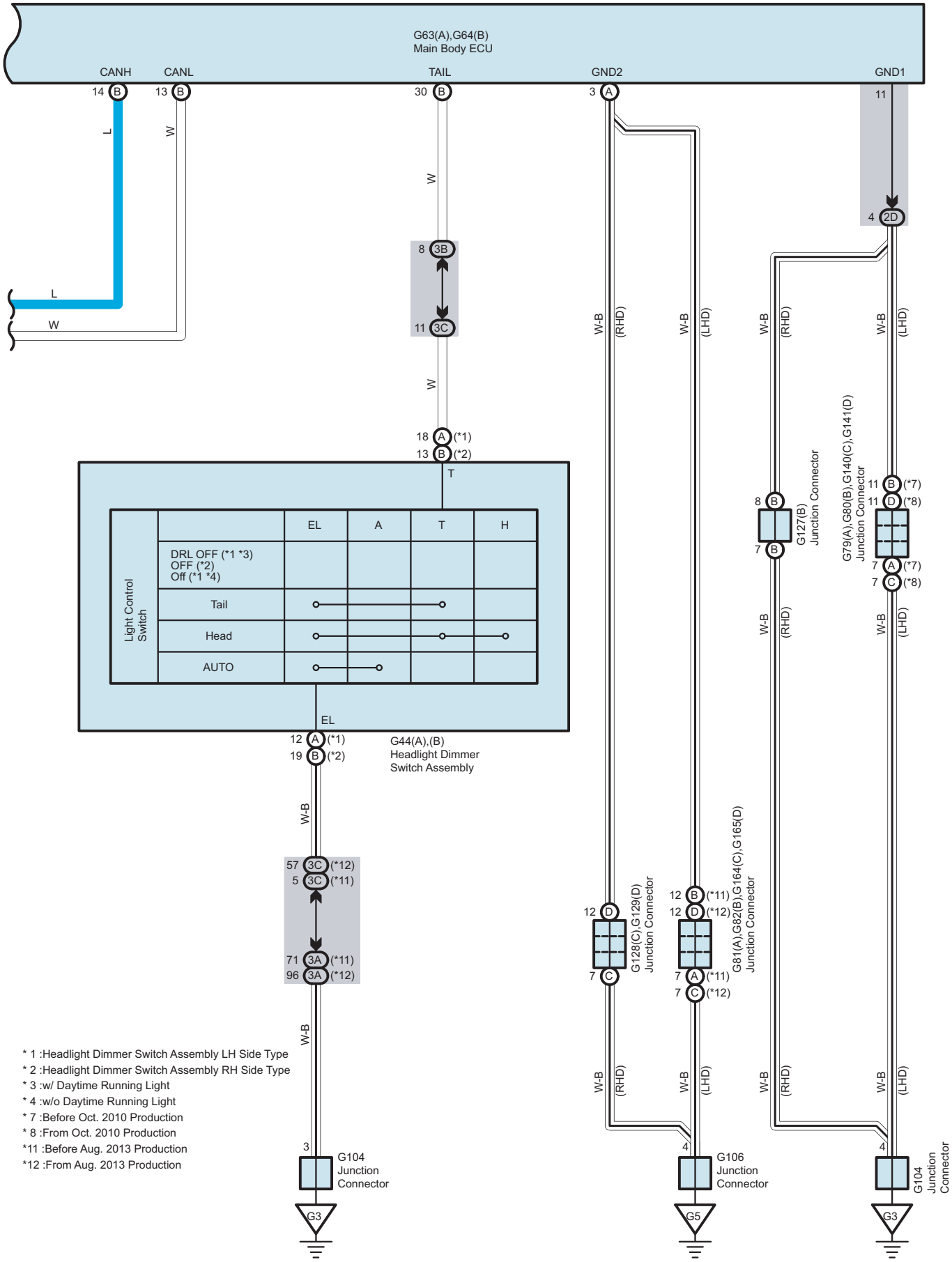
G63(A),G64(B)
Main Body ECU
CANH
CANL
TAIL
GND2
GND1
14 B
13 B
30 B
3 A
11
L
W
4 2D
8 3B
11 3C
18 A (*1)
13 B (*2)
T
EL
A
T
H
DRL OFF (*1 *3)
OFF (*2)
Off (*1 *4)
Tail
Head
AUTO
Light Control Switch
12 A (*1)
19 B (*2)
G44(A),(B)
Headlight Dimmer
Switch Assembly
W-B
57 3C (*12)
5 3C (*11)
71 3A (*11)
96 3A (*12)
(RHD)
(LHD)
8 B
7 B
G127(B)
Junction Connector
11 B (*7)
11 D (*8)
7 A (*7)
7 C (*8)
G79(A),G80(B),G140(C),G141(D)
Junction Connector
12 D
7 C
G128(C),G129(D)
Junction Connector
12 B (*11)
12 D (*12)
7 A (*11)
7 C (*12)
G81(A),G82(B),G164(C),G165(D)
Junction Connector
3
G104
Junction
Connector
G3
4
G106
Junction
Connector
G5
4
G104
Junction
Connector
G3
* 1 :Headlight Dimmer Switch Assembly LH Side Type
* 2 :Headlight Dimmer Switch Assembly RH Side Type
* 3 :w/ Daytime Running Light
* 4 :w/o Daytime Running Light
* 7 :Before Oct. 2010 Production
* 8 :From Oct. 2010 Production
*11 :Before Aug. 2013 Production
*12 :From Aug. 2013 Production

A5
White

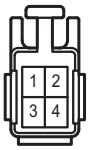

A7
Black

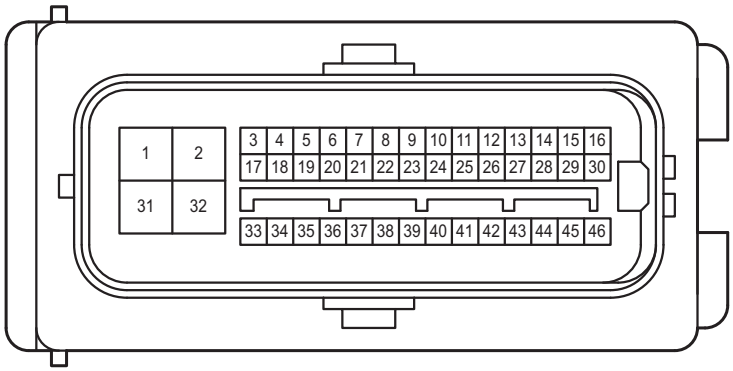

A8
Black

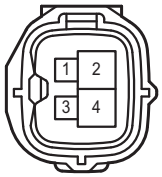

A12
Blue



A15
Black

A19
Black



A47
Gray

A48
Gray

A54
Black



A59
Black

A65
White

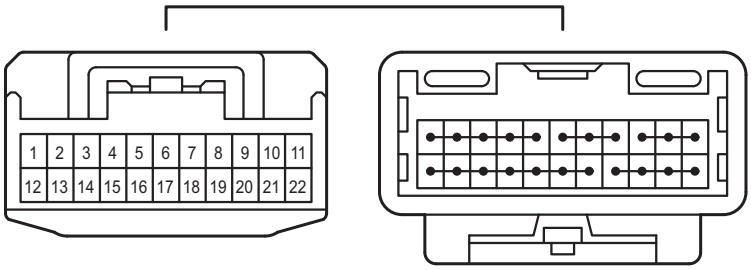

A66
White

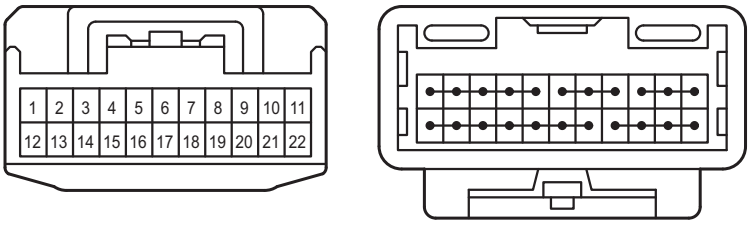

A68
Dark Gray

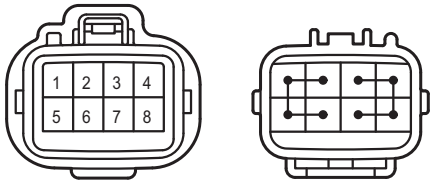

A70
White

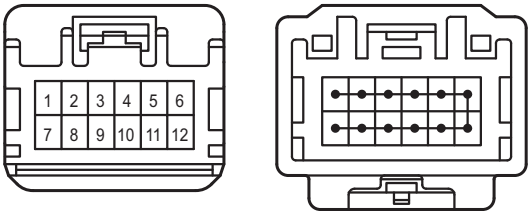

A71
White

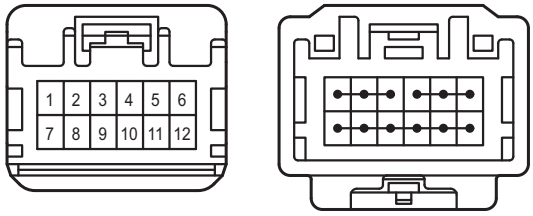

A72
White

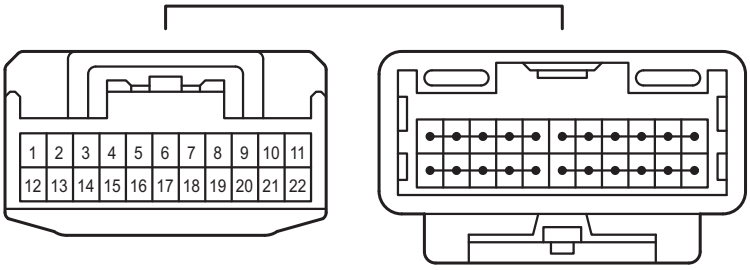

A73
White

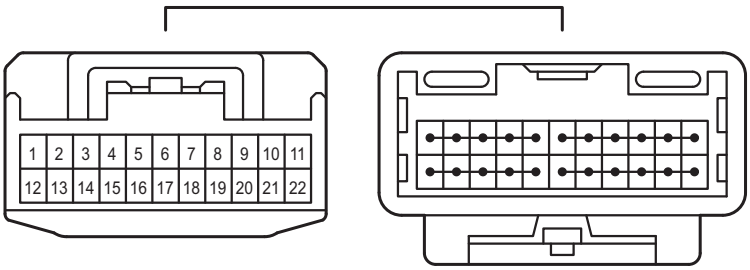

A85
White



C13
Black

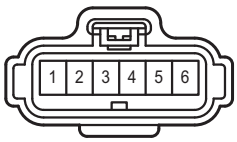

C24
Black

C30
Gray

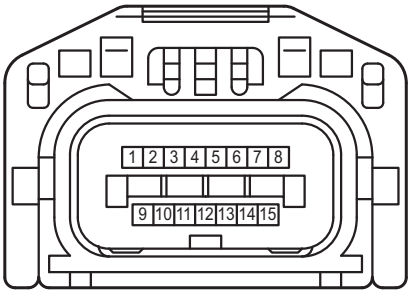

C34
White

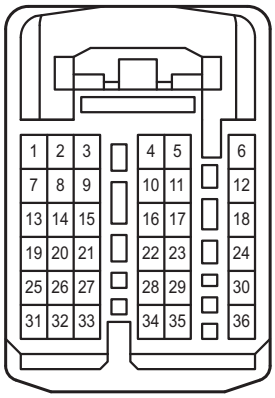

C35
White

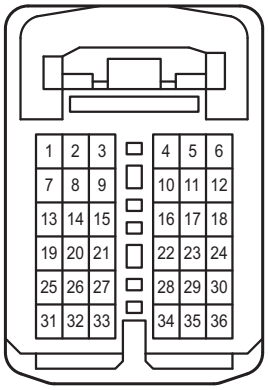

C36
White

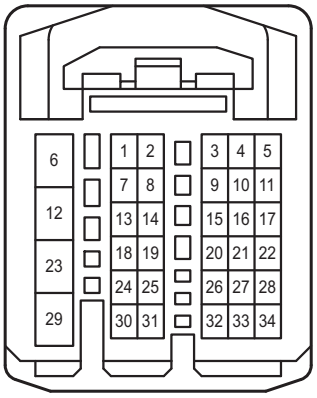

C37
White

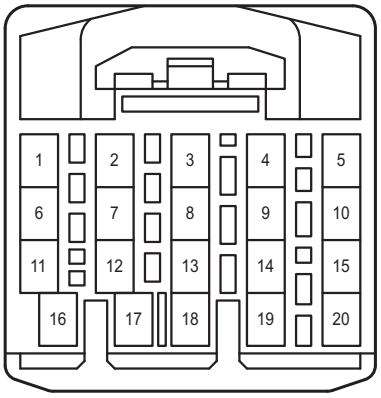

C40
Gray

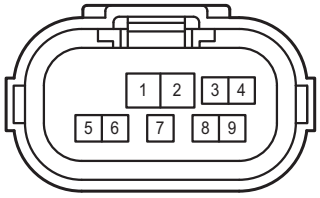

C49
Blue

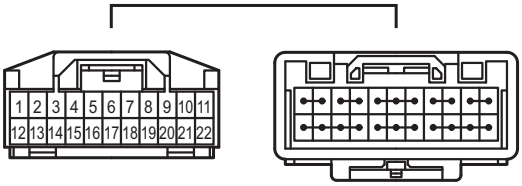

G6
Black

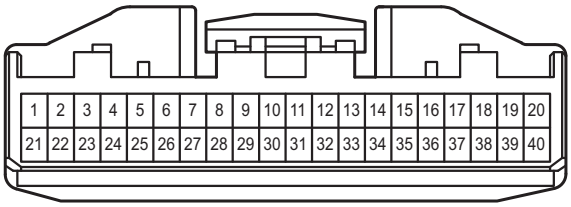

G12
Gray

G33
White



G40
Black

G44
White

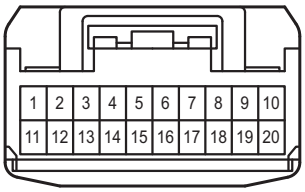

G47
Black



G48
White

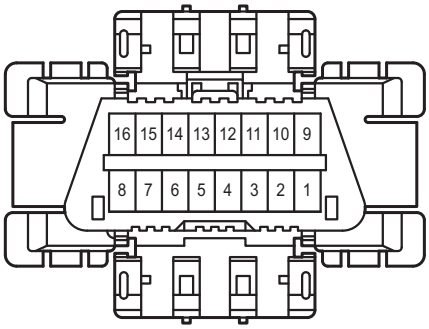

G51
Black

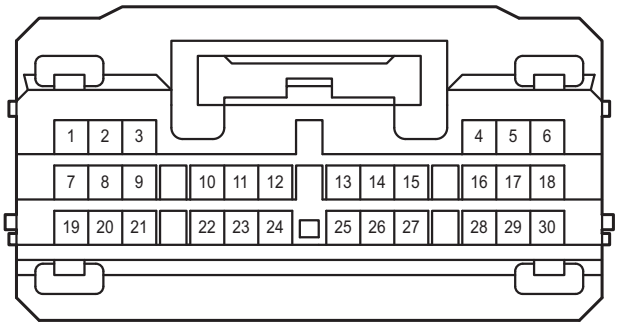

G52
Black



G53
Black

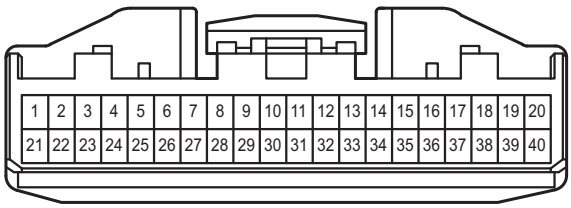

G55
White

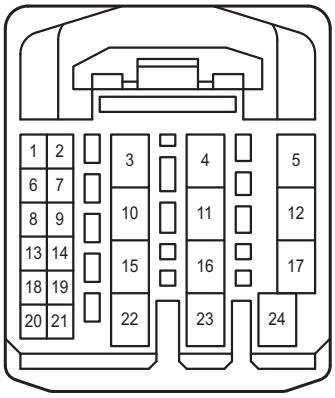

G56
White

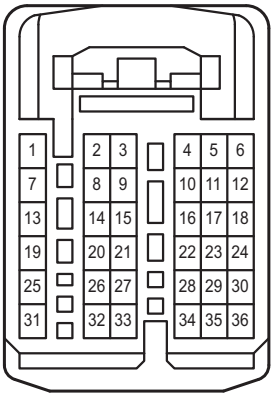

G63
White

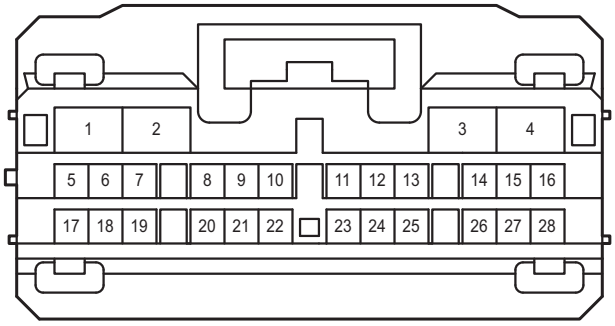

G64
White

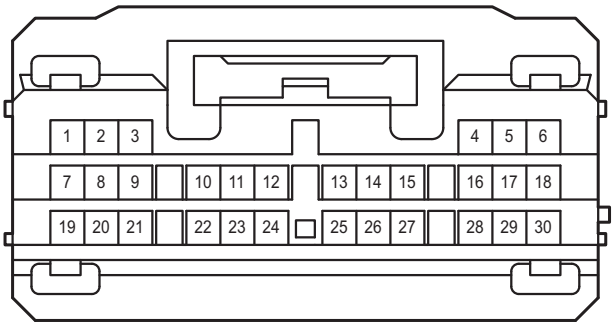

G68
Gray

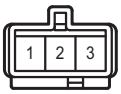

G79
White

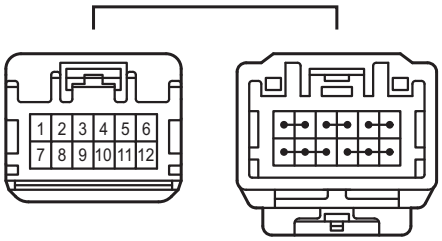

G80
White

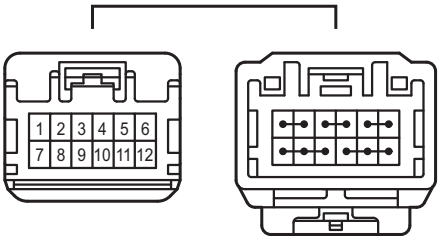

G81
White

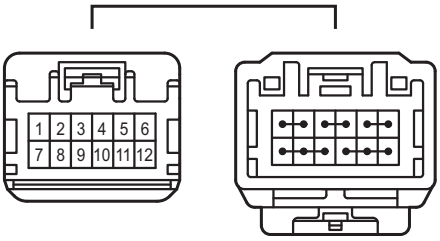

G82
White

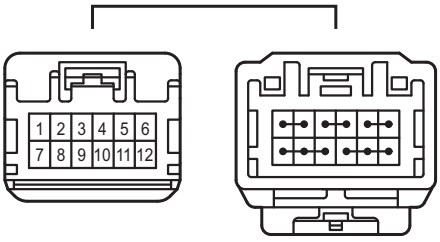

G85
Black

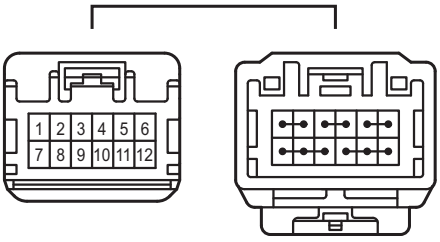

G86
Black

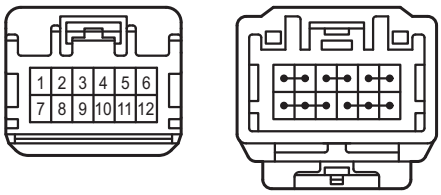

G87
Black

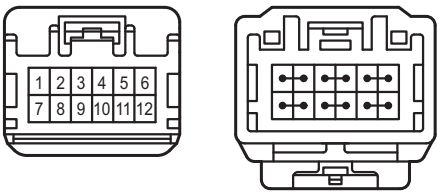

G88
Black

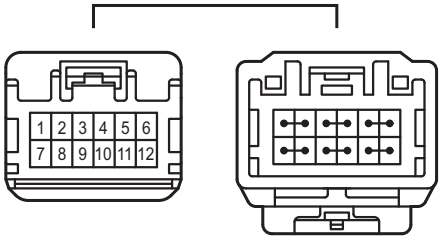

G91
Gray

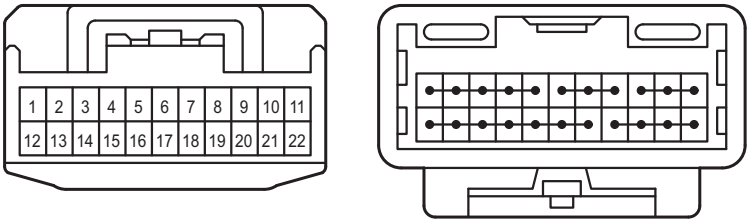

G92
White

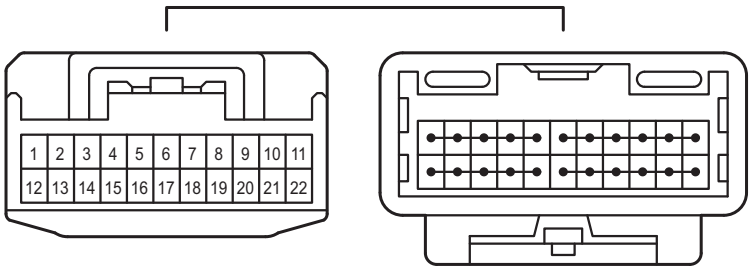

G94
White

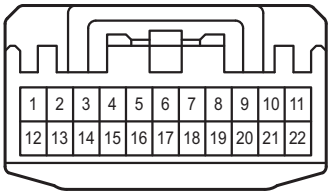

G97
White

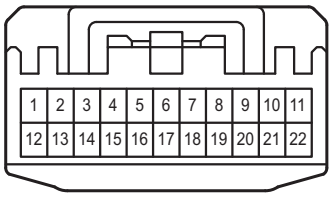

G98
White

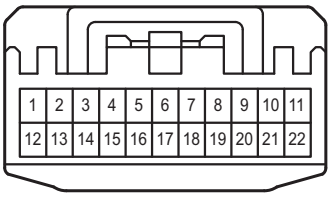

G100
Gray

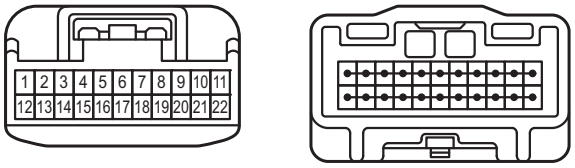

G104
White

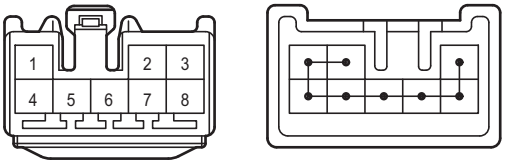

G106
White

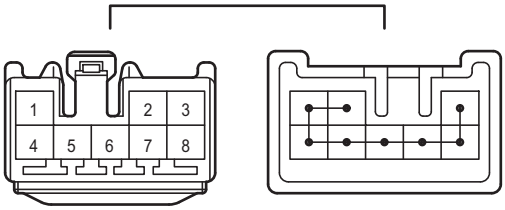

G119
White

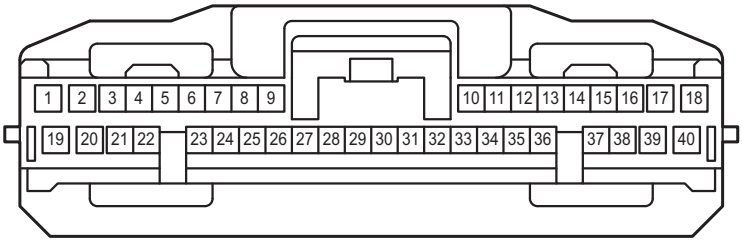

G120
White

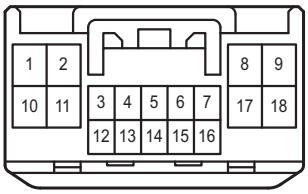

G127
Black

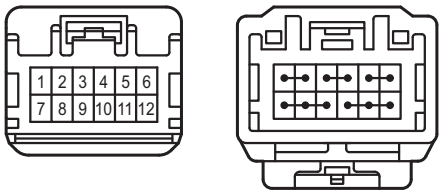

G128
Black

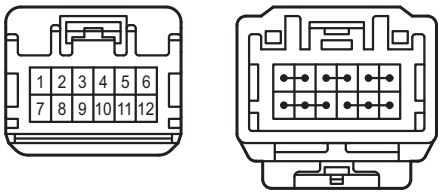

G129
Black

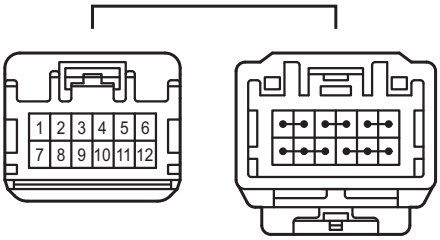

G130
White

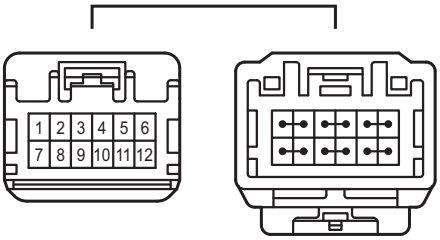

G131
White

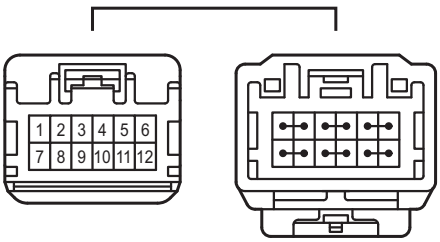

G132
Gray

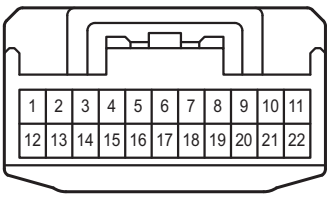

G134
Gray

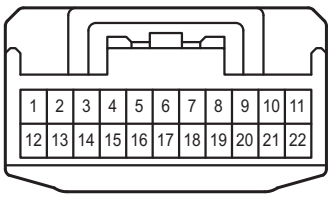

G140
Black

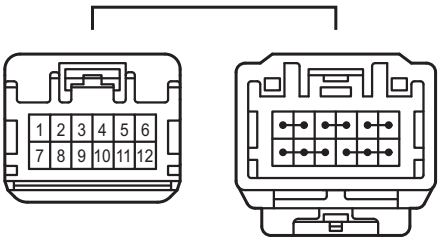

G141
Black

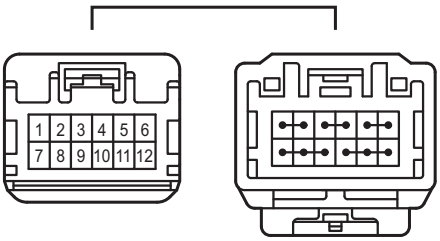

G142
White

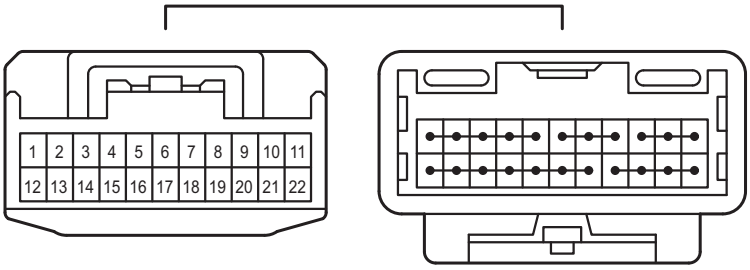

G143
Black

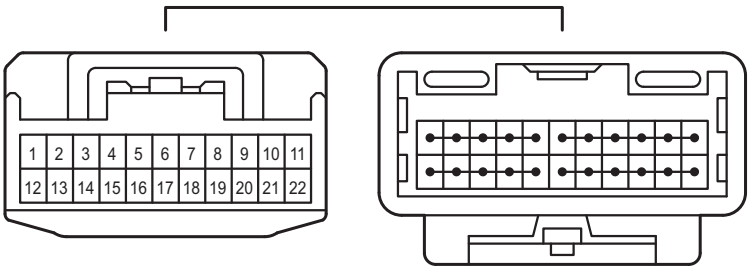

G145
Gray

G146
Gray

G159
Gray



G164
Black

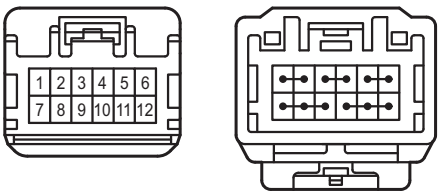

G165
Black

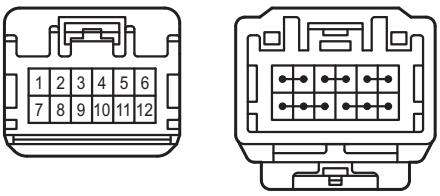

G166
Blue

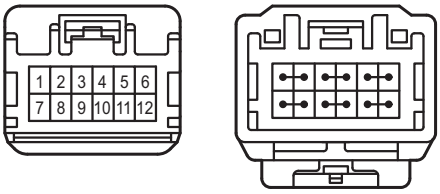

G167
Blue

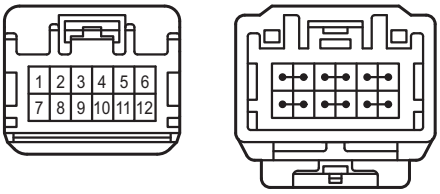

G168
Blue

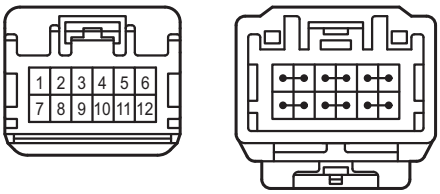

G169
Blue

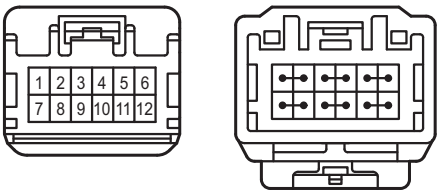

G171
Gray

G172
Gray

Q31
Blue

R21
Blue

R22
Blue

R27
Dark Gray

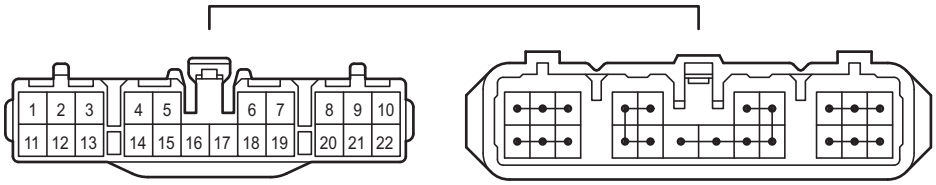

R28
White

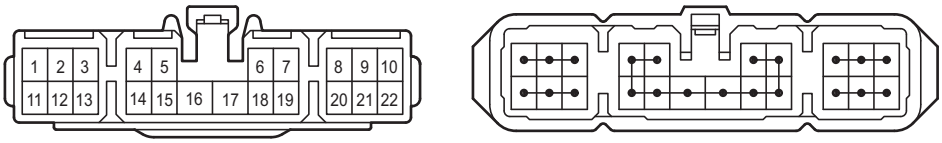

R31
White

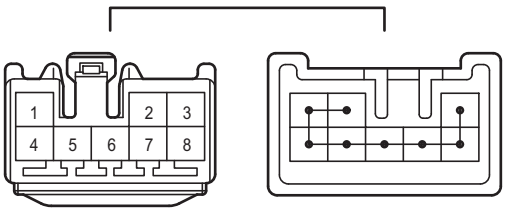

Z1
Gray

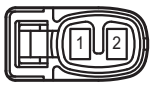

z7
White

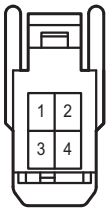

z8
White

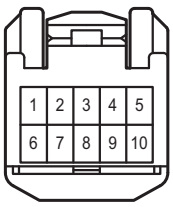

1B
White



2A
White

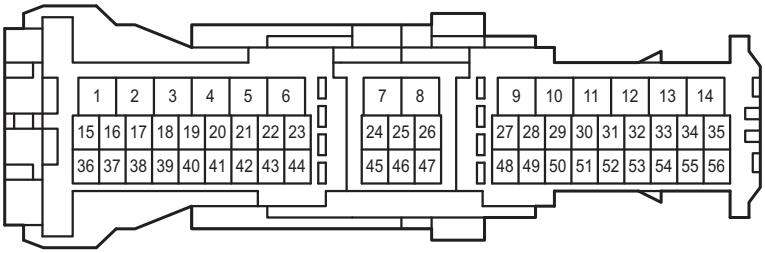

2D
White

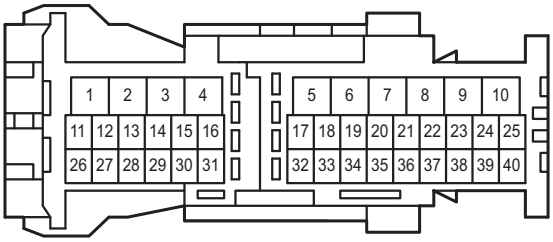

2F
White

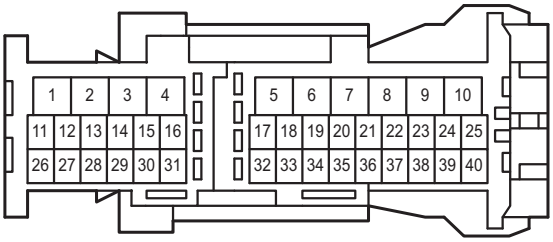

3A
White

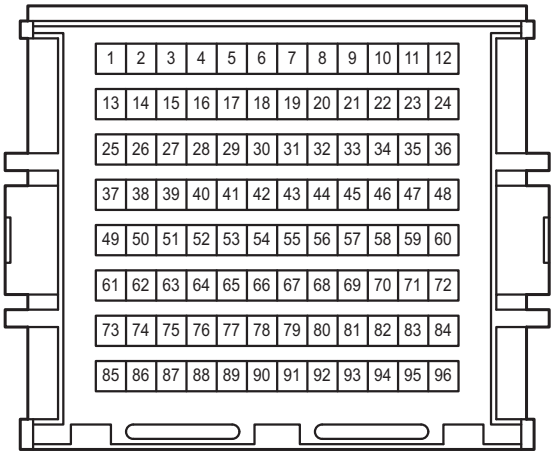

3B
White

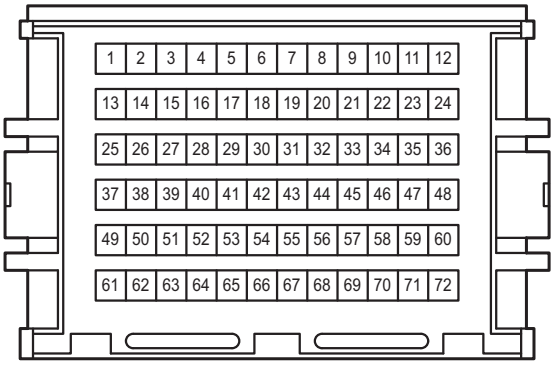

3C
White

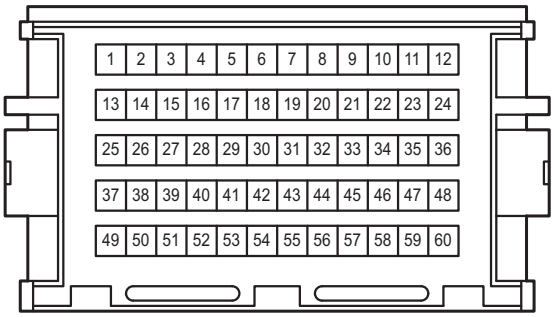

4A
White

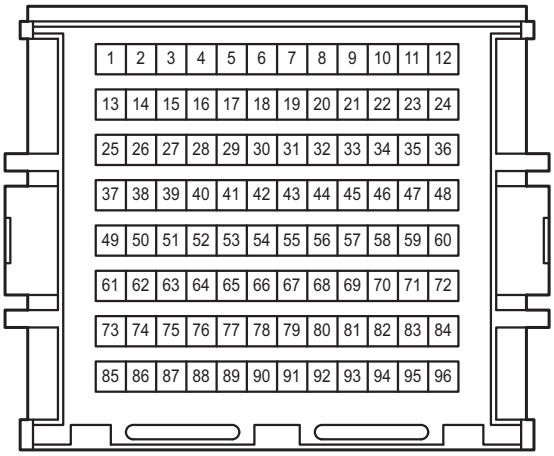

4B
White

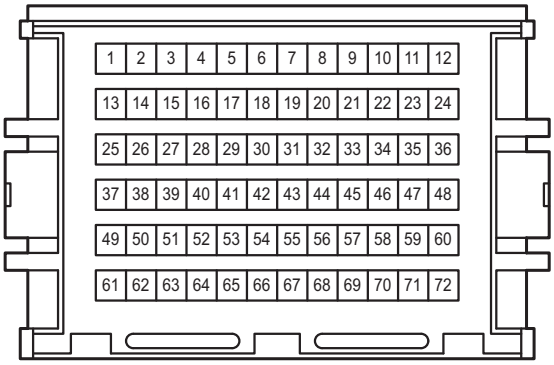

4C
White

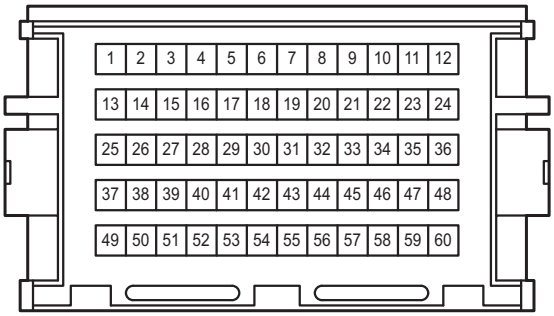

AQ1
White

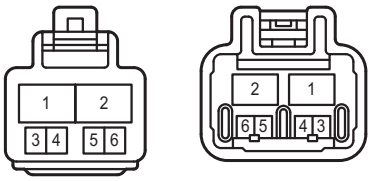

AR1
White

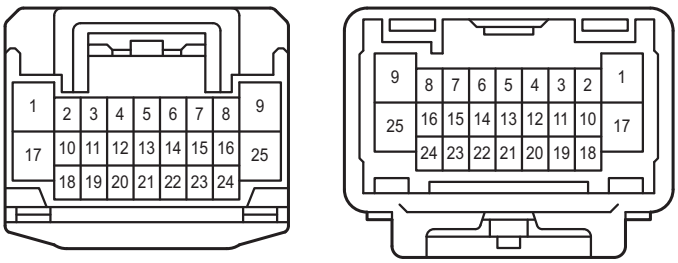

CG2
White

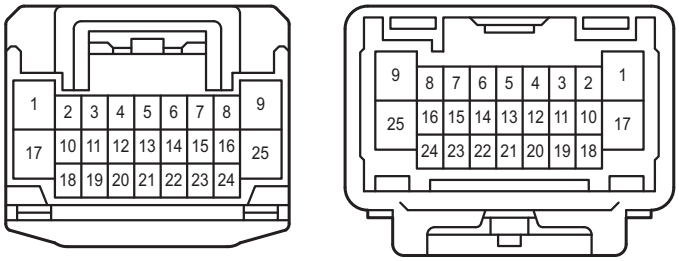

GA1
White

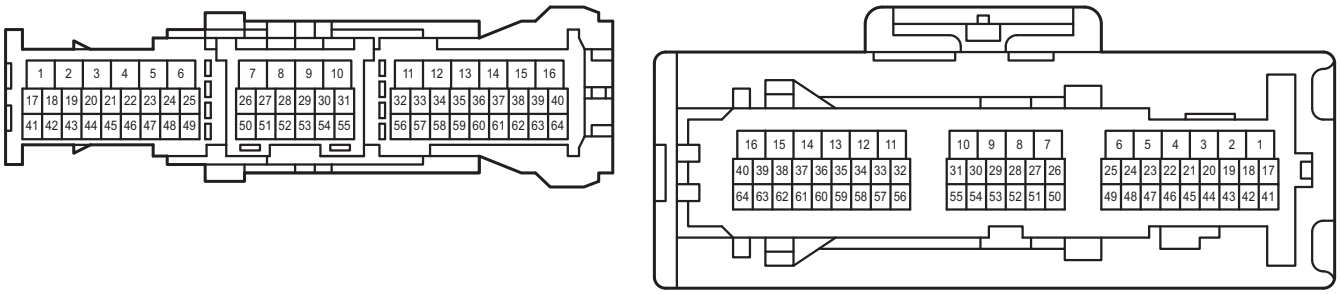

GA2
White

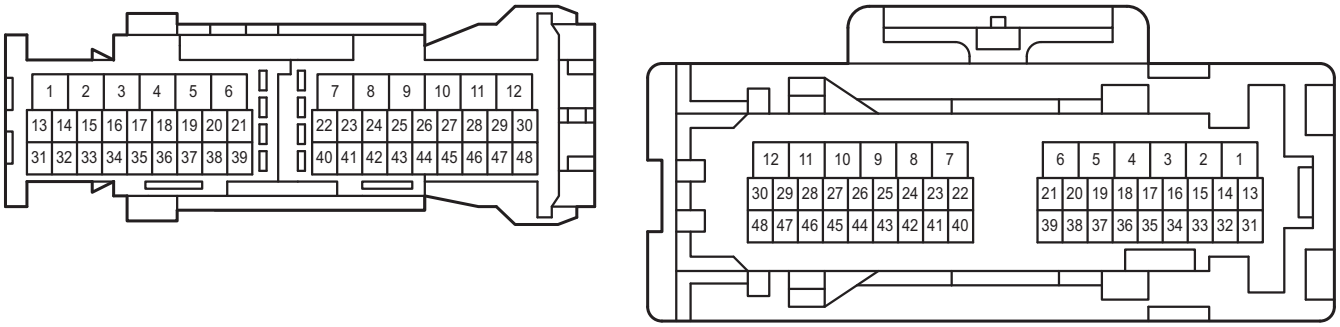

GA6
White

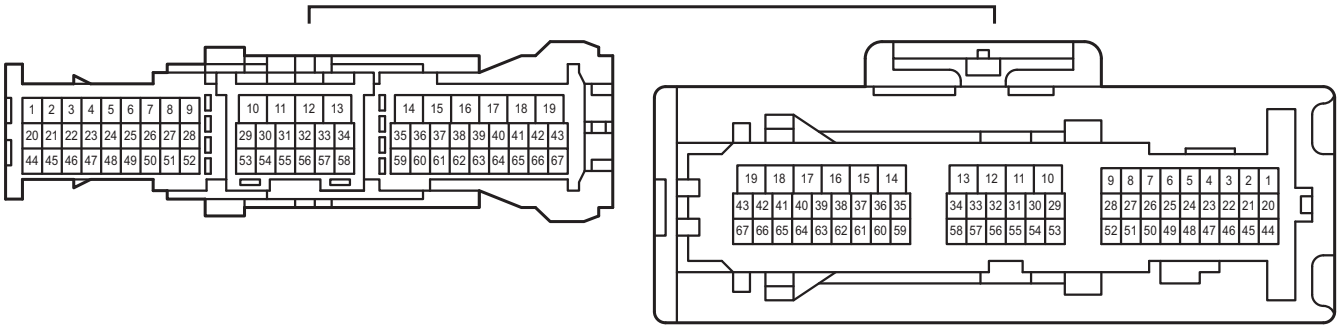

GA7
Black

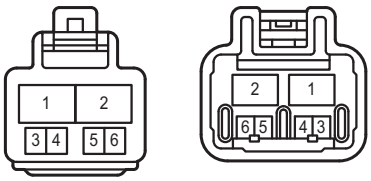

RQ1
White

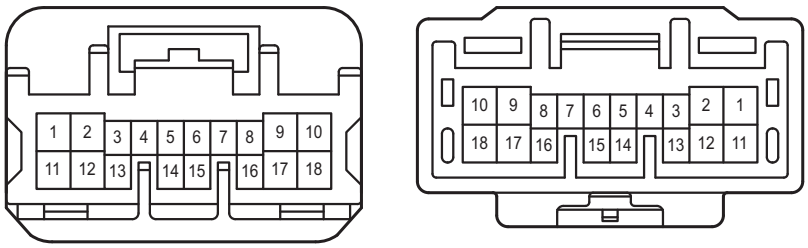

XQ2
White

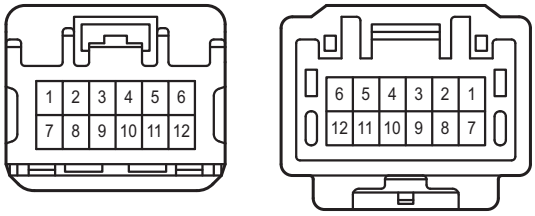

YX1
White

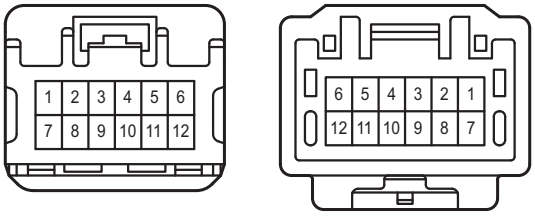

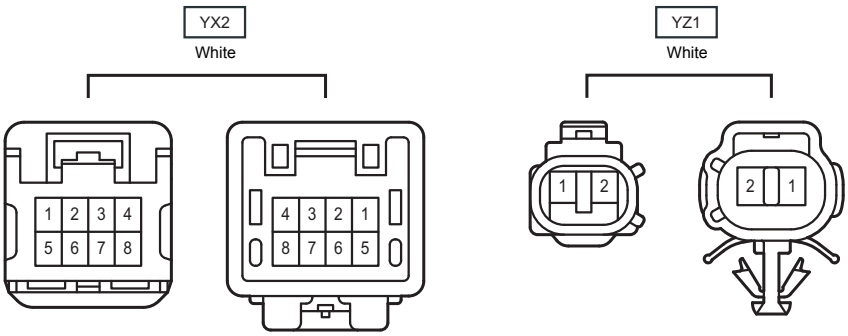
YX2
White
1 2 3 4
5 6 7 8
4 3 2 1
8 7 6 5
YZ1
White
1 2
2 1