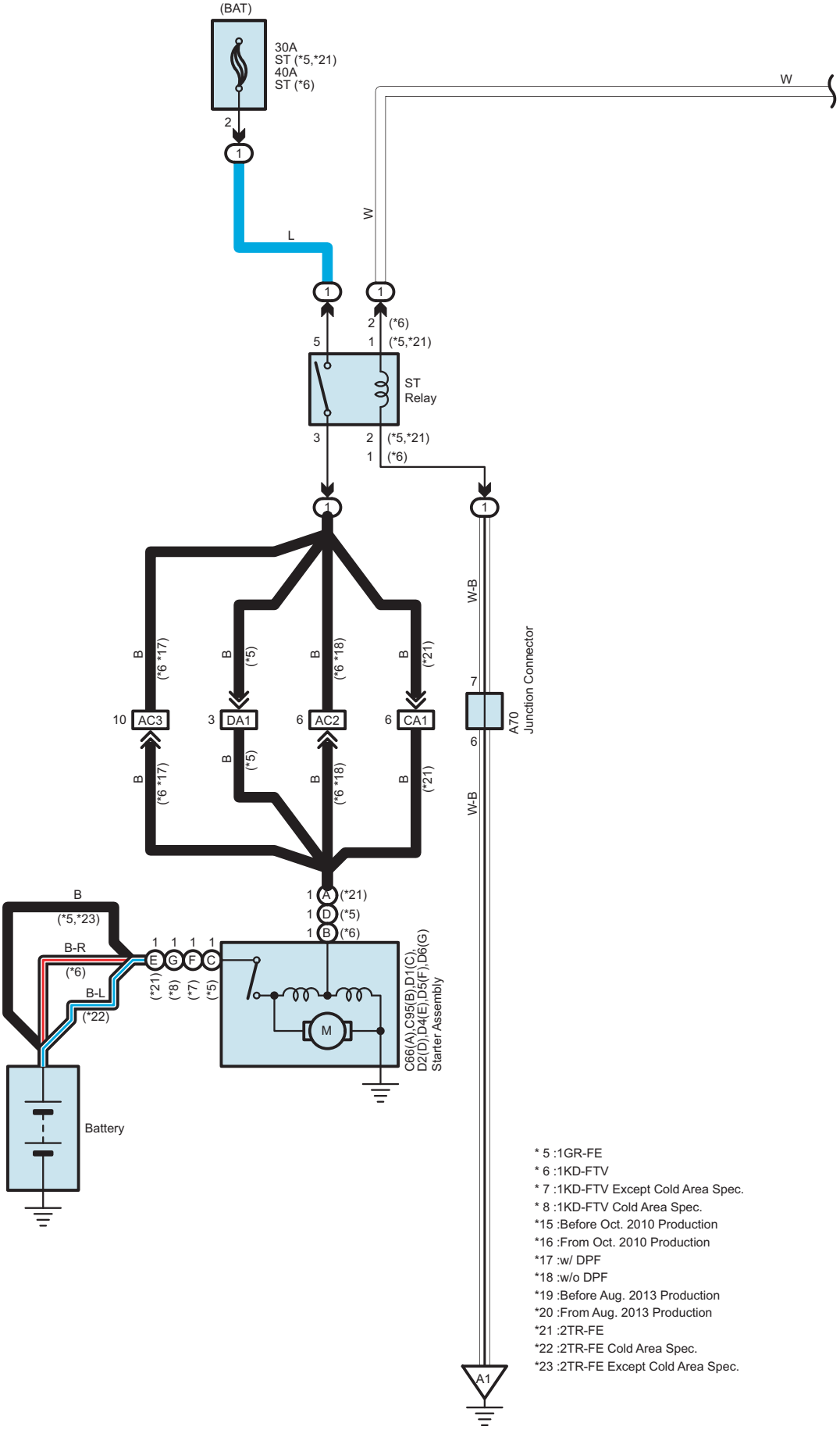
(BAT)
30A
ST (*5,*21)
40A
ST (*6)
W
L
ST
Relay
(*6)
(*5,*21)
(*5,*21)
(*6)
AC3
DA1
AC2
CA1
(*6 *17)
(*5)
(*6 *18)
(*21)
W-B
A70
Junction Connector
(*21)
(*5)
(*6)
B
(*5,*23)
B-R
(*6)
B-L
(*22)
(*21)
(*8)
(*7)
(*5)
C66(A),C95(B),D1(C),
D2(D),D4(E),D5(F),D6(G)
Starter Assembly
Battery
A1
* 5 :1GR-FE
* 6 :1KD-FTV
* 7 :1KD-FTV Except Cold Area Spec.
* 8 :1KD-FTV Cold Area Spec.
*15 :Before Oct. 2010 Production
*16 :From Oct. 2010 Production
*17 :w/ DPF
*18 :w/o DPF
*19 :Before Aug. 2013 Production
*20 :From Aug. 2013 Production
*21 :2TR-FE
*22 :2TR-FE Cold Area Spec.
*23 :2TR-FE Except Cold Area Spec.

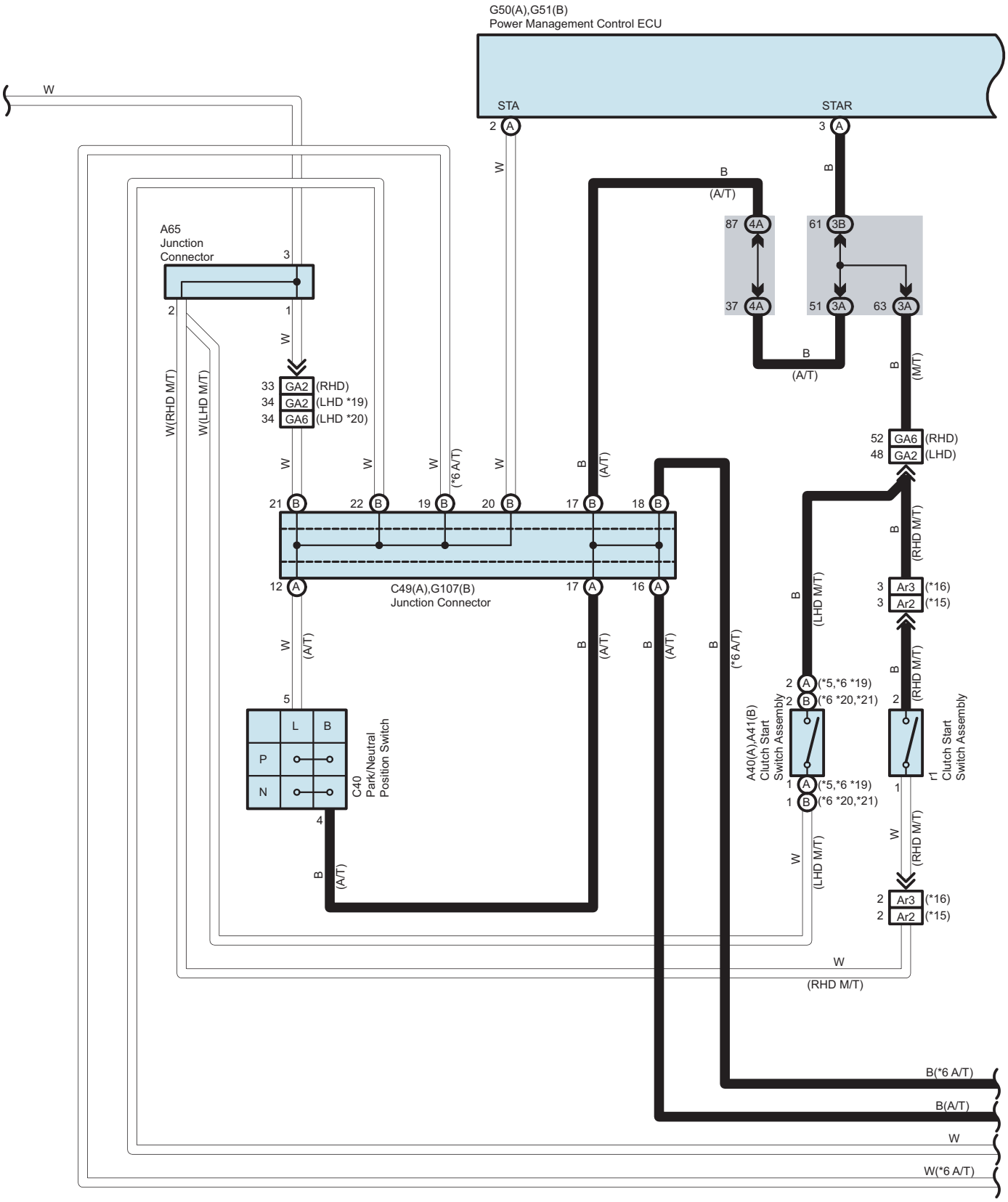
G50(A),G51(B)
Power Management Control ECU
STA
STAR
A65
Junction
Connector
33 GA2 (RHD)
34 GA2 (LHD *19)
34 GA6 (LHD *20)
52 GA6 (RHD)
48 GA2 (LHD)
C49(A),G107(B)
Junction Connector
C40
Park/Neutral
Position Switch
A40(A),A41(B)
Clutch Start
Switch Assembly
r1
Clutch Start
Switch Assembly
B(*6 A/T)
B(A/T)
W
W(*6 A/T)

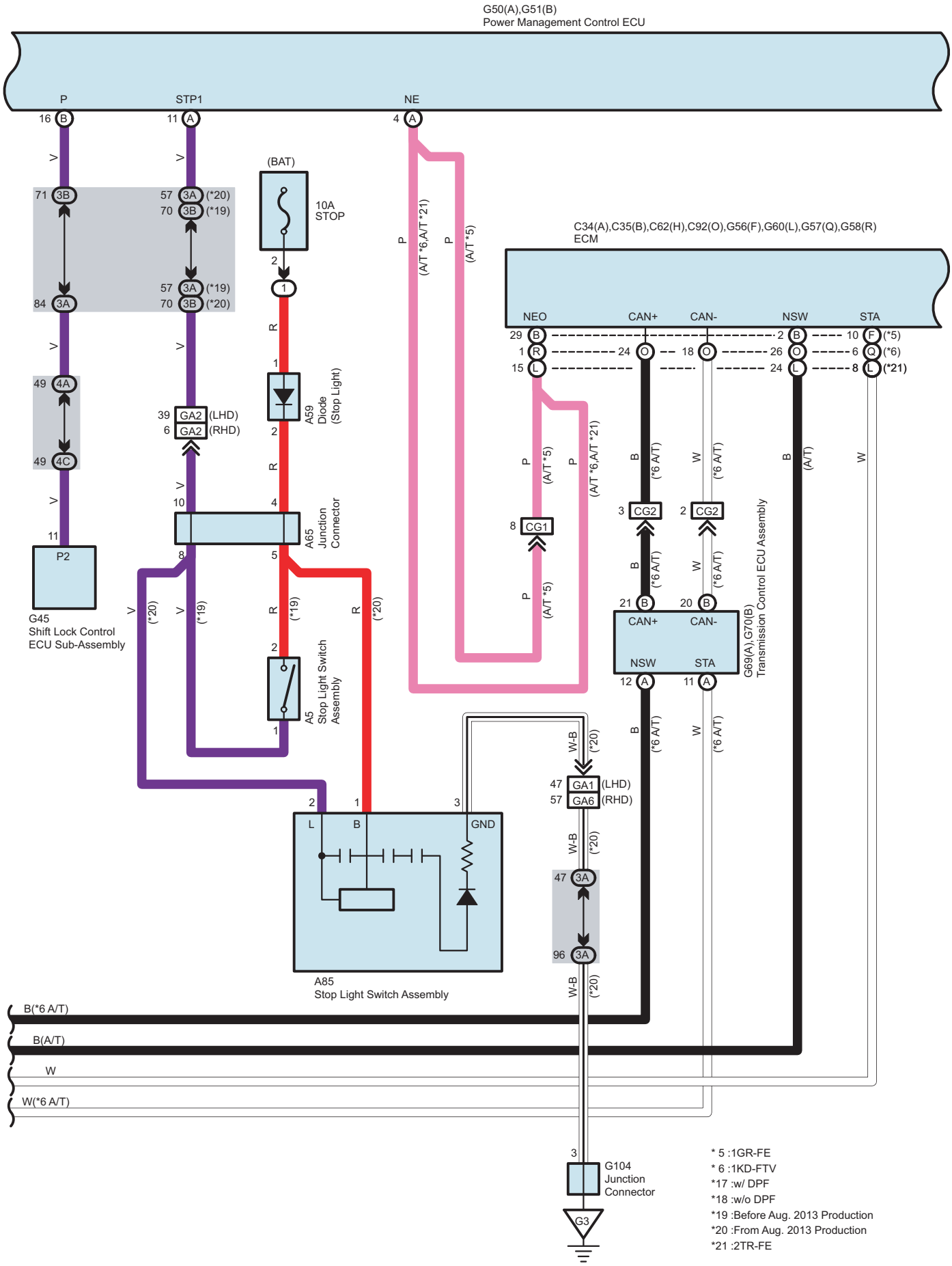

* 5 :1GR-FE
* 6 :1KD-FTV
*17 :w/ DPF
*18 :w/o DPF
*19 :Before Aug. 2013 Production
*20 :From Aug. 2013 Production
*21 :2TR-FE

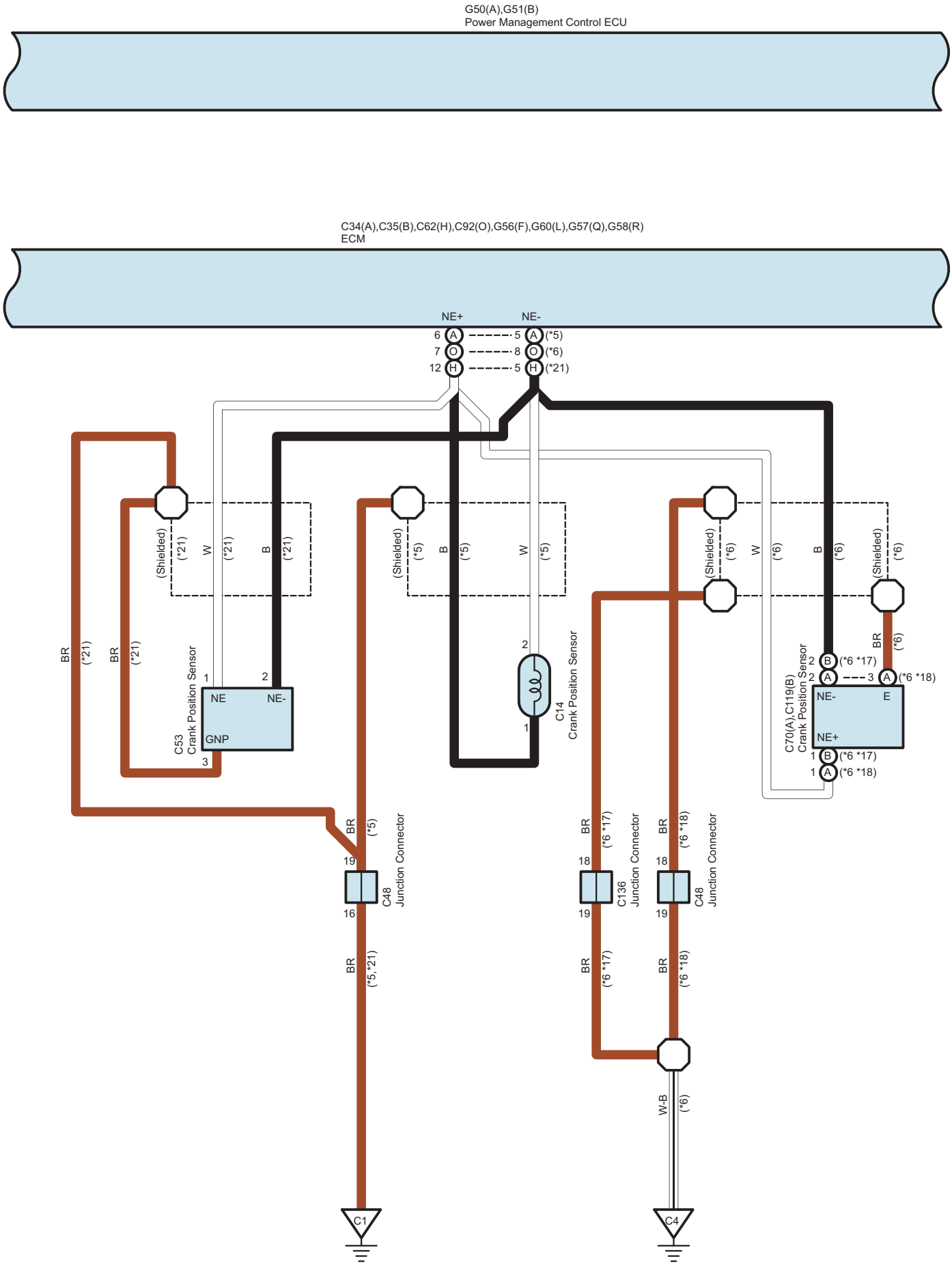
G50(A),G51(B)
Power Management Control ECU
C34(A),C35(B),C62(H),C92(O),G56(F),G60(L),G57(Q),G58(R)
ECM
NE+
NE-
6 A
7 O
12 H
5 A (*5)
8 O (*6)
5 H (*21)
(Shielded)
(*21)
W
B
(*5)
(*6)
BR
C53
Crank Position Sensor
NE
NE-
GNP
C14
Crank Position Sensor
C70(A),C119(B)
Crank Position Sensor
E
(*6 *17)
(*6 *18)
C48
Junction Connector
C136
Junction Connector
(*5,*21)
W-B
C1
C4

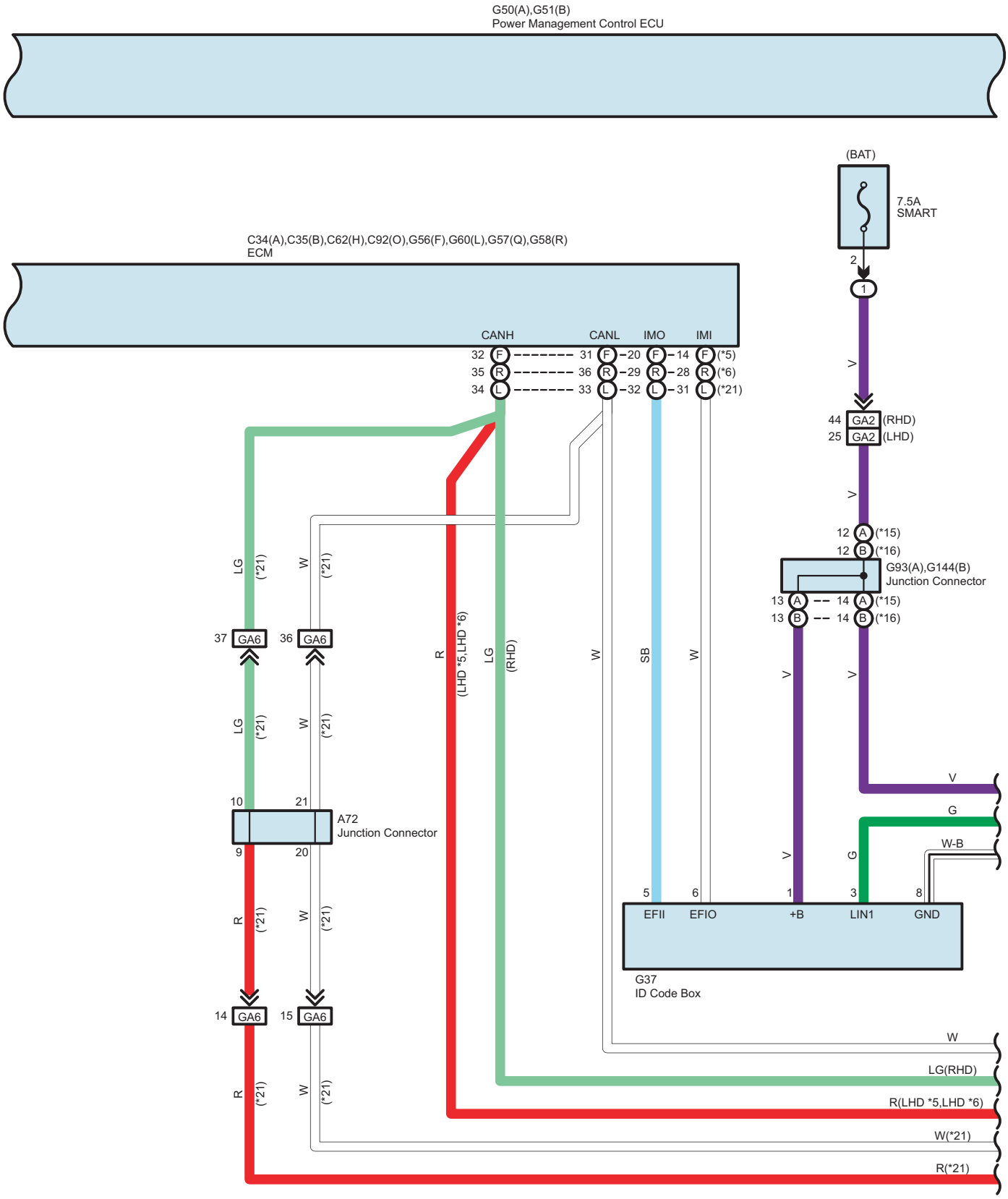

*5 :1GR-FE
*6 :1KD-FTV
*15 :Before Oct. 2010 Production
*16 :From Oct. 2010 Production
*20 :From Aug. 2013 Production
*21 :2TR-FE

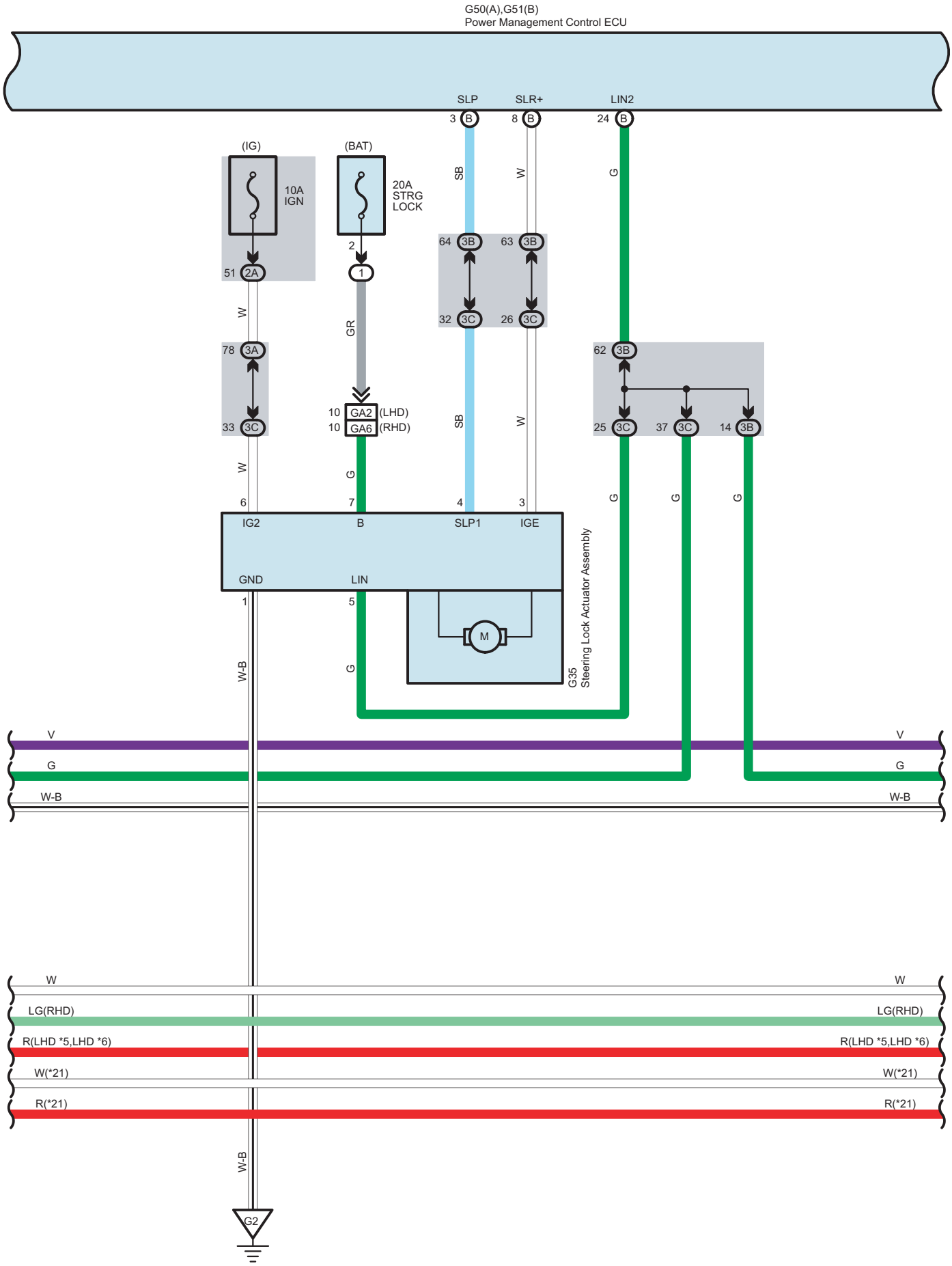
G50(A),G51(B)
Power Management Control ECU
SLP
SLR+
LIN2
3 B
8 B
24 B
(IG)
(BAT)
10A
IGN
20A
STRG
LOCK
SB
W
G
64 3B
63 3B
32 3C
26 3C
51 2A
2
1
W
GR
78 3A
33 3C
10 GA2 (LHD)
10 GA6 (RHD)
62 3B
25 3C
37 3C
14 3B
W
G
6
7
4
3
IG2
B
SLP1
IGE
GND
LIN
1
5
M
W-B
G
G35
Steering Lock Actuator Assembly
V
G
W-B
W
LG(RHD)
R(LHD *5,LHD *6)
W(*21)
R(*21)
G2

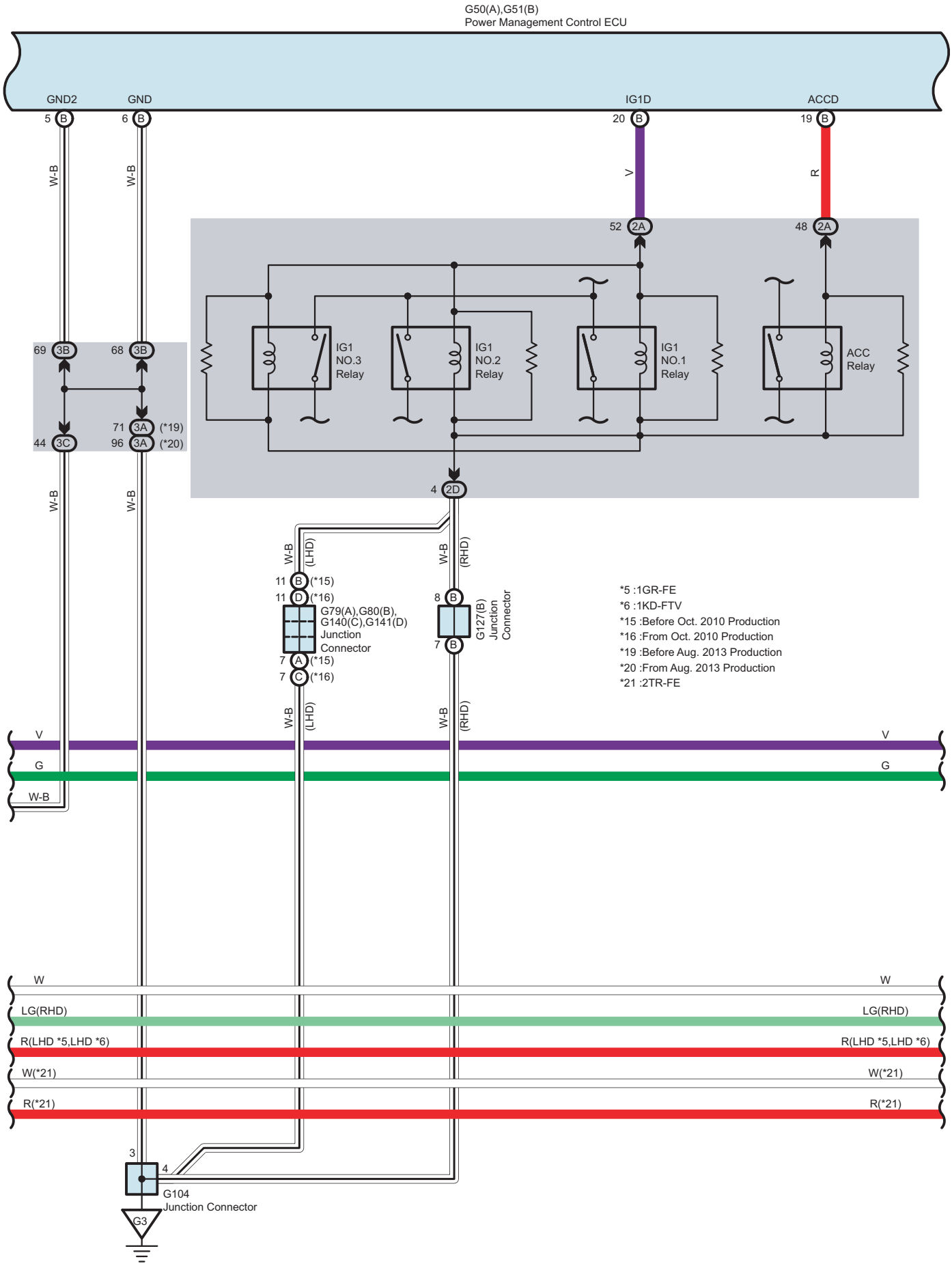
G50(A),G51(B)
Power Management Control ECU
GND2
GND
IG1D
ACCD
5 B
6 B
20 B
19 B
W-B
V
R
52 2A
48 2A
IG1
NO.3
Relay
IG1
NO.2
Relay
IG1
NO.1
Relay
ACC
Relay
69 3B
68 3B
71 3A (*19)
44 3C
96 3A (*20)
4 2D
(LHD)
(RHD)
11 B (*15)
11 D (*16)
G79(A),G80(B),
G140(C),G141(D)
Junction
Connector
7 A (*15)
7 C (*16)
8 B
7 B
G127(B)
Junction
Connector
*5 :1GR-FE
*6 :1KD-FTV
*15 :Before Oct. 2010 Production
*16 :From Oct. 2010 Production
*19 :Before Aug. 2013 Production
*20 :From Aug. 2013 Production
*21 :2TR-FE
V
G
W-B
W
LG(RHD)
R(LHD *5,LHD *6)
W(*21)
R(*21)
3
4
G104
Junction Connector
G3

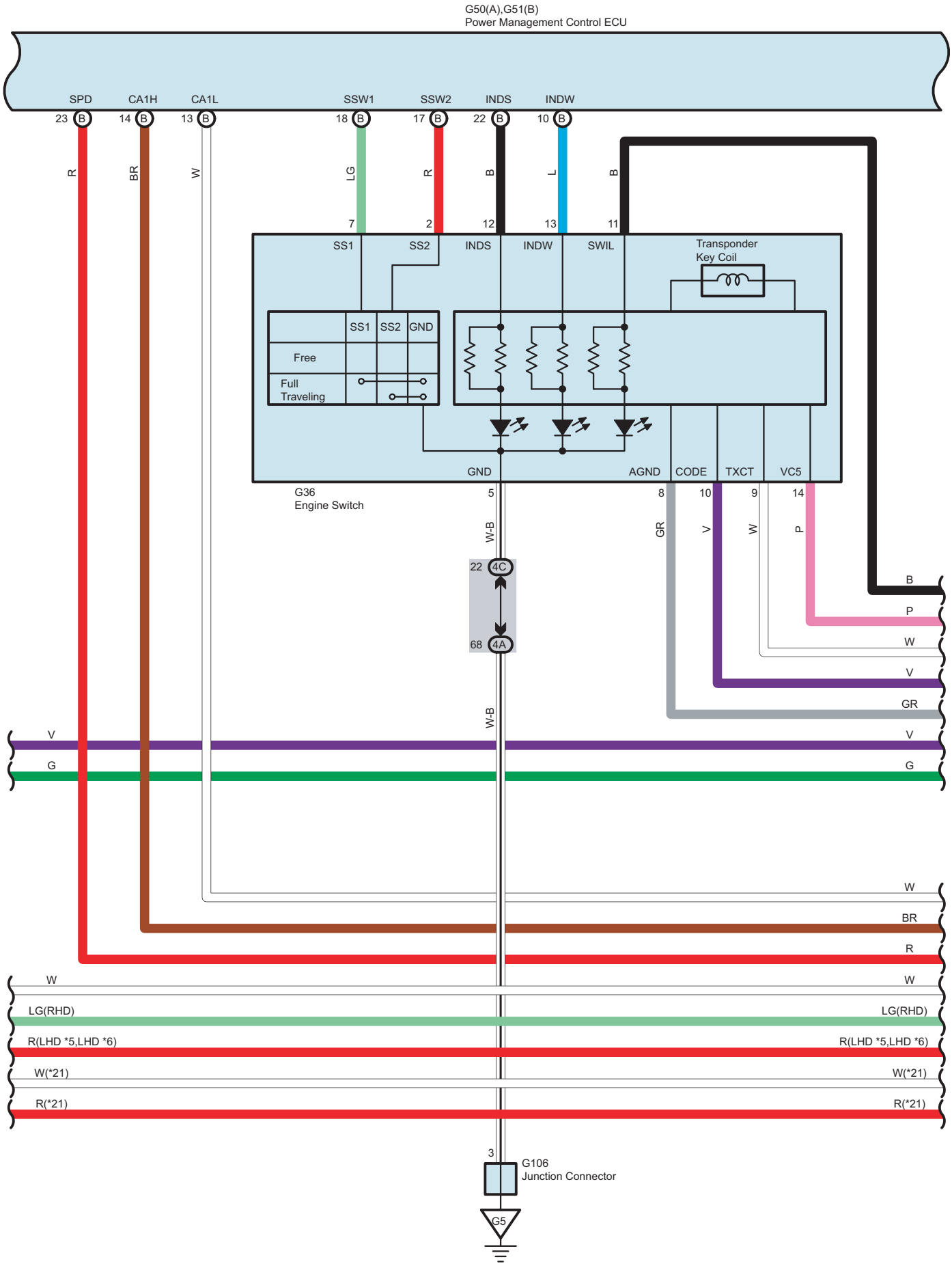
G50(A),G51(B)
Power Management Control ECU
SPD
CA1H
CA1L
SSW1
SSW2
INDS
INDW
23 B
14 B
13 B
18 B
17 B
22 B
10 B
R
BR
W
LG
R
B
L
B
7
2
12
13
11
SS1
SS2
INDS
INDW
SWIL
Transponder
Key Coil
SS1
SS2
GND
Free
Full
Traveling
GND
AGND
CODE
TXCT
VC5
G36
Engine Switch
5
8
10
9
14
W-B
GR
V
W
P
22 4C
68 4A
W-B
B
P
W
V
GR
V
V
G
G
W
BR
R
W
W
LG(RHD)
LG(RHD)
R(LHD *5,LHD *6)
R(LHD *5,LHD *6)
W(*21)
W(*21)
R(*21)
R(*21)
3
G106
Junction Connector
G5

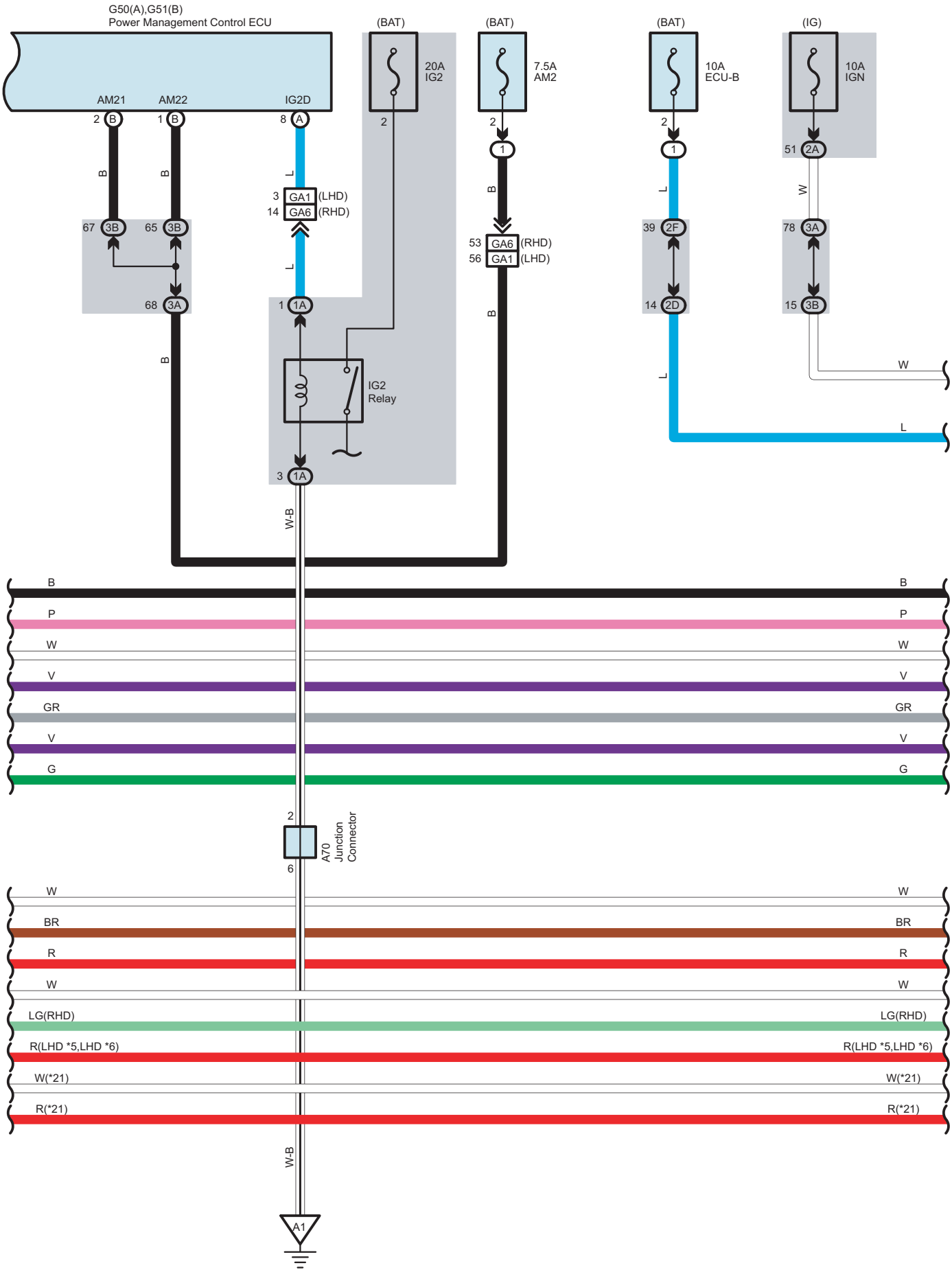
G50(A),G51(B)
Power Management Control ECU
AM21
AM22
IG2D
(BAT)
20A
IG2
(BAT)
7.5A
AM2
(BAT)
10A
ECU-B
(IG)
10A
IGN
GA1 (LHD)
GA6 (RHD)
IG2
Relay
A70
Junction
Connector
A1
W-B

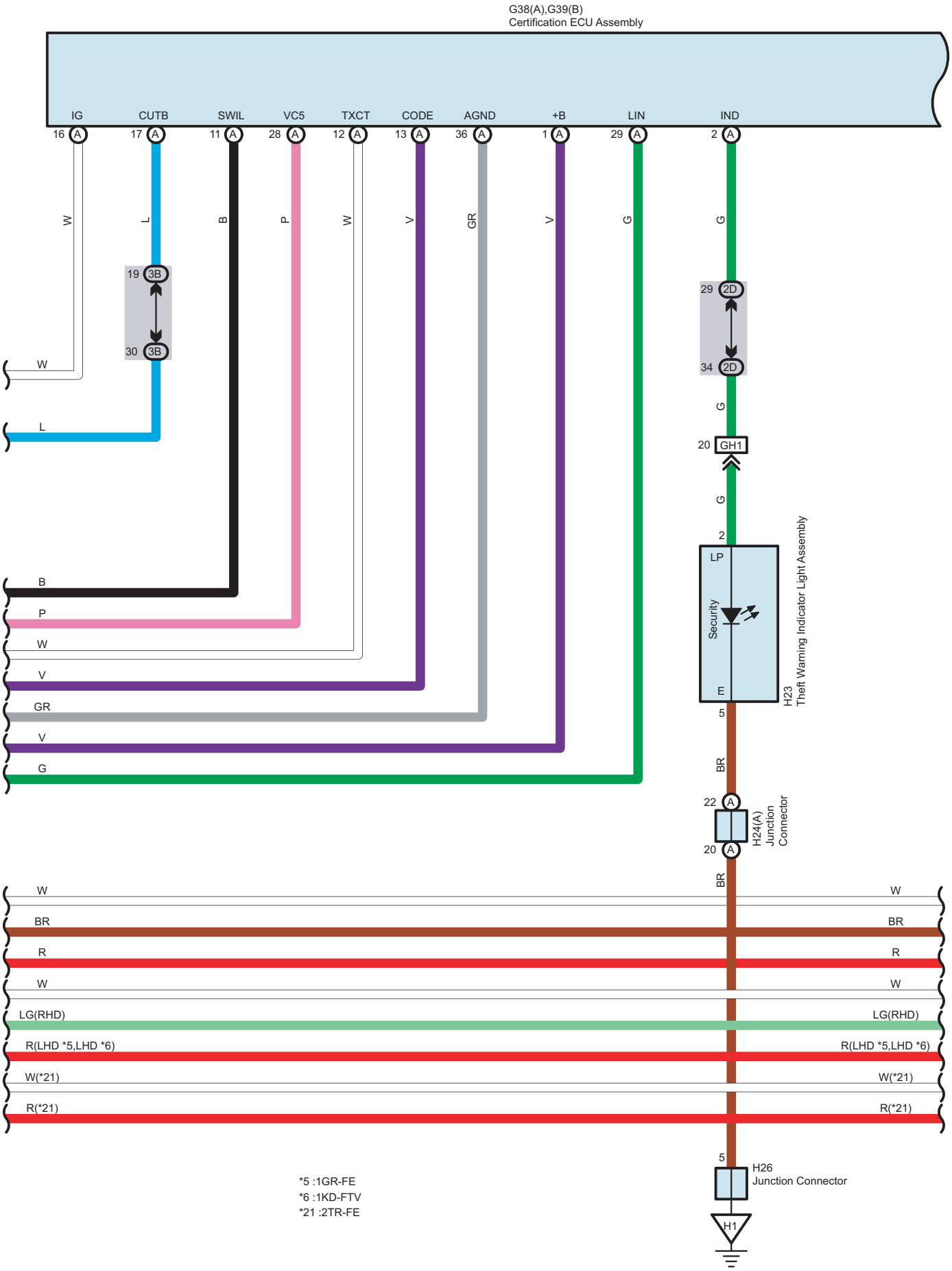
G38(A),G39(B)
Certification ECU Assembly
IG
CUTB
SWIL
VC5
TXCT
CODE
AGND
+B
LIN
IND
16 A
17 A
11 A
28 A
12 A
13 A
36 A
1 A
29 A
2 A
W
L
B
P
W
V
GR
V
G
G
19 3B
30 3B
29 2D
34 2D
20 GH1
2
LP
Security
E
H23
Theft Warning Indicator Light Assembly
5
BR
22 A
20 A
H24(A)
Junction
Connector
W
BR
R
W
LG(RHD)
R(LHD *5,LHD *6)
W(*21)
R(*21)
5
H26
Junction Connector
H1
*5 :1GR-FE
*6 :1KD-FTV
*21 :2TR-FE

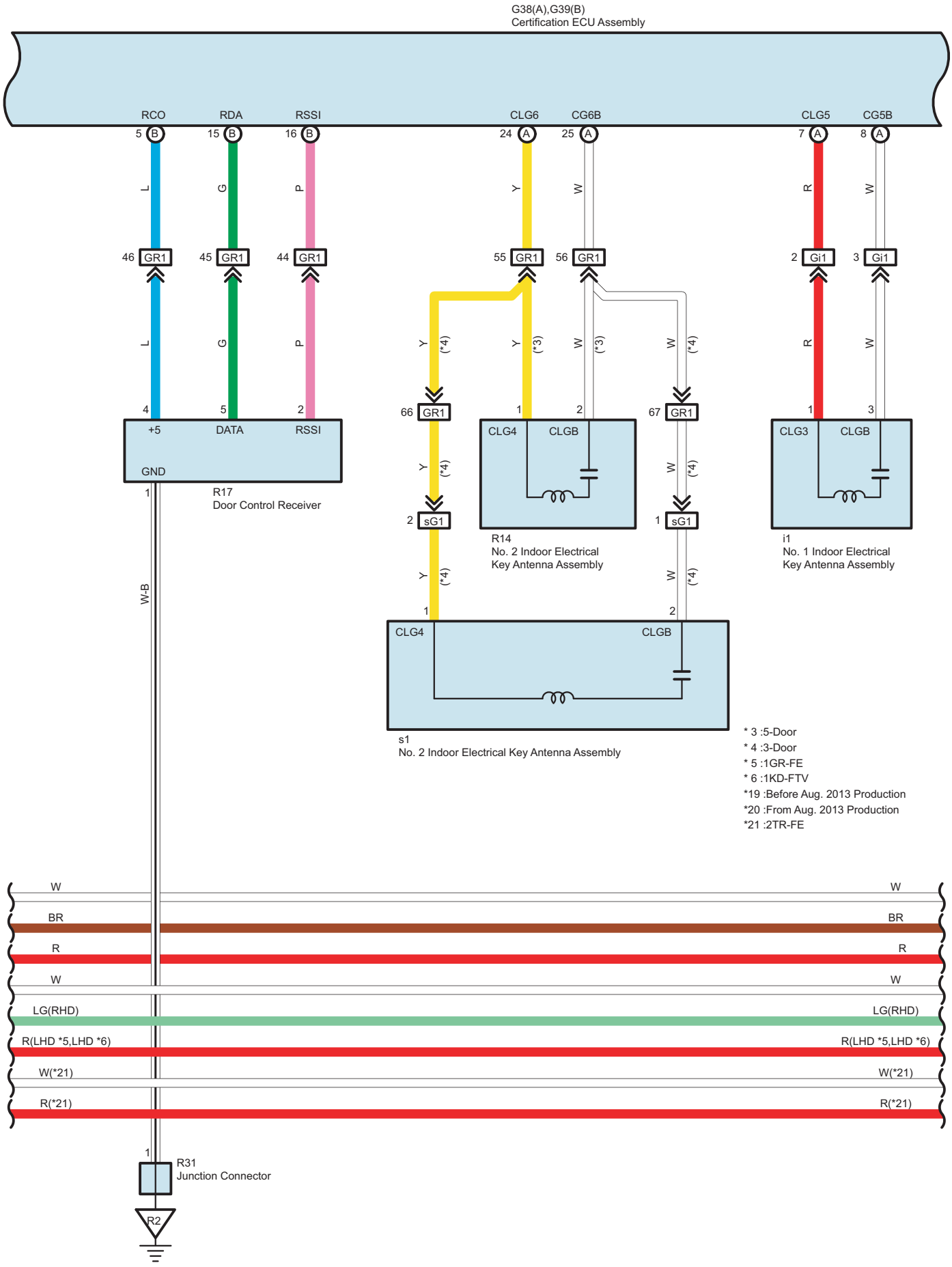
G38(A),G39(B)
Certification ECU Assembly
RCO
RDA
RSSI
CLG6
CG6B
CLG5
CG5B
5 B
15 B
16 B
24 A
25 A
7 A
8 A
L
G
P
Y
W
R
W
46 GR1
45 GR1
44 GR1
55 GR1
56 GR1
2 Gi1
3 Gi1
L
G
P
Y (*4)
Y (*3)
W (*3)
W (*4)
R
W
4
5
2
66 GR1
1
2
67 GR1
1
3
+5
DATA
RSSI
GND
CLG4
CLGB
CLG3
CLGB
1
R17
Door Control Receiver
Y (*4)
W (*4)
2 sG1
1 sG1
R14
No. 2 Indoor Electrical
Key Antenna Assembly
i1
No. 1 Indoor Electrical
Key Antenna Assembly
W-B
Y (*4)
W (*4)
1
2
CLG4
CLGB
s1
No. 2 Indoor Electrical Key Antenna Assembly
* 3 :5-Door
* 4 :3-Door
* 5 :1GR-FE
* 6 :1KD-FTV
*19 :Before Aug. 2013 Production
*20 :From Aug. 2013 Production
*21 :2TR-FE
W
BR
R
W
LG(RHD)
R(LHD *5,LHD *6)
W(*21)
R(*21)
1
R31
Junction Connector
R2

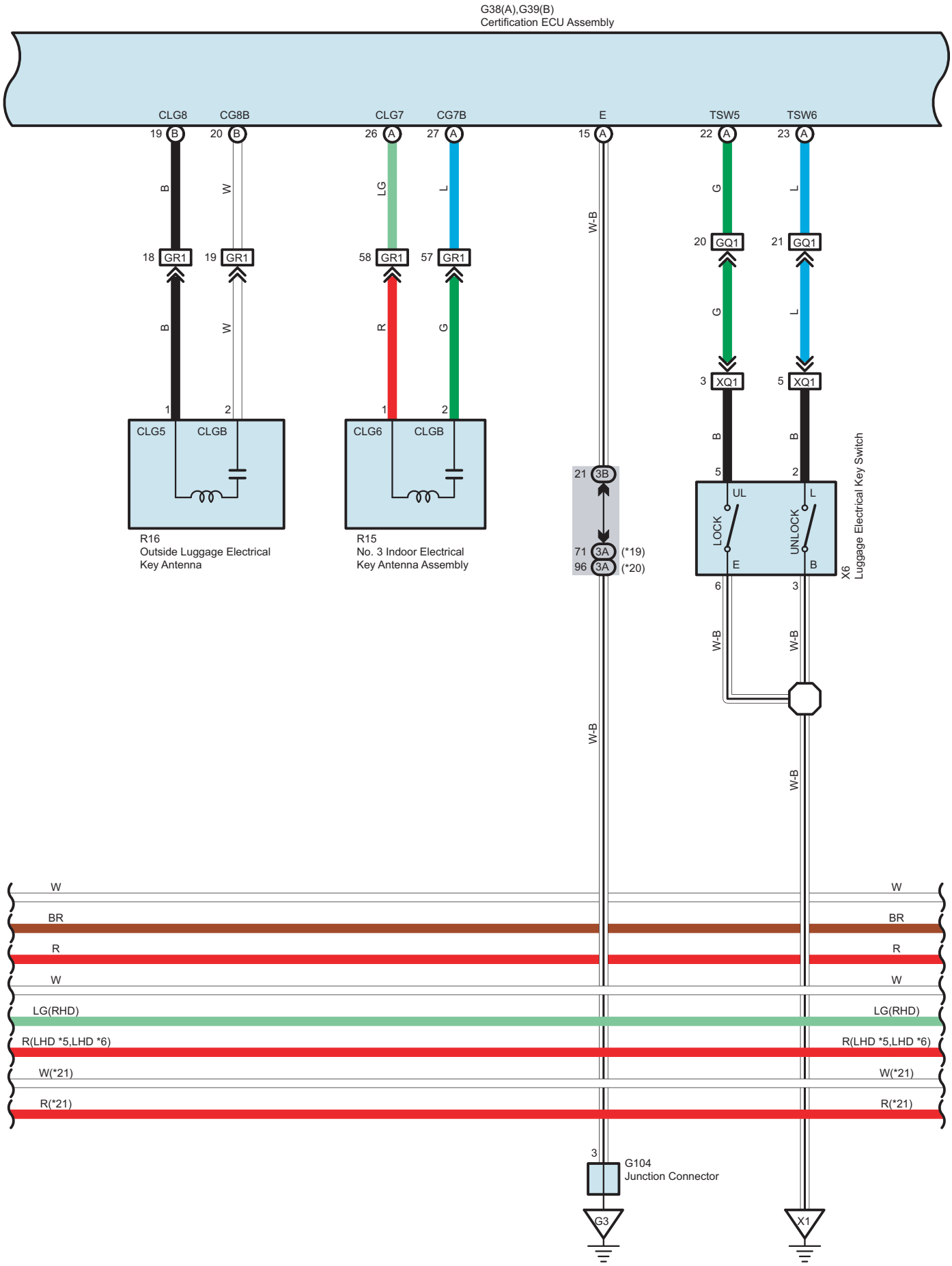
G38(A),G39(B)
Certification ECU Assembly
CLG8
CG8B
CLG7
CG7B
E
TSW5
TSW6
19 B
20 B
26 A
27 A
15 A
22 A
23 A
B
W
LG
L
W-B
G
L
18 GR1
19 GR1
58 GR1
57 GR1
20 GQ1
21 GQ1
B
W
R
G
G
L
3 XQ1
5 XQ1
1
2
1
2
CLG5
CLGB
CLG6
CLGB
B
B
21 3B
5
2
UL
L
LOCK
UNLOCK
E
B
X6
Luggage Electrical Key Switch
R16
Outside Luggage Electrical
Key Antenna
R15
No. 3 Indoor Electrical
Key Antenna Assembly
71 3A (*19)
96 3A (*20)
6
3
W-B
W-B
W-B
W-B
W
BR
R
W
LG(RHD)
R(LHD *5,LHD *6)
W(*21)
R(*21)
W
BR
R
W
LG(RHD)
R(LHD *5,LHD *6)
W(*21)
R(*21)
3
G104
Junction Connector
G3
X1

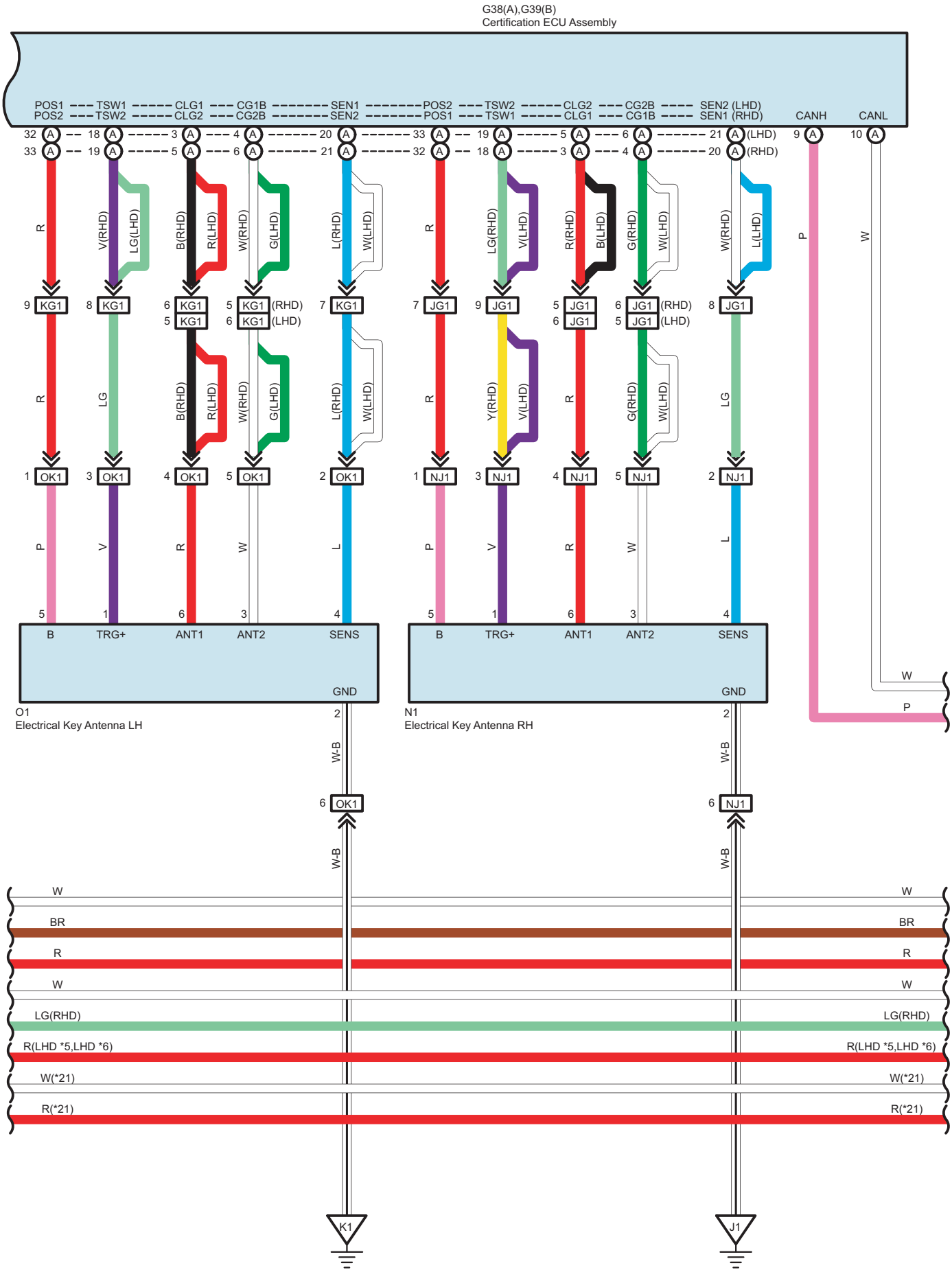
G38(A),G39(B)
Certification ECU Assembly
POS1 TSW1 CLG1 CG1B SEN1 POS2 TSW2 CLG2 CG2B SEN2 (LHD)
POS2 TSW2 CLG2 CG2B SEN2 POS1 TSW1 CLG1 CG1B SEN1 (RHD)
CANH
CANL
O1
Electrical Key Antenna LH
N1
Electrical Key Antenna RH
B
TRG+
ANT1
ANT2
SENS
GND
W-B
W
BR
R
LG(RHD)
R(LHD *5,LHD *6)
W(*21)
R(*21)
K1
J1

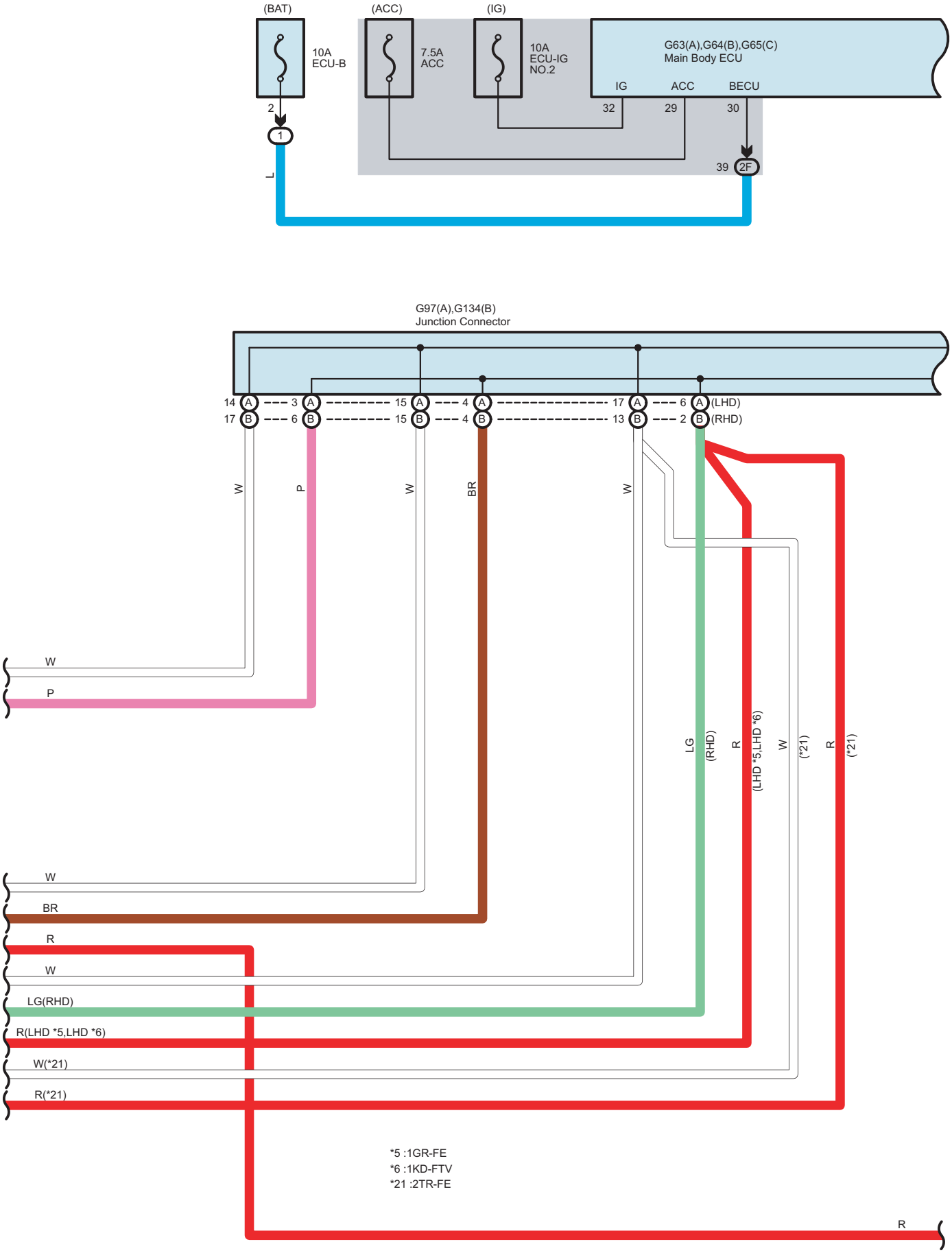
(BAT)
(ACC)
(IG)
10A
ECU-B
7.5A
ACC
10A
ECU-IG
NO.2
G63(A),G64(B),G65(C)
Main Body ECU
IG
ACC
BECU
2
1
32
29
30
39
2F
L
G97(A),G134(B)
Junction Connector
14 A
17 B
3 A
6 B
15 A
15 B
4 A
4 B
17 A
13 B
6 A (LHD)
2 B (RHD)
W
P
W
BR
W
W
P
W
BR
R
W
LG(RHD)
R(LHD *5,LHD *6)
W(*21)
R(*21)
LG
(RHD)
R
(LHD *5,LHD *6)
W
(*21)
R
(*21)
R
*5 :1GR-FE
*6 :1KD-FTV
*21 :2TR-FE

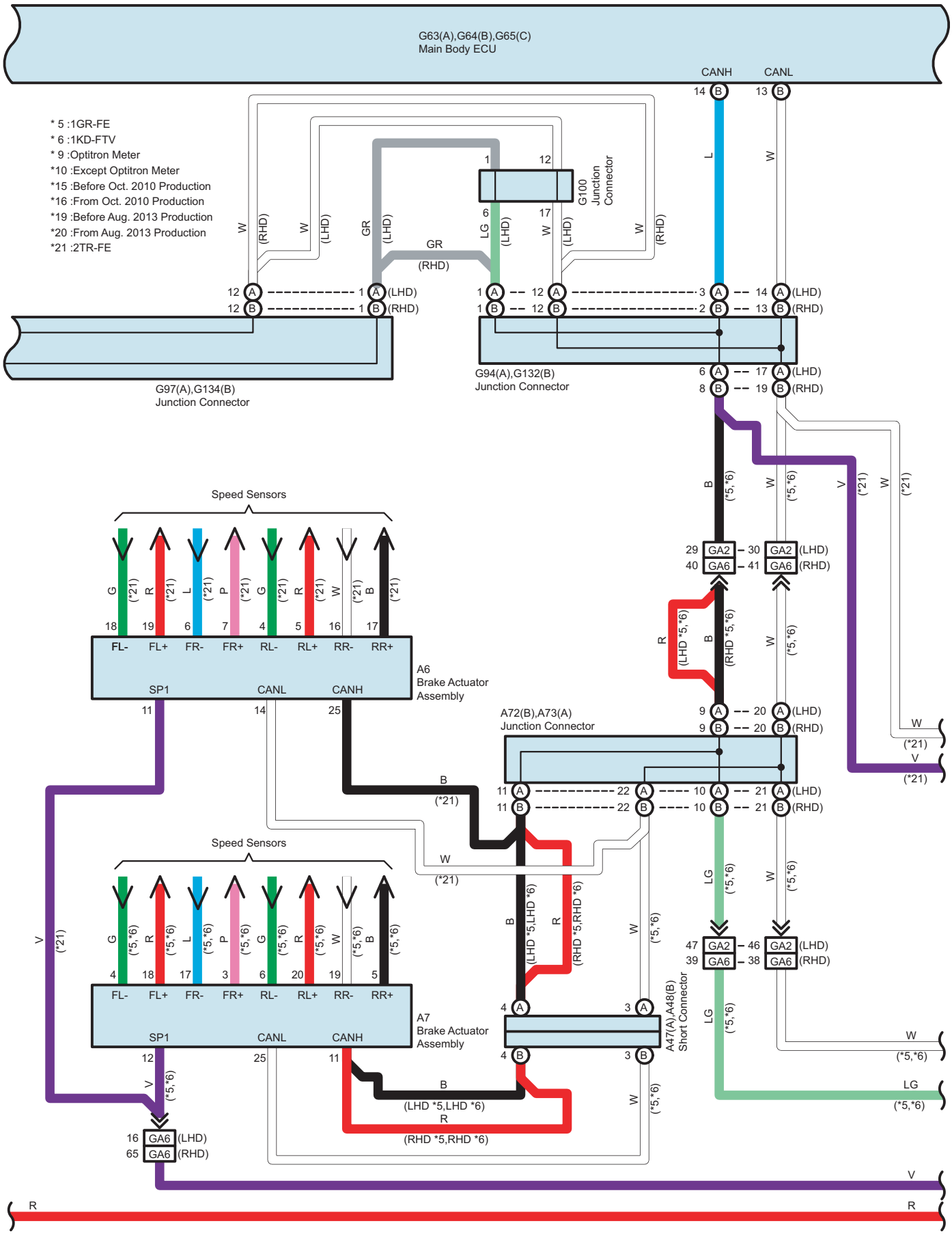
G63(A),G64(B),G65(C)
Main Body ECU
CANH
CANL
* 5 :1GR-FE
* 6 :1KD-FTV
* 9 :Optitron Meter
*10 :Except Optitron Meter
*15 :Before Oct. 2010 Production
*16 :From Oct. 2010 Production
*19 :Before Aug. 2013 Production
*20 :From Aug. 2013 Production
*21 :2TR-FE
G100
Junction
Connector
G97(A),G134(B)
Junction Connector
G94(A),G132(B)
Junction Connector
Speed Sensors
A6
Brake Actuator
Assembly
A72(B),A73(A)
Junction Connector
A7
Brake Actuator
Assembly
A47(A),A48(B)
Short Connector
FL-
FL+
FR-
FR+
RL-
RL+
RR-
RR+
SP1
CANL
CANH
GA2
GA6
(LHD)
(RHD)
(LHD *5,LHD *6)
(RHD *5,RHD *6)

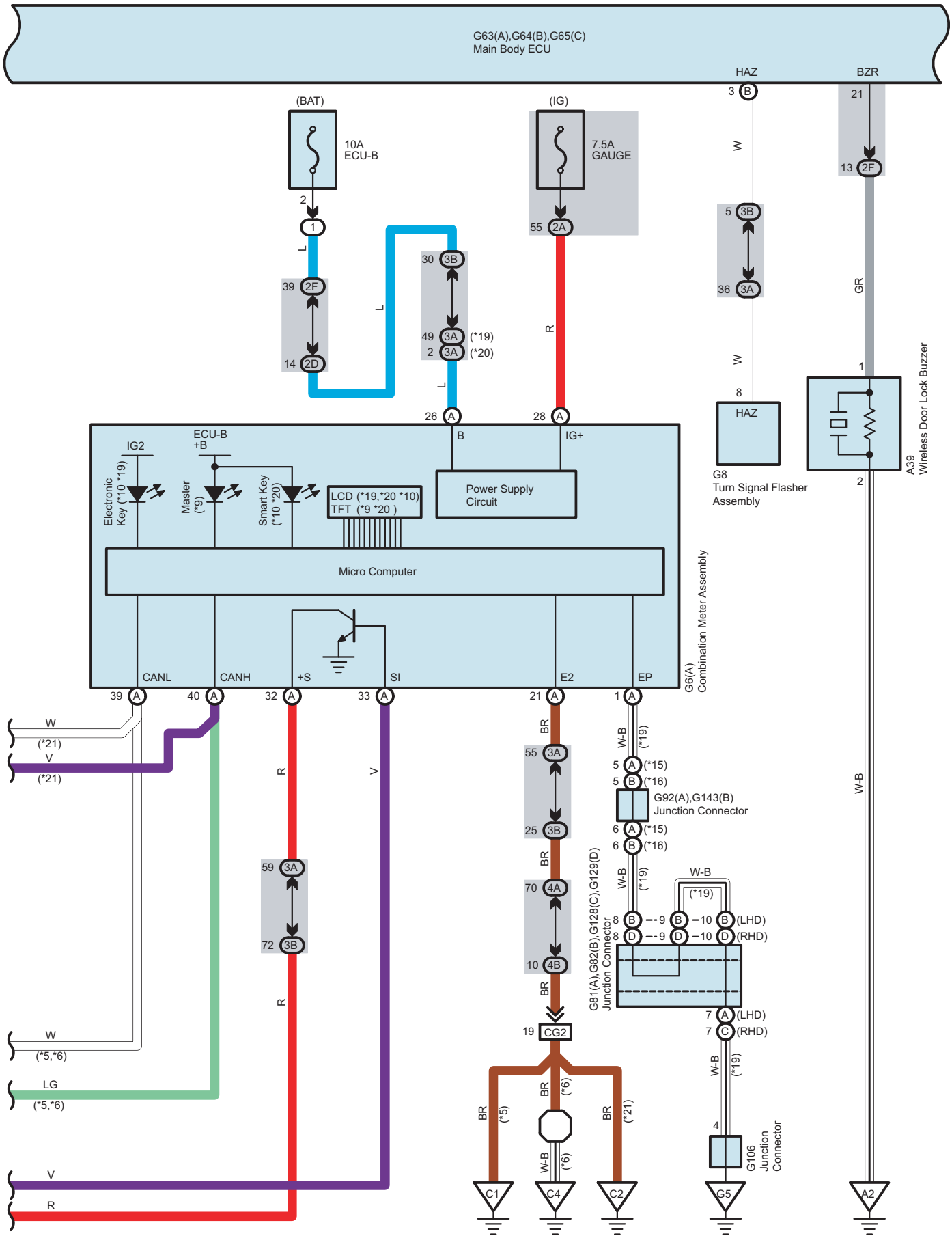
G63(A),G64(B),G65(C)
Main Body ECU
HAZ
BZR
(BAT)
10A
ECU-B
(IG)
7.5A
GAUGE
G8
Turn Signal Flasher
Assembly
A39
Wireless Door Lock Buzzer
IG2
ECU-B
+B
Electronic
Key (*10 *19)
Master
(*9)
Smart Key
(*10 *20)
LCD (*19,*20 *10)
TFT (*9 *20)
Power Supply
Circuit
IG+
Micro Computer
G6(A)
Combination Meter Assembly
CANL
CANH
+S
SI
E2
EP
G92(A),G143(B)
Junction Connector
G81(A),G82(B),G128(C),G129(D)
Junction Connector
CG2
G106
Junction
Connector
C1
C4
C2
G5
A2

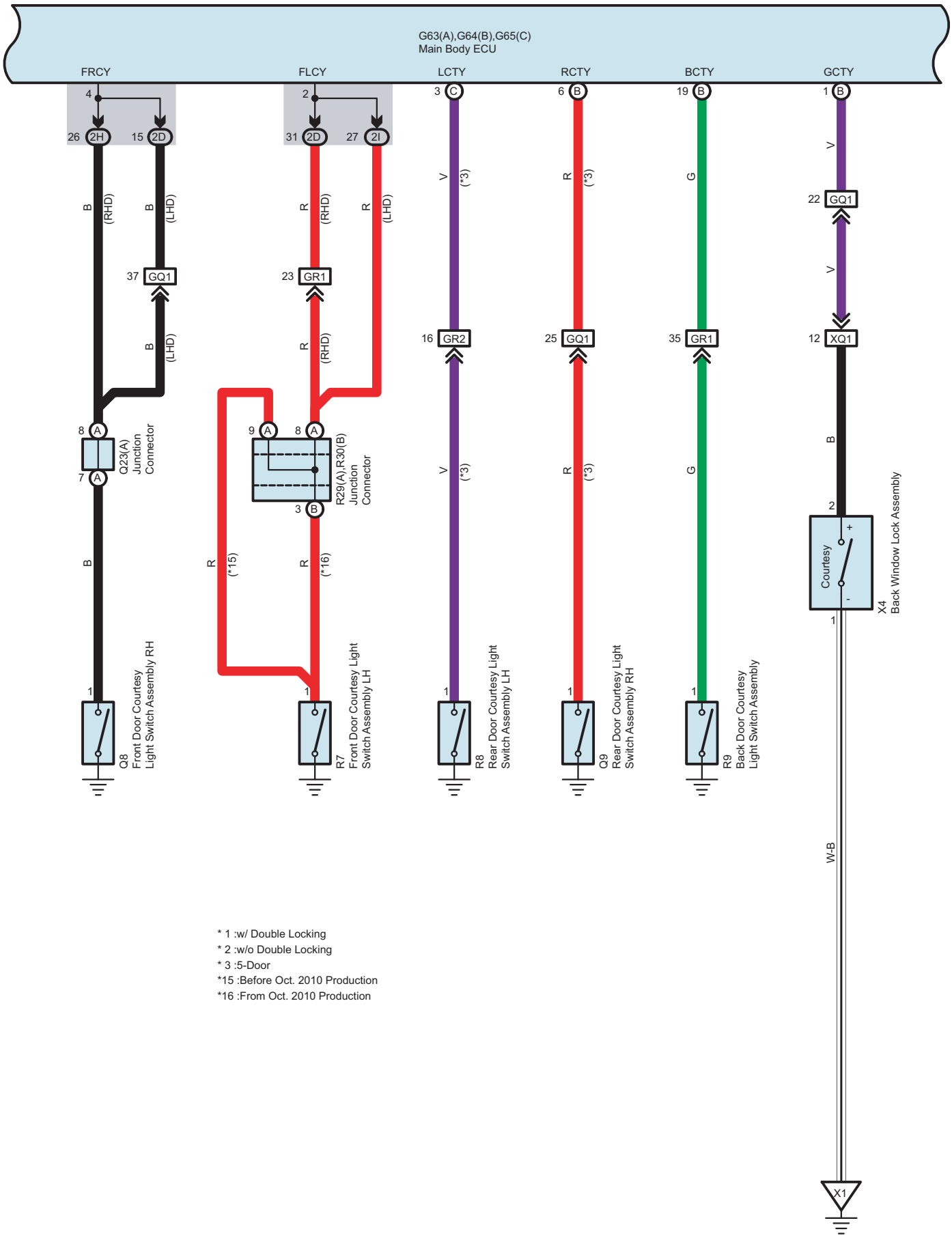

* 1 :w/ Double Locking
* 2 :w/o Double Locking
* 3 :5-Door
*15 :Before Oct. 2010 Production
*16 :From Oct. 2010 Production

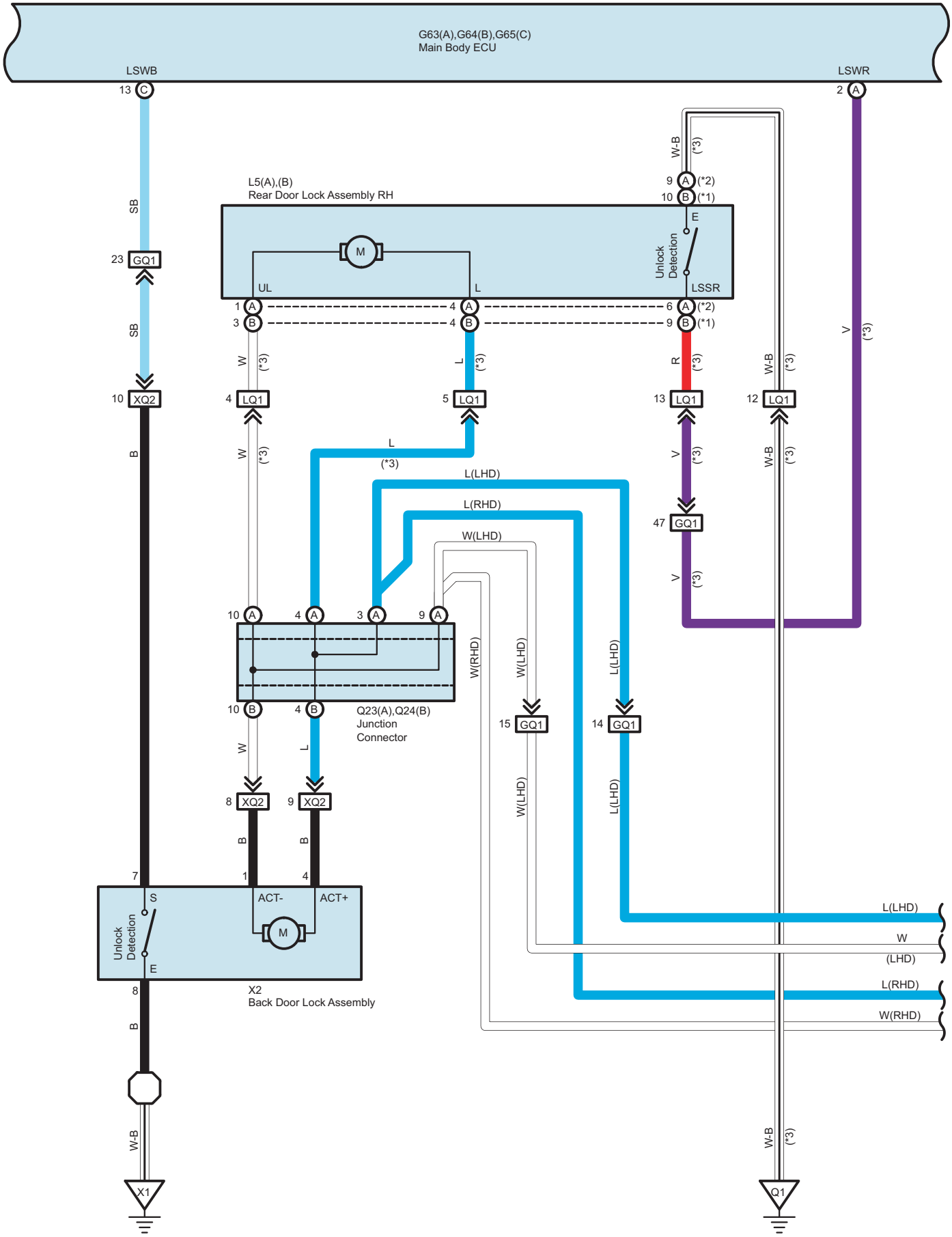
G63(A),G64(B),G65(C)
Main Body ECU
LSWB
LSWR
L5(A),(B)
Rear Door Lock Assembly RH
Unlock Detection
LSSR
UL
L
GQ1
XQ2
LQ1
Q23(A),Q24(B)
Junction
Connector
X2
Back Door Lock Assembly
ACT-
ACT+
L(LHD)
L(RHD)
W(LHD)
W(RHD)
W
(LHD)
X1
Q1

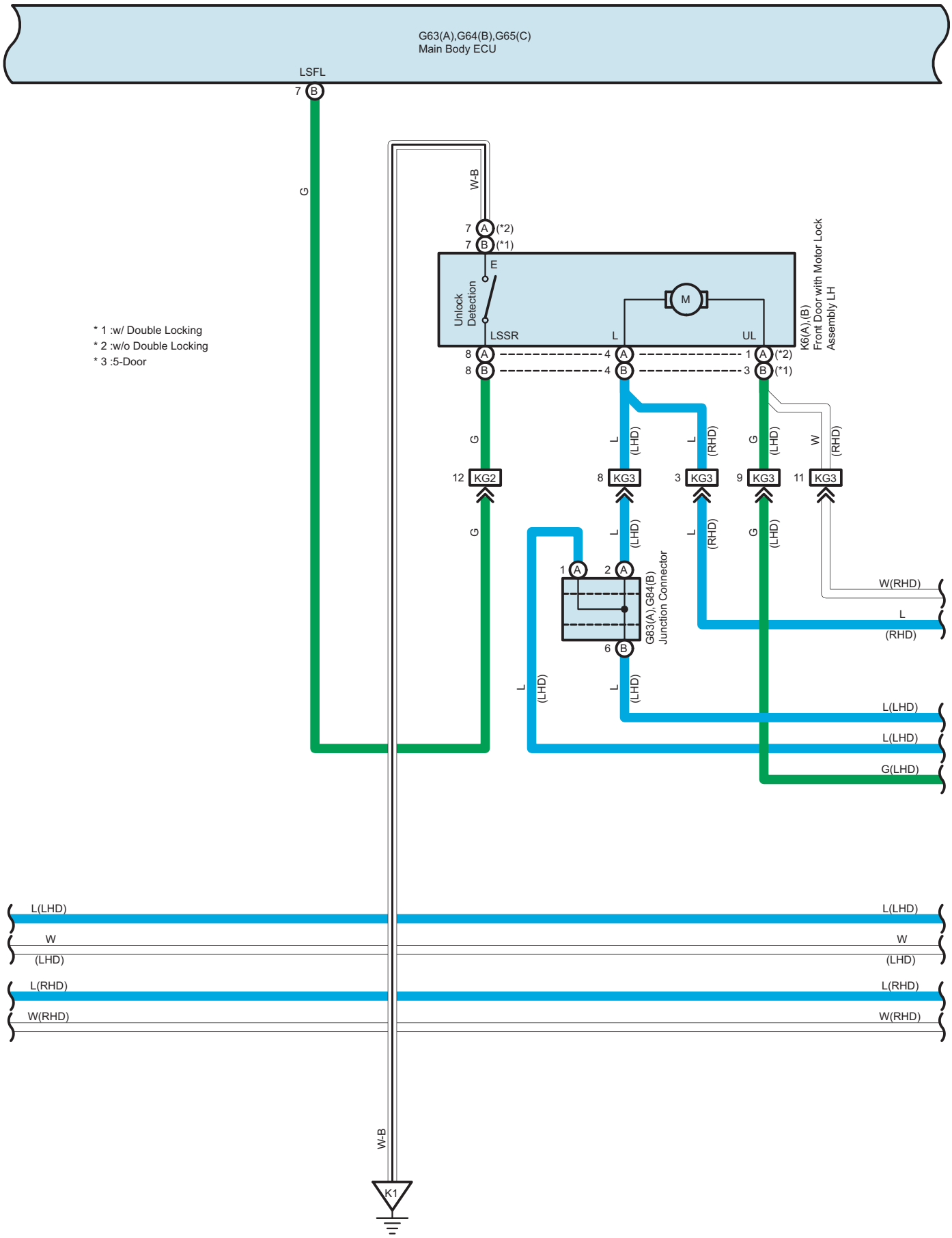
G63(A),G64(B),G65(C)
Main Body ECU
LSFL
7 B
G
W-B
7 A (*2)
7 B (*1)
E
Unlock Detection
LSSR
L
UL
M
K6(A),(B)
Front Door with Motor Lock Assembly LH
8 A
8 B
4 A
4 B
1 A (*2)
3 B (*1)
* 1 :w/ Double Locking
* 2 :w/o Double Locking
* 3 :5-Door
12 KG2
8 KG3
3 KG3
9 KG3
11 KG3
(LHD)
(RHD)
W
1 A
2 A
6 B
G83(A),G84(B)
Junction Connector
W(RHD)
L
(RHD)
L(LHD)
L(LHD)
G(LHD)
L(LHD)
W
(LHD)
L(RHD)
W(RHD)
K1

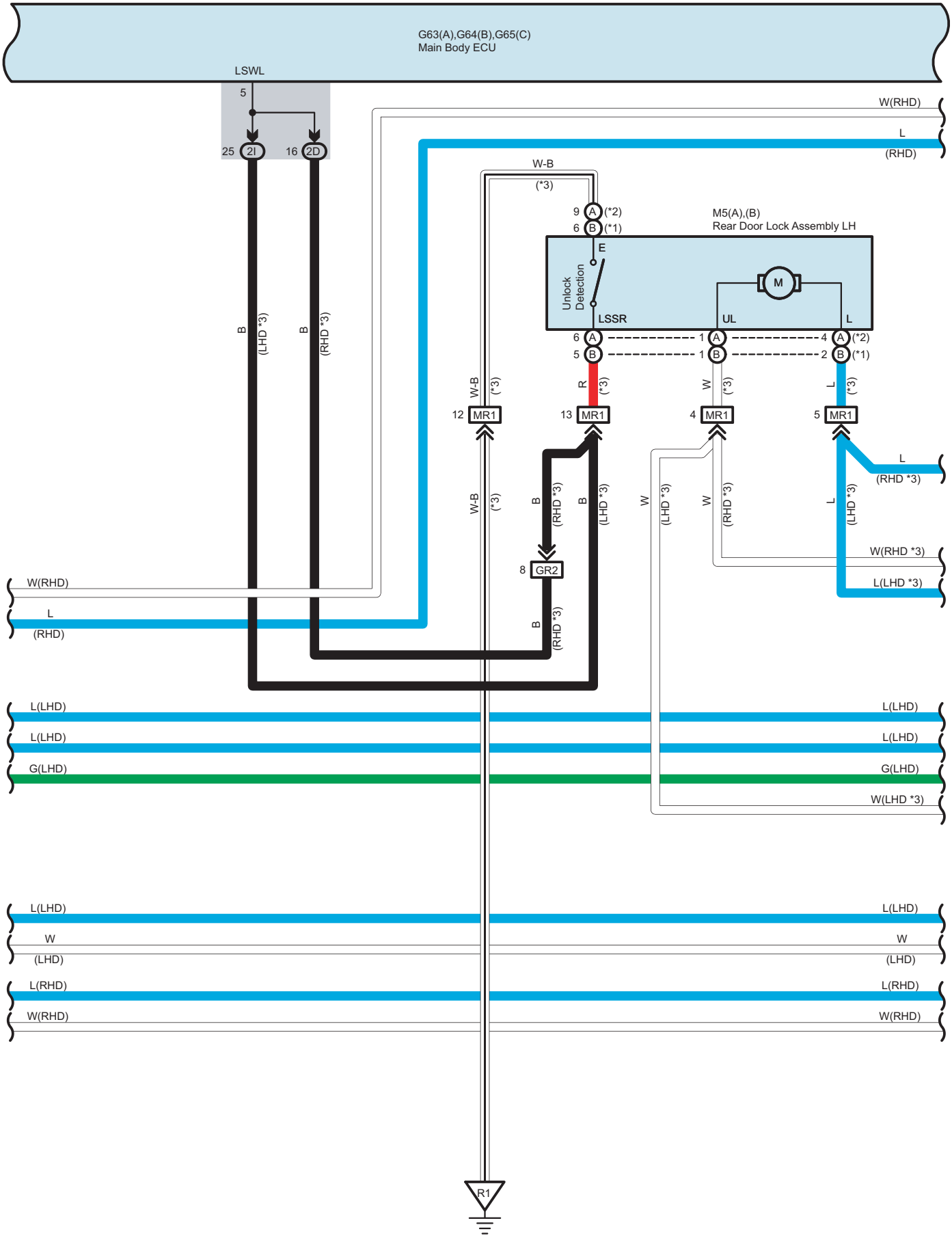
G63(A),G64(B),G65(C)
Main Body ECU
LSWL
5
25 2I
16 2D
W(RHD)
L
(RHD)
W-B
(*3)
9 A (*2)
6 B (*1)
M5(A),(B)
Rear Door Lock Assembly LH
E
Unlock Detection
LSSR
M
UL
L
6 A
5 B
1 A
1 B
4 A (*2)
2 B (*1)
B (LHD *3)
B (RHD *3)
W-B (*3)
R (*3)
W (*3)
L (*3)
12 MR1
13 MR1
4 MR1
5 MR1
L (RHD *3)
W-B (*3)
B (RHD *3)
B (LHD *3)
W (LHD *3)
W (RHD *3)
L (LHD *3)
W(RHD *3)
L(LHD *3)
8 GR2
B (RHD *3)
W(RHD)
L
(RHD)
L(LHD)
L(LHD)
G(LHD)
W(LHD *3)
L(LHD)
W
(LHD)
L(RHD)
W(RHD)
R1

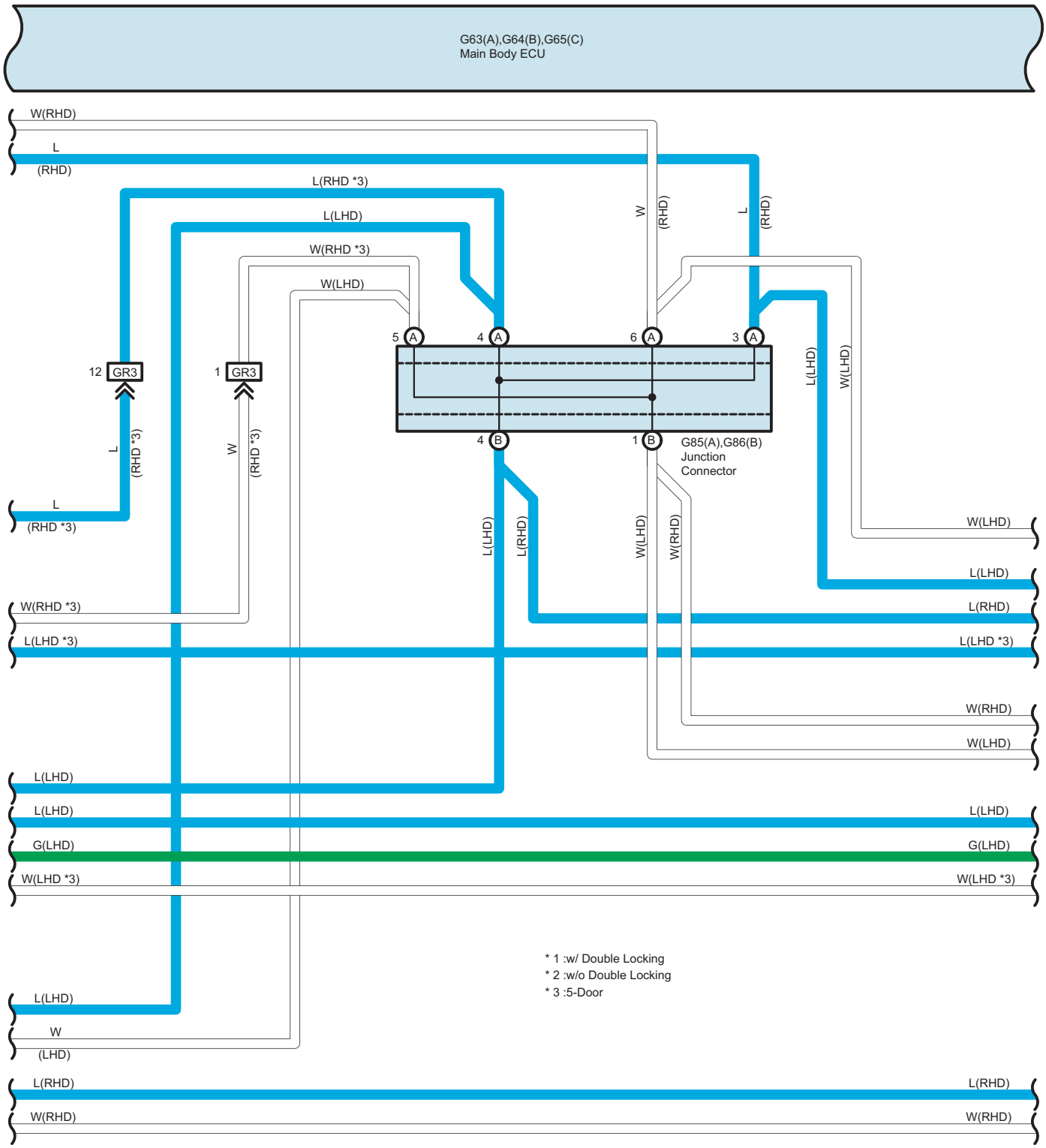
G63(A),G64(B),G65(C)
Main Body ECU
W(RHD)
L
(RHD)
L(RHD *3)
L(LHD)
W(RHD *3)
W(LHD)
W
(RHD)
L
(RHD)
5 A
4 A
6 A
3 A
12 GR3
1 GR3
L
(RHD *3)
W
(RHD *3)
4 B
1 B
G85(A),G86(B)
Junction
Connector
L(LHD)
W(LHD)
L
(RHD *3)
L(LHD)
L(RHD)
W(LHD)
W(RHD)
W(LHD)
L(LHD)
W(RHD *3)
L(RHD)
L(LHD *3)
L(LHD *3)
W(RHD)
W(LHD)
L(LHD)
L(LHD)
L(LHD)
G(LHD)
G(LHD)
W(LHD *3)
W(LHD *3)
* 1 :w/ Double Locking
* 2 :w/o Double Locking
* 3 :5-Door
L(LHD)
W
(LHD)
L(RHD)
L(RHD)
W(RHD)
W(RHD)

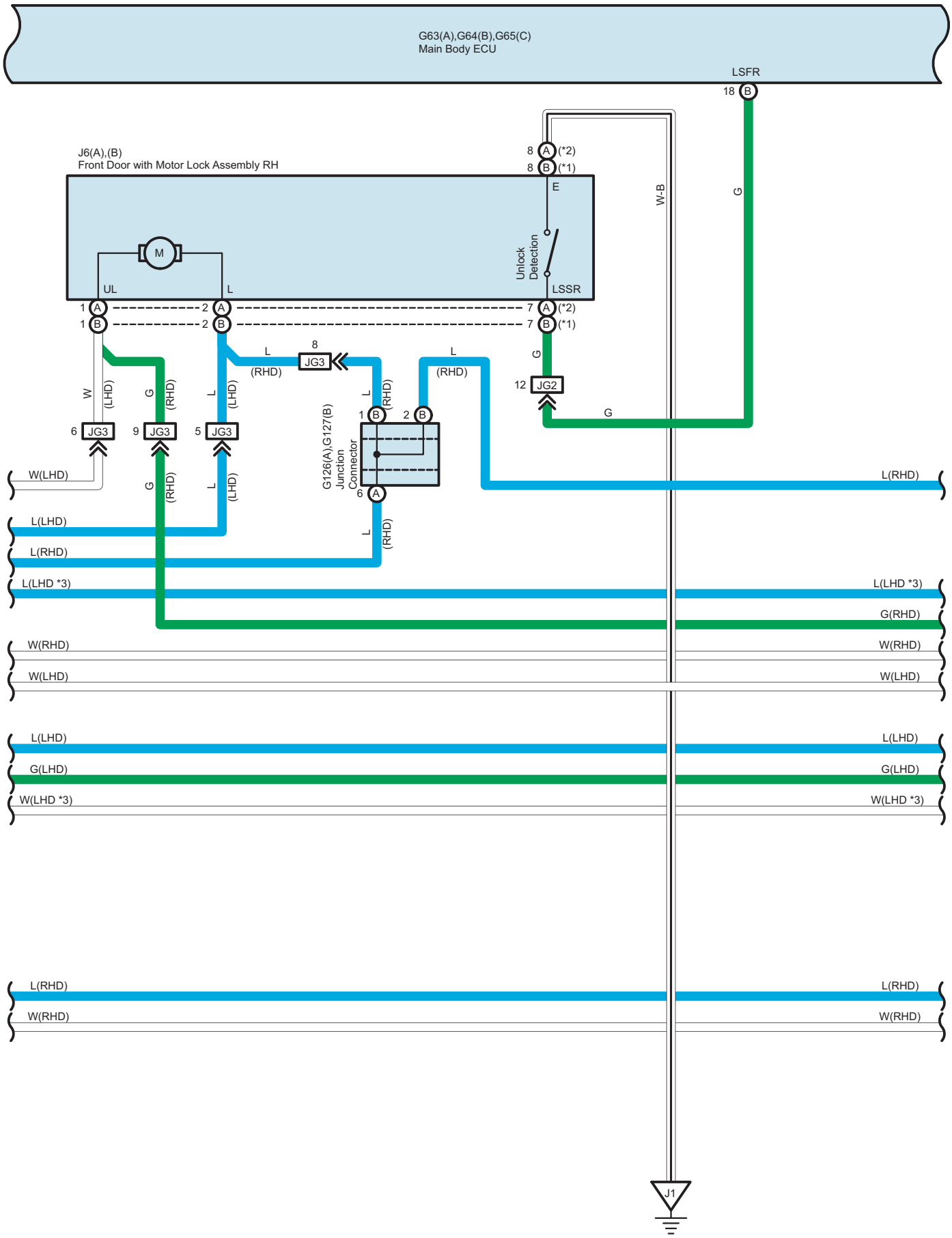
G63(A),G64(B),G65(C)
Main Body ECU
LSFR
18 B
J6(A),(B)
Front Door with Motor Lock Assembly RH
8 A (*2)
8 B (*1)
E
W-B
G
M
Unlock Detection
UL
L
LSSR
1 A
1 B
2 A
2 B
7 A (*2)
7 B (*1)
L (RHD)
8 JG3
L (RHD)
G
12 JG2
W (LHD)
G (RHD)
L (LHD)
6 JG3
9 JG3
5 JG3
G126(A),G127(B) Junction Connector
1 B
2 B
6 A
W(LHD)
L(RHD)
L(LHD)
L(RHD)
L(LHD *3)
L(LHD *3)
G(RHD)
W(RHD)
W(RHD)
W(LHD)
W(LHD)
L(LHD)
L(LHD)
G(LHD)
G(LHD)
W(LHD *3)
W(LHD *3)
L(RHD)
L(RHD)
W(RHD)
W(RHD)
J1

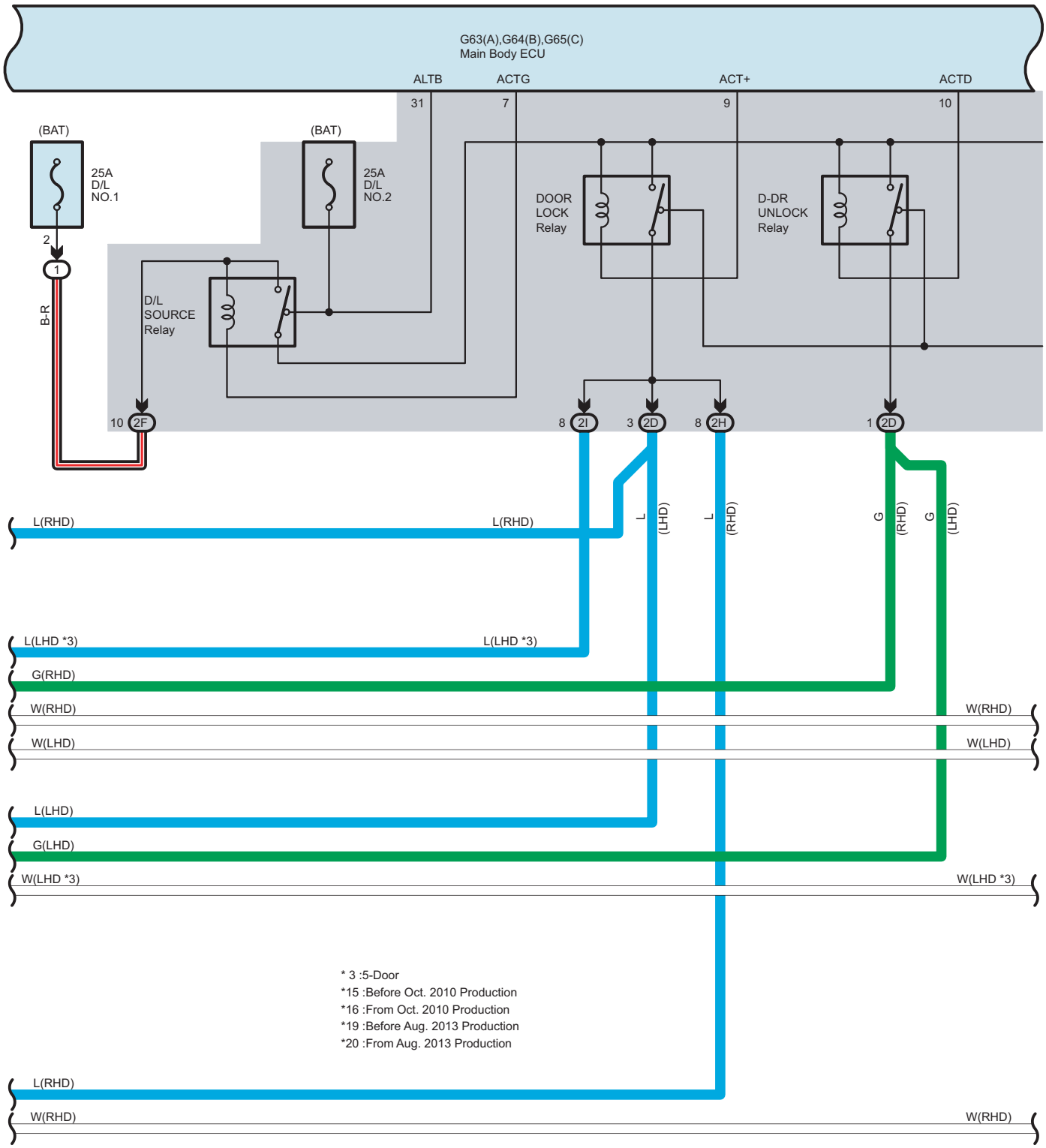
G63(A),G64(B),G65(C)
Main Body ECU
ALTB
ACTG
ACT+
ACTD
31
7
9
10
(BAT)
25A
D/L
NO.1
(BAT)
25A
D/L
NO.2
DOOR
LOCK
Relay
D-DR
UNLOCK
Relay
D/L
SOURCE
Relay
2
1
B-R
10 2F
8 2I
3 2D
8 2H
1 2D
L(RHD)
L(RHD)
L (LHD)
L (RHD)
G (RHD)
G (LHD)
L(LHD *3)
L(LHD *3)
G(RHD)
W(RHD)
W(RHD)
W(LHD)
W(LHD)
L(LHD)
G(LHD)
W(LHD *3)
W(LHD *3)
* 3 :5-Door
*15 :Before Oct. 2010 Production
*16 :From Oct. 2010 Production
*19 :Before Aug. 2013 Production
*20 :From Aug. 2013 Production
L(RHD)
W(RHD)
W(RHD)

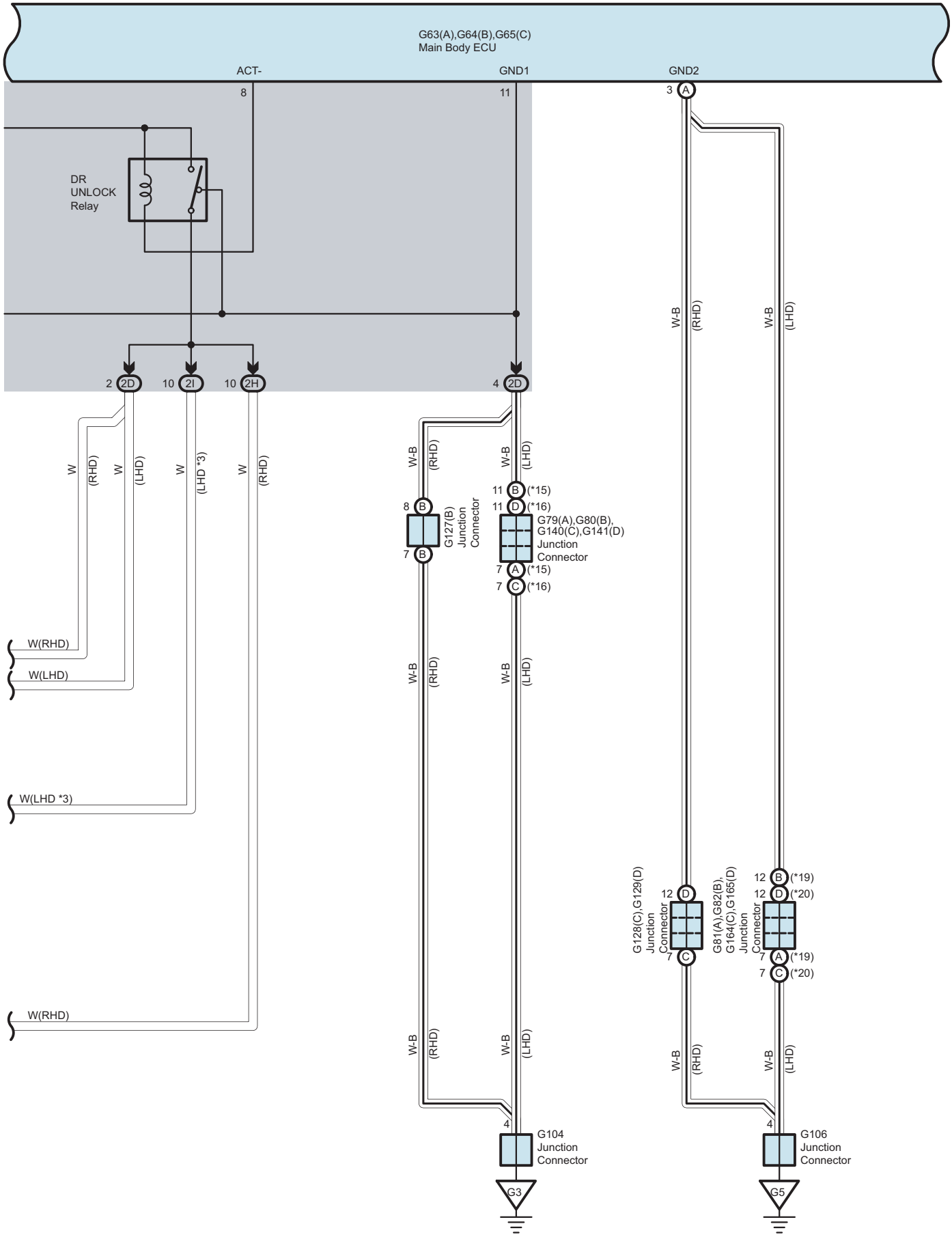
G63(A),G64(B),G65(C)
Main Body ECU
ACT-
GND1
GND2
8
11
3 A
DR
UNLOCK
Relay
2 2D
10 2I
10 2H
4 2D
W
(RHD)
W
(LHD)
W
(LHD *3)
W
(RHD)
W-B
(RHD)
W-B
(LHD)
11 B (*15)
11 D (*16)
8 B
G127(B)
Junction
Connector
7 B
G79(A),G80(B),
G140(C),G141(D)
Junction
Connector
7 A (*15)
7 C (*16)
W(RHD)
W(LHD)
W(LHD *3)
W(RHD)
12 D
G128(C),G129(D)
Junction
Connector
7 C
12 B (*19)
12 D (*20)
G81(A),G82(B),
G164(C),G165(D)
Junction
Connector
7 A (*19)
7 C (*20)
4
G104
Junction
Connector
G3
4
G106
Junction
Connector
G5

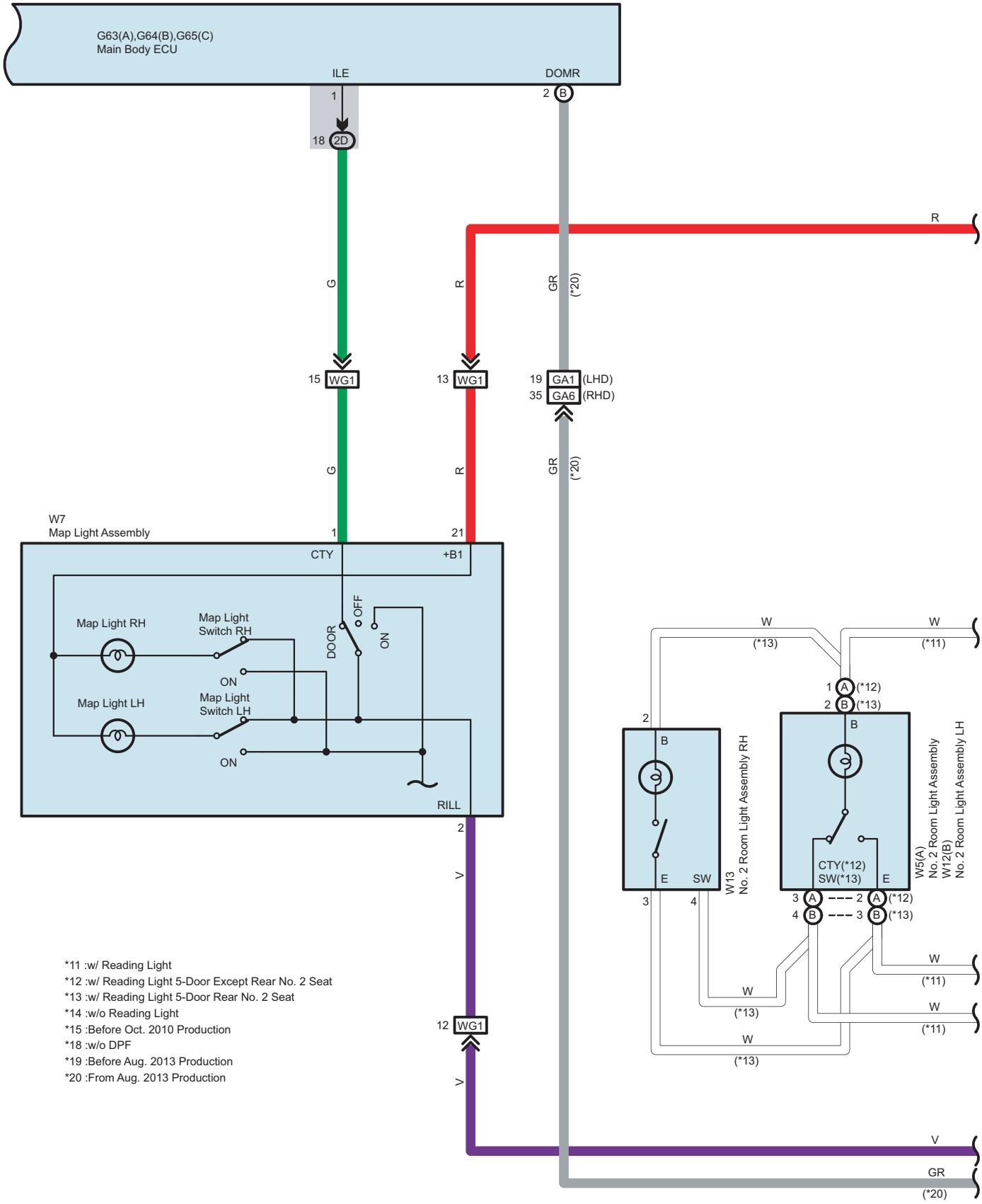
G63(A),G64(B),G65(C)
Main Body ECU
ILE
DOMR
1
18 2D
2 B
R
G
R
GR
(*20)
15 WG1
13 WG1
19 GA1 (LHD)
35 GA6 (RHD)
G
R
GR
(*20)
W7
Map Light Assembly
1
21
CTY
+B1
Map Light RH
Map Light Switch RH
DOOR
OFF
ON
ON
Map Light LH
Map Light Switch LH
ON
RILL
2
V
12 WG1
V
W
(*13)
W
(*11)
1 A (*12)
2 B (*13)
2
B
B
E
SW
3
4
W13
No. 2 Room Light Assembly RH
CTY(*12)
SW(*13)
E
W5(A)
No. 2 Room Light Assembly
W12(B)
No. 2 Room Light Assembly LH
3 A --- 2 A (*12)
4 B --- 3 B (*13)
W
(*11)
W
(*13)
W
(*11)
W
(*13)
V
GR
(*20)
*11 :w/ Reading Light
*12 :w/ Reading Light 5-Door Except Rear No. 2 Seat
*13 :w/ Reading Light 5-Door Rear No. 2 Seat
*14 :w/o Reading Light
*15 :Before Oct. 2010 Production
*18 :w/o DPF
*19 :Before Aug. 2013 Production
*20 :From Aug. 2013 Production

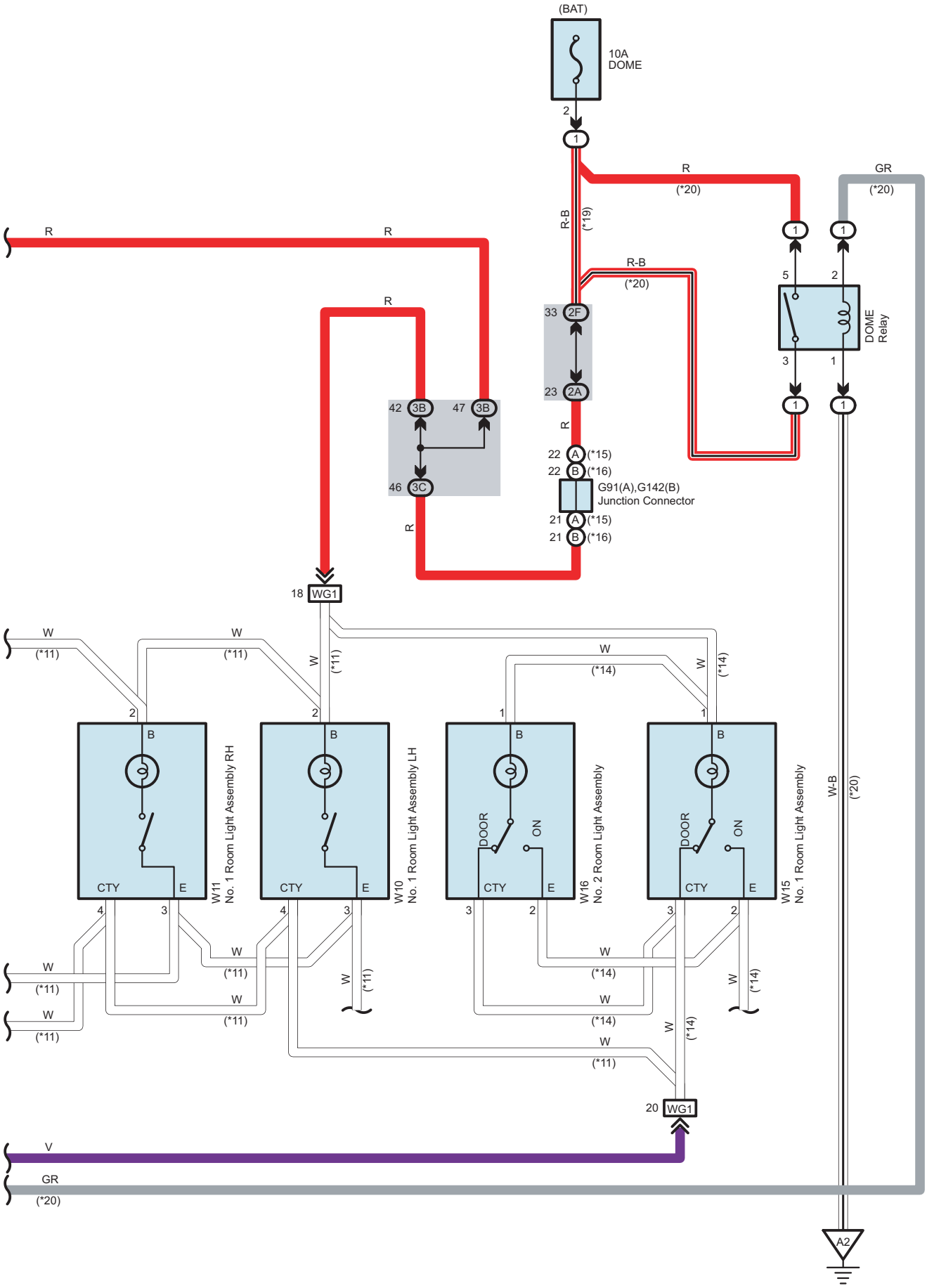
(BAT)
10A
DOME
2
1
R
(*20)
GR
(*20)
R-B
(*19)
R-B
(*20)
R
R
R
5
2
DOME
Relay
3
1
33
2F
23
2A
42
3B
47
3B
46
3C
R
22
A
(*15)
22
B
(*16)
G91(A),G142(B)
Junction Connector
21
A
(*15)
21
B
(*16)
18
WG1
W
(*11)
W
(*11)
W
(*11)
W
(*14)
W
(*14)
2
B
CTY
E
W11
No. 1 Room Light Assembly RH
W10
No. 1 Room Light Assembly LH
W16
No. 2 Room Light Assembly
W15
No. 1 Room Light Assembly
DOOR
ON
4
3
W
(*11)
W
(*14)
W-B
(*20)
20
WG1
V
GR
(*20)
A2

A5
White

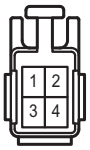

A6
Black

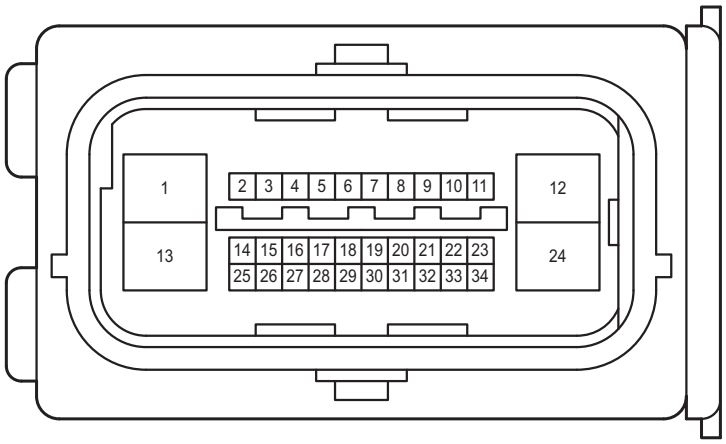

A7
Black

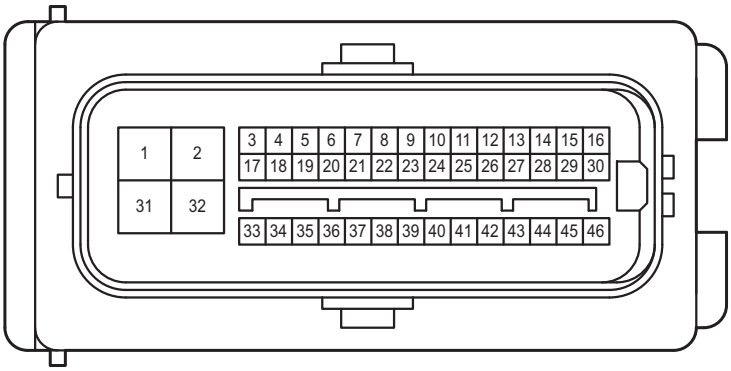

A39
Gray

A40
Black



A41
White



A47
Gray

A48
Gray

A59
Black

A65
White

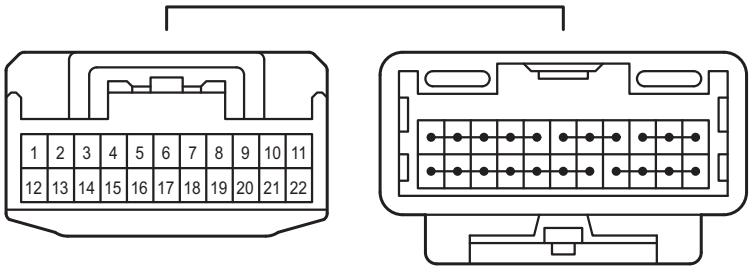

A70
White

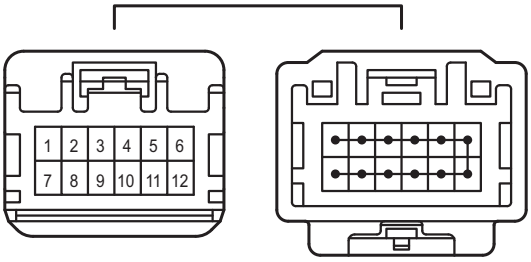

A72
White

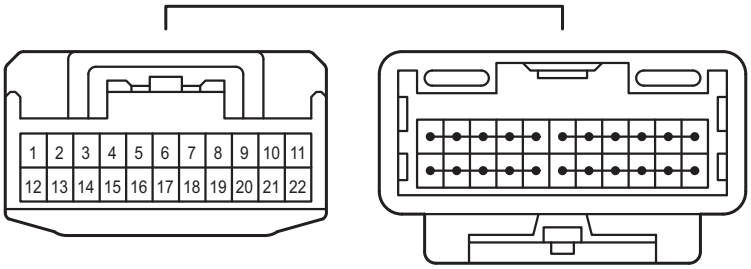

A73
White

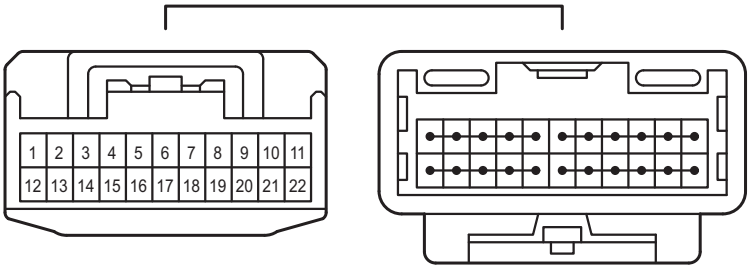

A85
White

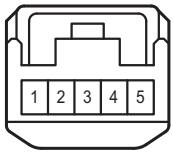

C14
Black



C34
White

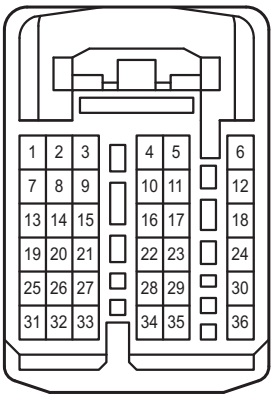

C35
White

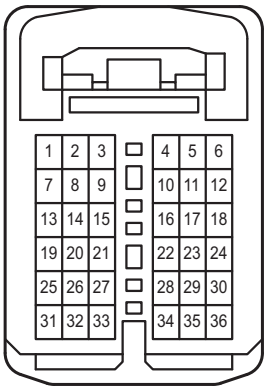

C40
Gray

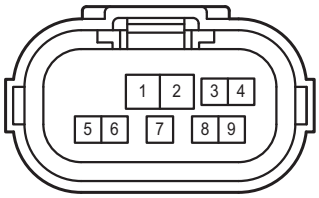

C48
White

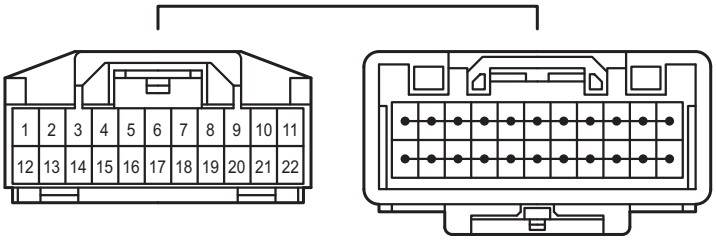

C49
Blue

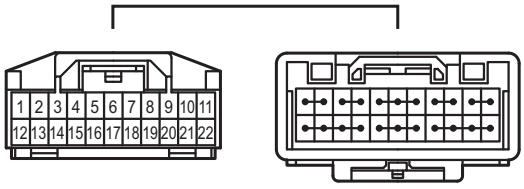

C53
Dark Gray

C62
White

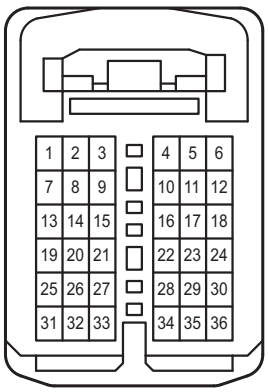

C66
Black

C70
Gray

C92
White

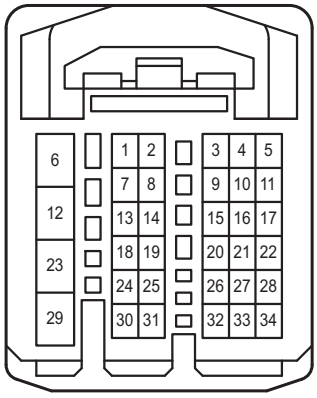

C95
Black

C119
Dark Gray

C136
White

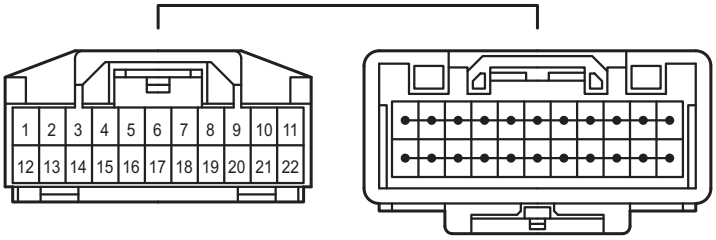

D1

D2
Black

D4

D5

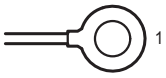

D6

G6
Black

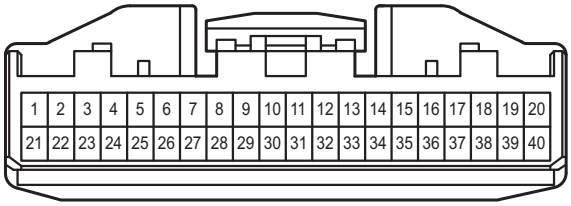

G8
Black

G35
Black

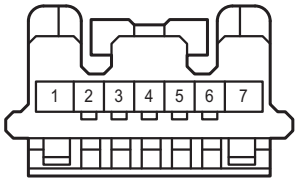

G36
Black

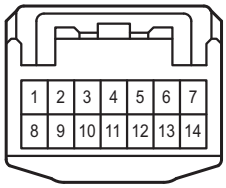

G37
White



G38
White

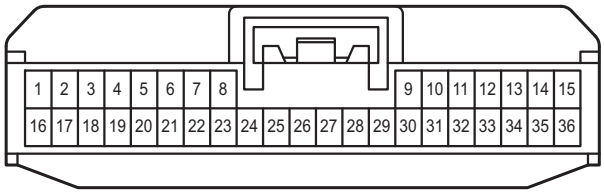

G39
White

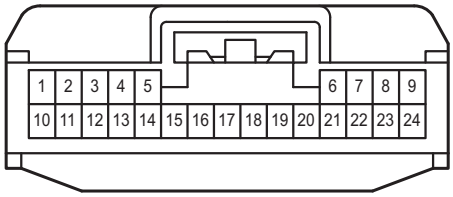

G45
White

G50
White

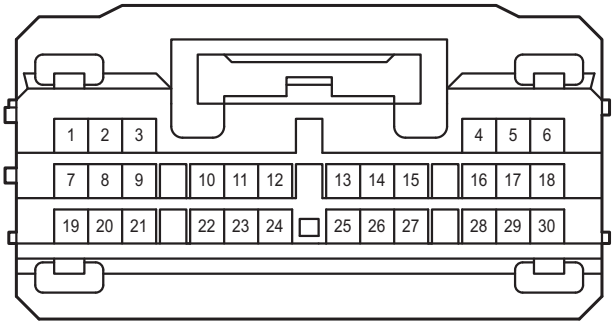

G51
Black

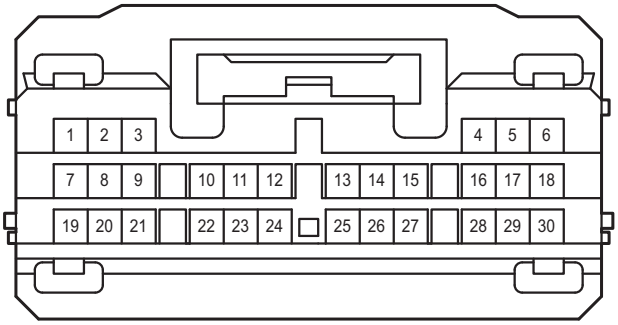

G56
White

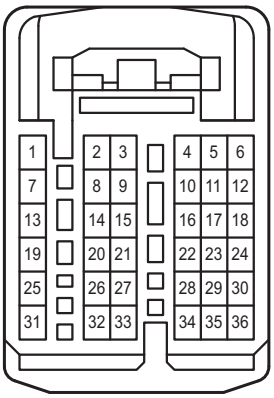

G57
White

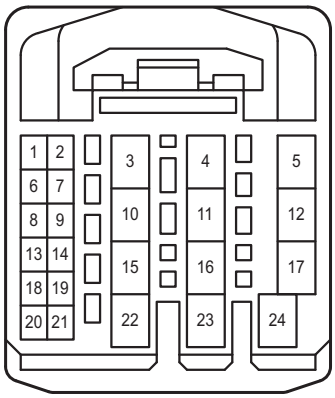

G58
White

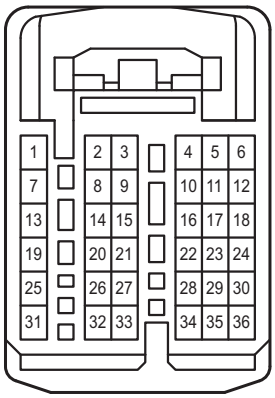

G60
White

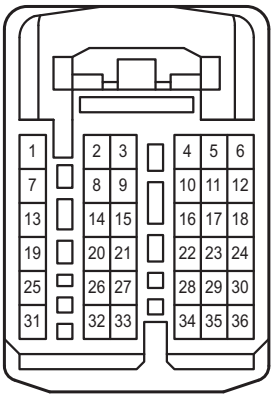

G63
White

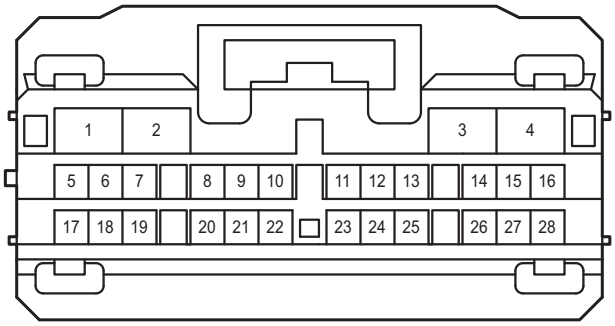

G64
White

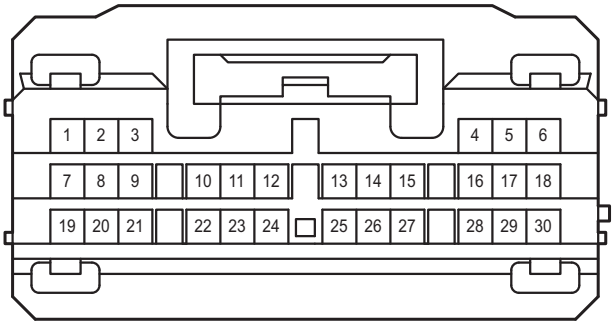

G65
White

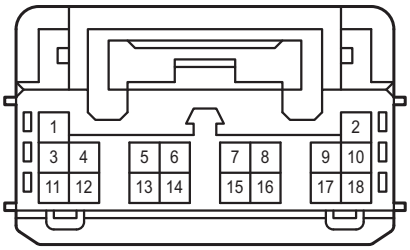

G69
White



G70
White

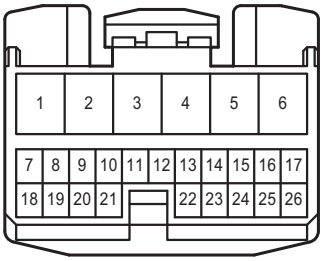

G79
White

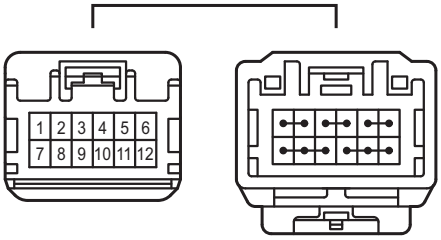

G80
White

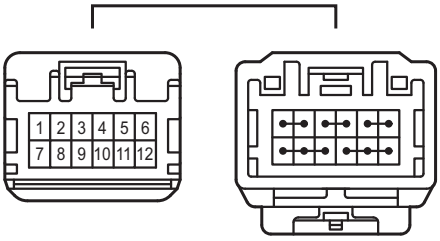

G81
White

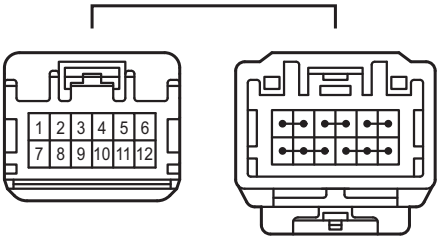

G82
White

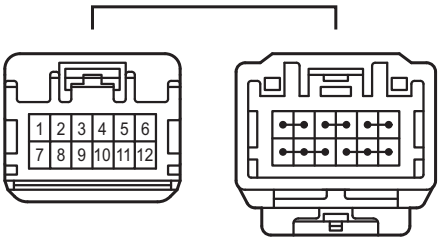

G83
Black

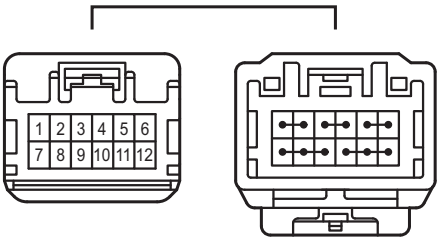

G84
Black

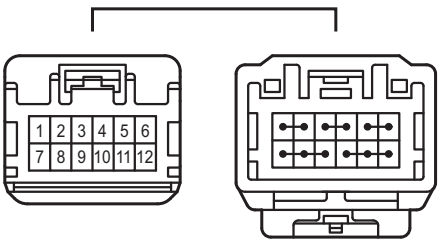

G85
Black

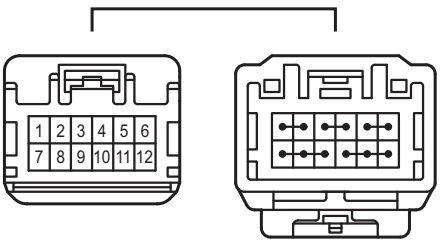

G86
Black

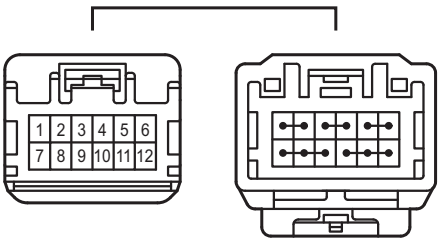

G91
Gray

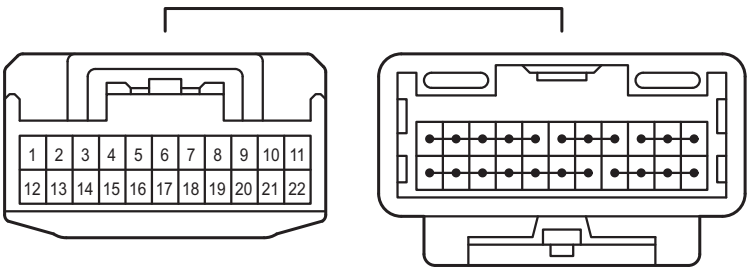

G92
White

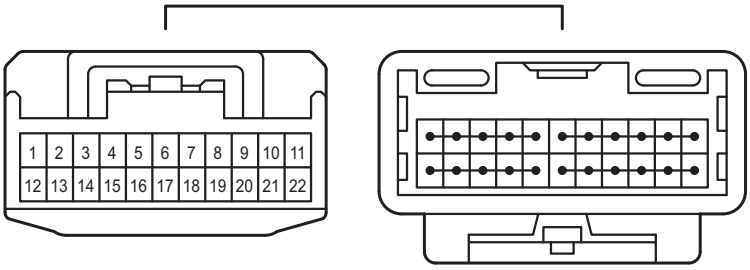

G93
Gray

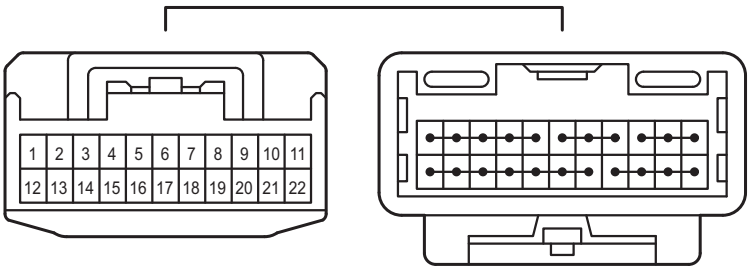

G94
White

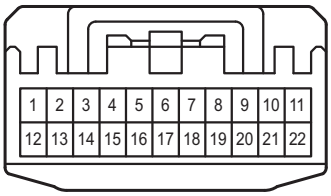

G97
White

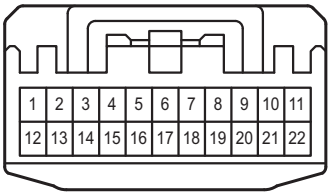

G100
Gray

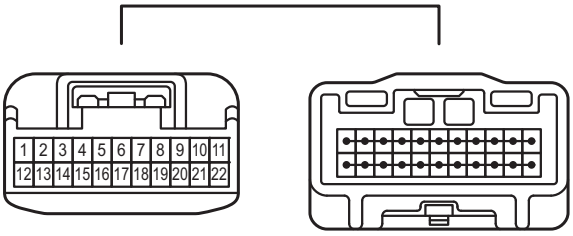

G104
White

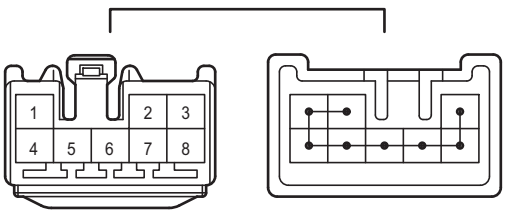

G106
White

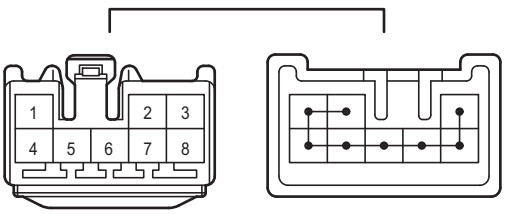

G107
Blue

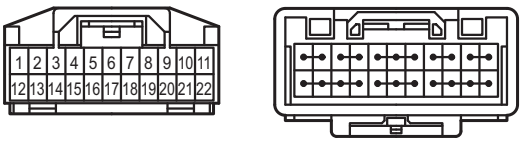

G126
Black

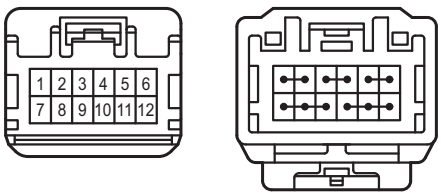

G127
Black

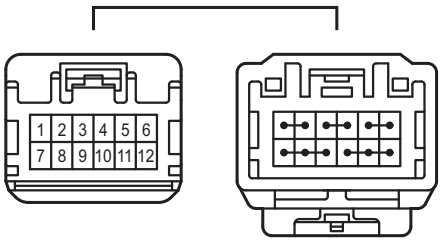

G128
Black

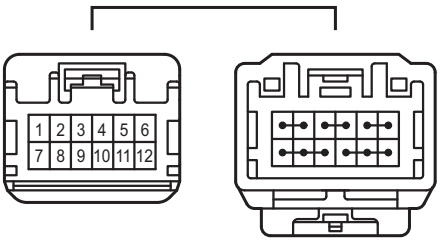

G129
Black

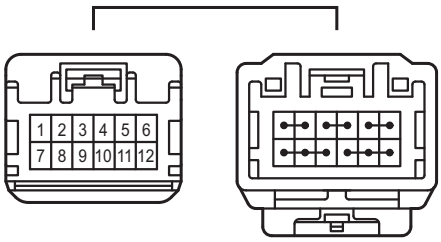

G132
Gray

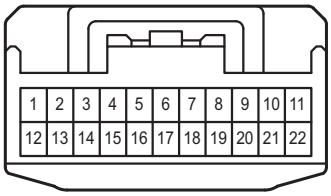

G134
Gray

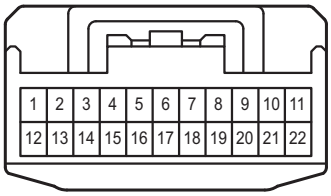

G140
Black

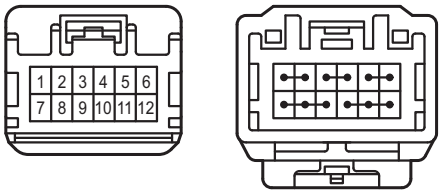

G141
Black

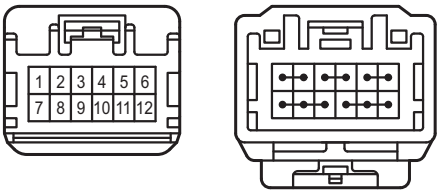

G142
White

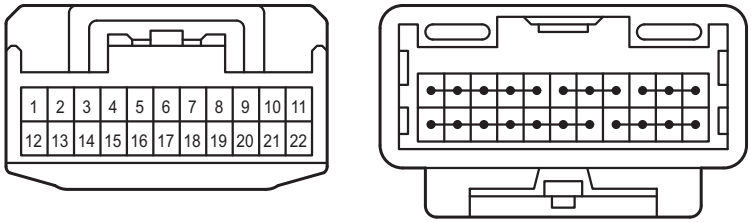

G143
Black

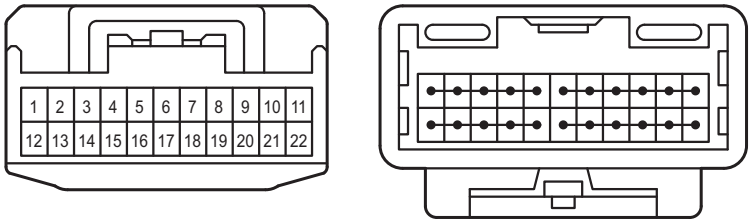

G144
White

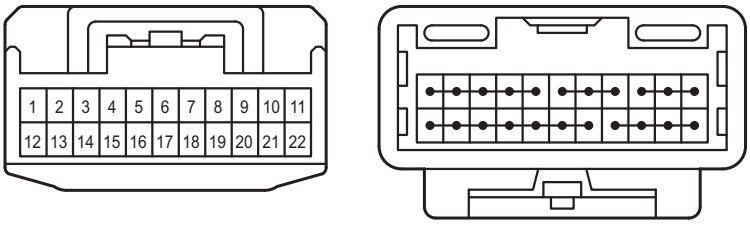

G164
Black

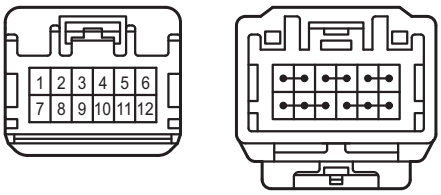

G165
Black

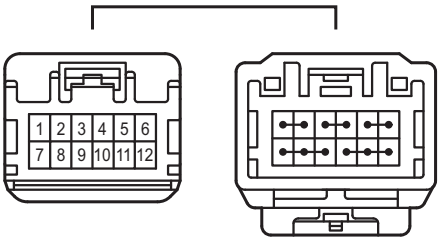

H23
White

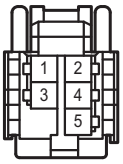

H24
White

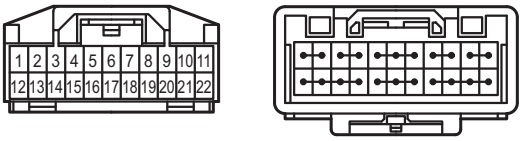

H26
White

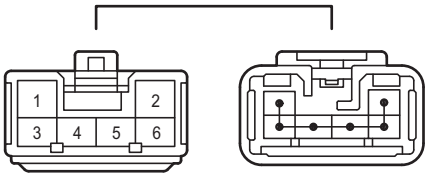

J6
White

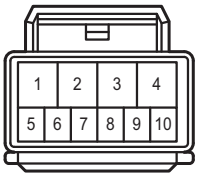

K6
White

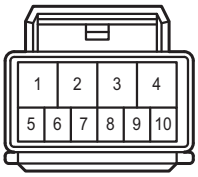

L5
White

M5
White

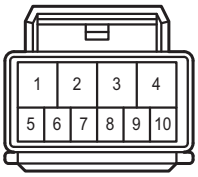

N1
Gray



O1
Gray



Q8
Black

Q9
White

Q23
White

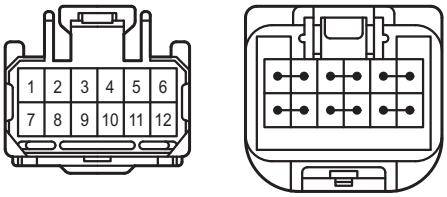

Q24
White

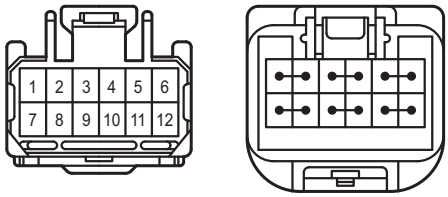

R7
Black

R8
White

R9
Black

R14
Gray



R15
Gray



R16
White

R17
Blue

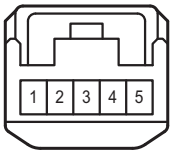

R29
Blue

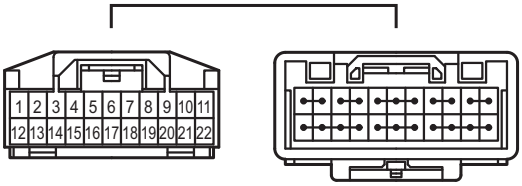

R30
Blue

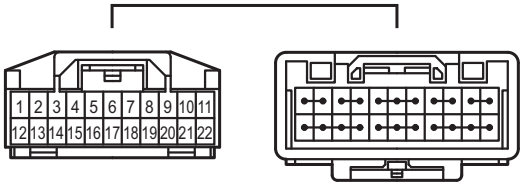

R31
White

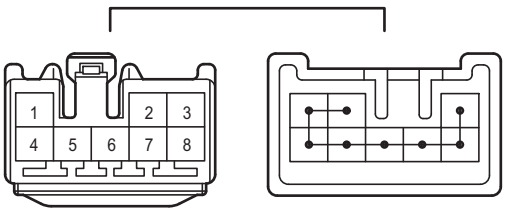

W5
Gray

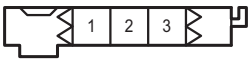

W7
White



W10
Gray

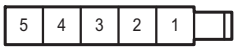

W11
Gray

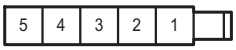

W12
Gray

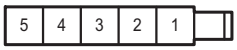

W13
Gray

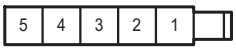

W15
Gray

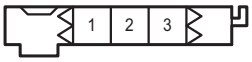

W16
Gray

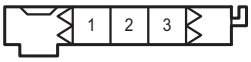

X2
White

X4
White

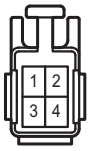

X6
Dark Gray

i1
White

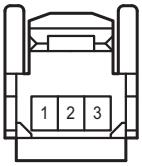

r1
Black



s1
Gray

1A
White

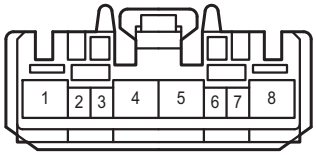

2A
White

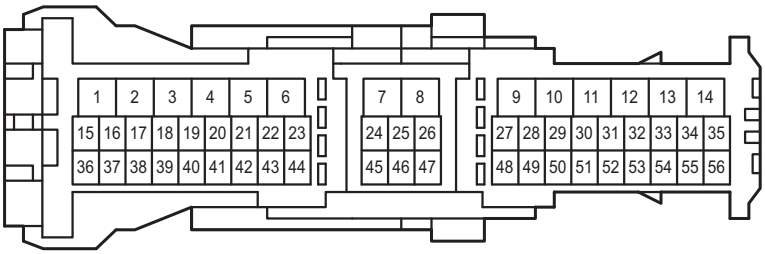

2D
White

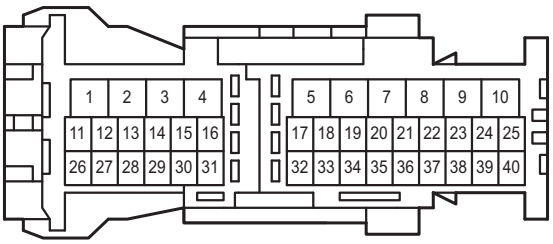

2F
White

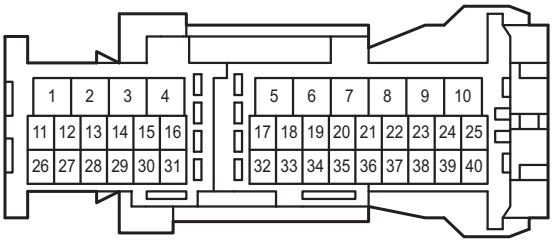

2H
White

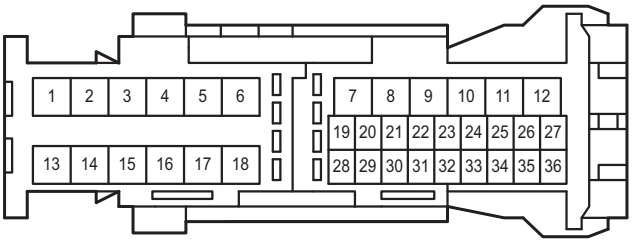

2I
White

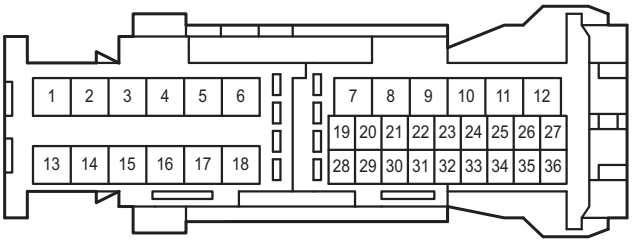

3A
White

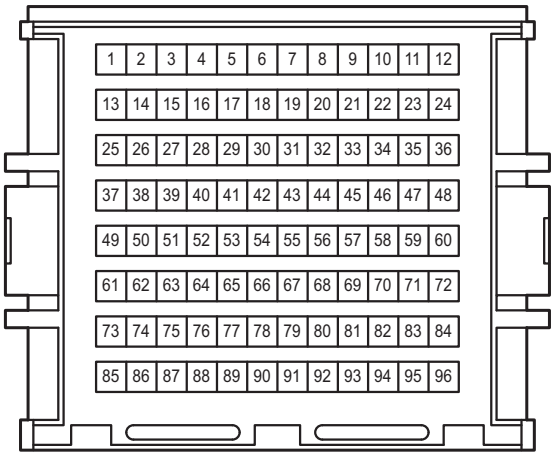

3B
White

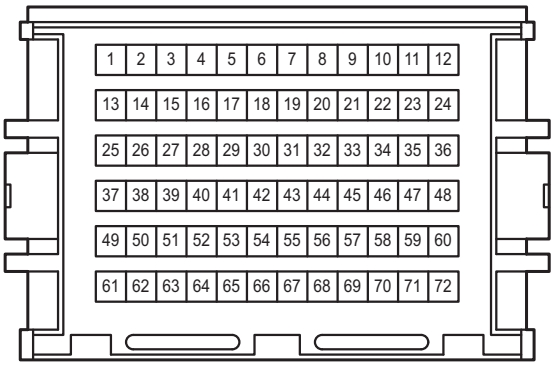

3C
White

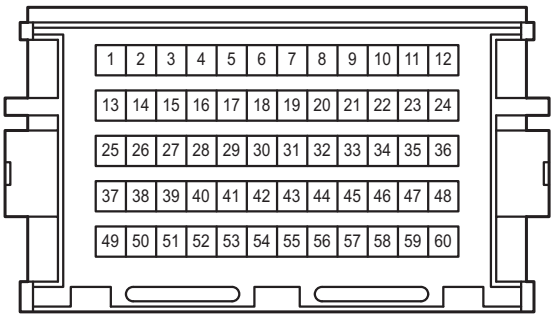

4A
White

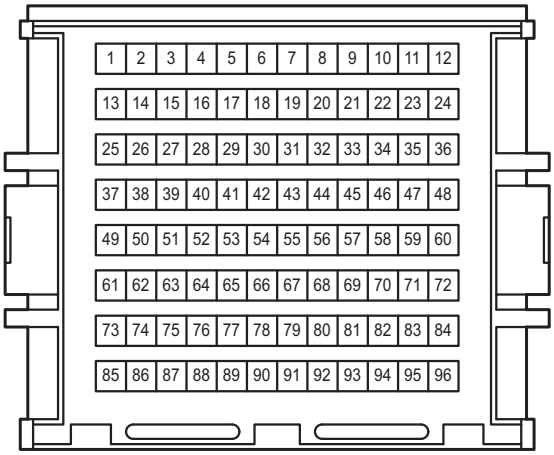

4B
White

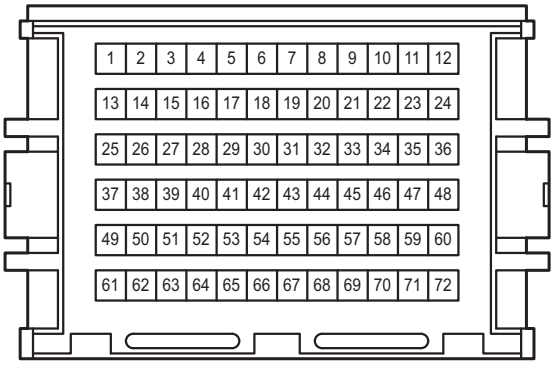

4C
White

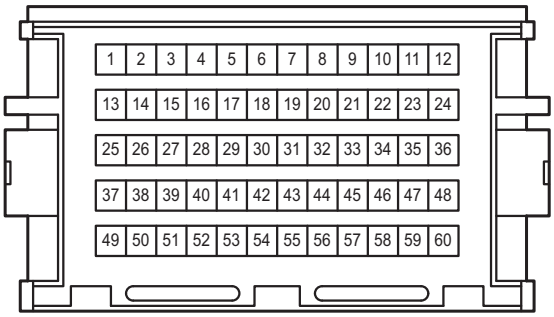

AC2
Dark Gray

AC3
Black

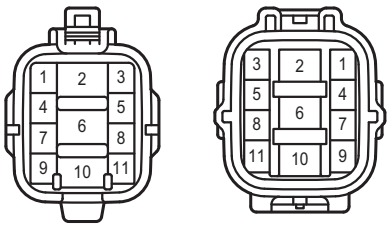

Ar2
Blue

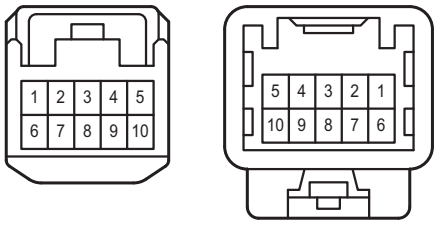

Ar3
Gray

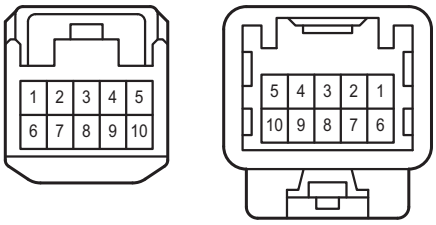

CA1
Black

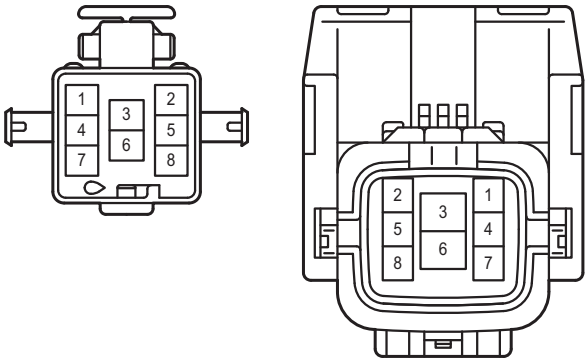

CG1
White

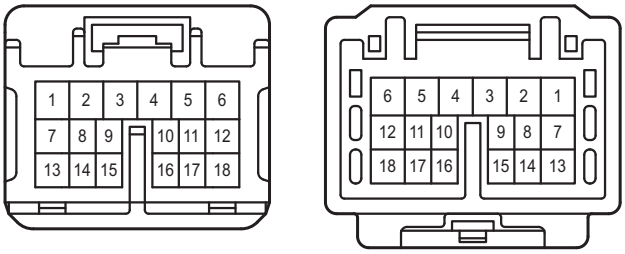

CG2
White

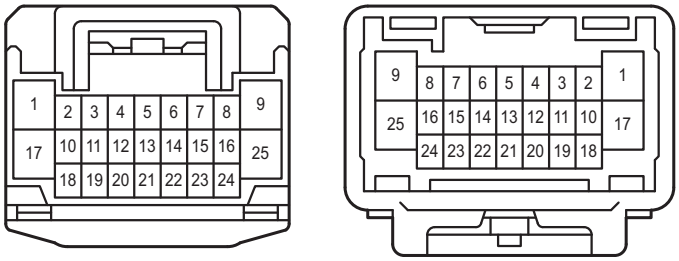

DA1
Black

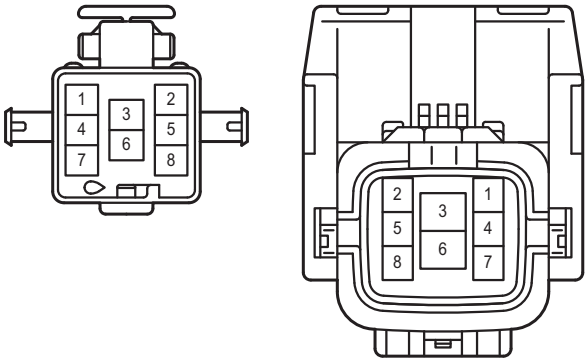

GA1
White

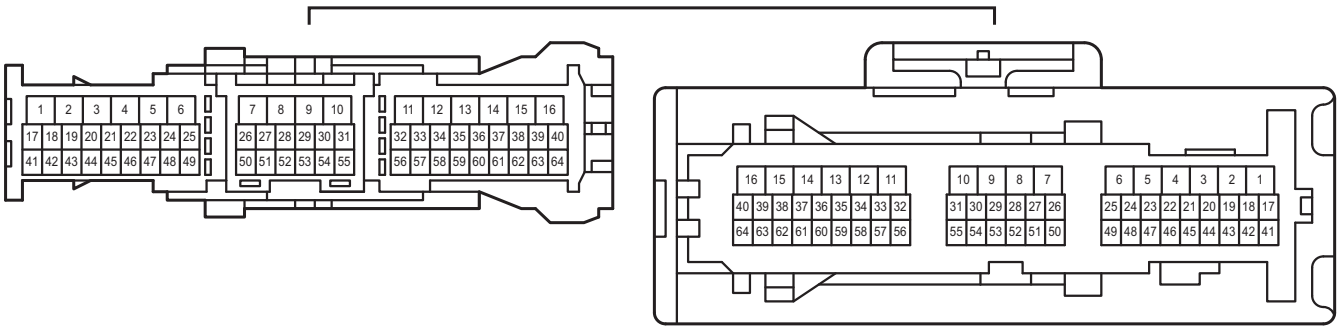

GA2

White

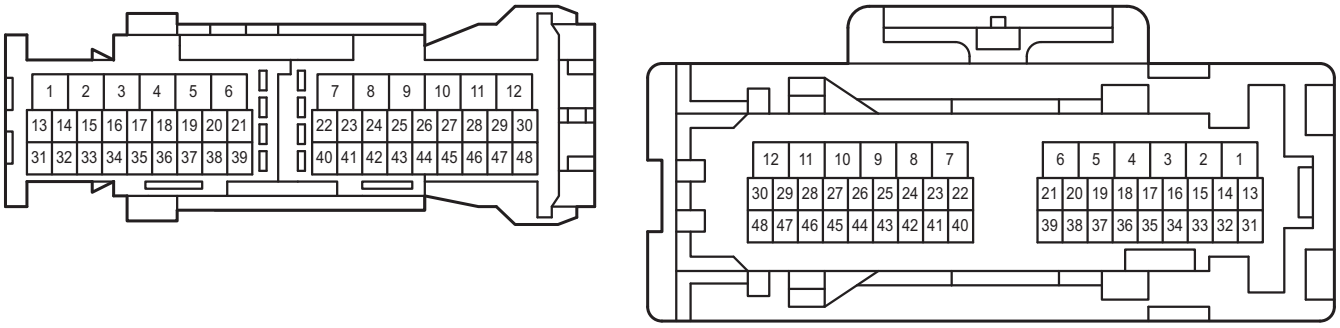

GA6

White

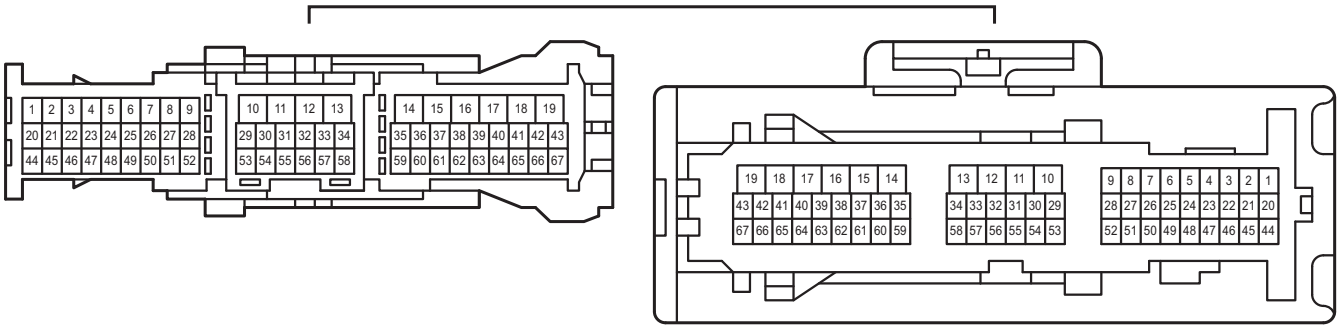

GH1

White

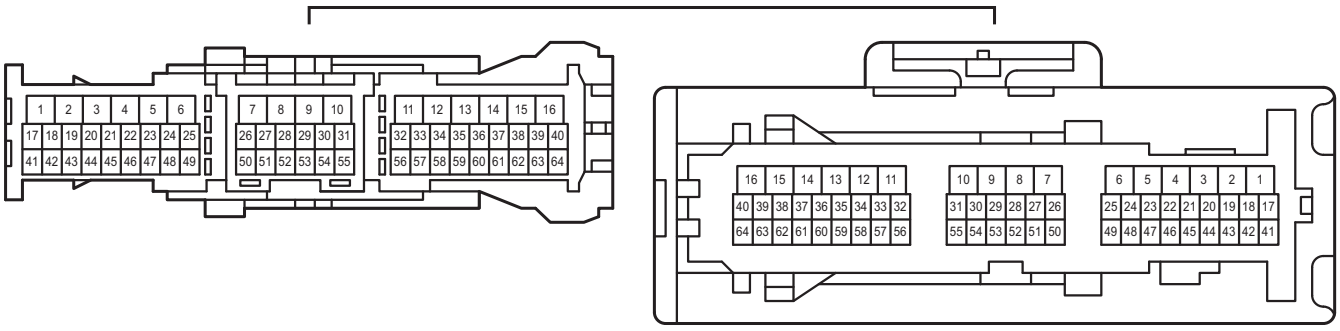

GQ1

White

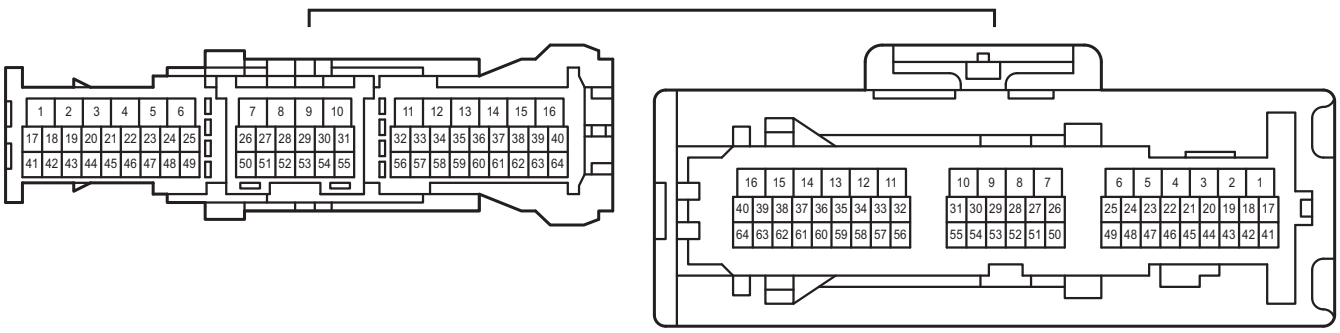

GR1
White

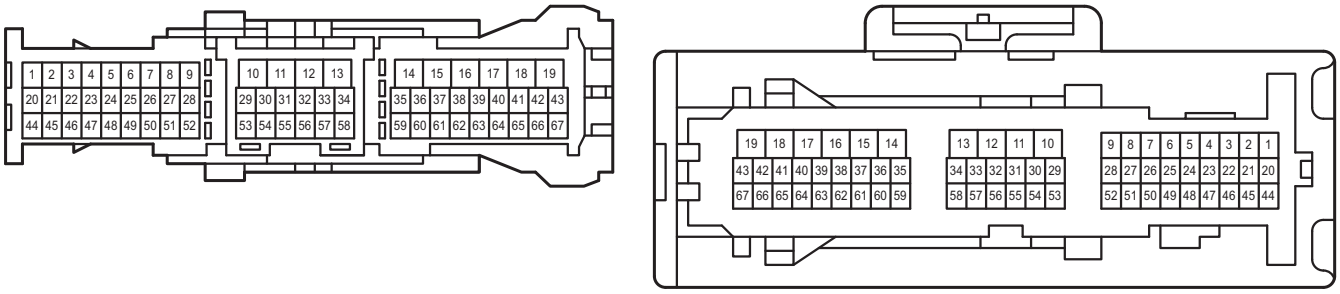

GR2
Gray

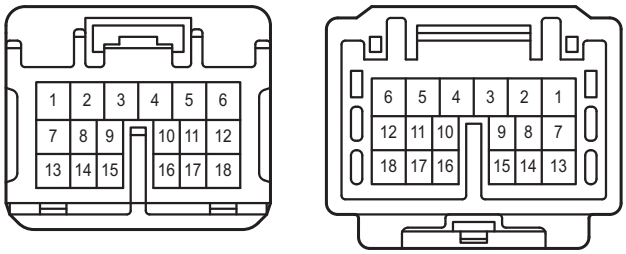

GR3
Blue

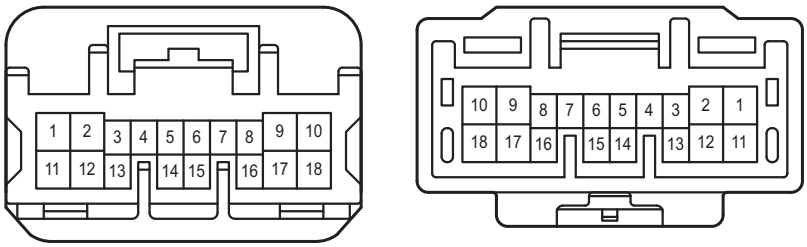

Gi1
White

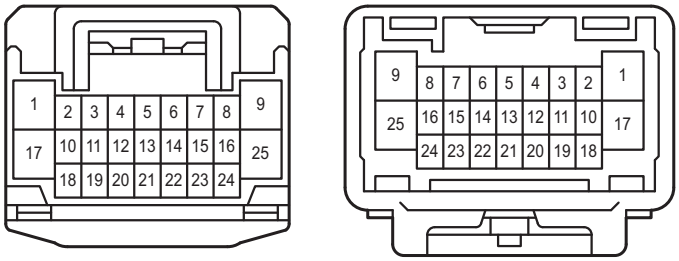

JG1
Gray

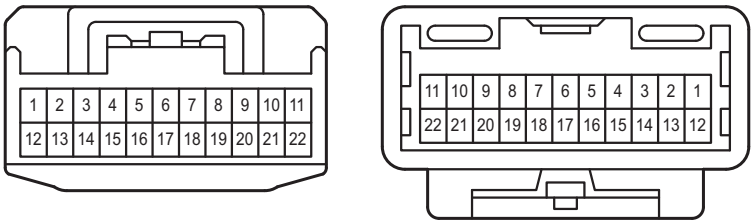

JG2
White

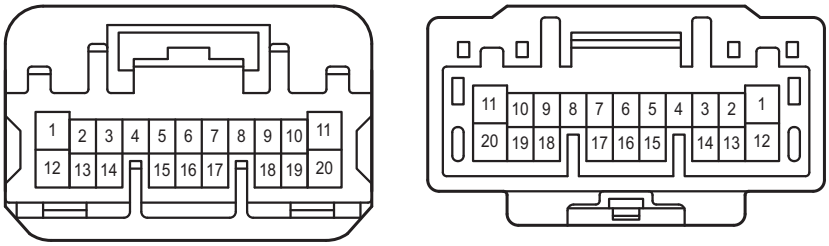

JG3
Black

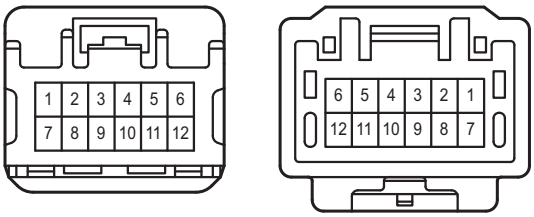

KG1
Gray

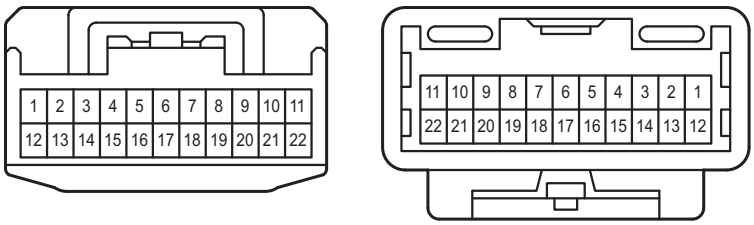

KG2
White

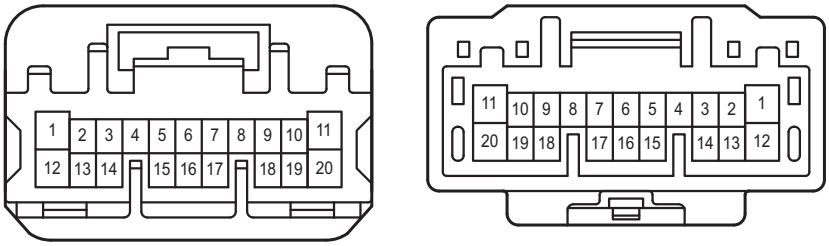

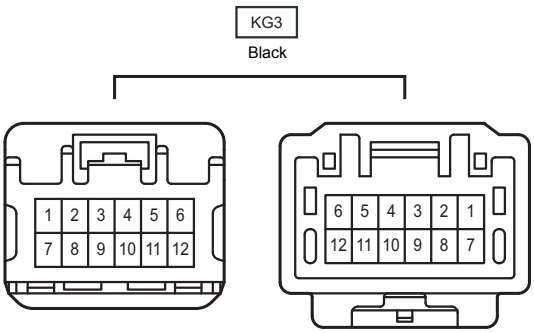
KG3
Black
1 2 3 4 5 6
7 8 9 10 11 12
6 5 4 3 2 1
12 11 10 9 8 7

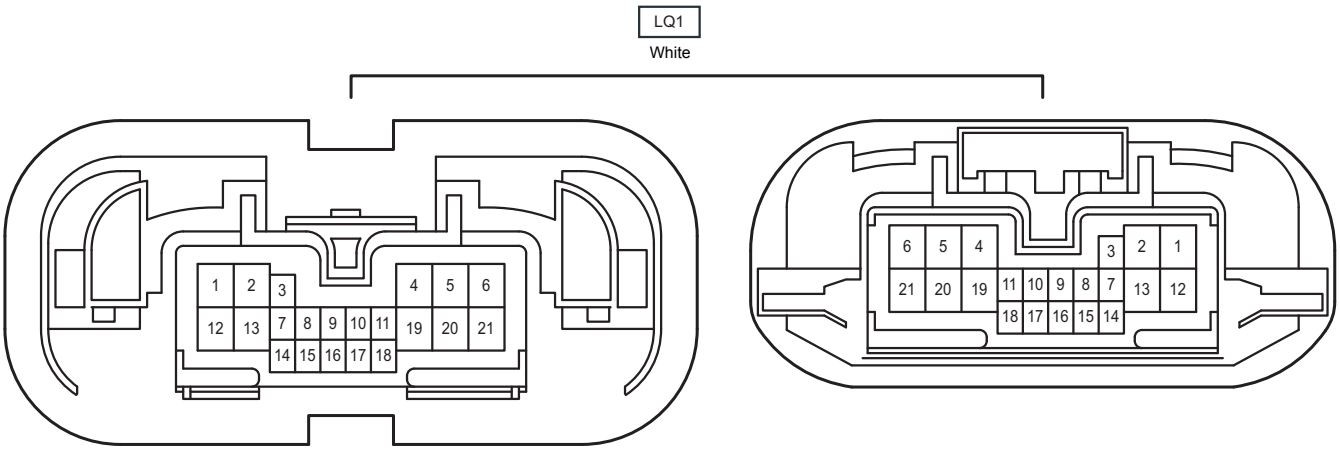
LQ1
White
1 2 3 4 5 6
12 13 7 8 9 10 11 19 20 21
14 15 16 17 18
6 5 4 3 2 1
21 20 19 11 10 9 8 7 13 12
18 17 16 15 14

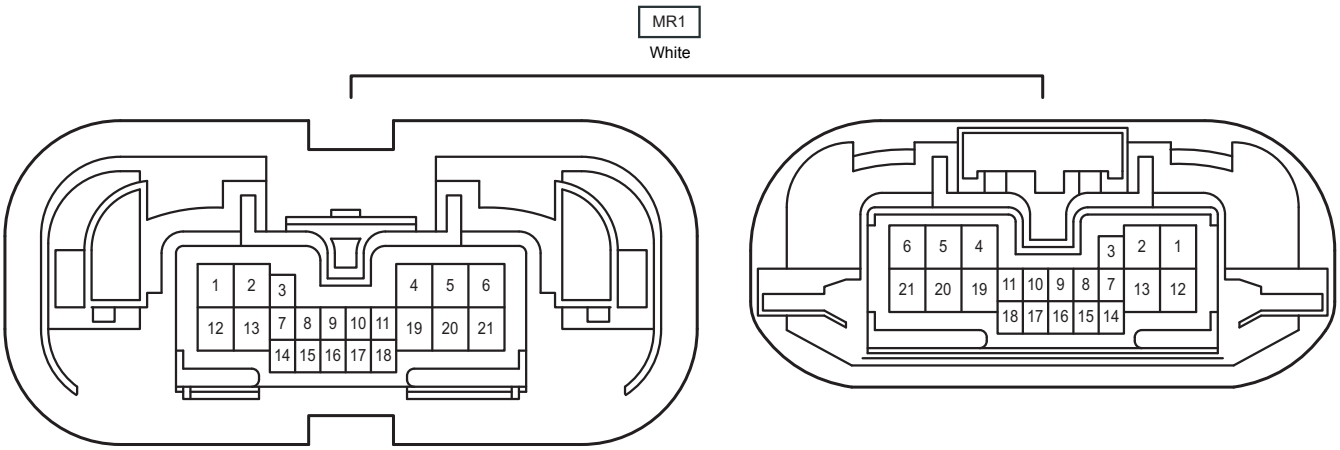
MR1
White
1 2 3 4 5 6
12 13 7 8 9 10 11 19 20 21
14 15 16 17 18
6 5 4 3 2 1
21 20 19 11 10 9 8 7 13 12
18 17 16 15 14

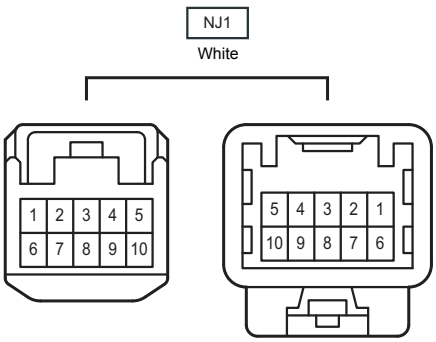
NJ1
White
1 2 3 4 5
6 7 8 9 10
5 4 3 2 1
10 9 8 7 6

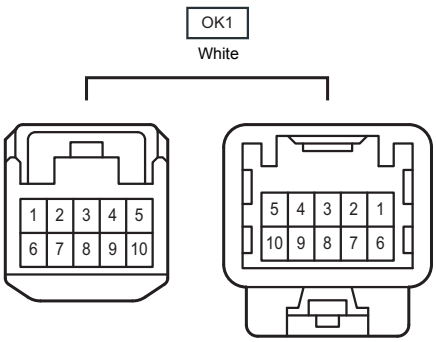
OK1
White
1 2 3 4 5
6 7 8 9 10
5 4 3 2 1
10 9 8 7 6

WG1
White

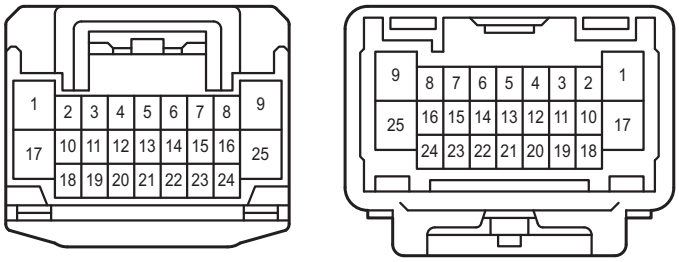

XQ1
White

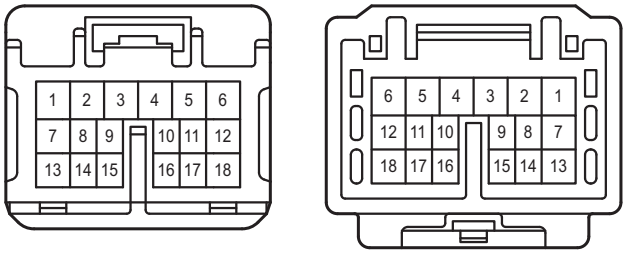

XQ2
White

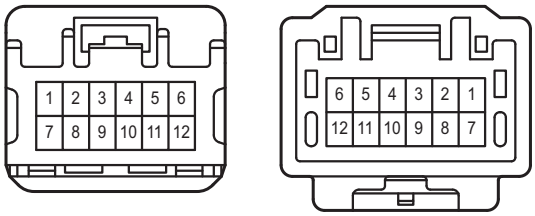
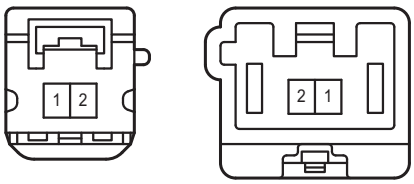
sG1
White