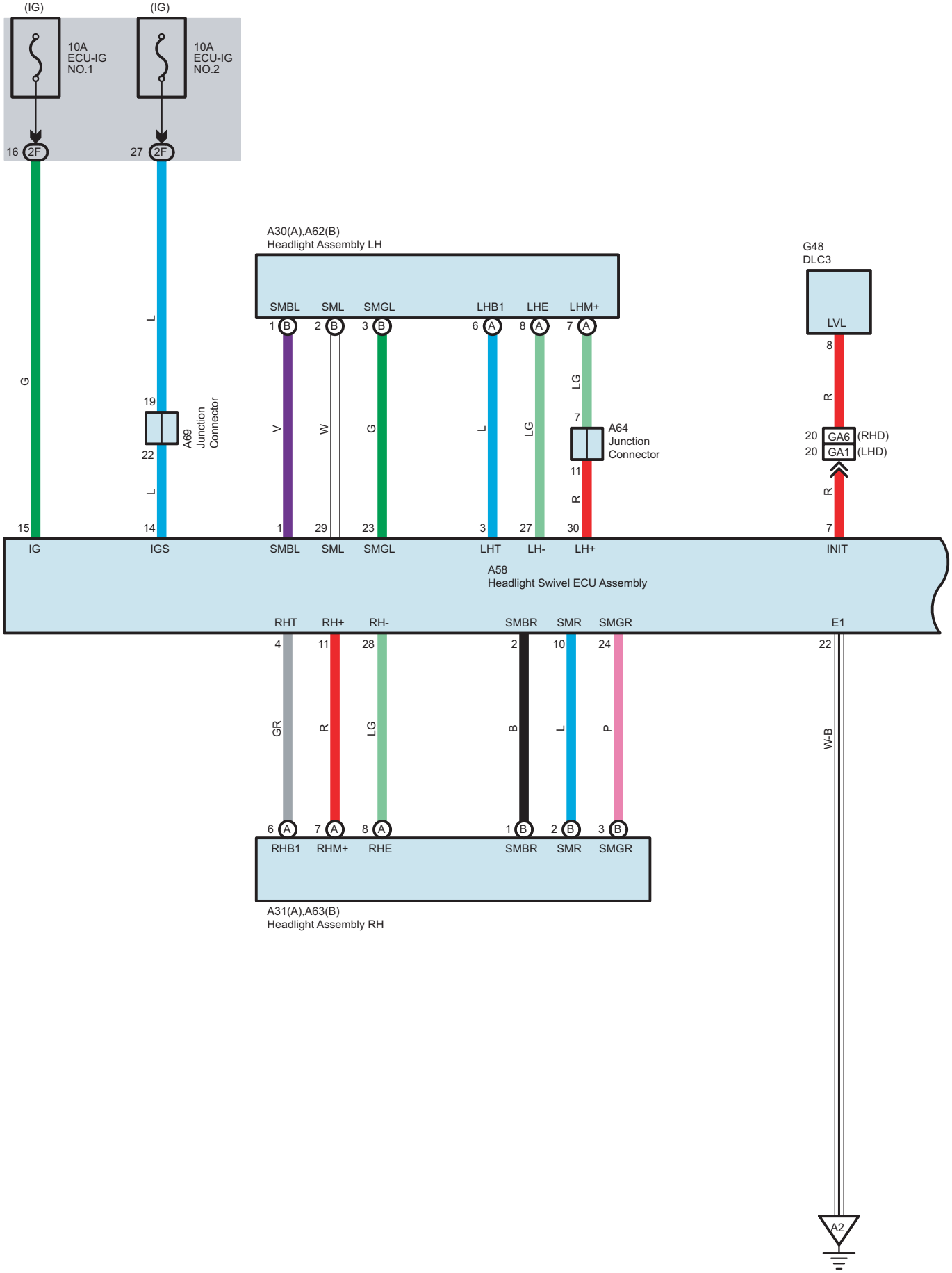
(IG)
10A
ECU-IG
NO.1
(IG)
10A
ECU-IG
NO.2
16 2F
27 2F
G
L
19
22
A69
Junction
Connector
L
15
14
IG
IGS
A30(A),A62(B)
Headlight Assembly LH
SMBL
SML
SMGL
LHB1
LHE
LHM+
1 B
2 B
3 B
6 A
8 A
7 A
V
W
G
L
LG
LG
7
A64
Junction
Connector
11
R
1
29
23
3
27
30
SMBL
SML
SMGL
LHT
LH-
LH+
G48
DLC3
LVL
8
R
20 GA6 (RHD)
20 GA1 (LHD)
R
7
INIT
A58
Headlight Swivel ECU Assembly
RHT
RH+
RH-
SMBR
SMR
SMGR
E1
4
11
28
2
10
24
22
GR
R
LG
B
L
P
W-B
6 A
7 A
8 A
1 B
2 B
3 B
RHB1
RHM+
RHE
SMBR
SMR
SMGR
A31(A),A63(B)
Headlight Assembly RH
A2

* 1 :w/ Electronic Modulated Air Suspension
* 2 :w/o Electronic Modulated Air Suspension

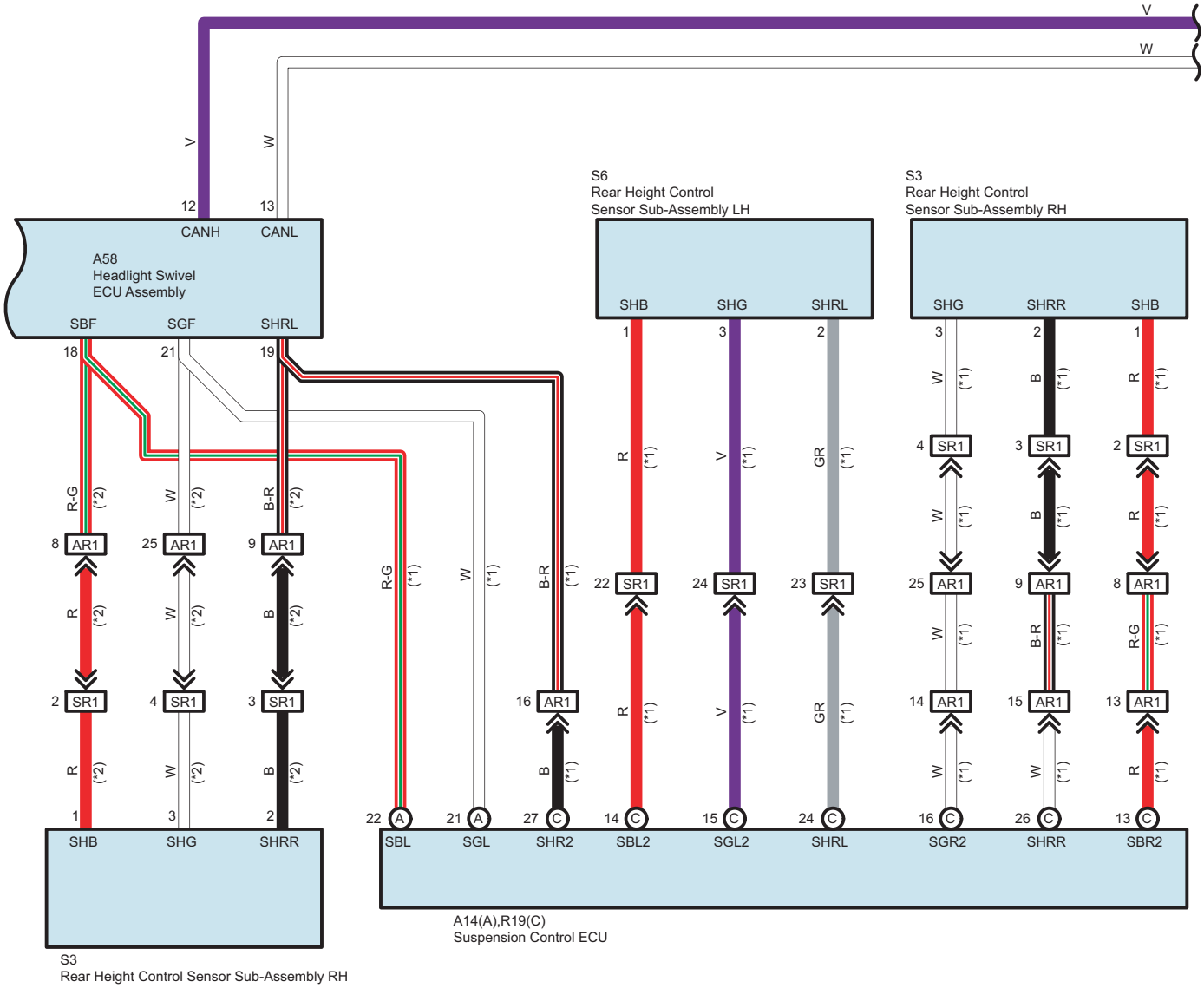

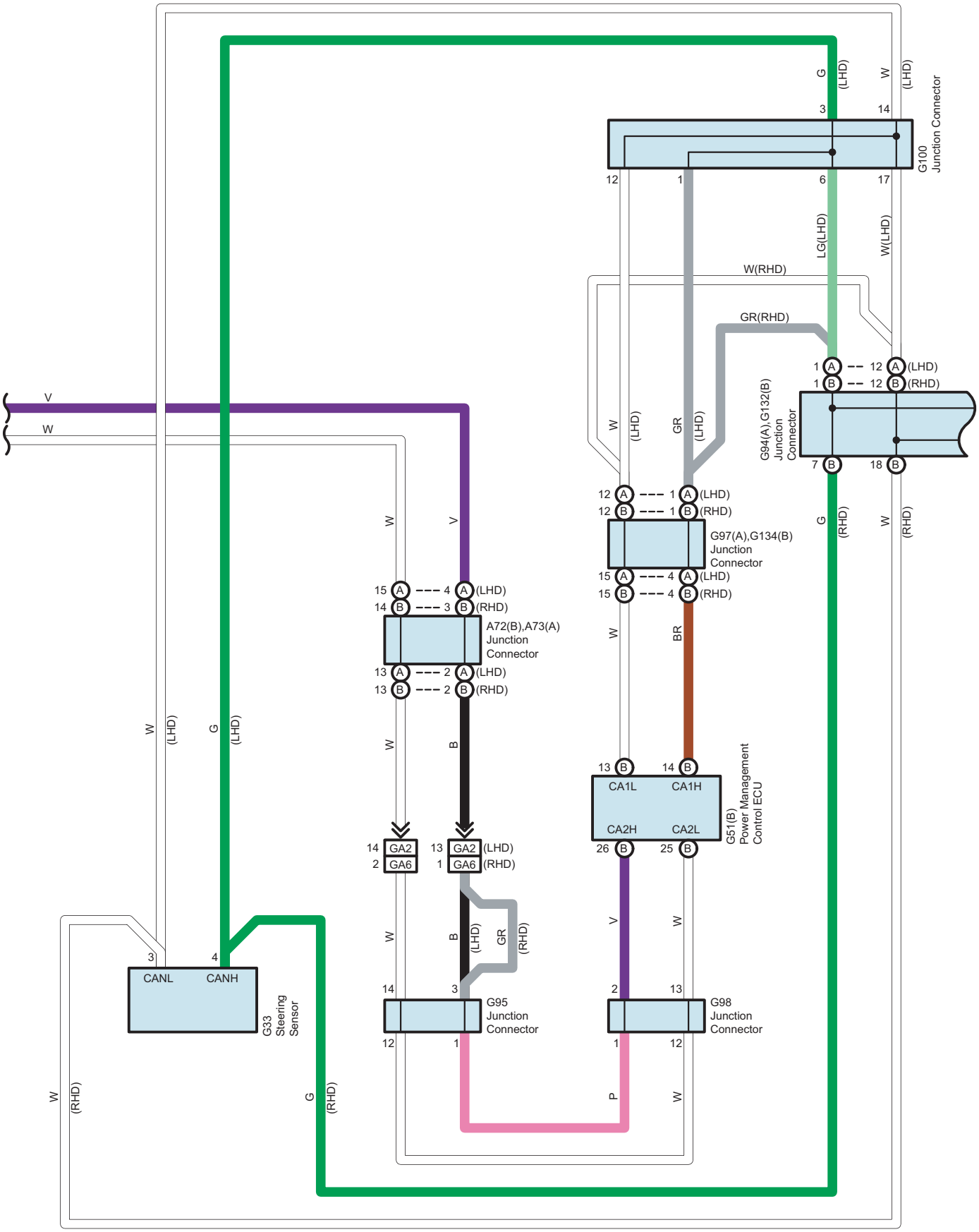
G100
Junction Connector
G94(A),G132(B)
Junction
Connector
G97(A),G134(B)
Junction
Connector
A72(B),A73(A)
Junction
Connector
G51(B)
Power Management
Control ECU
G95
Junction
Connector
G98
Junction
Connector
G33
Steering
Sensor
CANL
CANH
CA1L
CA1H
CA2H
CA2L
GA2
GA6
(LHD)
(RHD)
W(RHD)
GR(RHD)
LG(LHD)
W(LHD)

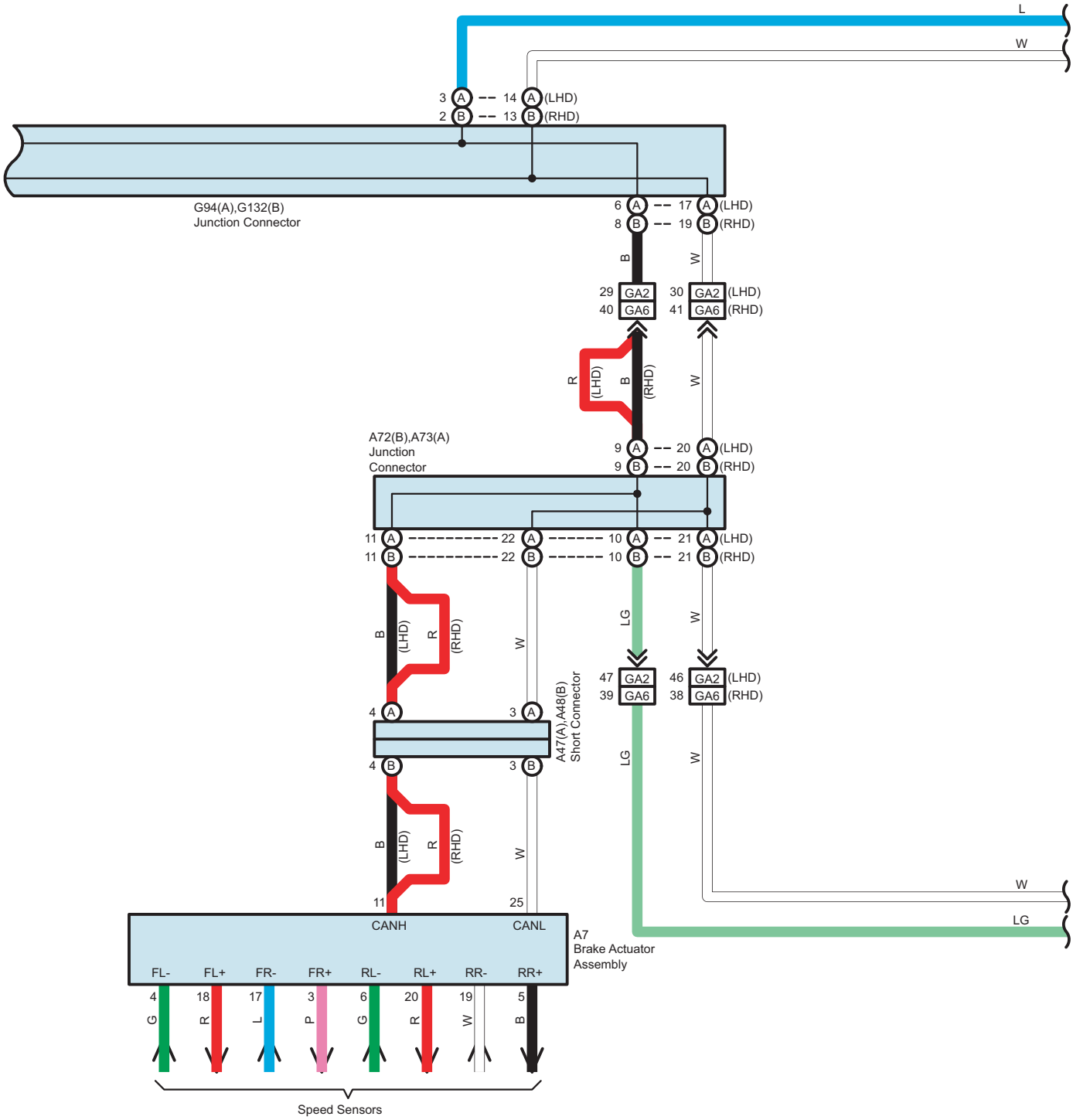
L
W
3 A -- 14 A (LHD)
2 B -- 13 B (RHD)
G94(A),G132(B)
Junction Connector
6 A -- 17 A (LHD)
8 B -- 19 B (RHD)
B
W
29 GA2
40 GA6
30 GA2 (LHD)
41 GA6 (RHD)
R (LHD)
B (RHD)
W
A72(B),A73(A)
Junction
Connector
9 A -- 20 A (LHD)
9 B -- 20 B (RHD)
11 A ---------- 22 A ------ 10 A -- 21 A (LHD)
11 B ---------- 22 B ------ 10 B -- 21 B (RHD)
B (LHD)
R (RHD)
W
LG
W
47 GA2
39 GA6
46 GA2 (LHD)
38 GA6 (RHD)
4 A
3 A
A47(A),A48(B)
Short Connector
4 B
3 B
LG
W
B (LHD)
R (RHD)
W
11
25
W
LG
CANH
CANL
A7
Brake Actuator
Assembly
FL-
FL+
FR-
FR+
RL-
RL+
RR-
RR+
4 G
18 R
17 L
3 P
6 G
20 R
19 W
5 B
Speed Sensors

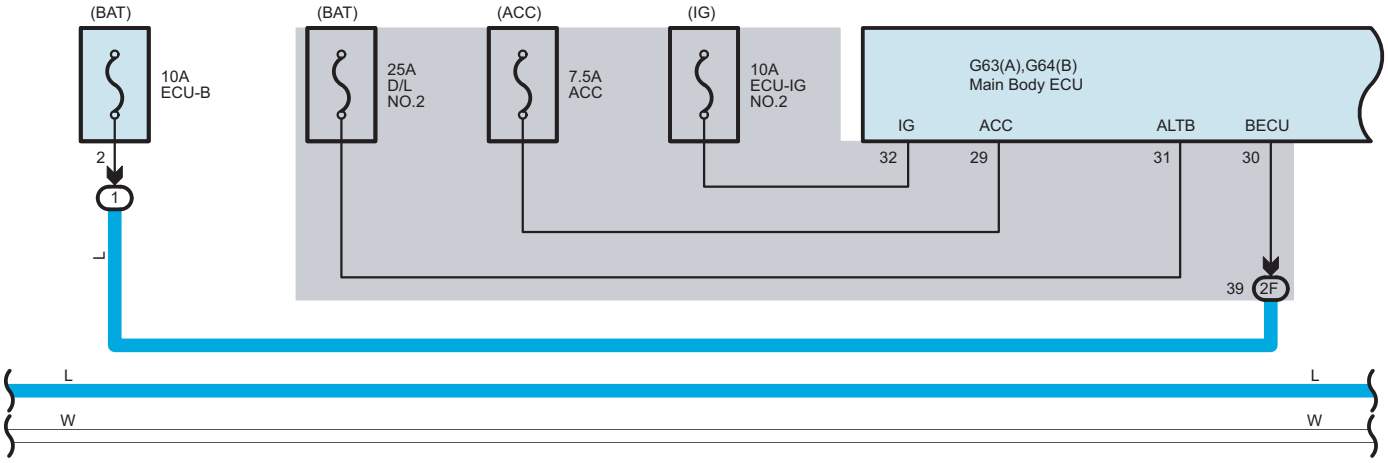
(BAT)
10A
ECU-B
2
1
L
(BAT)
25A
D/L
NO.2
(ACC)
7.5A
ACC
(IG)
10A
ECU-IG
NO.2
G63(A),G64(B)
Main Body ECU
IG
ACC
ALTB
BECU
32
29
31
30
39
2F
L
L
W
W

W
W
LG
LG

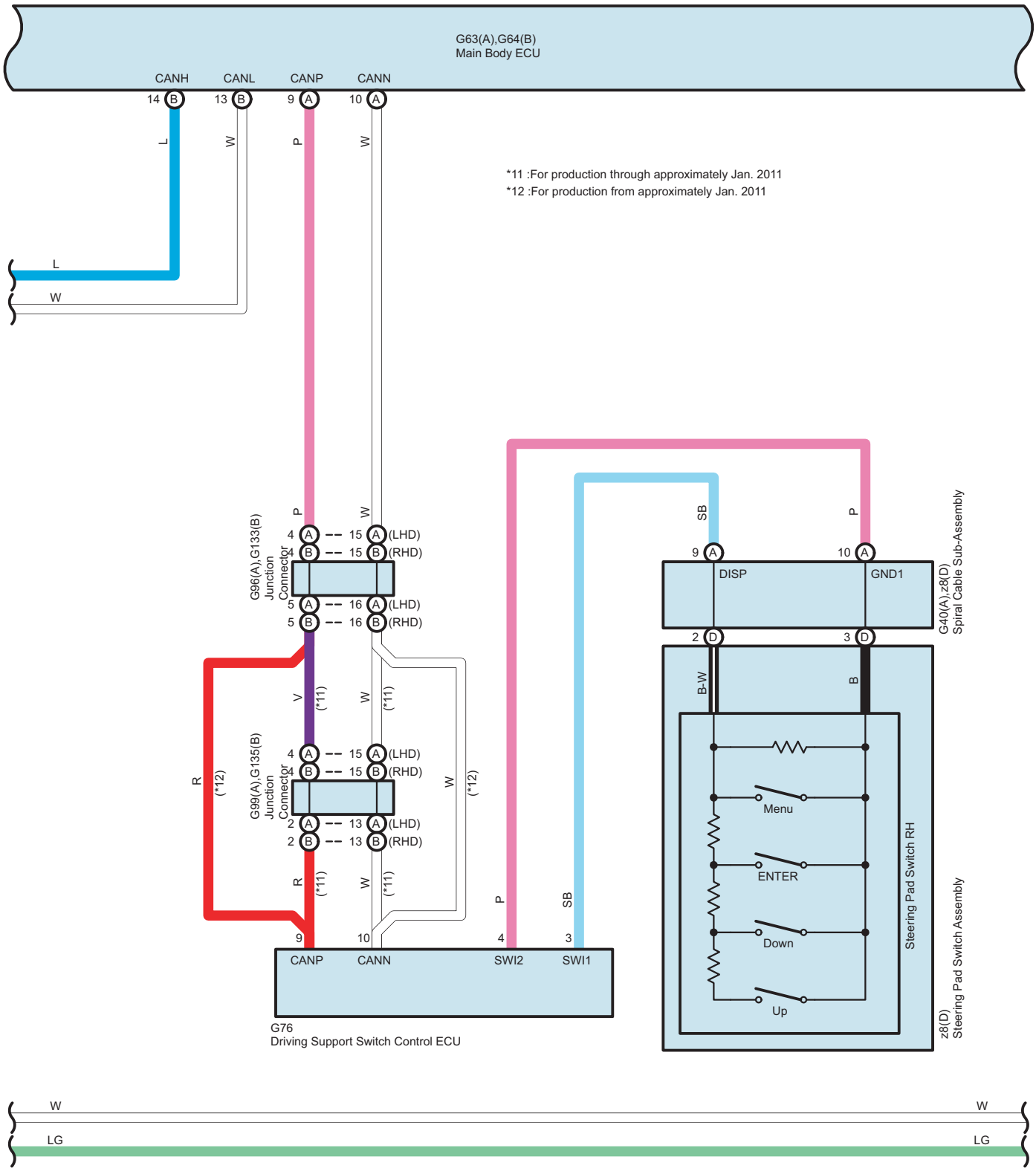
G63(A),G64(B)
Main Body ECU
CANH
CANL
CANP
CANN
14 B
13 B
9 A
10 A
L
W
P
W
*11 :For production through approximately Jan. 2011
*12 :For production from approximately Jan. 2011
L
W
G96(A),G133(B)
Junction
Connector
4 A -- 15 A (LHD)
4 B -- 15 B (RHD)
5 A -- 16 A (LHD)
5 B -- 16 B (RHD)
V
(*11)
W
(*11)
R
(*12)
W
(*12)
G99(A),G135(B)
Junction
Connector
4 A -- 15 A (LHD)
4 B -- 15 B (RHD)
2 A -- 13 A (LHD)
2 B -- 13 B (RHD)
R
(*11)
W
(*11)
9
10
CANP
CANN
P
4
SWI2
SB
3
SWI1
G76
Driving Support Switch Control ECU
SB
P
9 A
10 A
DISP
GND1
G40(A),z8(D)
Spiral Cable Sub-Assembly
2 D
3 D
B-W
B
Menu
ENTER
Down
Up
Steering Pad Switch RH
z8(D)
Steering Pad Switch Assembly
W
W
LG
LG

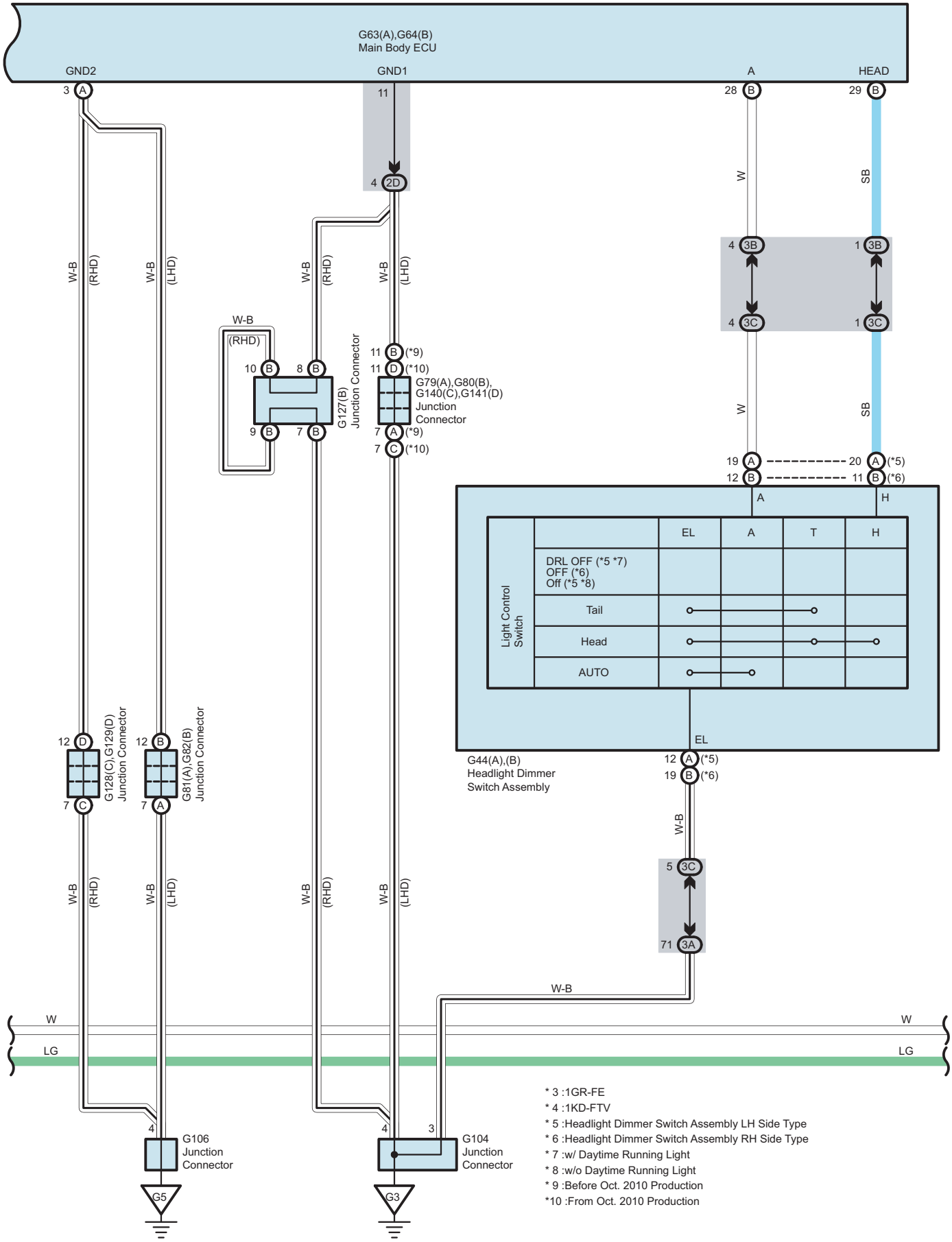
G63(A),G64(B)
Main Body ECU
GND2
GND1
A
HEAD
3 A
11
4 2D
28 B
29 B
W
SB
4 3B
1 3B
4 3C
1 3C
W-B
(RHD)
(LHD)
W-B
(RHD)
10 B
8 B
9 B
7 B
G127(B)
Junction Connector
11 B (*9)
11 D (*10)
G79(A),G80(B),
G140(C),G141(D)
Junction
Connector
7 A (*9)
7 C (*10)
19 A
20 A (*5)
12 B
11 B (*6)
A
H
EL
A
T
H
Light Control
Switch
DRL OFF (*5 *7)
OFF (*6)
Off (*5 *8)
Tail
Head
AUTO
EL
G44(A),(B)
Headlight Dimmer
Switch Assembly
12 A (*5)
19 B (*6)
12 D
7 C
G128(C),G129(D)
Junction Connector
12 B
7 A
G81(A),G82(B)
Junction Connector
5 3C
71 3A
W
LG
4
G106
Junction
Connector
G5
4
3
G104
Junction
Connector
G3
* 3 :1GR-FE
* 4 :1KD-FTV
* 5 :Headlight Dimmer Switch Assembly LH Side Type
* 6 :Headlight Dimmer Switch Assembly RH Side Type
* 7 :w/ Daytime Running Light
* 8 :w/o Daytime Running Light
* 9 :Before Oct. 2010 Production
*10 :From Oct. 2010 Production

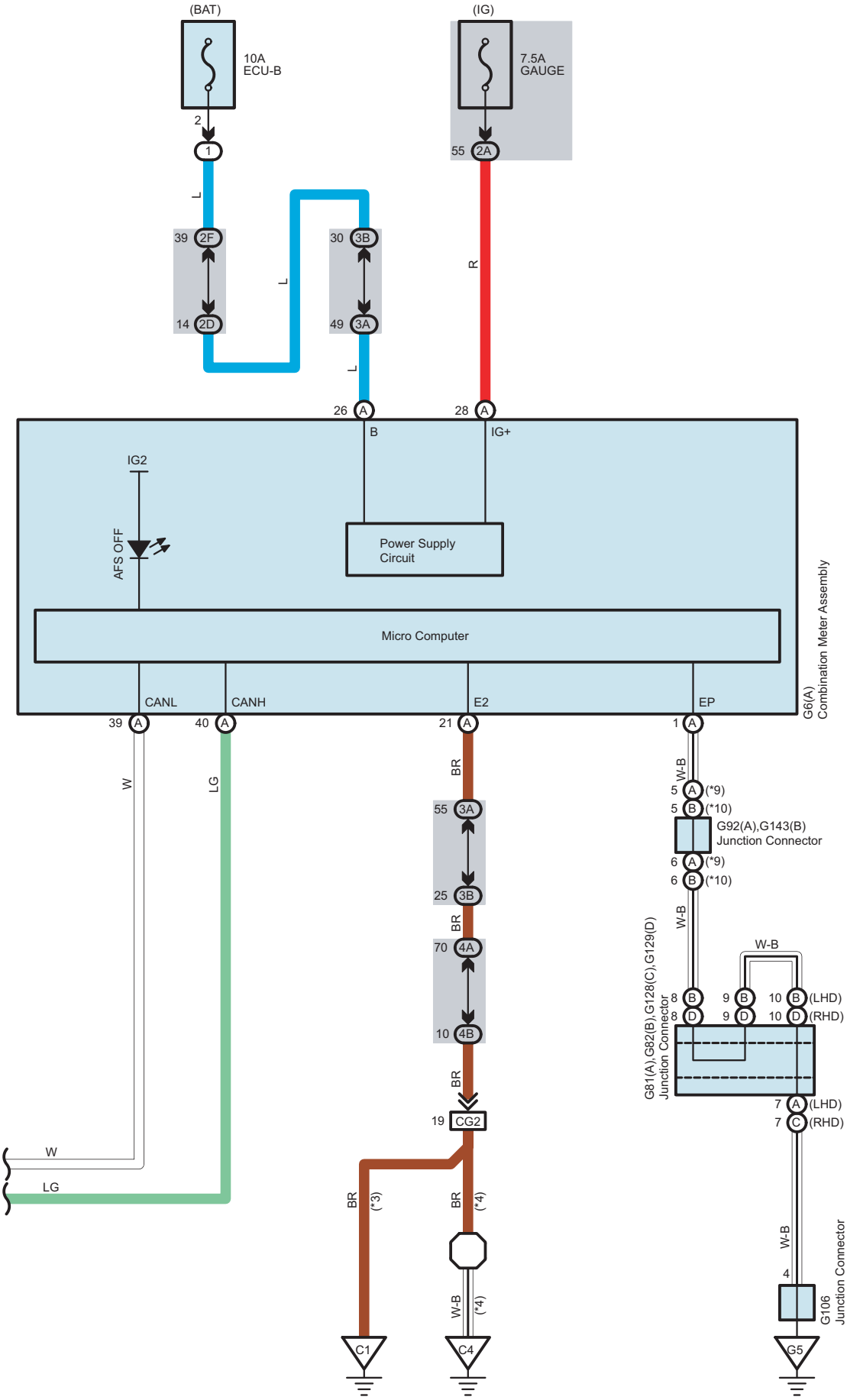
(BAT)
10A
ECU-B
(IG)
7.5A
GAUGE
2
1
55
2A
L
39
2F
30
3B
L
R
14
2D
49
3A
L
26
A
28
A
B
IG+
IG2
AFS OFF
Power Supply
Circuit
Micro Computer
CANL
CANH
E2
EP
G6(A)
Combination Meter Assembly
39
A
40
A
21
A
1
A
W
LG
BR
W-B
5
A
(*9)
5
B
(*10)
55
3A
G92(A),G143(B)
Junction Connector
6
A
(*9)
6
B
(*10)
25
3B
BR
W-B
70
4A
W-B
G81(A),G82(B),G128(C),G129(D)
Junction Connector
8
B
9
B
10
B
(LHD)
8
D
9
D
10
D
(RHD)
10
4B
BR
19
CG2
7
A
(LHD)
7
C
(RHD)
W
LG
BR
(*3)
BR
(*4)
W-B
4
W-B
(*4)
G106
Junction Connector
C1
C4
G5

A7
Black

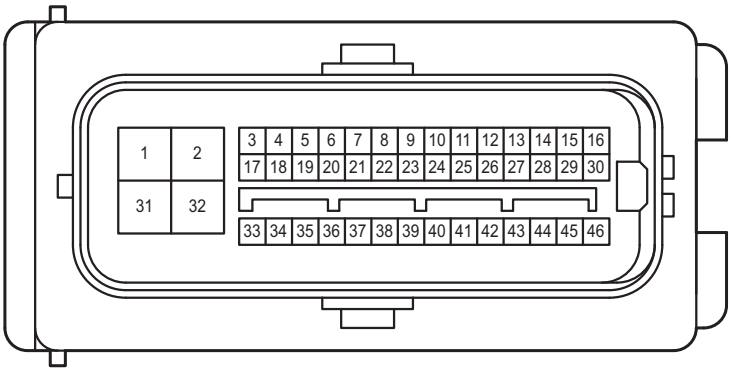

A14
Black

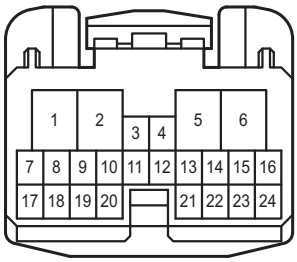

A30
Gray



A31
Gray



A47
Gray

A48
Gray

A58
White

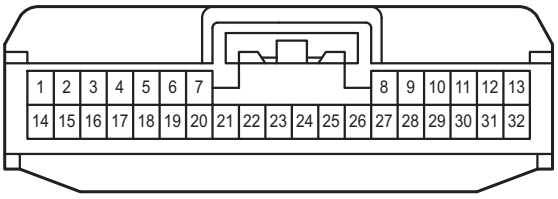

A62
Gray

A63
Gray

A64
White

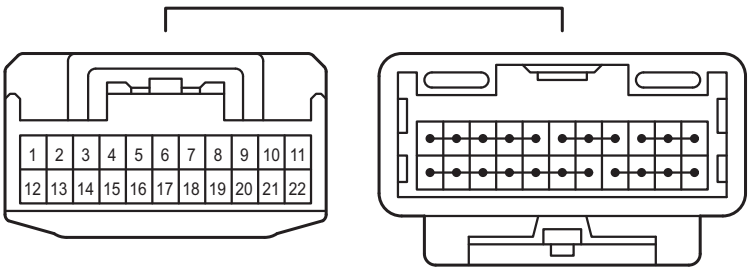

A69
White

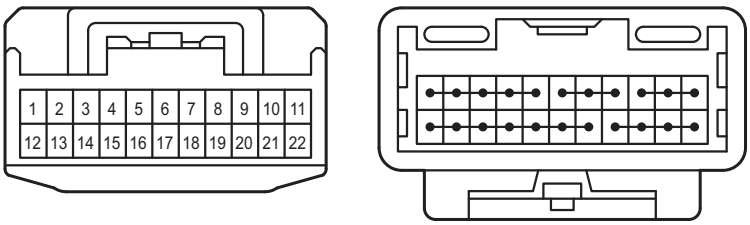

A72
White

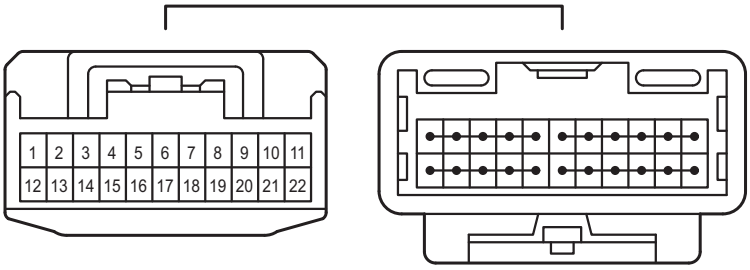

A73
White

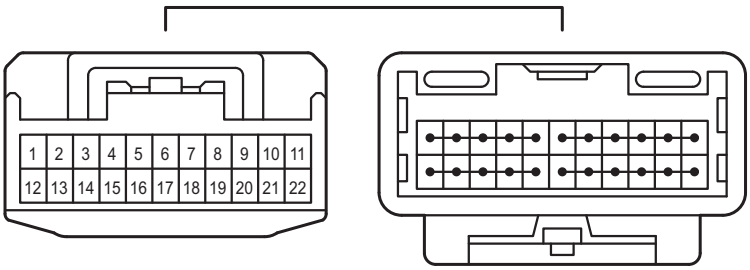

G6
Black

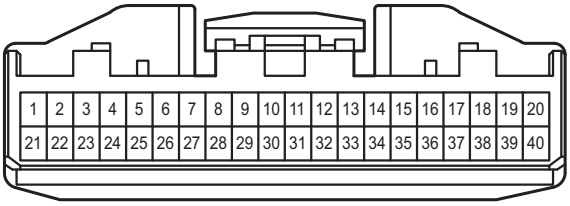

G33
White



G40
Black

G44
White

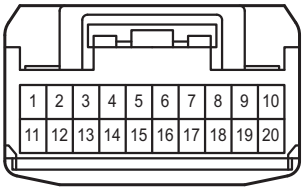

G48
White

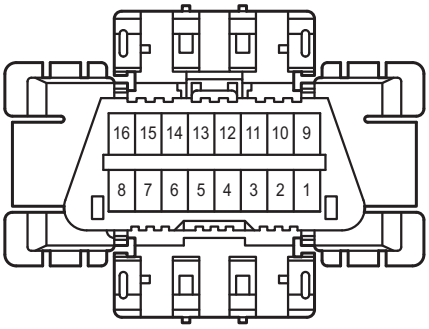

G51
Black

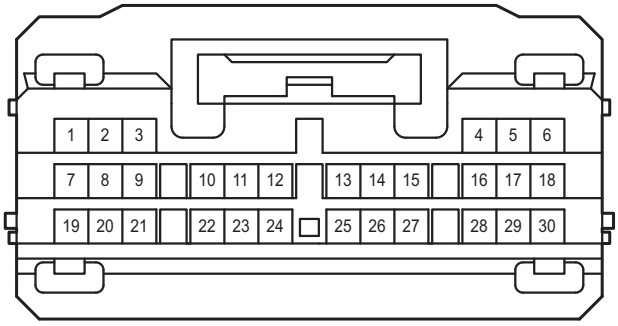

G63
White

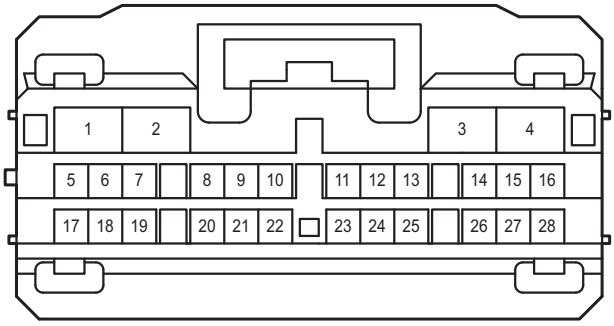

G64
White

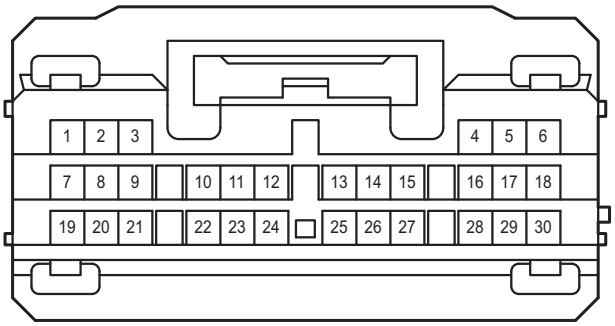

G76
Black

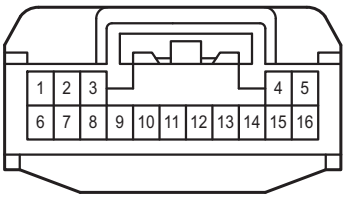

G79
White

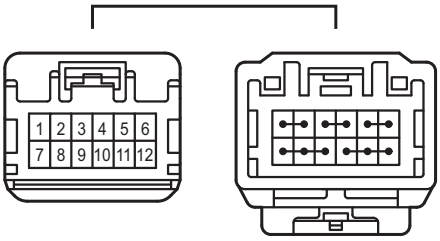

G80
White

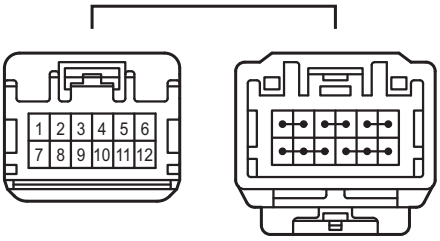

G81
White

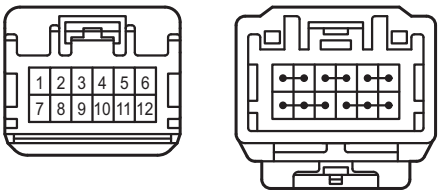

G82
White

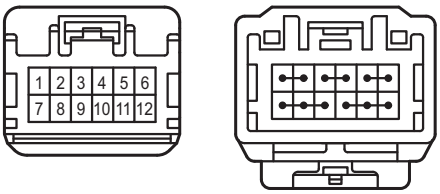

G92
White

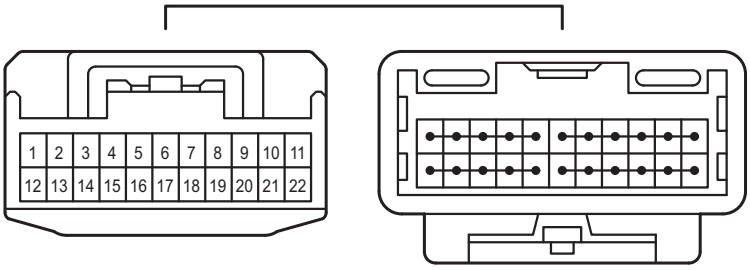

G94
White

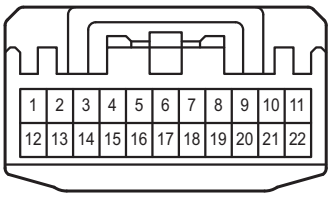

G95
White

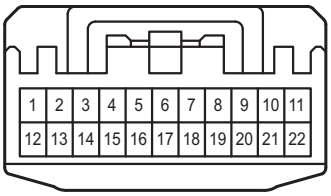

G96
White

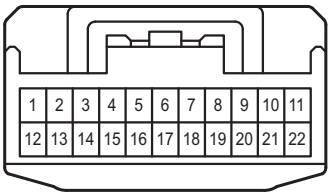

G97
White

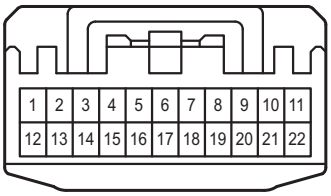

G98
White

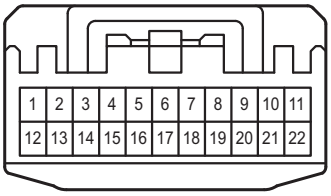

G99
White

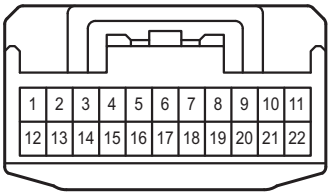

G100
Gray

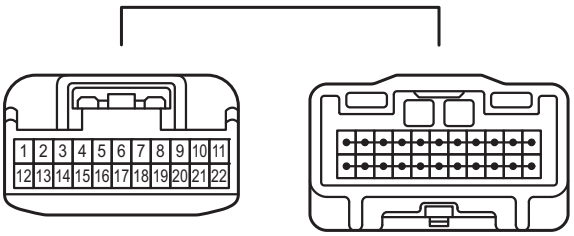

G104
White

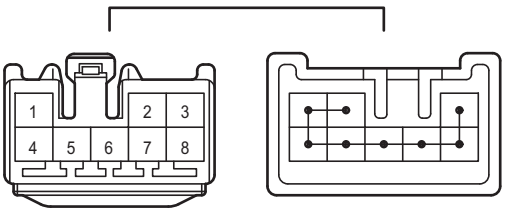

G106
White

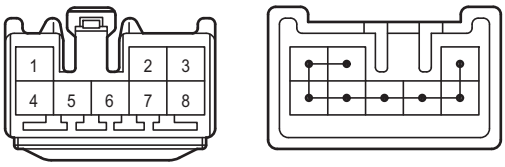

G127
Black

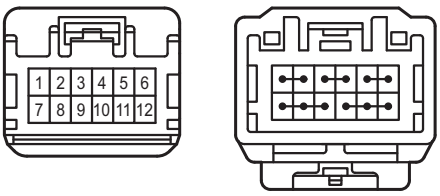

G128
Black

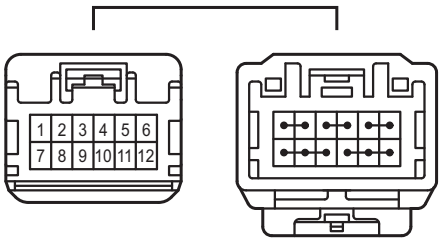

G129
Black

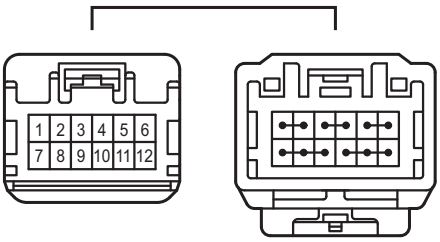

G132
Gray

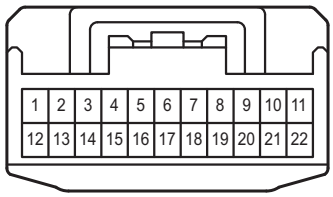

G133
White

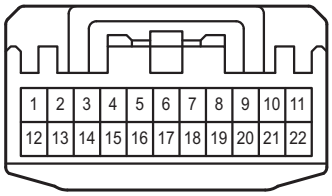

G134
Gray

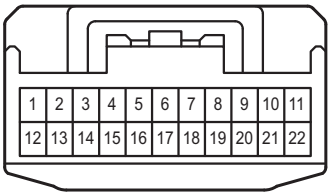

G135
White

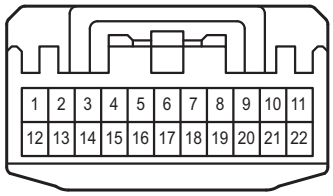

G140
Black

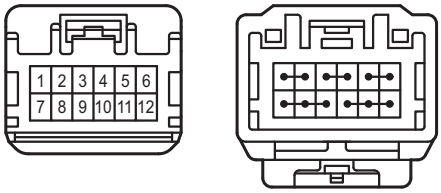

G141
Black

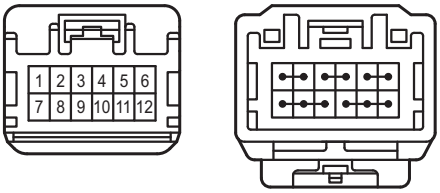

G143
Black

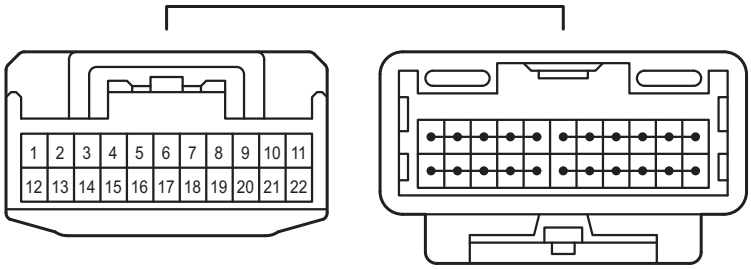

R19
Black



S3
Black

S6
Black

z8
White

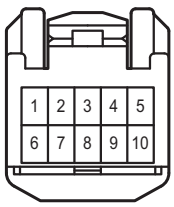

2A
White

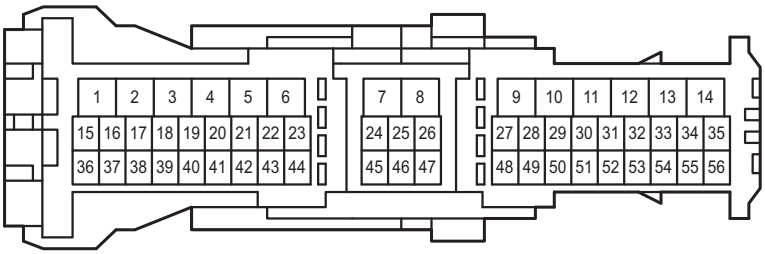

2D
White

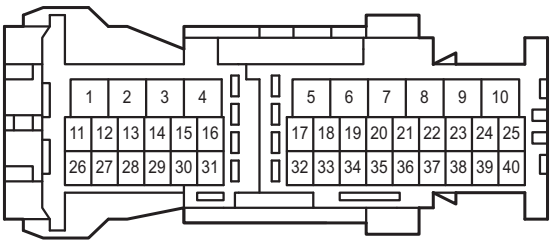

2F
White

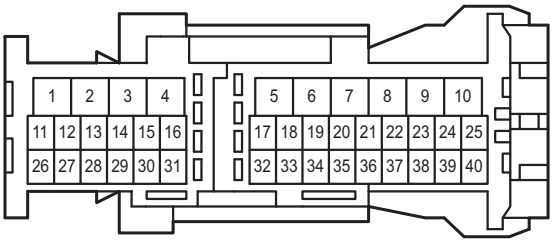

3A
White

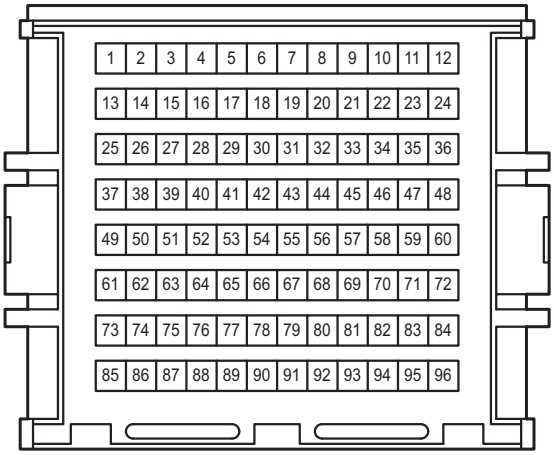

3B
White

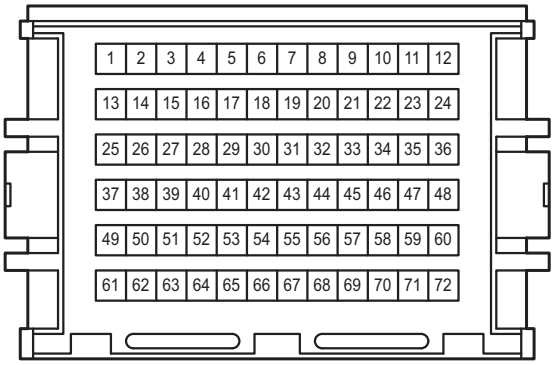

3C
White

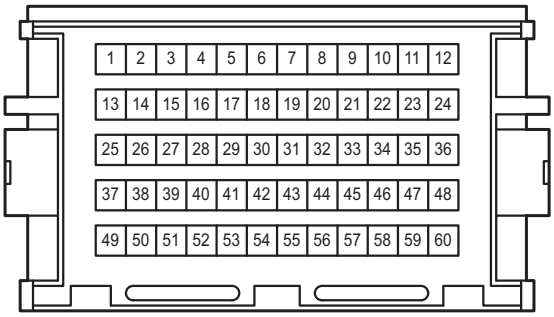

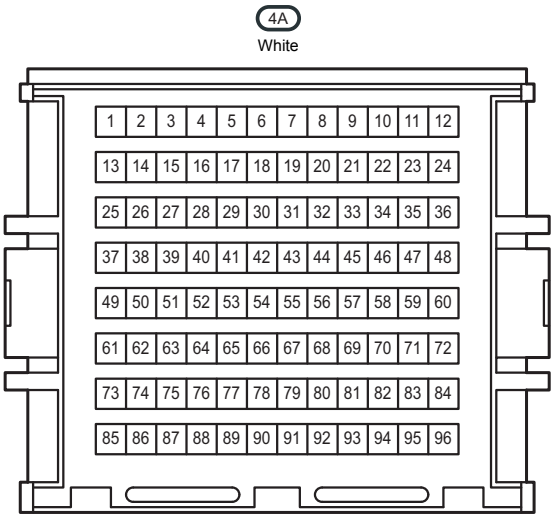
4A
White
1 2 3 4 5 6 7 8 9 10 11 12
13 14 15 16 17 18 19 20 21 22 23 24
25 26 27 28 29 30 31 32 33 34 35 36
37 38 39 40 41 42 43 44 45 46 47 48
49 50 51 52 53 54 55 56 57 58 59 60
61 62 63 64 65 66 67 68 69 70 71 72
73 74 75 76 77 78 79 80 81 82 83 84
85 86 87 88 89 90 91 92 93 94 95 96

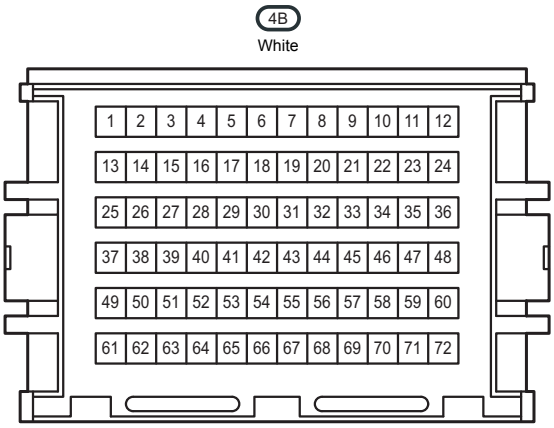
4B
White
1 2 3 4 5 6 7 8 9 10 11 12
13 14 15 16 17 18 19 20 21 22 23 24
25 26 27 28 29 30 31 32 33 34 35 36
37 38 39 40 41 42 43 44 45 46 47 48
49 50 51 52 53 54 55 56 57 58 59 60
61 62 63 64 65 66 67 68 69 70 71 72

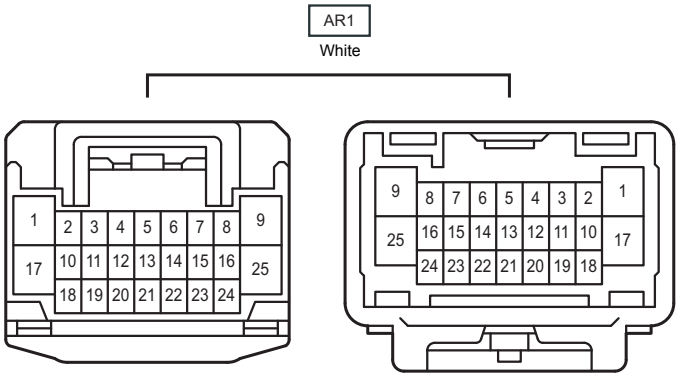
AR1
White
1 2 3 4 5 6 7 8 9
17 10 11 12 13 14 15 16 25
18 19 20 21 22 23 24
9 8 7 6 5 4 3 2 1
25 16 15 14 13 12 11 10 17
24 23 22 21 20 19 18

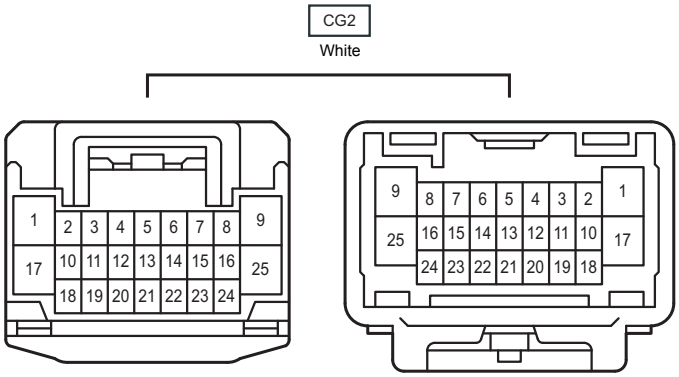
CG2
White
1 2 3 4 5 6 7 8 9
17 10 11 12 13 14 15 16 25
18 19 20 21 22 23 24
9 8 7 6 5 4 3 2 1
25 16 15 14 13 12 11 10 17
24 23 22 21 20 19 18

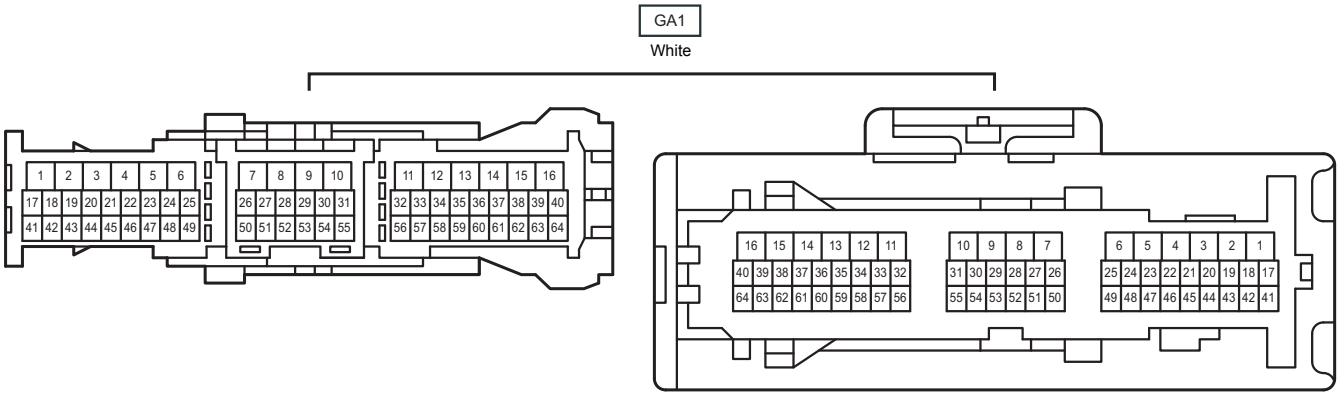
GA1
White
1 2 3 4 5 6
17 18 19 20 21 22 23 24 25
41 42 43 44 45 46 47 48 49
7 8 9 10
26 27 28 29 30 31
50 51 52 53 54 55
11 12 13 14 15 16
32 33 34 35 36 37 38 39 40
56 57 58 59 60 61 62 63 64
16 15 14 13 12 11
40 39 38 37 36 35 34 33 32
64 63 62 61 60 59 58 57 56
10 9 8 7
31 30 29 28 27 26
55 54 53 52 51 50
6 5 4 3 2 1
25 24 23 22 21 20 19 18 17
49 48 47 46 45 44 43 42 41

GA2
White

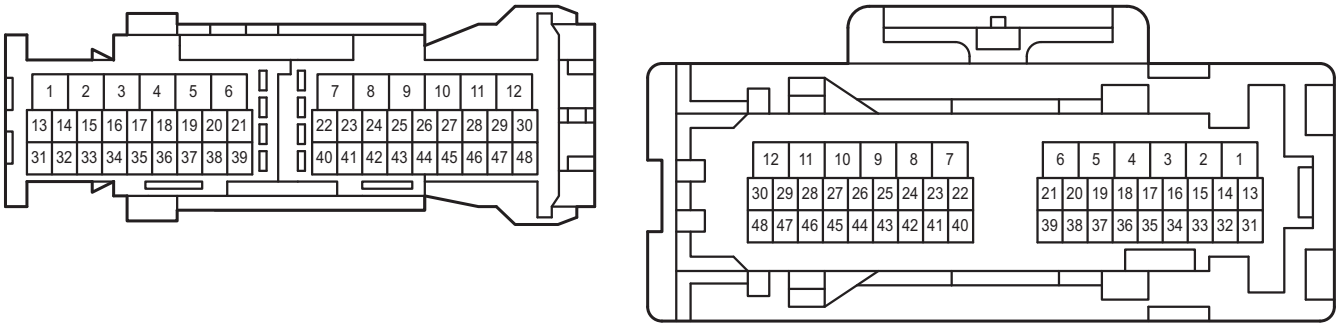

GA6
White

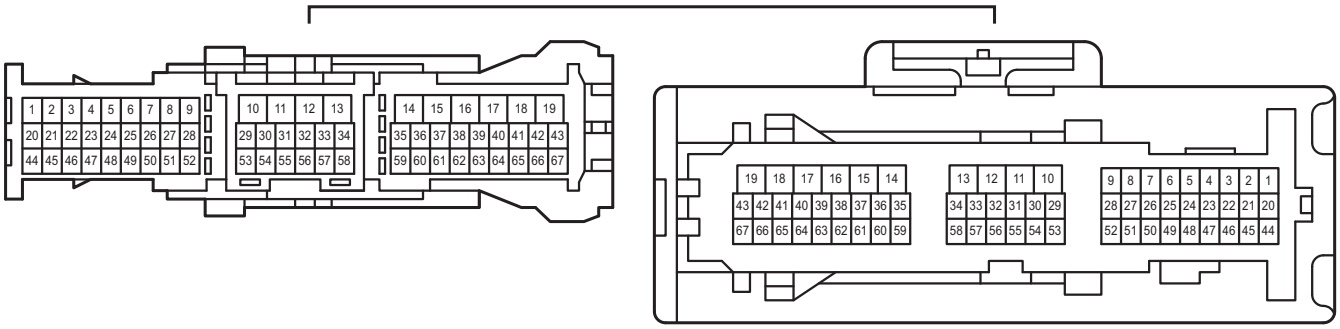
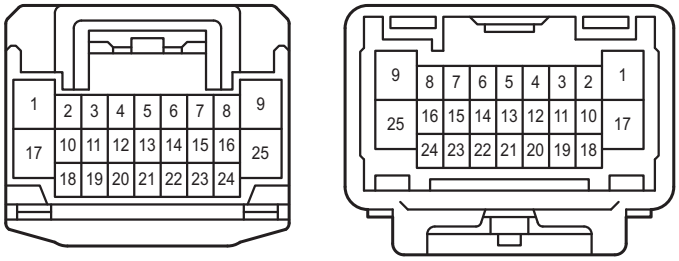
SR1
White