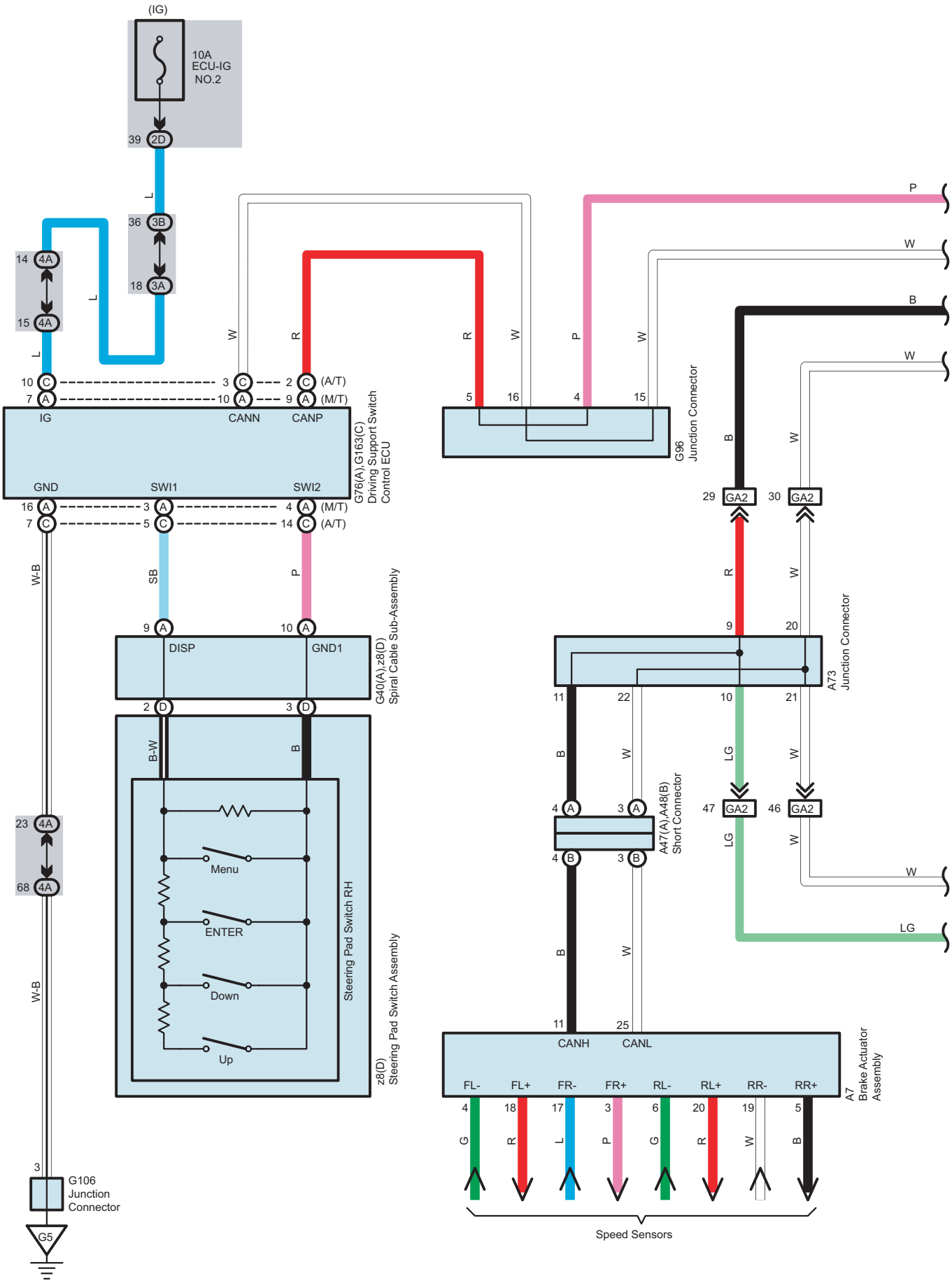
(IG)
10A
ECU-IG
NO.2
39 2D
36 3B
18 3A
14 4A
15 4A
23 4A
68 4A
10 C
7 A
IG
3 C
10 A
CANN
2 C (A/T)
9 A (M/T)
CANP
G76(A),G163(C)
Driving Support Switch
Control ECU
GND
SWI1
SWI2
16 A
7 C
3 A
5 C
4 A (M/T)
14 C (A/T)
9 A
DISP
10 A
GND1
G40(A),z8(D)
Spiral Cable Sub-Assembly
2 D
3 D
Menu
ENTER
Down
Up
Steering Pad Switch RH
z8(D)
Steering Pad Switch Assembly
3
G106
Junction
Connector
G5
5
16
4
15
G96
Junction Connector
29 GA2
30 GA2
9
20
A73
Junction Connector
11
22
10
21
4 A
3 A
4 B
3 B
A47(A),A48(B)
Short Connector
47 GA2
46 GA2
11
25
CANH
CANL
FL-
FL+
FR-
FR+
RL-
RL+
RR-
RR+
4
18
17
3
6
20
19
5
A7
Brake Actuator
Assembly
Speed Sensors

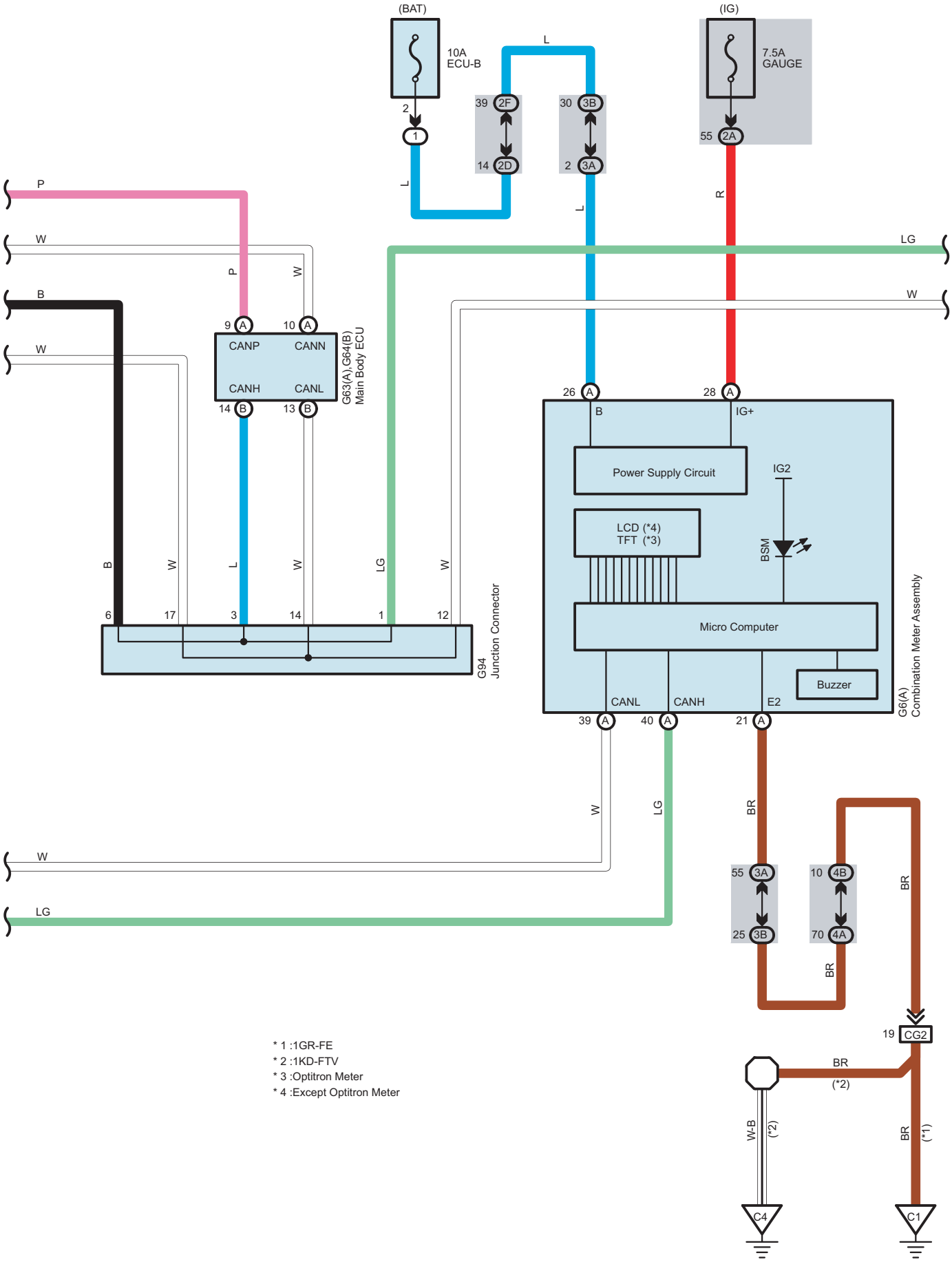


* 1 :1GR-FE
* 2 :1KD-FTV
* 3 :Optitron Meter
* 4 :Except Optitron Meter

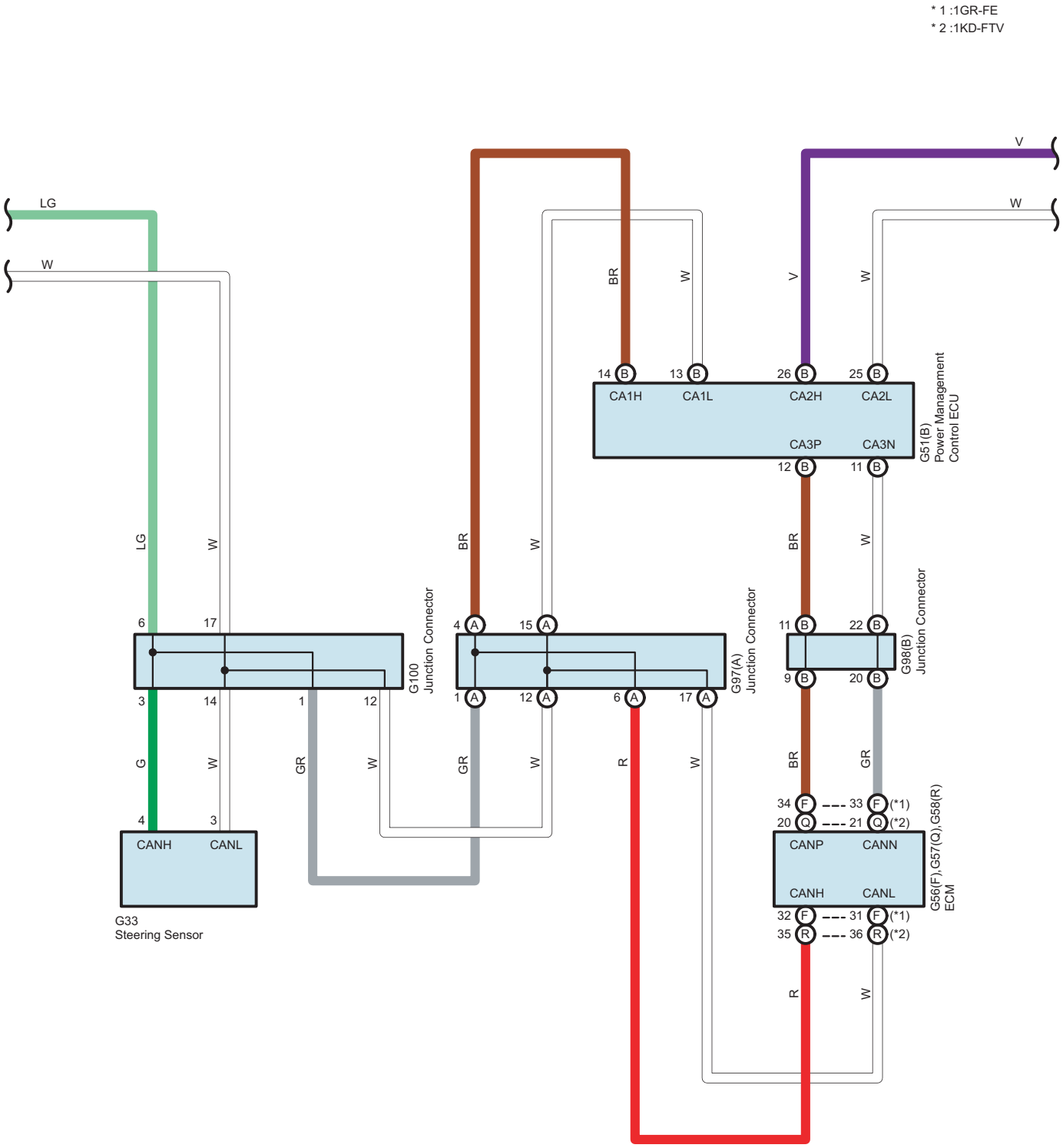
* 1 :1GR-FE
* 2 :1KD-FTV
LG
W
V
W
BR
W
V
W
14 B
13 B
26 B
25 B
CA1H
CA1L
CA2H
CA2L
CA3P
CA3N
12 B
11 B
G51(B)
Power Management
Control ECU
LG
W
BR
W
BR
W
6
17
4 A
15 A
11 B
22 B
G100
Junction Connector
G97(A)
Junction Connector
G98(B)
Junction Connector
9 B
20 B
3
14
1
12
1 A
12 A
6 A
17 A
G
W
GR
W
GR
W
R
W
BR
GR
34 F
33 F (*1)
20 Q
21 Q (*2)
4
3
CANH
CANL
CANP
CANN
CANH
CANL
G56(F),G57(Q),G58(R)
ECM
32 F
31 F (*1)
35 R
36 R (*2)
G33
Steering Sensor
R
W

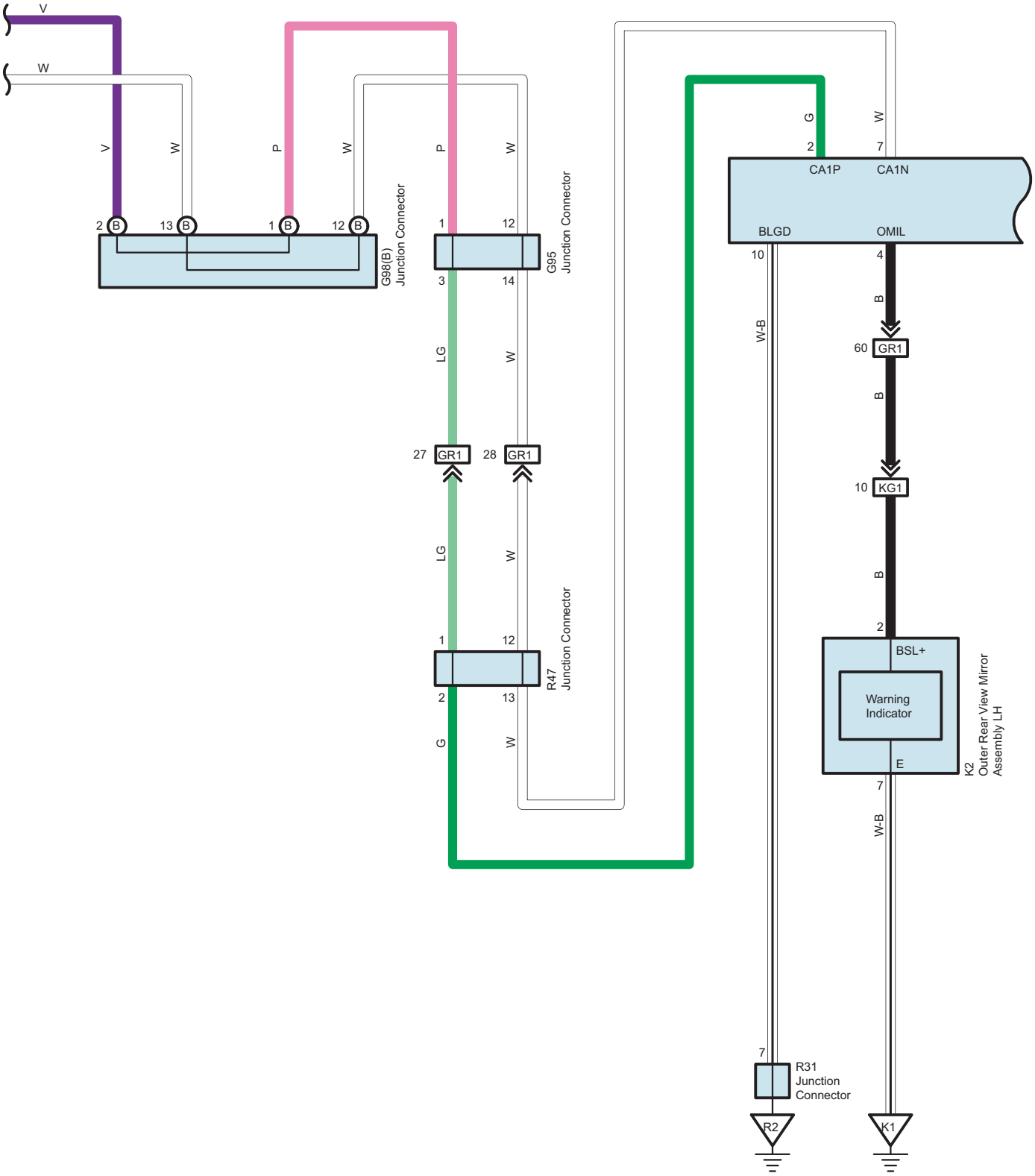
V
W
V
W
P
W
P
W
2
B
13
B
1
B
12
B
G98(B)
Junction Connector
1
12
3
14
G95
Junction Connector
LG
W
27
GR1
28
GR1
LG
W
1
12
2
13
R47
Junction Connector
G
W
G
W
2
7
CA1P
CA1N
BLGD
OMIL
10
4
W-B
B
60
GR1
B
10
KG1
B
2
BSL+
Warning
Indicator
E
K2
Outer Rear View Mirror
Assembly LH
7
W-B
7
R31
Junction
Connector
R2
K1

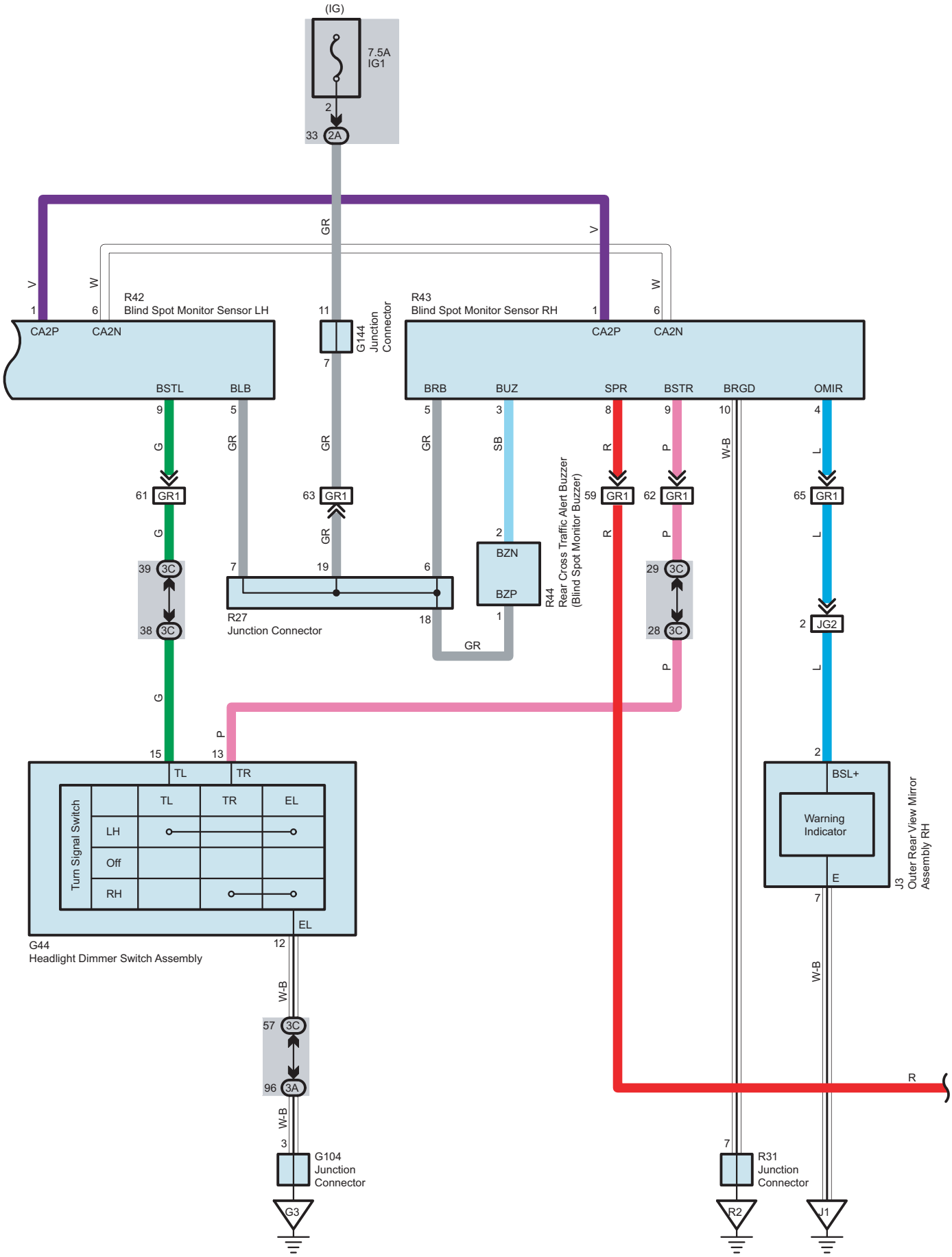
(IG)
7.5A
IG1
2
33 2A
GR
V
V
W
W
R42
Blind Spot Monitor Sensor LH
1
6
CA2P
CA2N
11
G144
Junction
Connector
7
R43
Blind Spot Monitor Sensor RH
1
6
CA2P
CA2N
BSTL
BLB
BRB
BUZ
SPR
BSTR
BRGD
OMIR
9
5
5
3
8
9
10
4
G
GR
GR
GR
SB
R
P
W-B
L
61 GR1
63 GR1
59 GR1
62 GR1
65 GR1
G
GR
R
P
L
39 3C
38 3C
7
19
6
2
BZN
BZP
R44
Rear Cross Traffic Alert Buzzer
(Blind Spot Monitor Buzzer)
29 3C
28 3C
2 JG2
R27
Junction Connector
18
1
GR
P
L
G
P
15
13
2
TL
TR
BSL+
Turn Signal Switch
TL
TR
EL
LH
Off
RH
Warning
Indicator
E
J3
Outer Rear View Mirror
Assembly RH
7
EL
G44
Headlight Dimmer Switch Assembly
12
W-B
W-B
57 3C
96 3A
R
W-B
3
G104
Junction
Connector
G3
7
R31
Junction
Connector
R2
J1

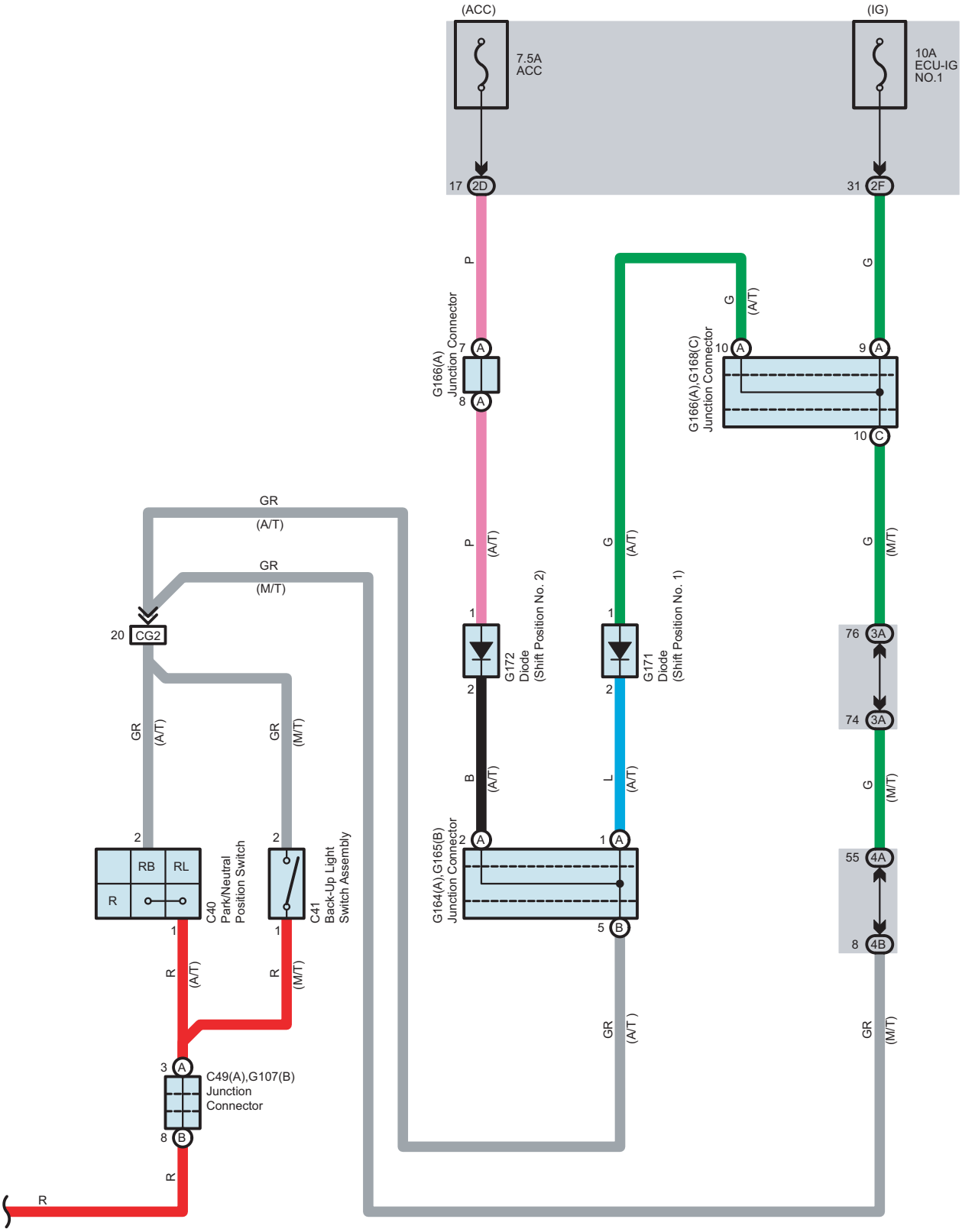
(ACC)
7.5A
ACC
(IG)
10A
ECU-IG
NO.1
17 2D
31 2F
P
G
G166(A)
Junction Connector
7 A
8 A
G
(A/T)
G166(A),G168(C)
Junction Connector
10 A
9 A
10 C
GR
(A/T)
GR
(M/T)
P (A/T)
G (A/T)
G (M/T)
20 CG2
1
2
G172
Diode
(Shift Position No. 2)
1
2
G171
Diode
(Shift Position No. 1)
76 3A
74 3A
GR (A/T)
GR (M/T)
B (A/T)
L (A/T)
G (M/T)
2
RB
RL
R
C40
Park/Neutral
Position Switch
2
C41
Back-Up Light
Switch Assembly
G164(A),G165(B)
Junction Connector
2 A
1 A
5 B
55 4A
8 4B
1
1
R (A/T)
R (M/T)
GR (A/T)
GR (M/T)
3 A
C49(A),G107(B)
Junction
Connector
8 B
R
R

A7
Black

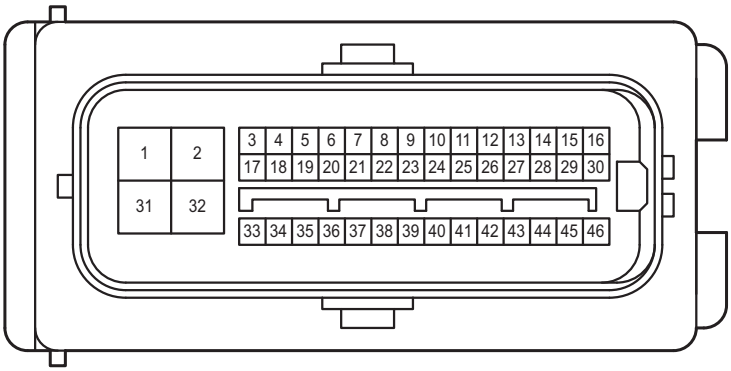


A47
Gray

A48
Gray

A73
White

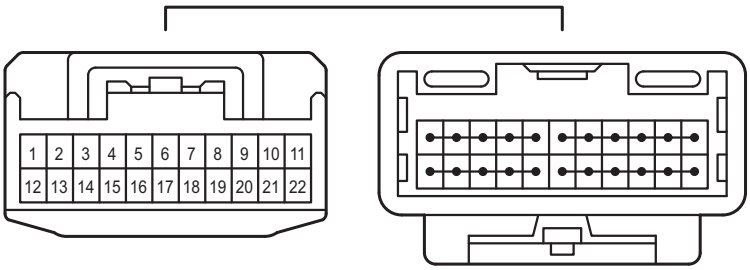


C40
Gray

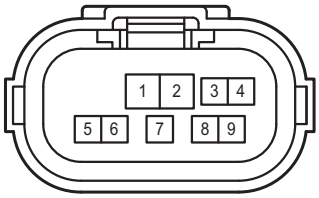


C41
Gray

C49
Blue

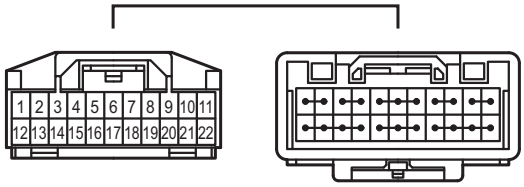


G6
Black

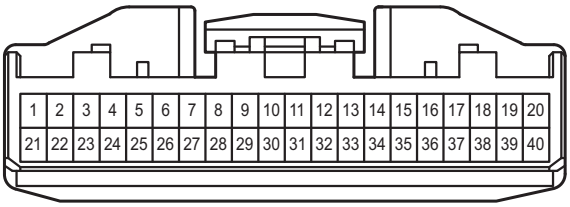


G33
White




G40
Black

G44
White

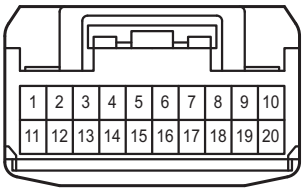


G51
Black

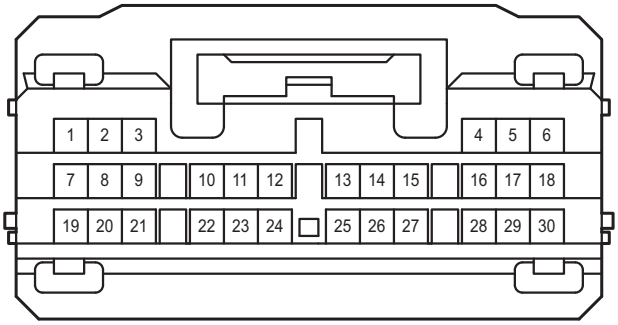


G56
White

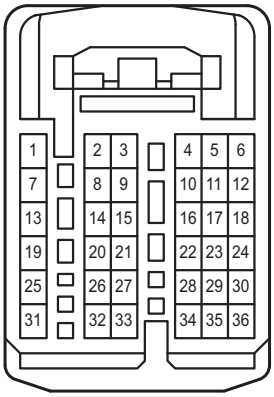


G57
White

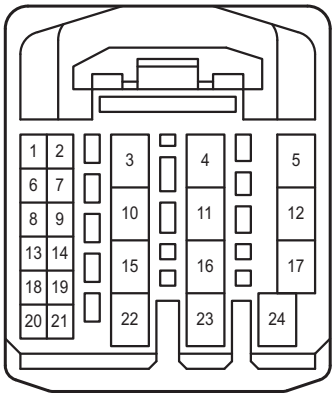


G58
White

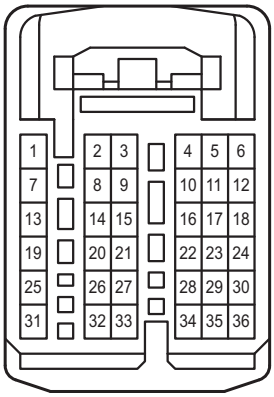


G63
White

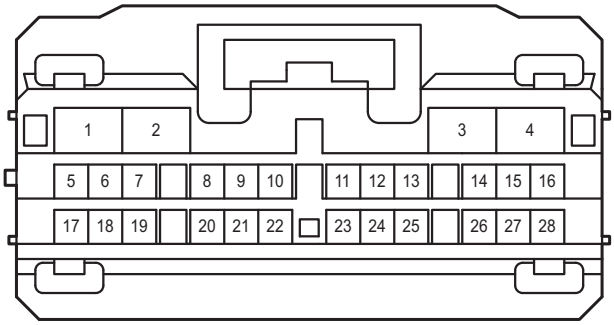


G64
White

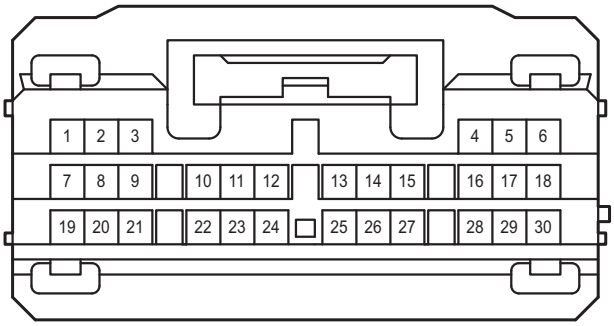


G76
Black

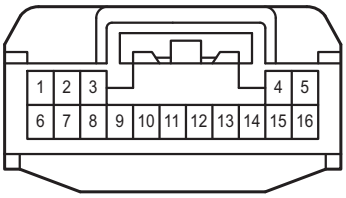


G94
White

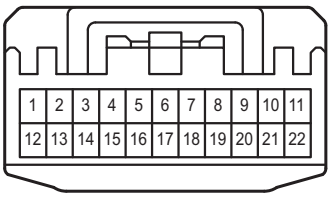


G95
White

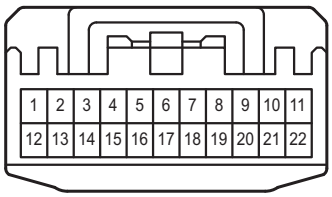


G96
White

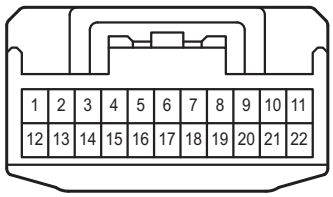

G97
White

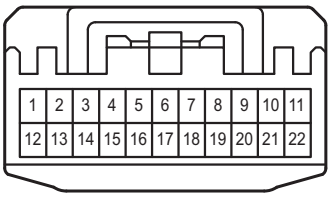


G98
White

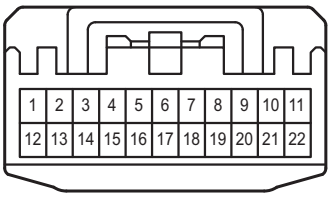


G100
Gray

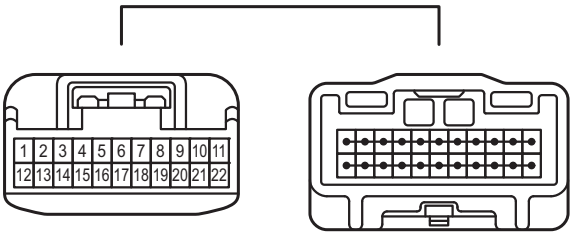


G104
White

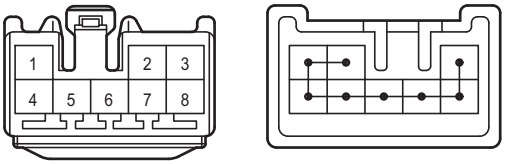


G106
White

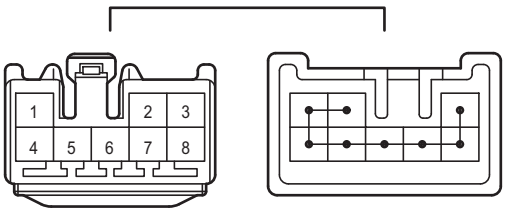


G107
Blue

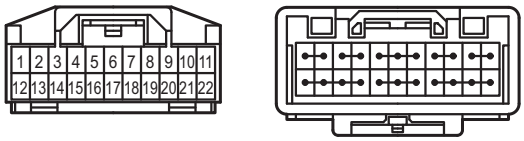


G144
White

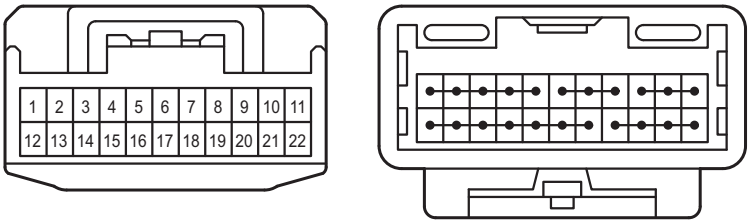


G163
White

G164
Black

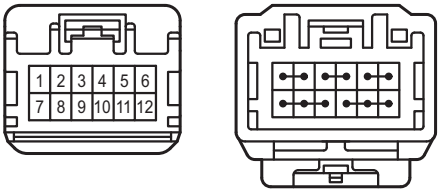


G165
Black

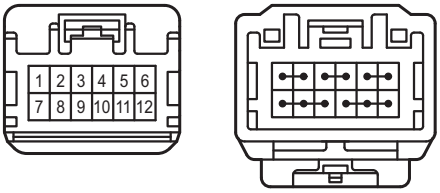

G166
Blue

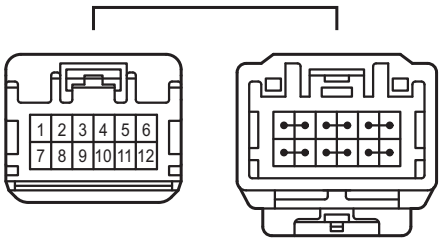


G168
Blue

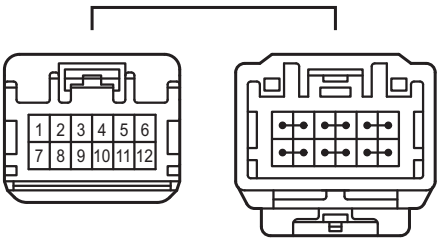


G171
Gray

G172
Gray

J3
White




K2
White




R27
Dark Gray

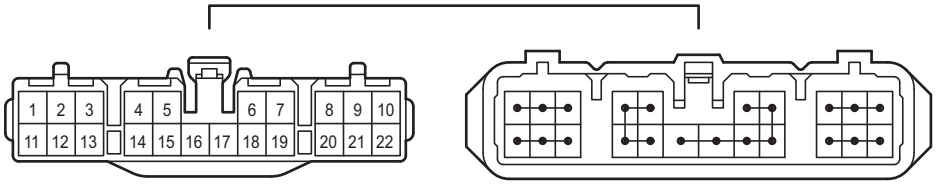


R31
White

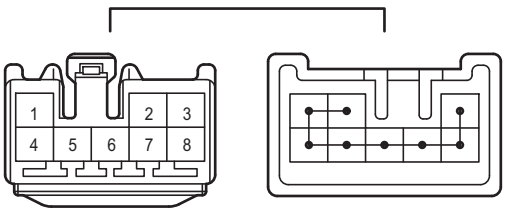


R42
Black

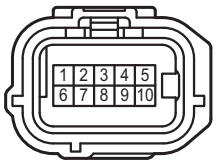


R43
Black

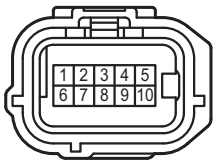


R44
Black

R47
Gray

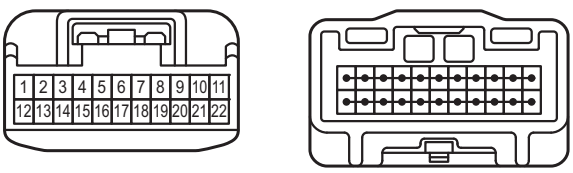


z8
White

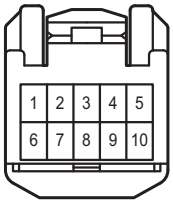

2A
White

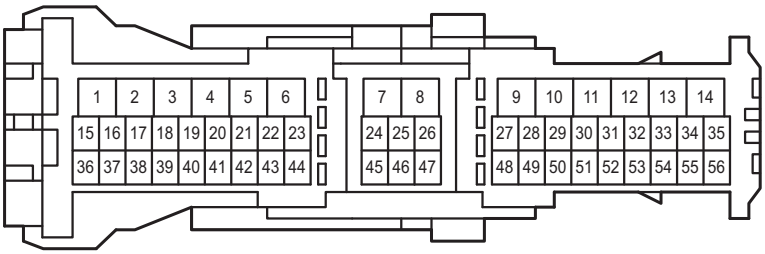


2D
White

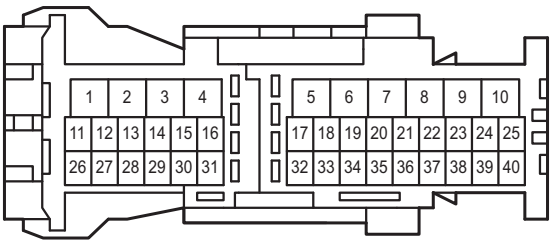


2F
White

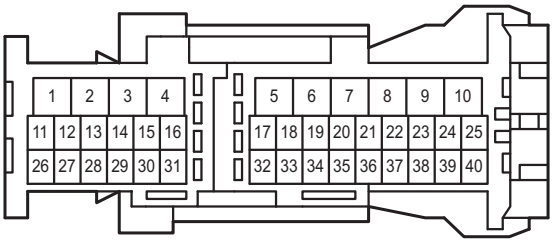


3A
White

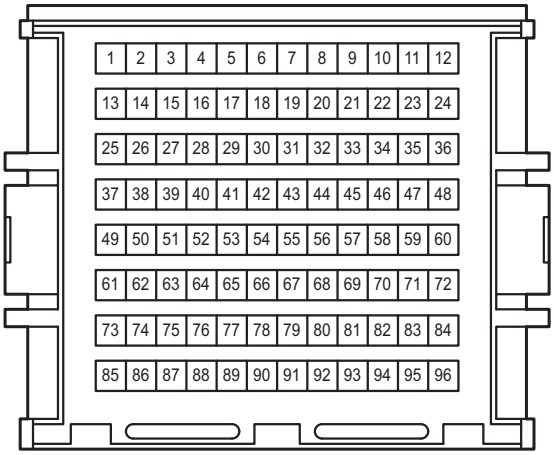


3B
White

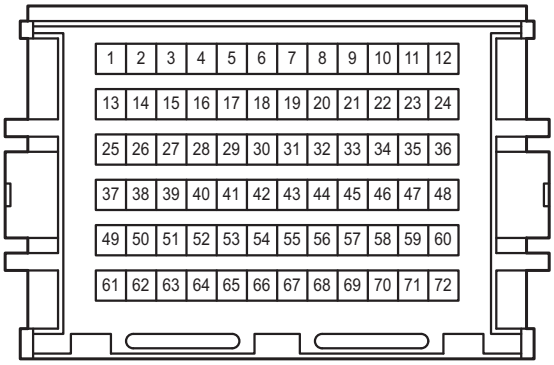


3C
White

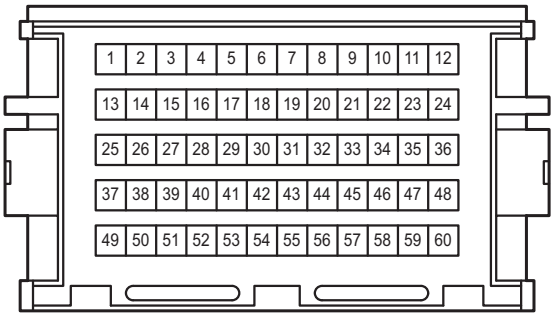

4A
White

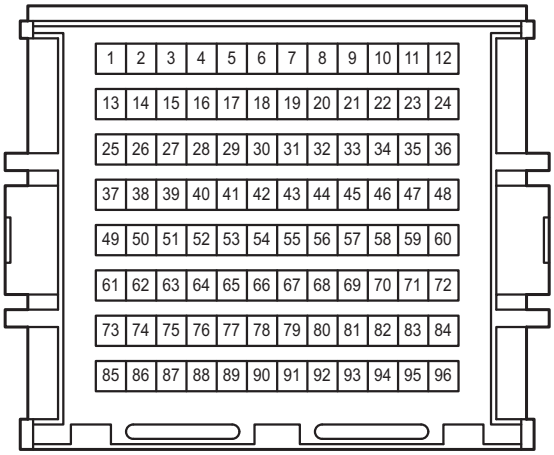


4B
White

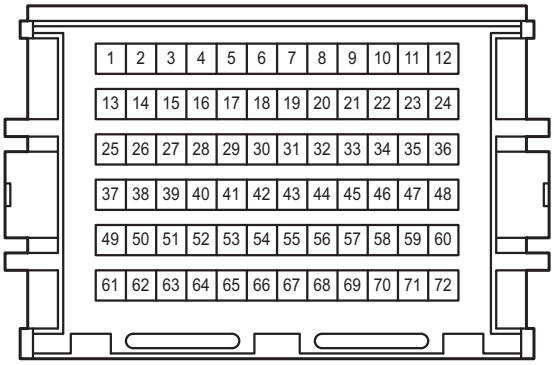


CG2
White

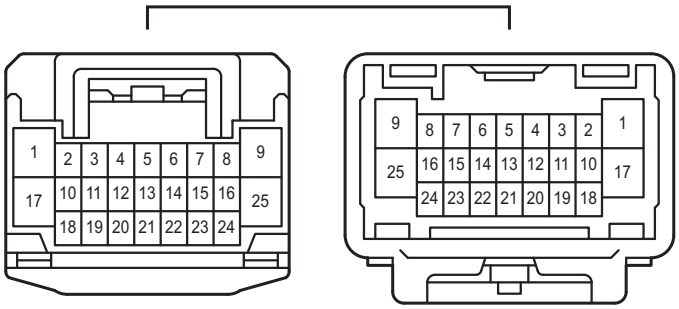


GA2
White

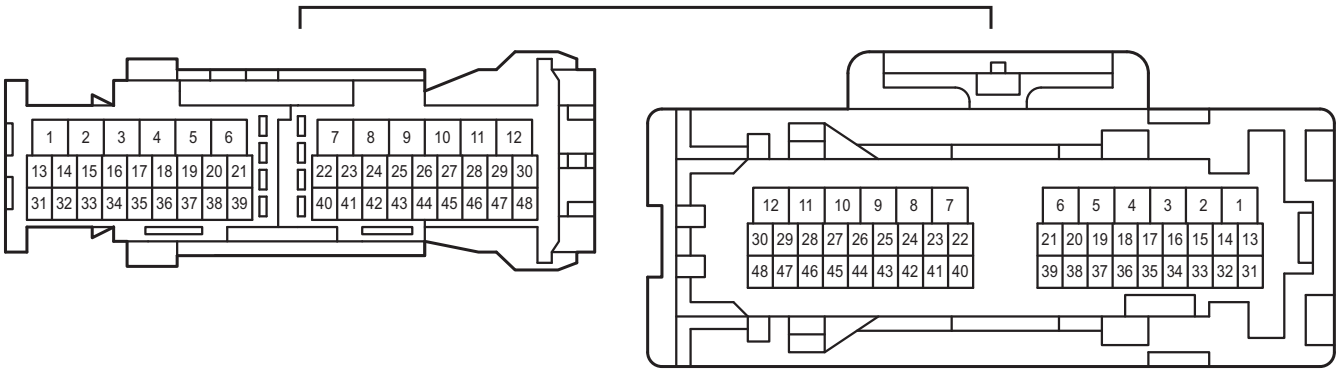


GR1
White

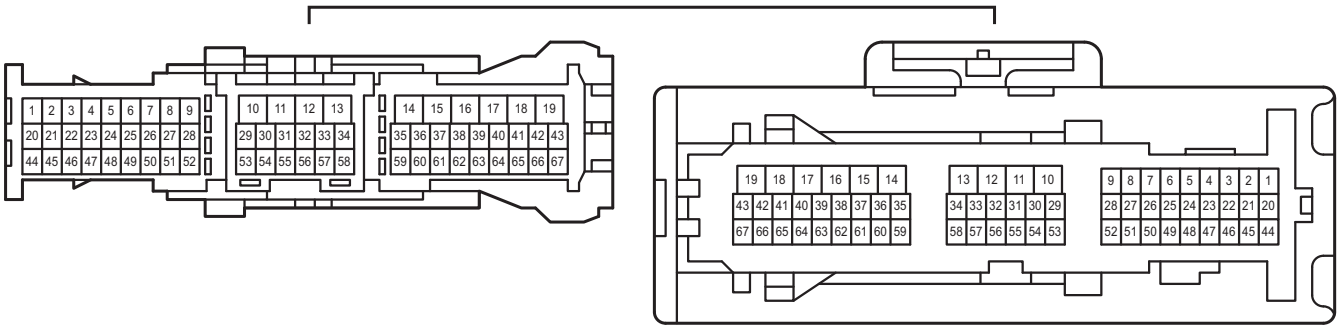

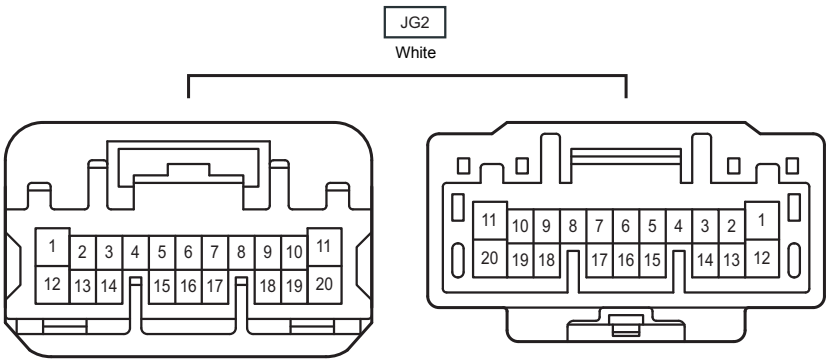
JG2
White
1 2 3 4 5 6 7 8 9 10 11
12 13 14 15 16 17 18 19 20
11 10 9 8 7 6 5 4 3 2 1
20 19 18 17 16 15 14 13 12

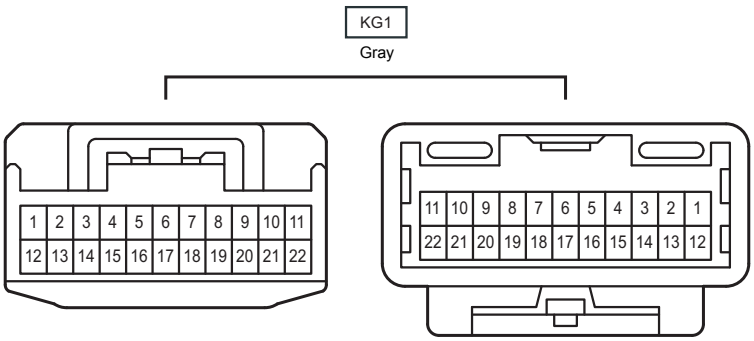
KG1
Gray
1 2 3 4 5 6 7 8 9 10 11
12 13 14 15 16 17 18 19 20 21 22
11 10 9 8 7 6 5 4 3 2 1
22 21 20 19 18 17 16 15 14 13 12