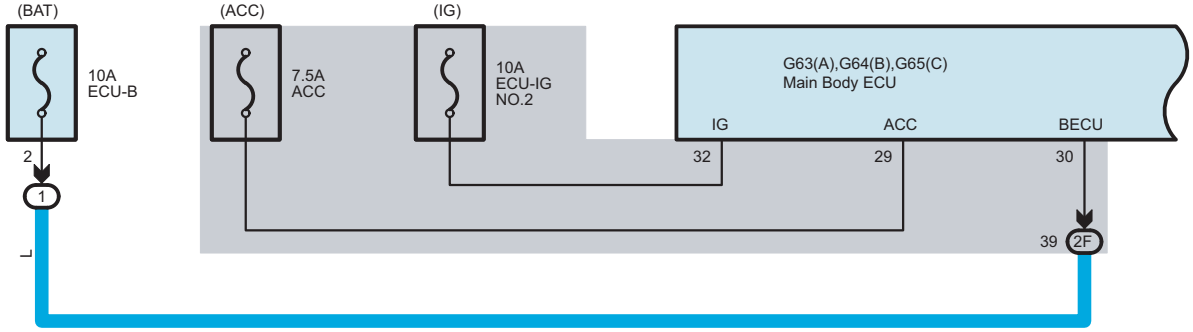
(BAT)
10A
ECU-B
2
1
L
(ACC)
7.5A
ACC
(IG)
10A
ECU-IG
NO.2
G63(A),G64(B),G65(C)
Main Body ECU
IG
ACC
BECU
32
29
30
39
2F

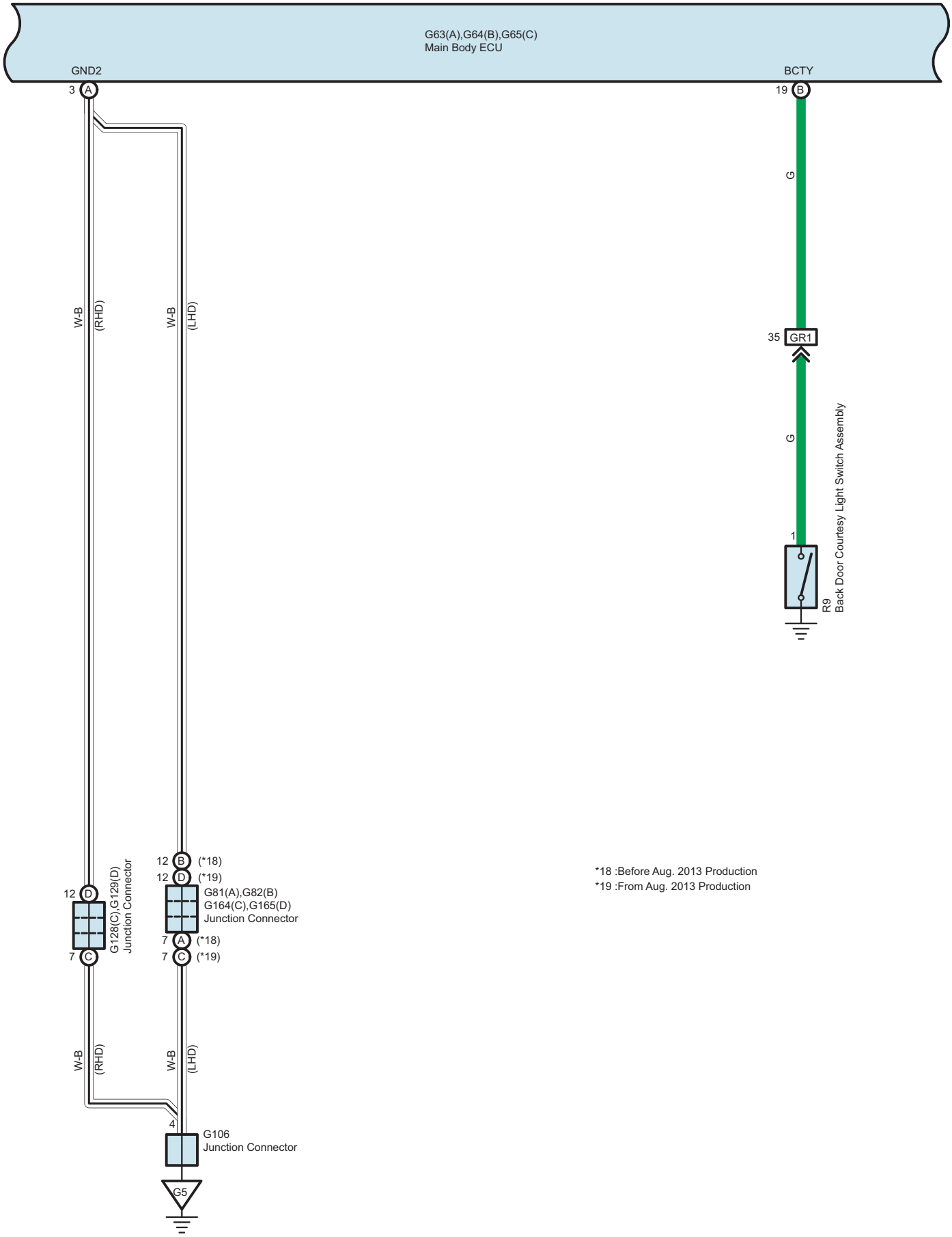
G63(A),G64(B),G65(C)
Main Body ECU
GND2
3 A
BCTY
19 B
G
35 GR1
G
1
R9
Back Door Courtesy Light Switch Assembly
W-B (RHD)
W-B (LHD)
12 B (*18)
12 D (*19)
G81(A),G82(B)
G164(C),G165(D)
Junction Connector
7 A (*18)
7 C (*19)
12 D
7 C
G128(C),G129(D)
Junction Connector
W-B (RHD)
W-B (LHD)
4
G106
Junction Connector
G5
*18 :Before Aug. 2013 Production
*19 :From Aug. 2013 Production

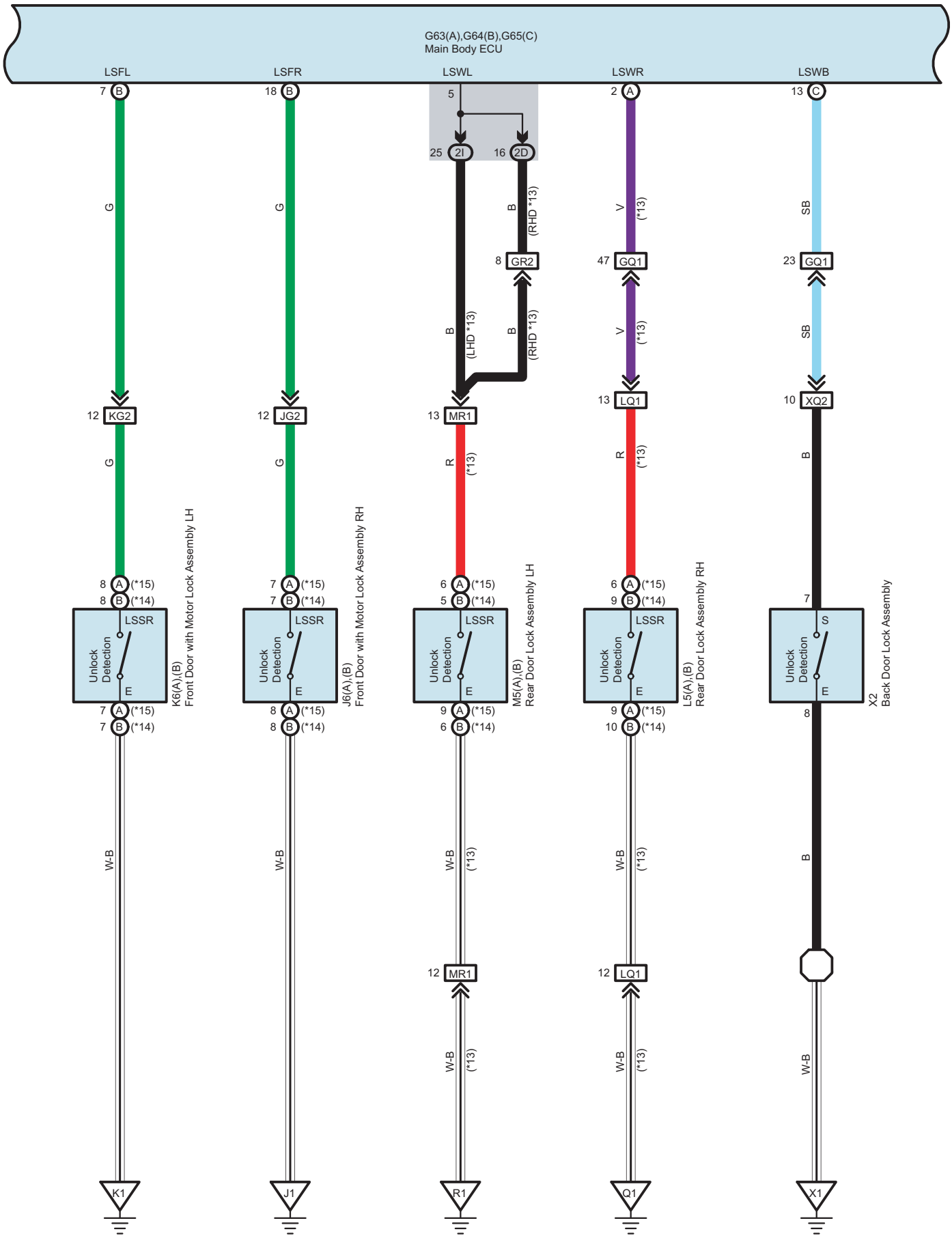
G63(A),G64(B),G65(C)
Main Body ECU
LSFL
LSFR
LSWL
LSWR
LSWB
7 B
18 B
5
2 A
13 C
25 2I
16 2D
G
B
(RHD *13)
V
(*13)
SB
8 GR2
47 GQ1
23 GQ1
B
(LHD *13)
B
(RHD *13)
V
(*13)
SB
12 KG2
12 JG2
13 MR1
13 LQ1
10 XQ2
G
G
R
(*13)
R
(*13)
B
8 A (*15)
8 B (*14)
LSSR
Unlock Detection
E
7 A (*15)
7 B (*14)
K6(A),(B)
Front Door with Motor Lock Assembly LH
7 A (*15)
7 B (*14)
J6(A),(B)
Front Door with Motor Lock Assembly RH
6 A (*15)
5 B (*14)
M5(A),(B)
Rear Door Lock Assembly LH
6 A (*15)
9 B (*14)
L5(A),(B)
Rear Door Lock Assembly RH
7
S
8
X2
Back Door Lock Assembly
9 A (*15)
6 B (*14)
9 A (*15)
10 B (*14)
W-B
W-B
W-B
(*13)
W-B
(*13)
B
B
12 MR1
12 LQ1
W-B
(*13)
W-B
(*13)
W-B
K1
J1
R1
Q1
X1

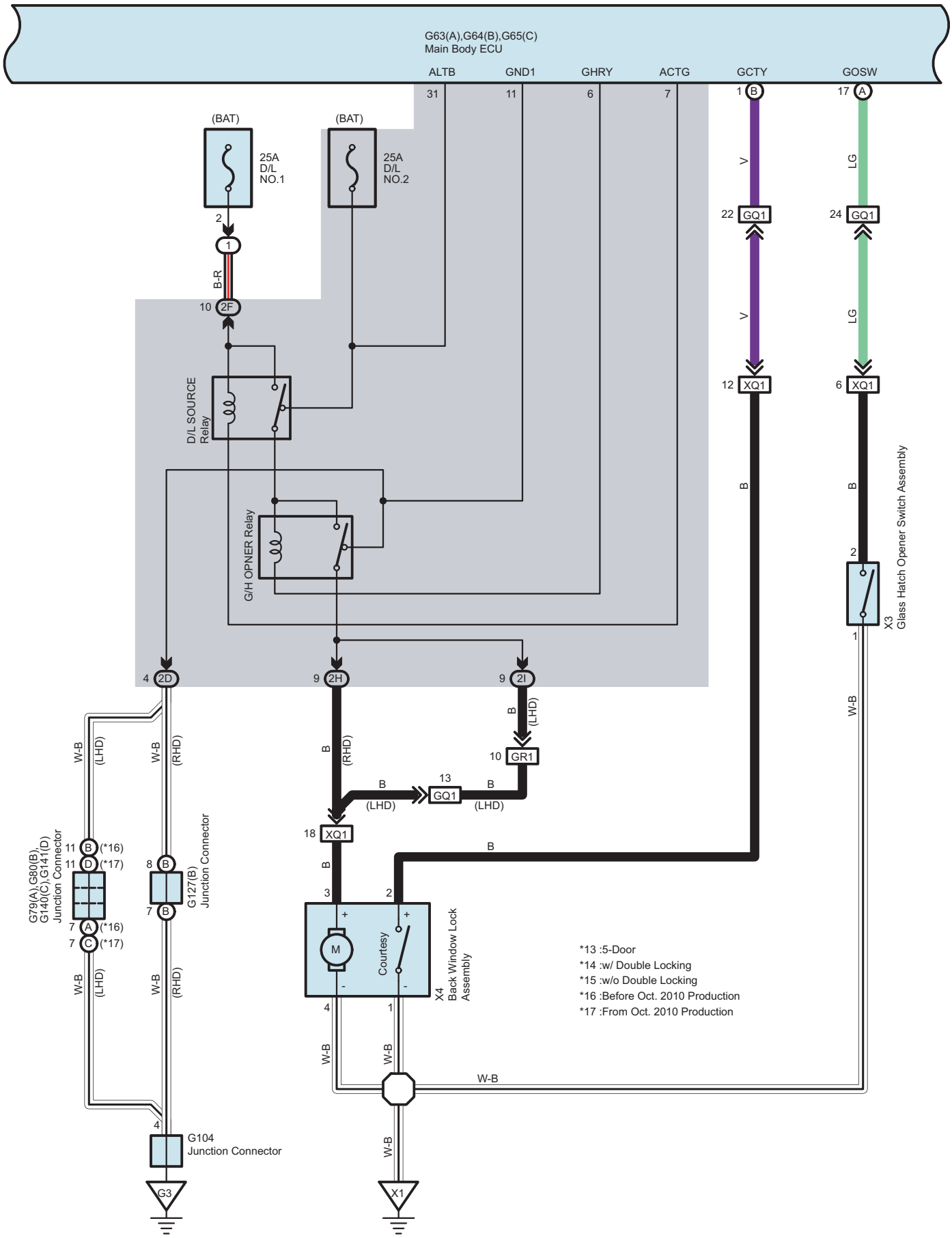
G63(A),G64(B),G65(C)
Main Body ECU
ALTB
GND1
GHRY
ACTG
GCTY
GOSW
(BAT)
25A
D/L
NO.1
(BAT)
25A
D/L
NO.2
B-R
D/L SOURCE
Relay
G/H OPNER Relay
GQ1
XQ1
GR1
X3
Glass Hatch Opener Switch Assembly
G79(A),G80(B),
G140(C),G141(D)
Junction Connector
G127(B)
Junction Connector
Courtesy
X4
Back Window Lock
Assembly
G104
Junction Connector
G3
X1
*13 :5-Door
*14 :w/ Double Locking
*15 :w/o Double Locking
*16 :Before Oct. 2010 Production
*17 :From Oct. 2010 Production

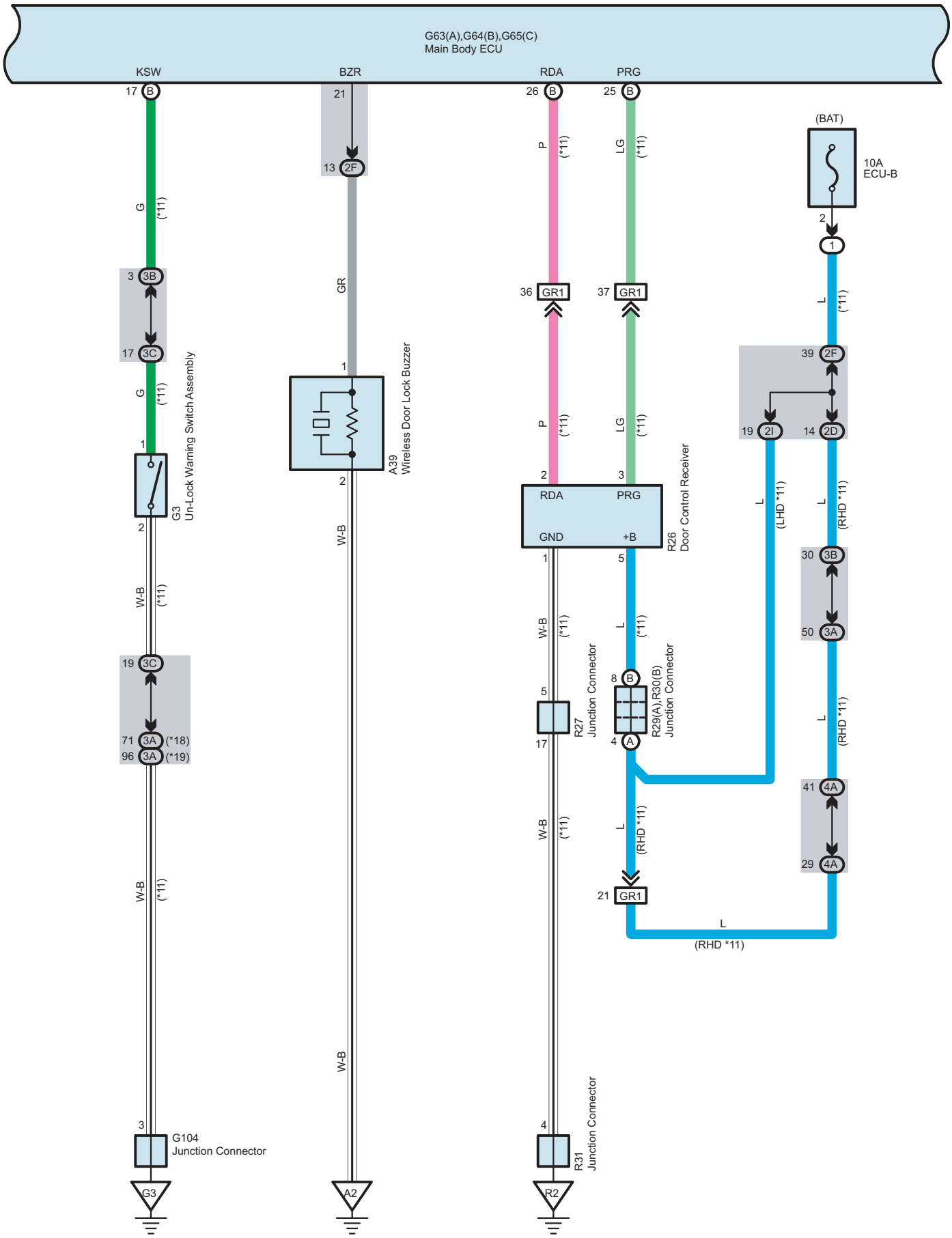
G63(A),G64(B),G65(C)
Main Body ECU
KSW
BZR
RDA
PRG
17 B
21
26 B
25 B
(BAT)
10A
ECU-B
G
(*11)
13 2F
P
LG
2
1
3 3B
GR
36 GR1
37 GR1
L
17 3C
1
39 2F
G3
Un-Lock Warning Switch Assembly
A39
Wireless Door Lock Buzzer
19 2I
14 2D
2
3
RDA
PRG
GND
+B
R26
Door Control Receiver
(LHD *11)
(RHD *11)
W-B
30 3B
50 3A
19 3C
5
8 B
R27
Junction Connector
R29(A),R30(B)
Junction Connector
71 3A (*18)
96 3A (*19)
17
4 A
41 4A
29 4A
21 GR1
G104
Junction Connector
R31
Junction Connector
G3
A2
R2

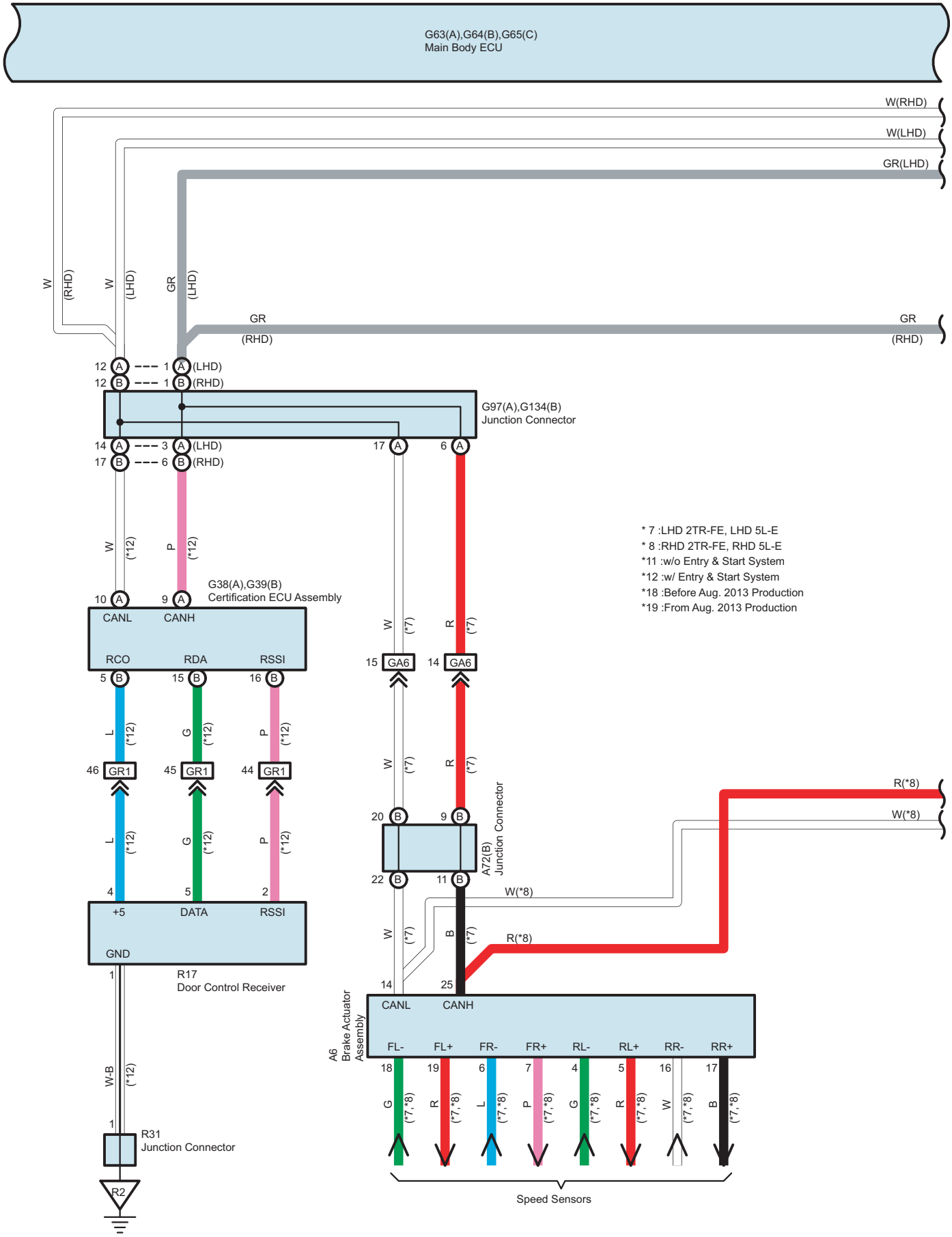
G63(A),G64(B),G65(C)
Main Body ECU
W(RHD)
W(LHD)
GR(LHD)
W (RHD)
W (LHD)
GR (LHD)
GR (RHD)
GR (RHD)
12 A --- 1 A (LHD)
12 B --- 1 B (RHD)
G97(A),G134(B)
Junction Connector
14 A --- 3 A (LHD)
17 B --- 6 B (RHD)
17 A
6 A
W (*12)
P (*12)
G38(A),G39(B)
Certification ECU Assembly
10 A
9 A
CANL
CANH
RCO
RDA
RSSI
5 B
15 B
16 B
L (*12)
G (*12)
P (*12)
46 GR1
45 GR1
44 GR1
L (*12)
G (*12)
P (*12)
4
5
2
+5
DATA
RSSI
GND
1
R17
Door Control Receiver
W-B (*12)
1
R31
Junction Connector
R2
W (*7)
R (*7)
15 GA6
14 GA6
W (*7)
R (*7)
20 B
9 B
A72(B)
Junction Connector
22 B
11 B
W (*7)
B (*7)
14
25
A6
Brake Actuator
Assembly
CANL
CANH
FL-
FL+
FR-
FR+
RL-
RL+
RR-
RR+
18
19
6
7
4
5
16
17
G (*7,*8)
R (*7,*8)
L (*7,*8)
P (*7,*8)
G (*7,*8)
R (*7,*8)
W (*7,*8)
B (*7,*8)
Speed Sensors
R(*8)
W(*8)
W(*8)
R(*8)
* 7 :LHD 2TR-FE, LHD 5L-E
* 8 :RHD 2TR-FE, RHD 5L-E
*11 :w/o Entry & Start System
*12 :w/ Entry & Start System
*18 :Before Aug. 2013 Production
*19 :From Aug. 2013 Production

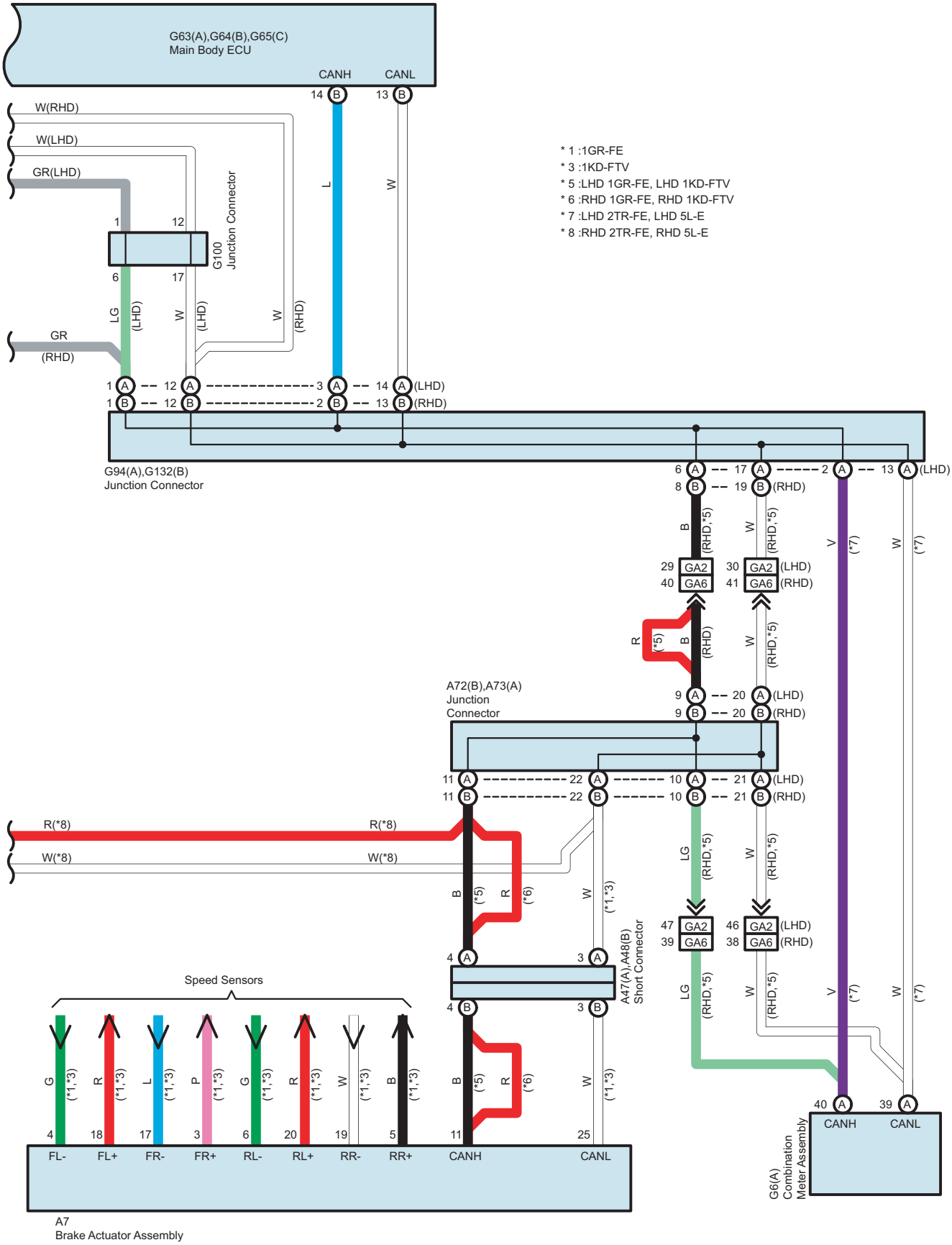
G63(A),G64(B),G65(C)
Main Body ECU
CANH
CANL
W(RHD)
W(LHD)
GR(LHD)
G100
Junction Connector
GR
(RHD)
* 1 :1GR-FE
* 3 :1KD-FTV
* 5 :LHD 1GR-FE, LHD 1KD-FTV
* 6 :RHD 1GR-FE, RHD 1KD-FTV
* 7 :LHD 2TR-FE, LHD 5L-E
* 8 :RHD 2TR-FE, RHD 5L-E
G94(A),G132(B)
Junction Connector
A72(B),A73(A)
Junction
Connector
R(*8)
W(*8)
A47(A),A48(B)
Short Connector
Speed Sensors
FL-
FL+
FR-
FR+
RL-
RL+
RR-
RR+
CANH
CANL
A7
Brake Actuator Assembly
G6(A)
Combination
Meter Assembly

A6
Black

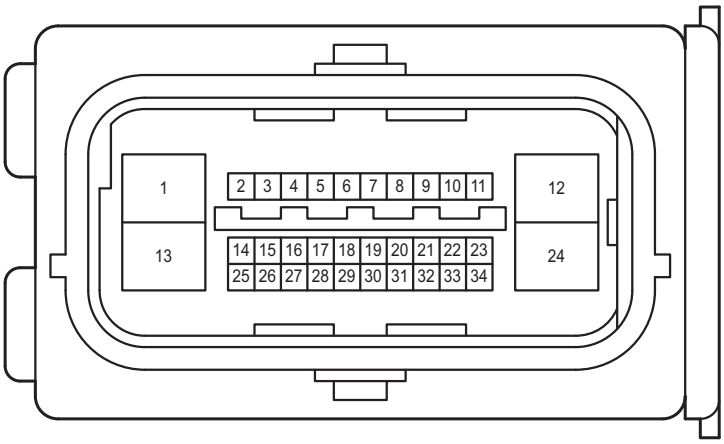

A7
Black

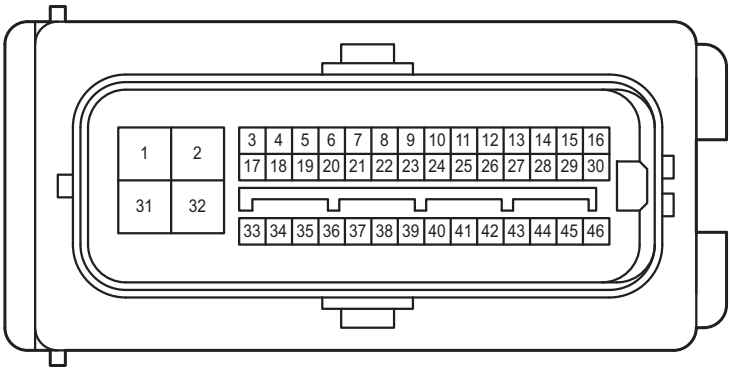

A39
Gray

A47
Gray

A48
Gray

A72
White

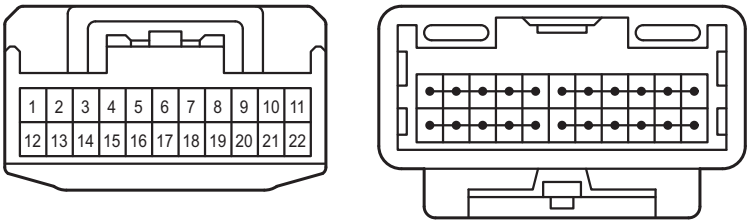

A73
White

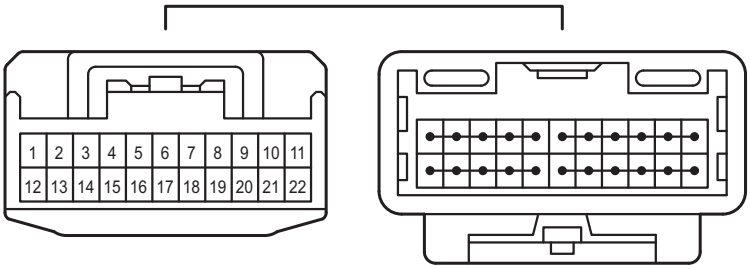

G3
White

G6
Black

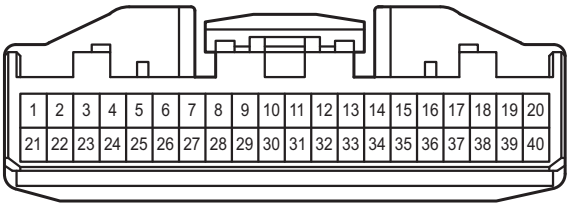

G38
White

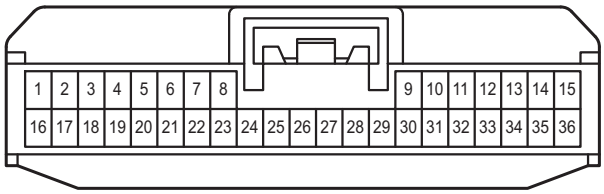

G39
White

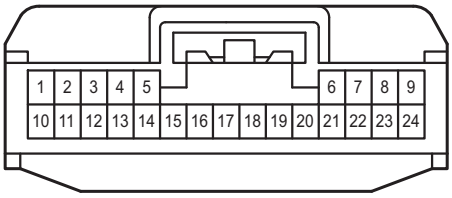

G63
White

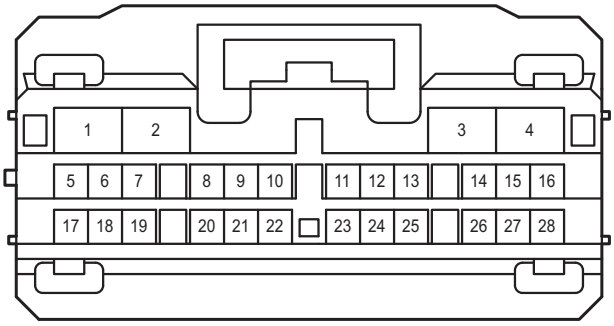

G64
White

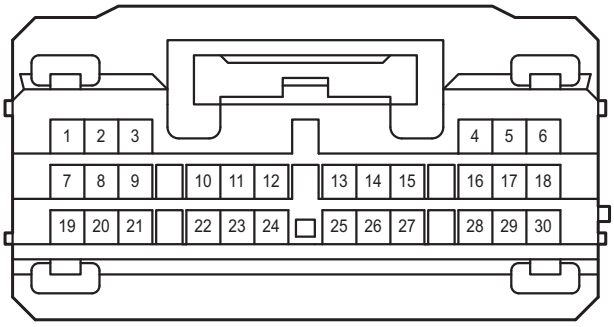

G65
White

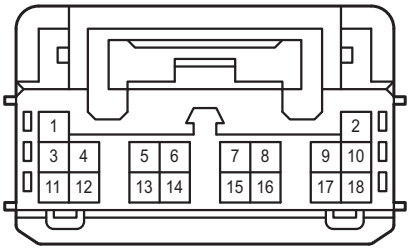

G79
White

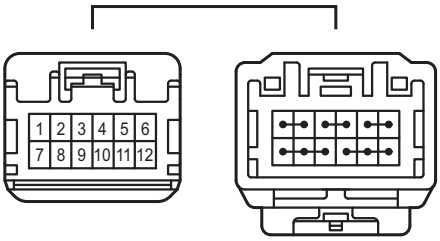

G80
White

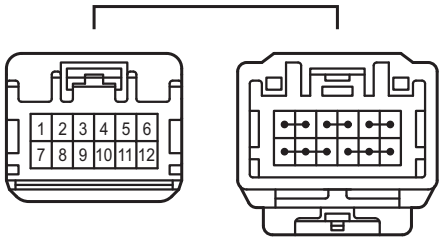

G81
White

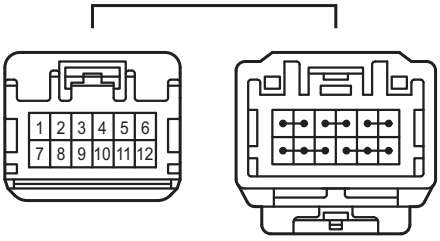

G82
White

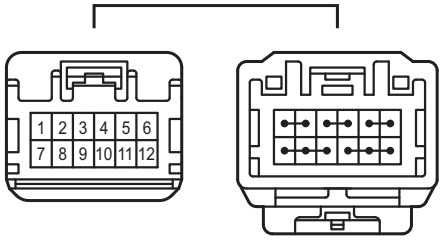

G94
White

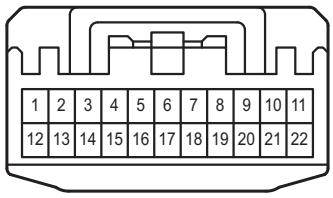

G97
White

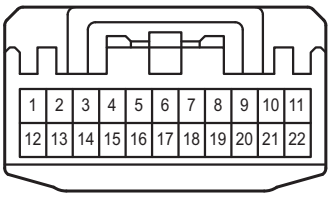

G100
Gray

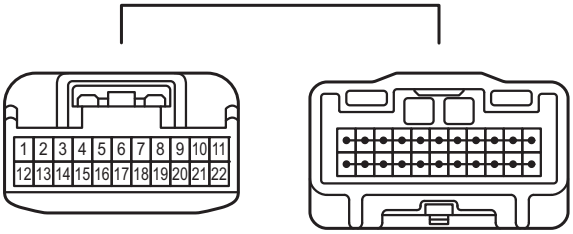

G104
White

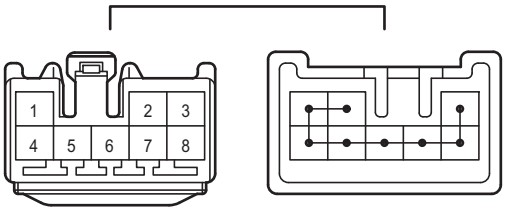

G106
White

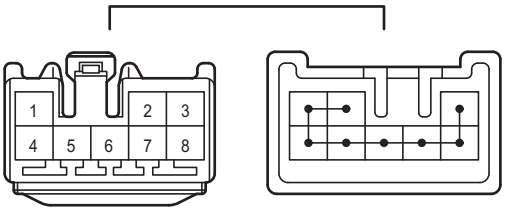

G127
Black

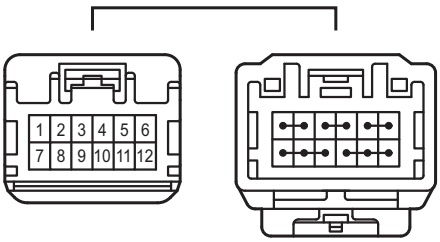

G128
Black

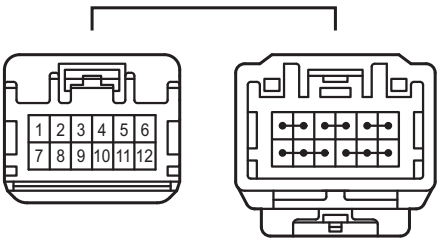

G129
Black

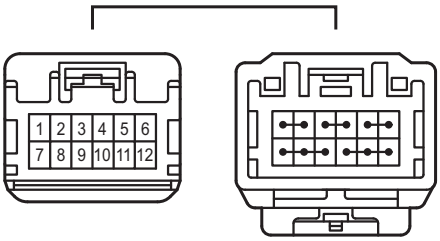

G132
Gray

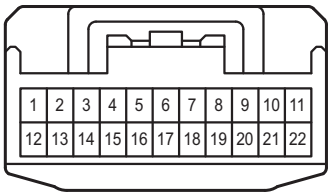

G134
Gray

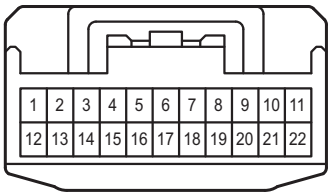

G140
Black

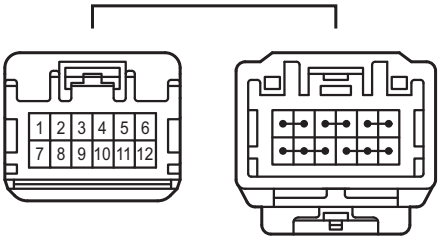

G141
Black

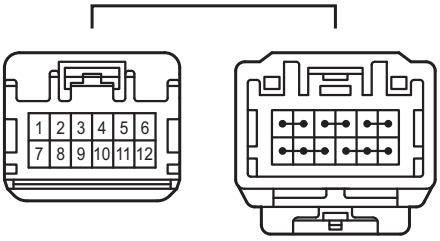

G164
Black

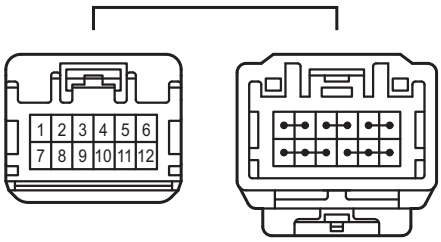

G165
Black

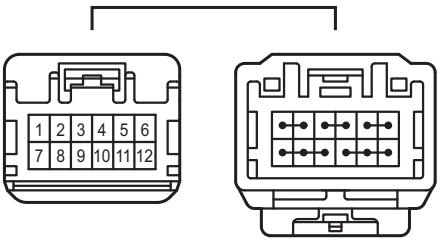

J6
White

K6
White

L5
White

M5
White

R9
Black

R17
Blue

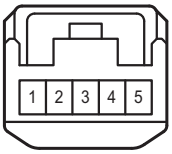

R26
White



R27
Dark Gray

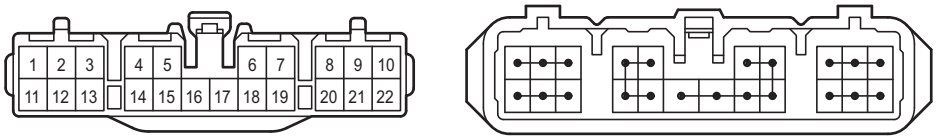

R29
Blue

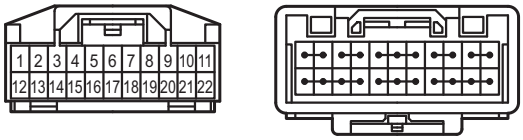

R30
Blue

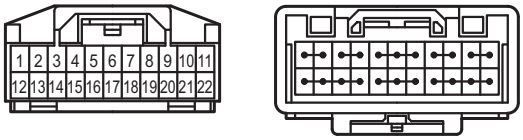

R31
White

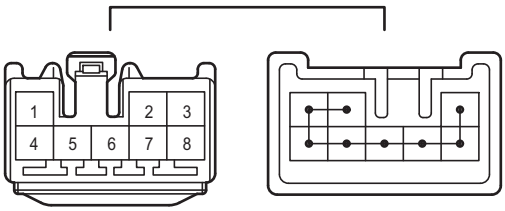

X2
White

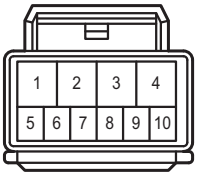

X3
White

X4
White



2D
White

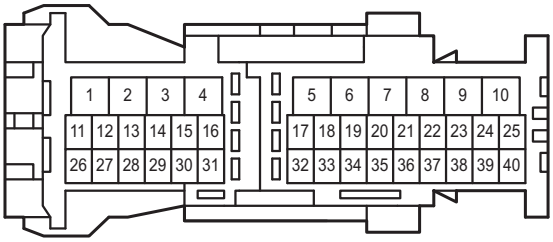

2F
White

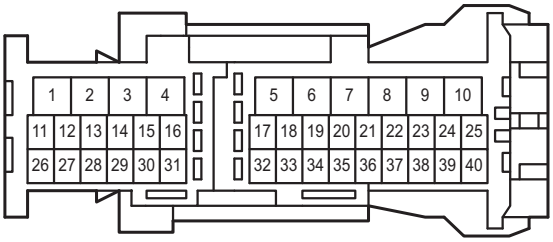

2H
White

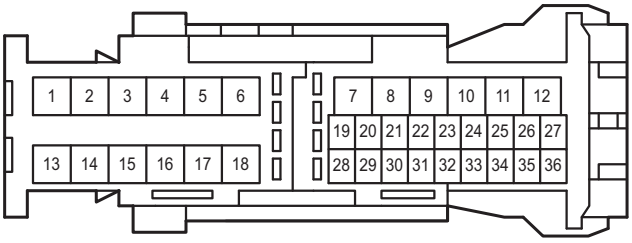

2I
White

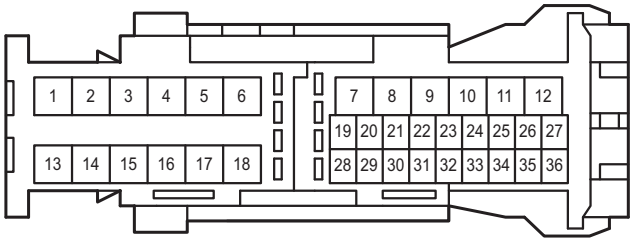

3A
White

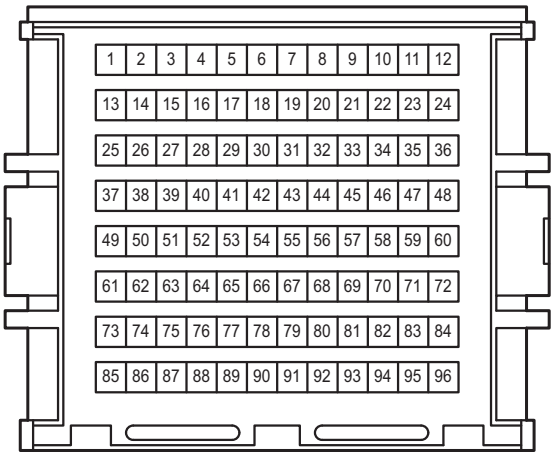

3B
White

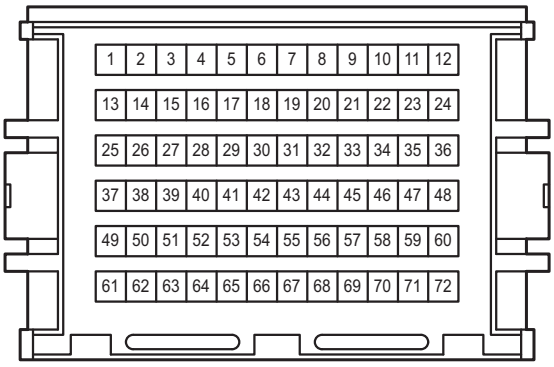

3C
White

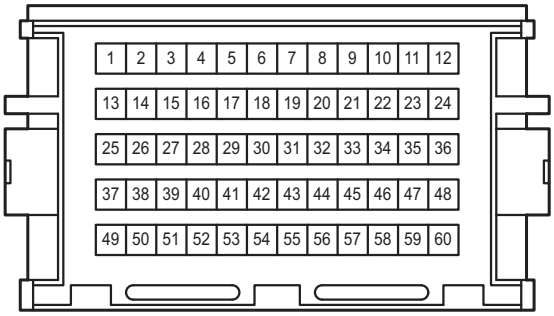

4A
White

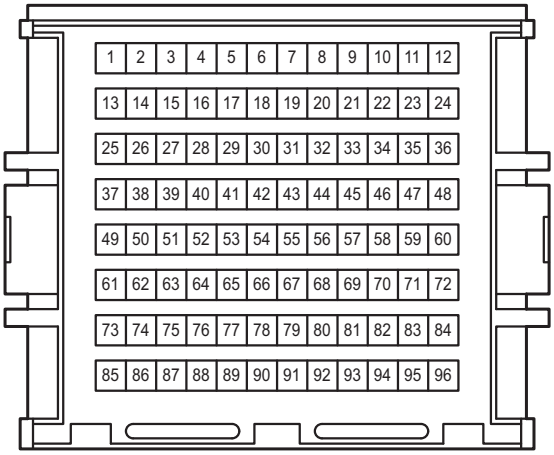

GA2
White

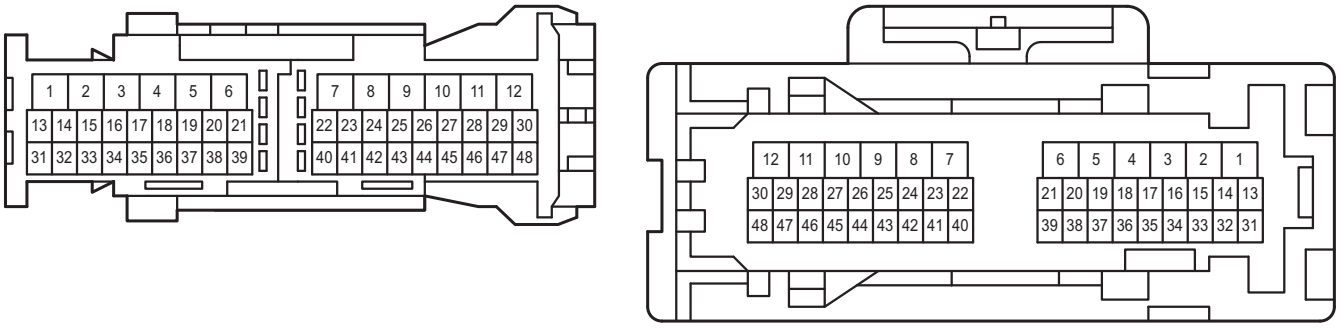

GA6
White

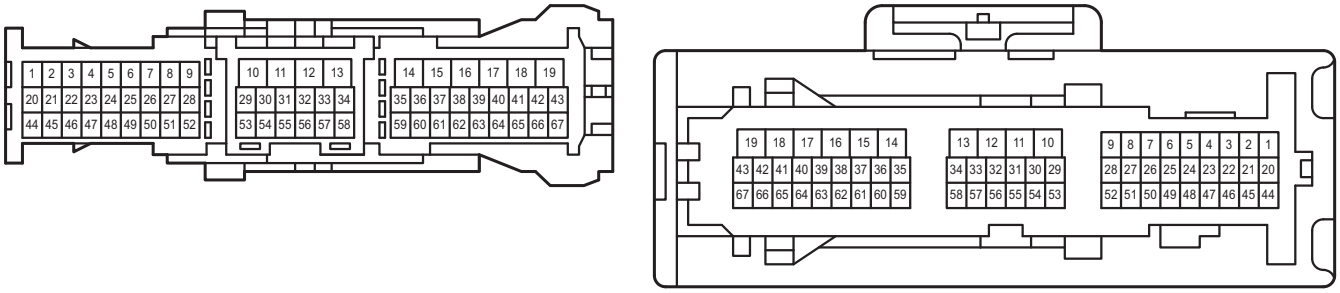

GQ1
White

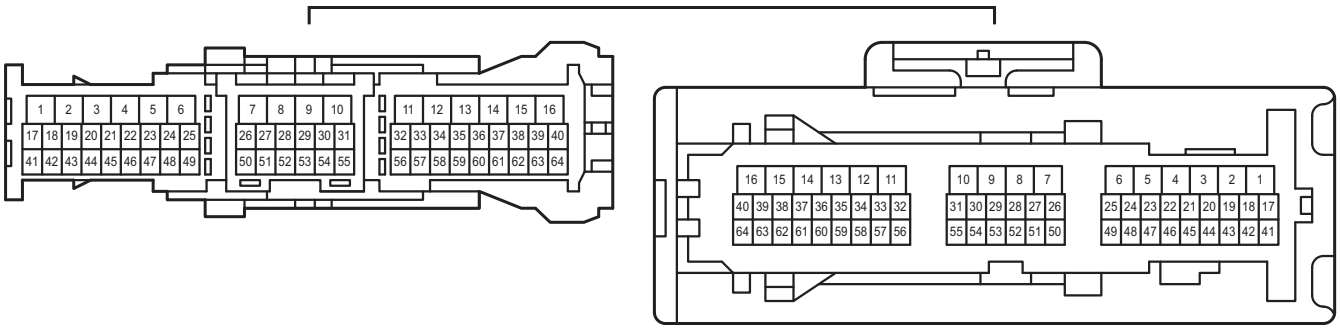

GR1
White

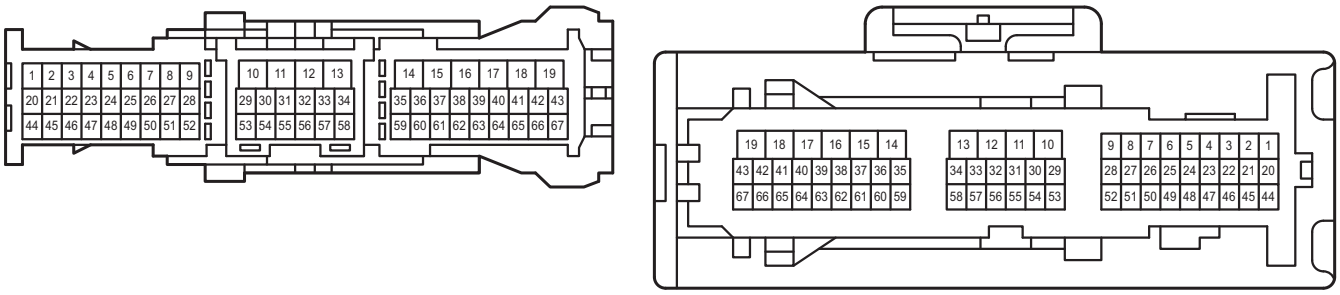

GR2
Gray



JG2
White

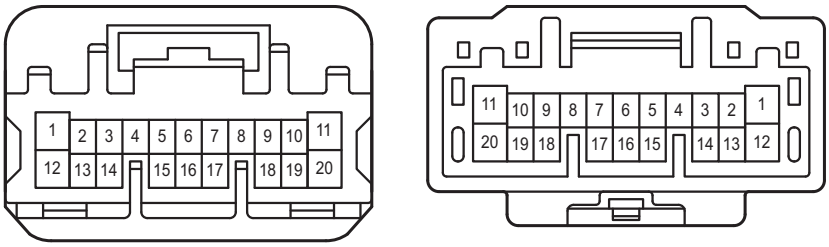

KG2
White

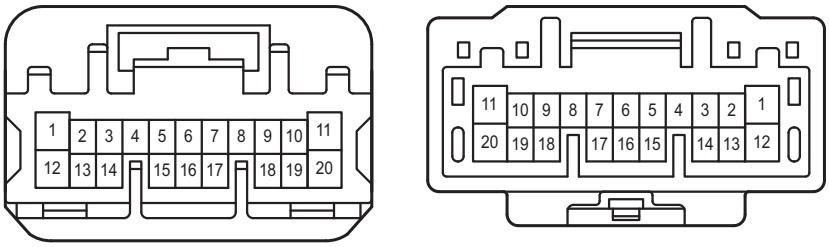

LQ1
White

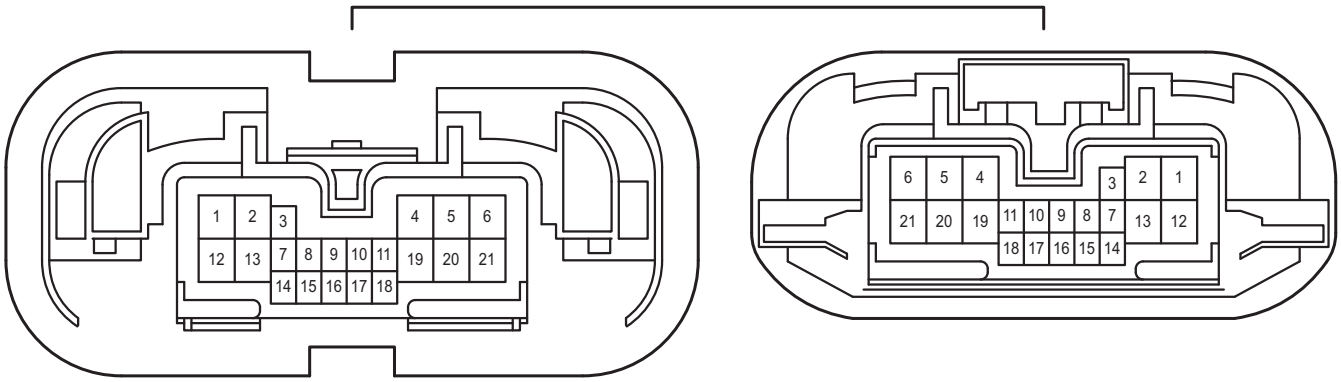

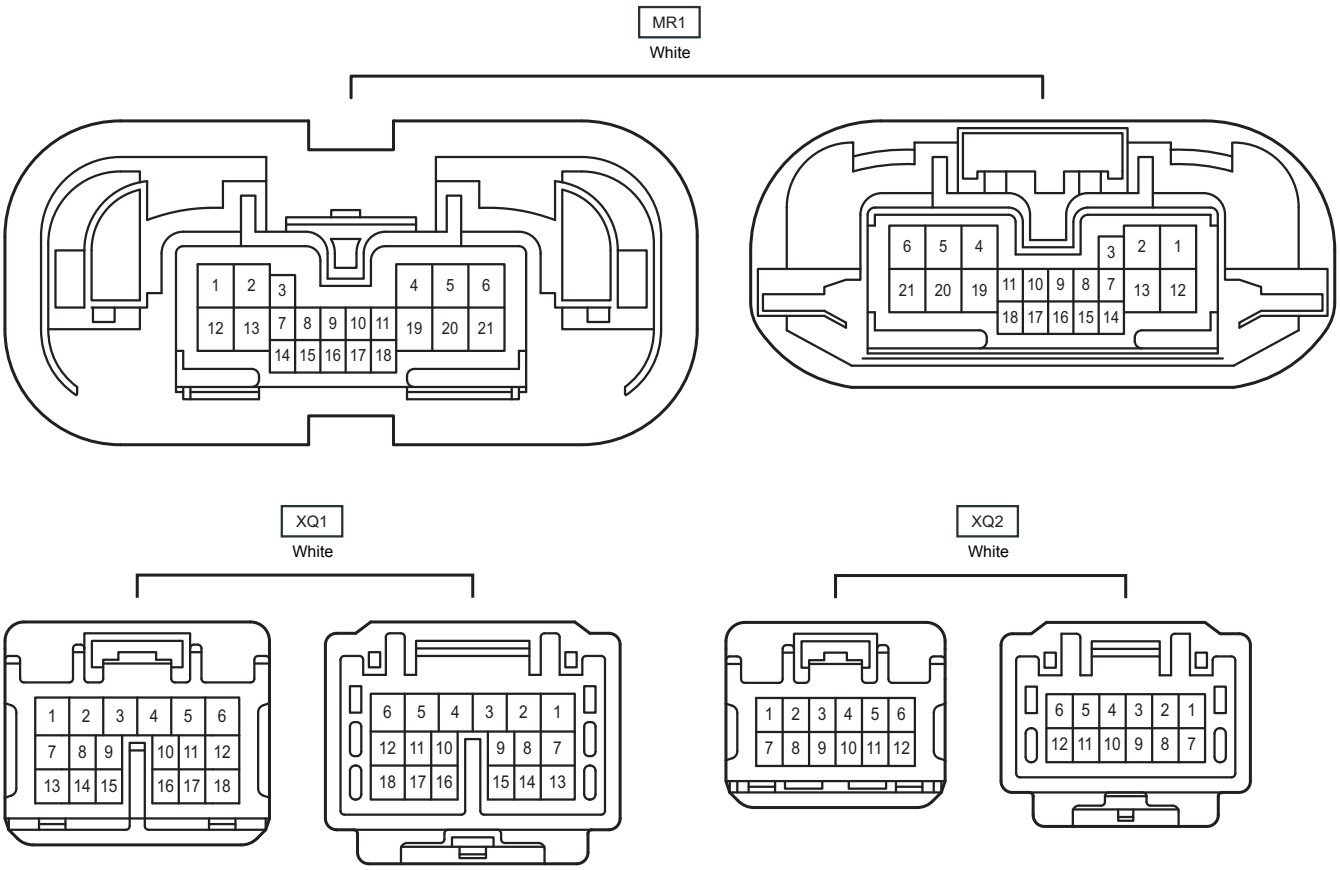
MR1
White
1 2 3 4 5 6
12 13 7 8 9 10 11 19 20 21
14 15 16 17 18
6 5 4 3 2 1
21 20 19 11 10 9 8 7 13 12
18 17 16 15 14
XQ1
White
1 2 3 4 5 6
7 8 9 10 11 12
13 14 15 16 17 18
6 5 4 3 2 1
12 11 10 9 8 7
18 17 16 15 14 13
XQ2
White
1 2 3 4 5 6
7 8 9 10 11 12
6 5 4 3 2 1
12 11 10 9 8 7