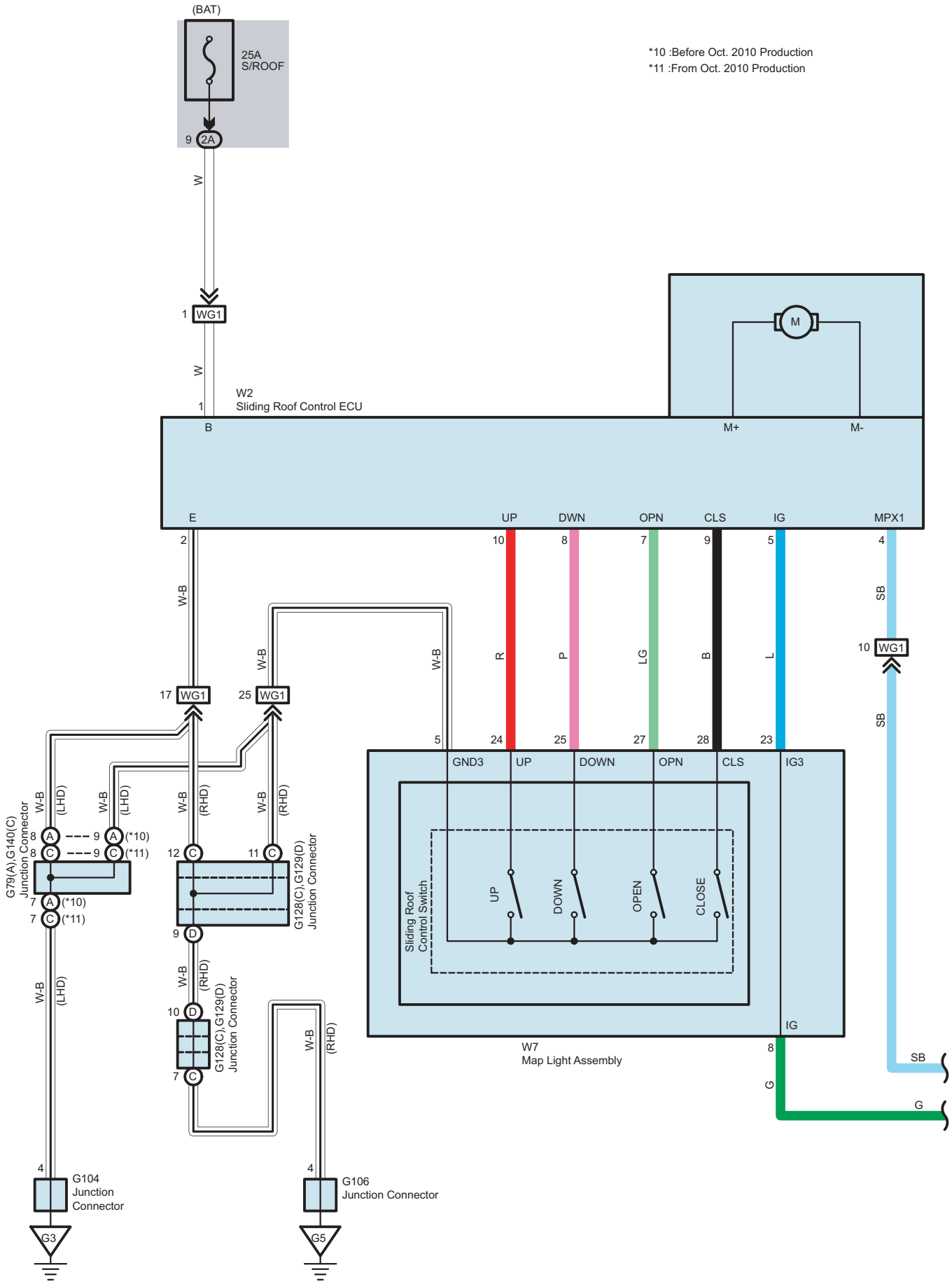

*10 :Before Oct. 2010 Production
*11 :From Oct. 2010 Production

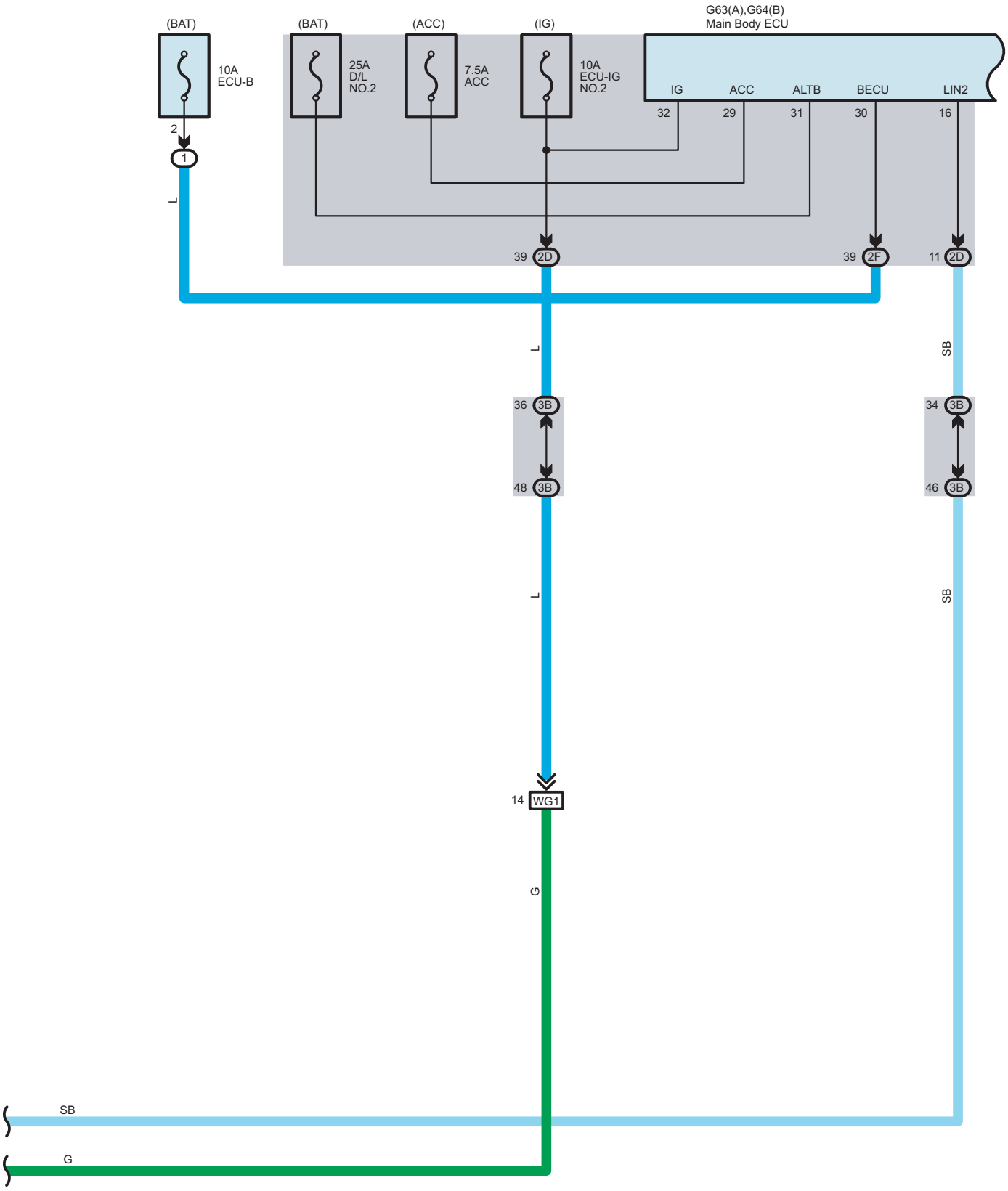
(BAT)
10A
ECU-B
2
1
L
(BAT)
25A
D/L
NO.2
(ACC)
7.5A
ACC
(IG)
10A
ECU-IG
NO.2
G63(A),G64(B)
Main Body ECU
IG
ACC
ALTB
BECU
LIN2
32
29
31
30
16
39 2D
39 2F
11 2D
L
SB
36 3B
48 3B
34 3B
46 3B
L
SB
14 WG1
G
SB
G

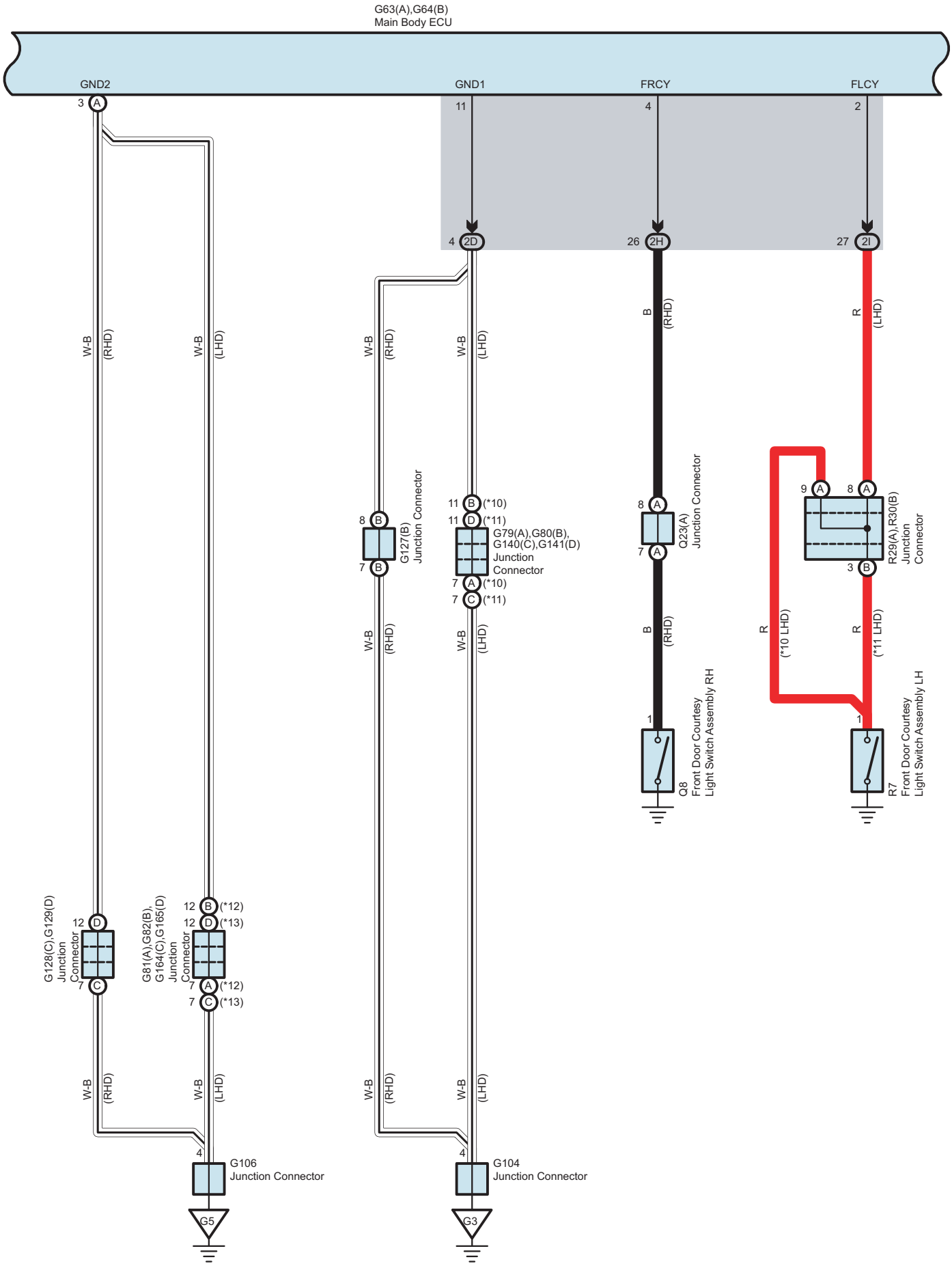
G63(A),G64(B)
Main Body ECU
GND2
GND1
FRCY
FLCY
3 A
11
4
2
4 2D
26 2H
27 2I
W-B (RHD)
W-B (LHD)
B (RHD)
R (LHD)
8 B
7 B
G127(B)
Junction Connector
11 B (*10)
11 D (*11)
G79(A),G80(B),
G140(C),G141(D)
Junction
Connector
7 A (*10)
7 C (*11)
8 A
7 A
Q23(A)
Junction Connector
9 A
8 A
3 B
R29(A),R30(B)
Junction
Connector
R (*10 LHD)
R (*11 LHD)
1
Q8
Front Door Courtesy
Light Switch Assembly RH
R7
Front Door Courtesy
Light Switch Assembly LH
12 D
7 C
G128(C),G129(D)
Junction
Connector
12 B (*12)
12 D (*13)
7 A (*12)
7 C (*13)
G81(A),G82(B),
G164(C),G165(D)
Junction
Connector
4
G106
Junction Connector
G104
Junction Connector
G5
G3

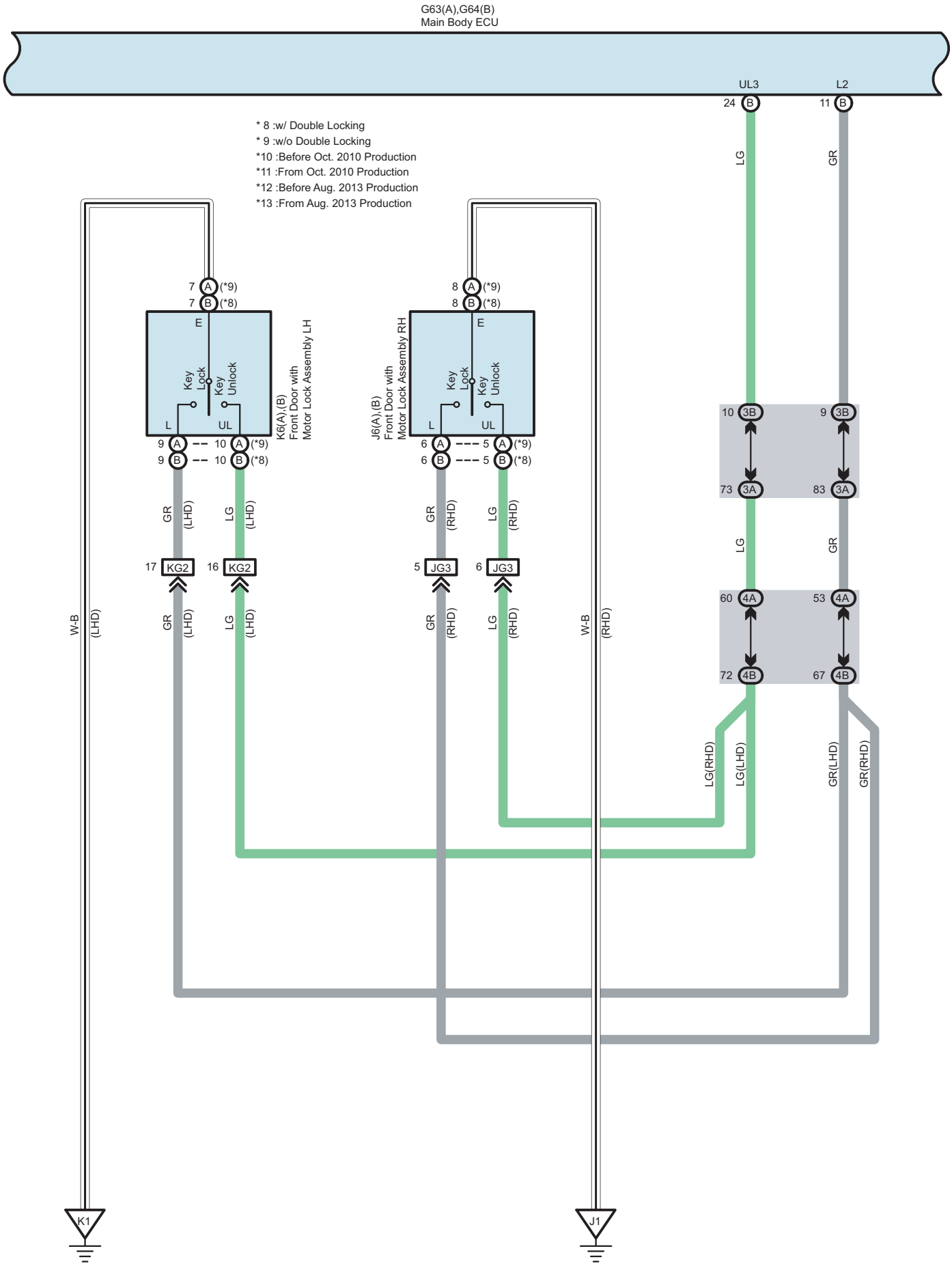
G63(A),G64(B)
Main Body ECU
UL3
L2
24 B
11 B
LG
GR
* 8 :w/ Double Locking
* 9 :w/o Double Locking
*10 :Before Oct. 2010 Production
*11 :From Oct. 2010 Production
*12 :Before Aug. 2013 Production
*13 :From Aug. 2013 Production
7 A (*9)
7 B (*8)
E
Key Lock
Key Unlock
L
UL
K6(A),(B)
Front Door with
Motor Lock Assembly LH
9 A
9 B
10 A (*9)
10 B (*8)
8 A (*9)
8 B (*8)
J6(A),(B)
Front Door with
Motor Lock Assembly RH
6 A
6 B
5 A (*9)
5 B (*8)
GR (LHD)
LG (LHD)
GR (RHD)
LG (RHD)
17 KG2
16 KG2
5 JG3
6 JG3
W-B (LHD)
W-B (RHD)
10 3B
9 3B
73 3A
83 3A
60 4A
53 4A
72 4B
67 4B
LG(RHD)
LG(LHD)
GR(LHD)
GR(RHD)
K1
J1

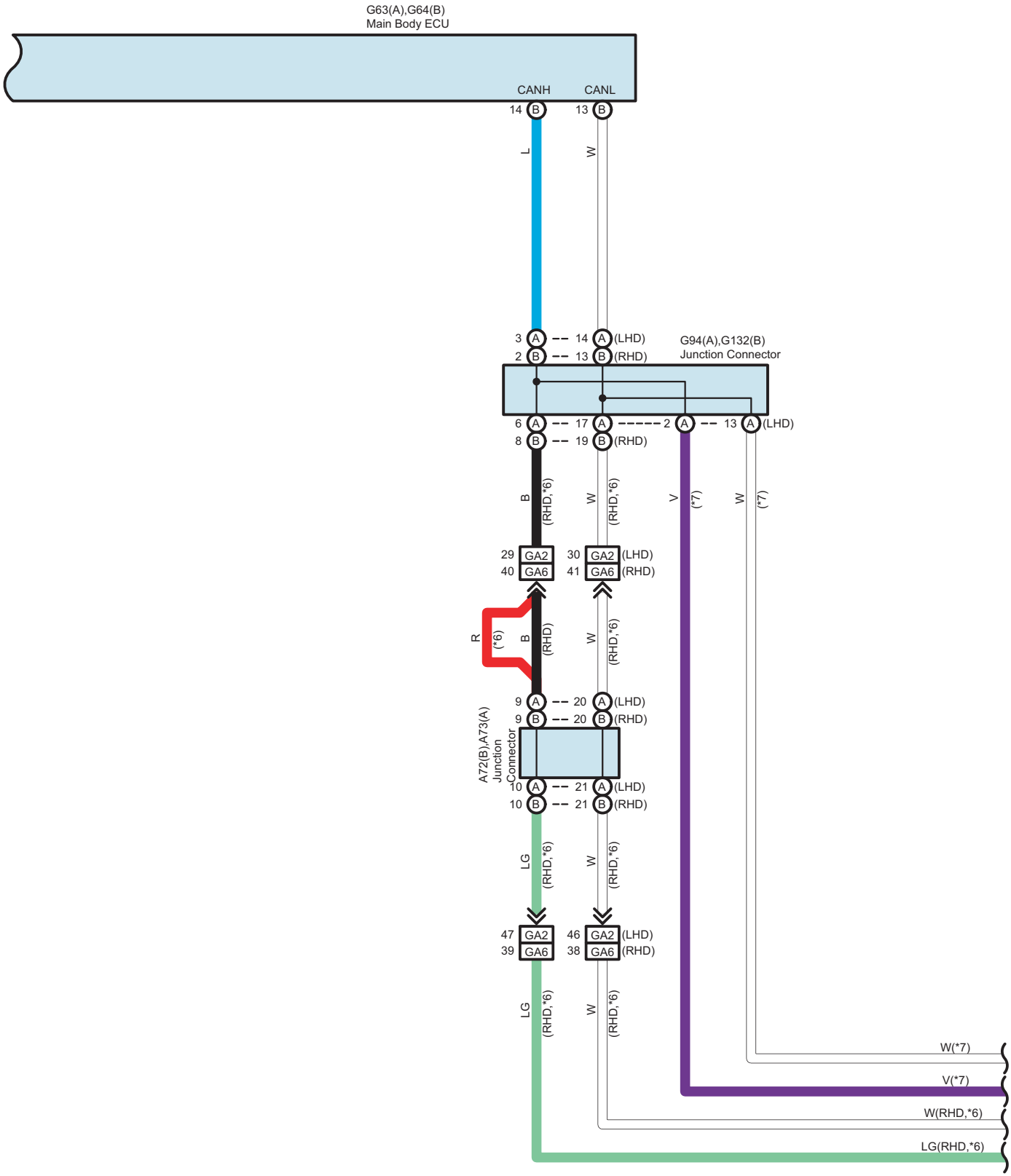
G63(A),G64(B)
Main Body ECU
CANH
CANL
14 B
13 B
L
W
3 A
14 A (LHD)
2 B
13 B (RHD)
G94(A),G132(B)
Junction Connector
6 A
17 A
2 A
13 A (LHD)
8 B
19 B (RHD)
B
(RHD,*6)
W
(RHD,*6)
V
(*7)
W
(*7)
29 GA2
40 GA6
30 GA2 (LHD)
41 GA6 (RHD)
R
(*6)
B
(RHD)
W
(RHD,*6)
9 A
20 A (LHD)
9 B
20 B (RHD)
A72(B),A73(A)
Junction
Connector
10 A
21 A (LHD)
10 B
21 B (RHD)
LG
(RHD,*6)
W
(RHD,*6)
47 GA2
39 GA6
46 GA2 (LHD)
38 GA6 (RHD)
LG
(RHD,*6)
W
(RHD,*6)
W(*7)
V(*7)
W(RHD,*6)
LG(RHD,*6)

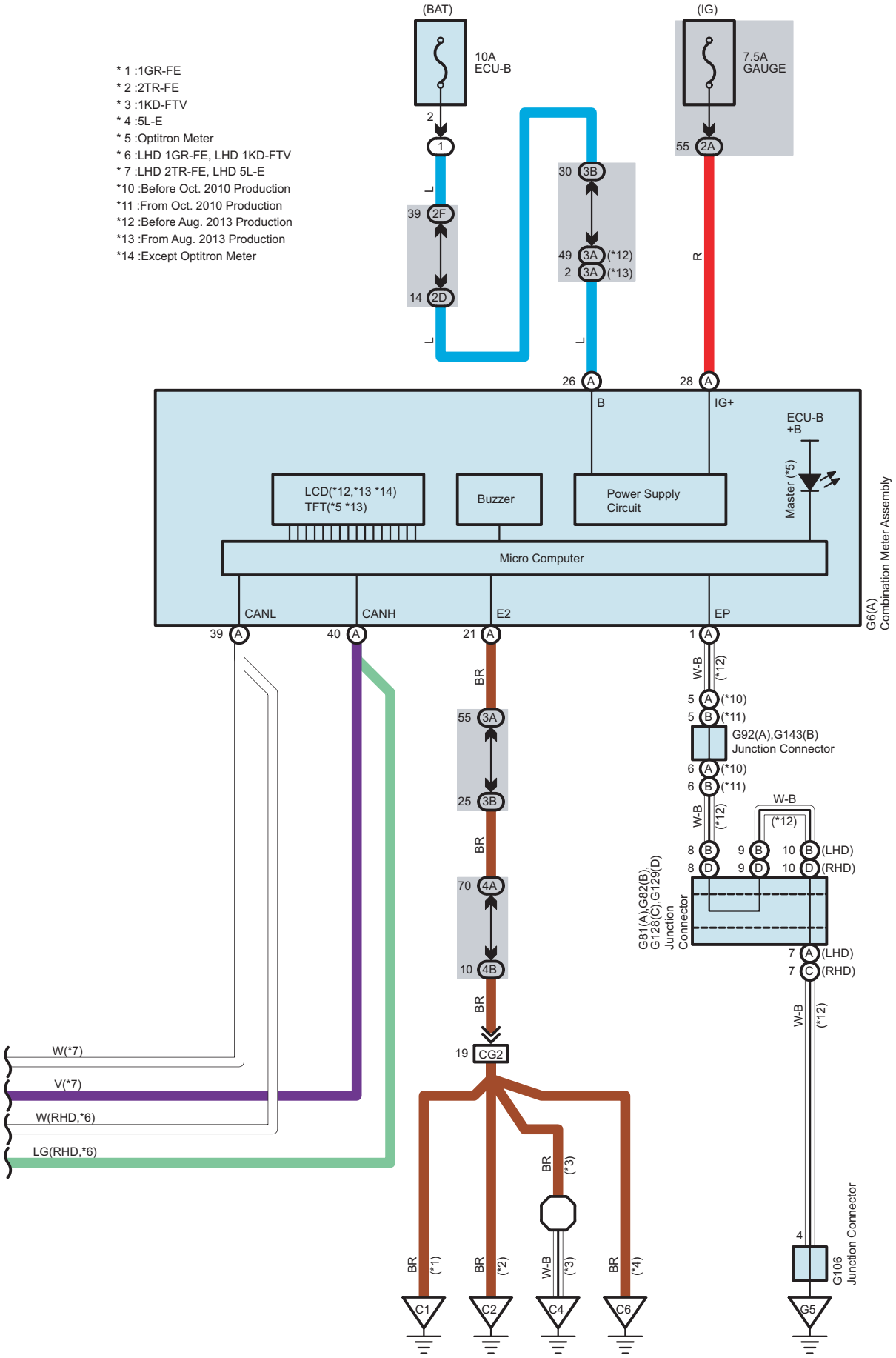
* 1 :1GR-FE
* 2 :2TR-FE
* 3 :1KD-FTV
* 4 :5L-E
* 5 :Optitron Meter
* 6 :LHD 1GR-FE, LHD 1KD-FTV
* 7 :LHD 2TR-FE, LHD 5L-E
*10 :Before Oct. 2010 Production
*11 :From Oct. 2010 Production
*12 :Before Aug. 2013 Production
*13 :From Aug. 2013 Production
*14 :Except Optitron Meter
(BAT)
10A
ECU-B
(IG)
7.5A
GAUGE
LCD(*12,*13 *14)
TFT(*5 *13)
Buzzer
Power Supply
Circuit
ECU-B
+B
Master (*5)
Micro Computer
CANL
CANH
E2
EP
B
IG+
G6(A)
Combination Meter Assembly
G92(A),G143(B)
Junction Connector
G81(A),G82(B),
G128(C),G129(D)
Junction
Connector
G106
Junction Connector
CG2
W(*7)
V(*7)
W(RHD,*6)
LG(RHD,*6)
C1
C2
C4
C6
G5

A72
White

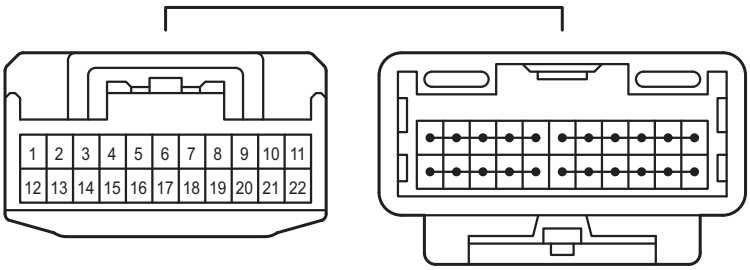

A73
White

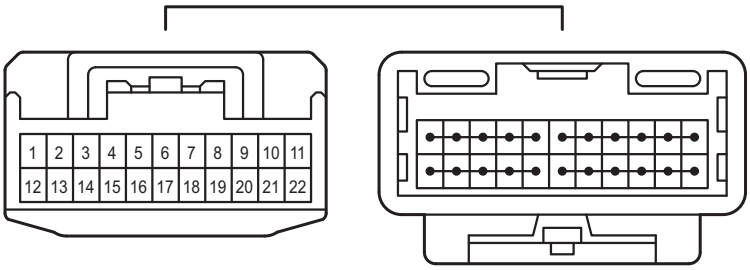

G6
Black

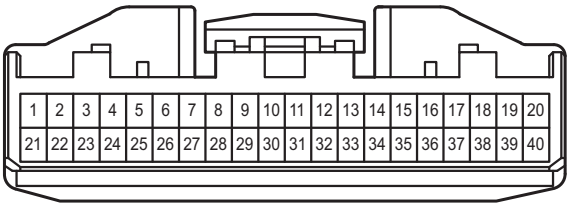

G63
White

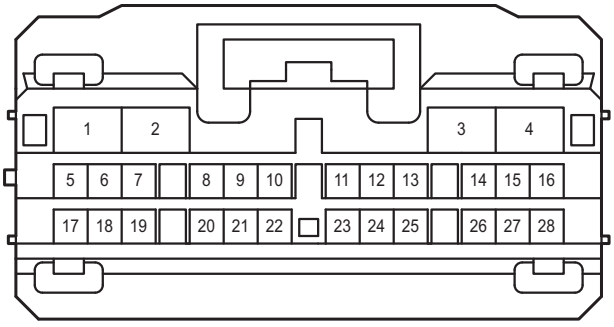

G64
White

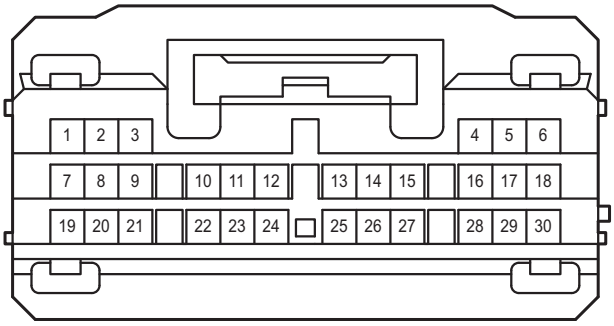

G79
White

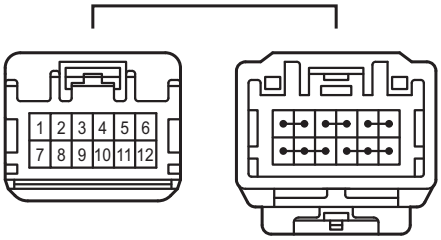

G80
White

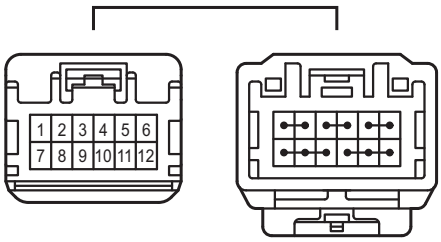

G81
White

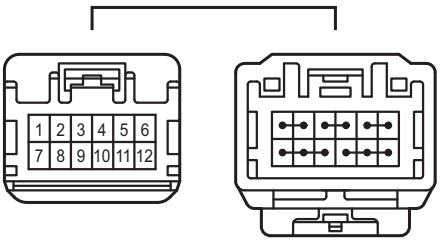

G82
White

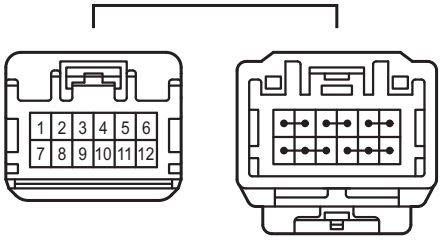

G92
White

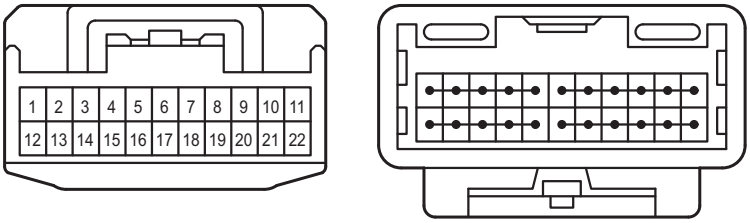

G94
White

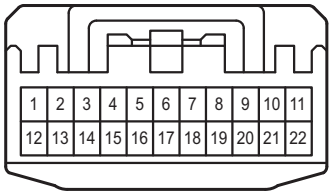

G104
White

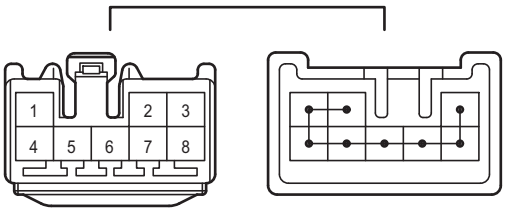

G106
White

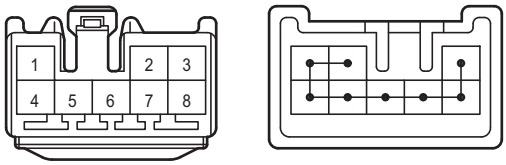

G127
Black

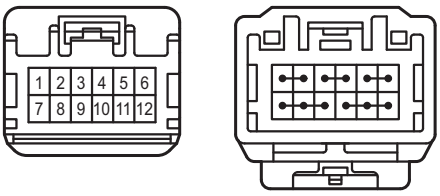

G128
Black

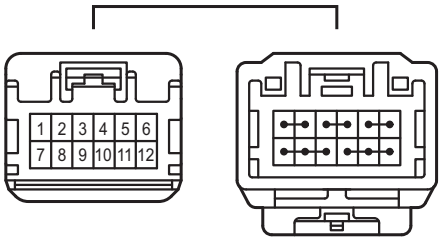

G129
Black

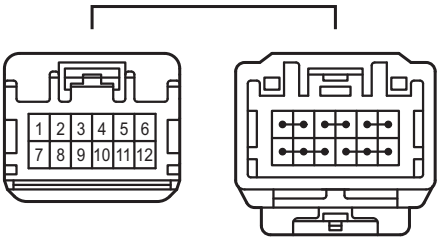

G132
Gray

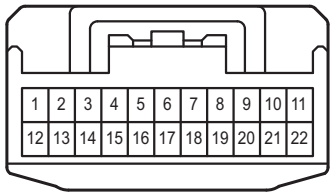

G140
Black

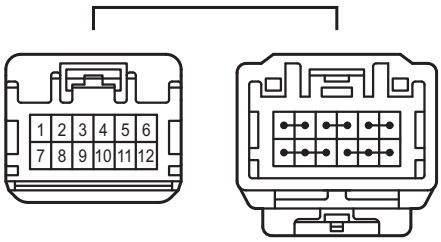

G141
Black

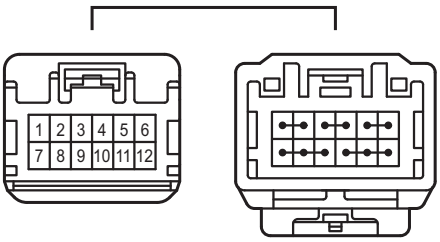

G143
Black

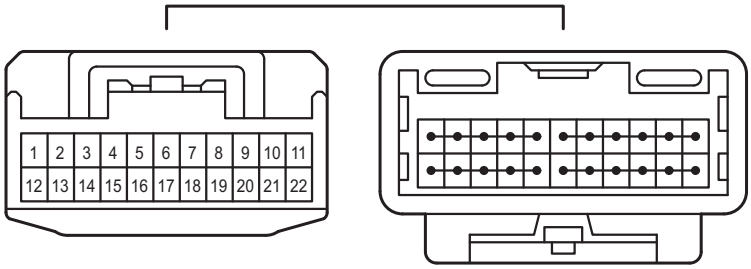

G164
Black

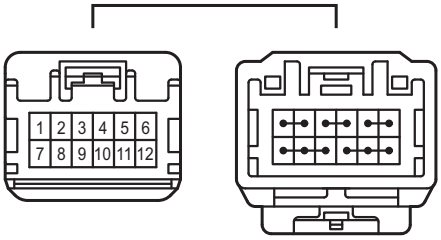

G165
Black

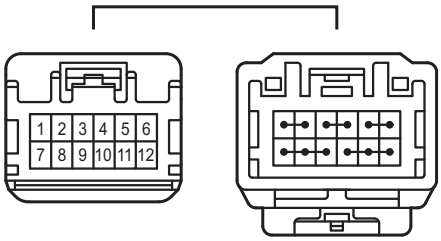

J6
White

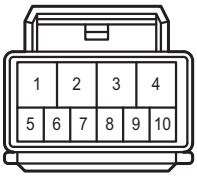

K6
White

Q8
Black

Q23
White

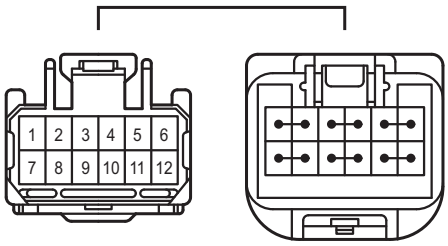

R7
Black

R29
Blue

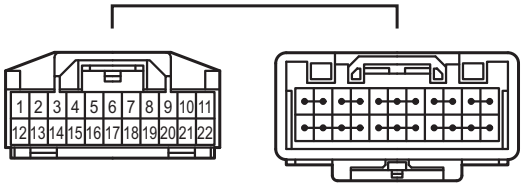

R30
Blue

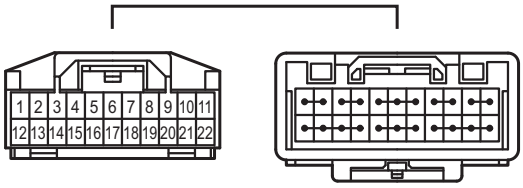

W2
White

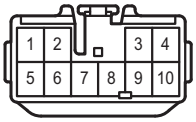

W7
White

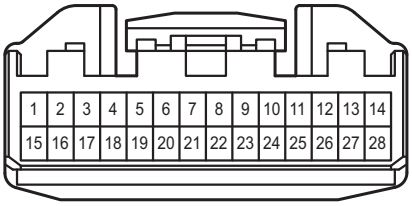

2A
White

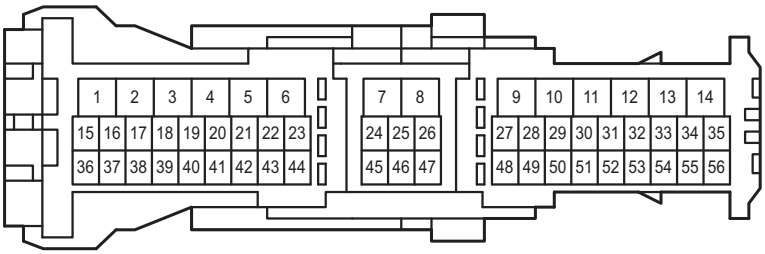

2D
White

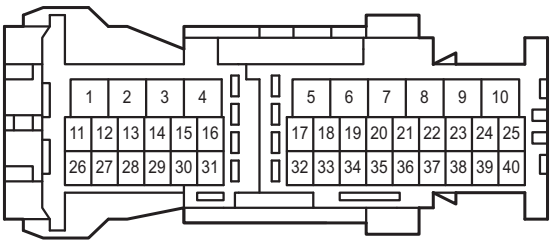

2F
White

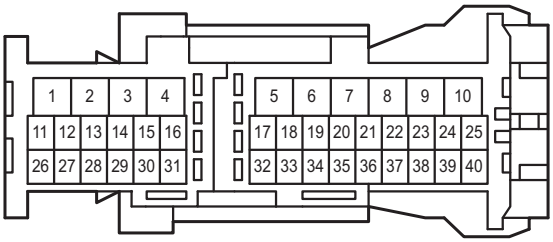

2H
White

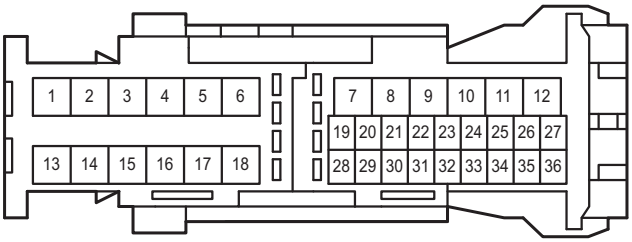

2I
White

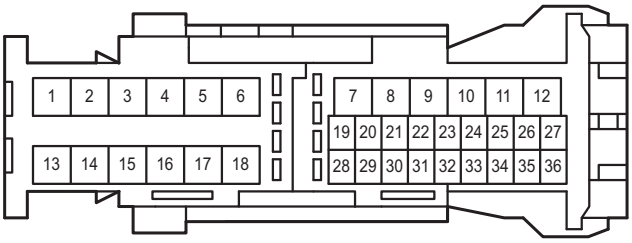

3A
White

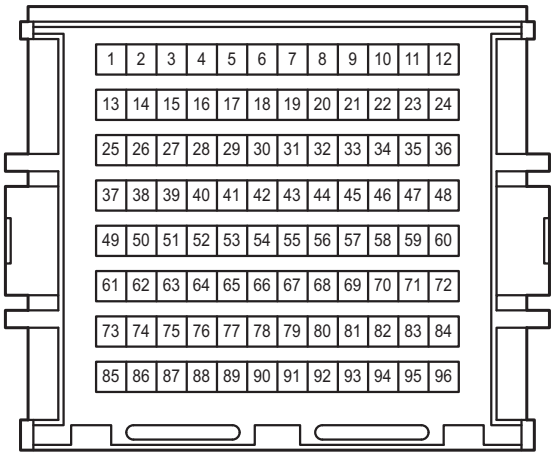

3B
White

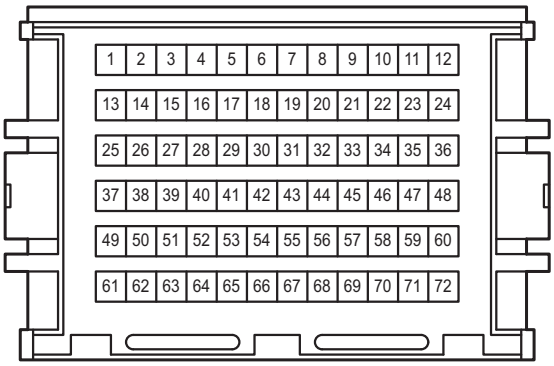

4A
White

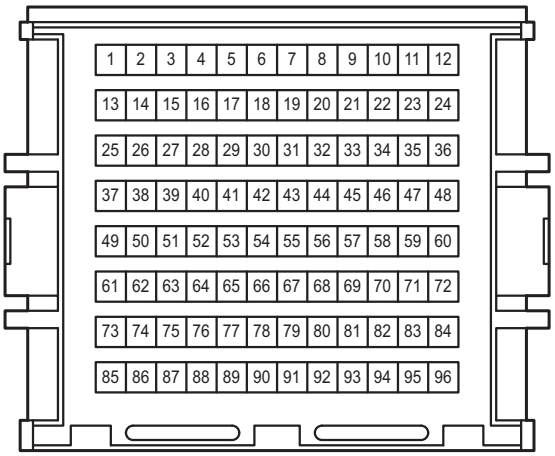

4B
White

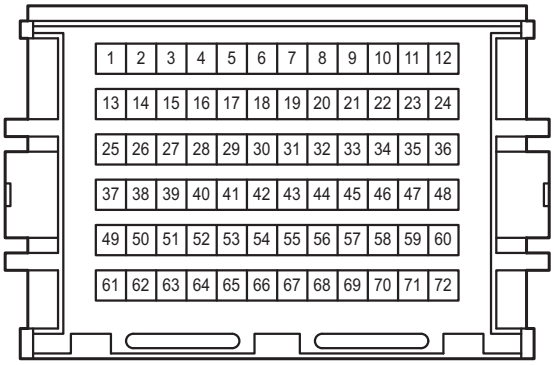

CG2
White

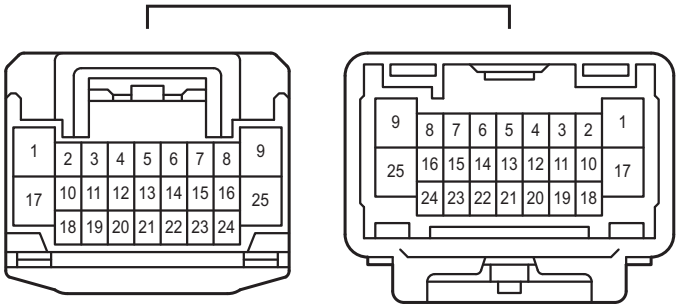

GA2
White

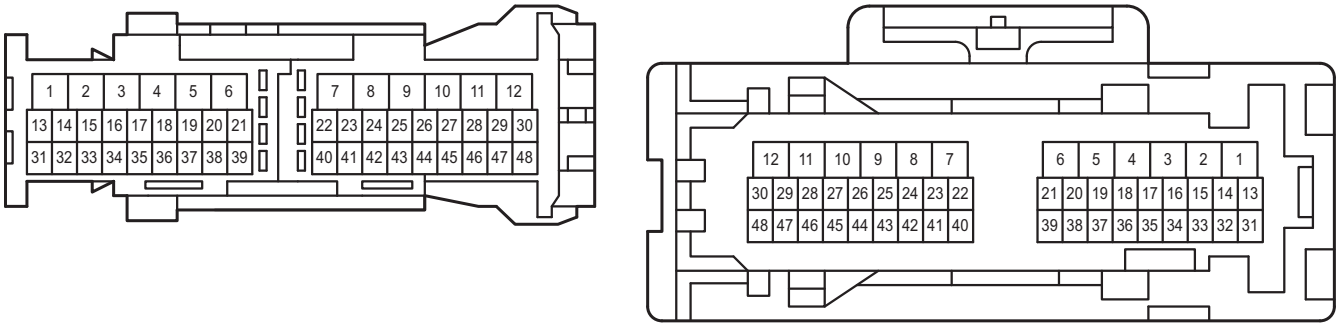

GA6
White

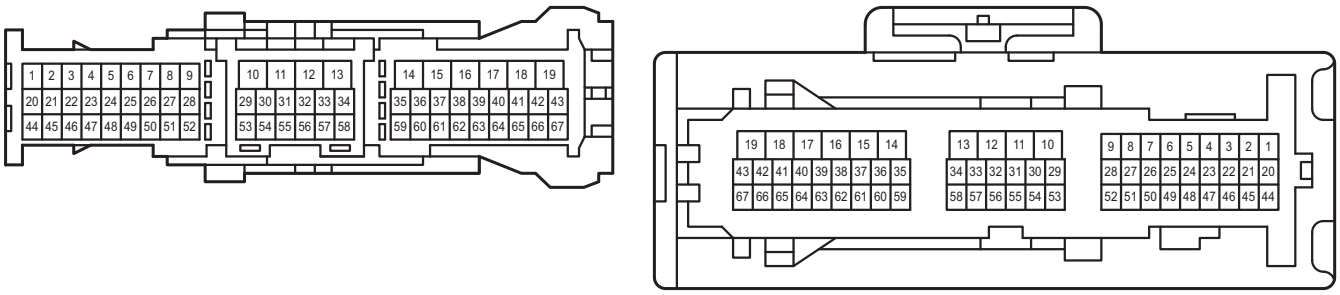

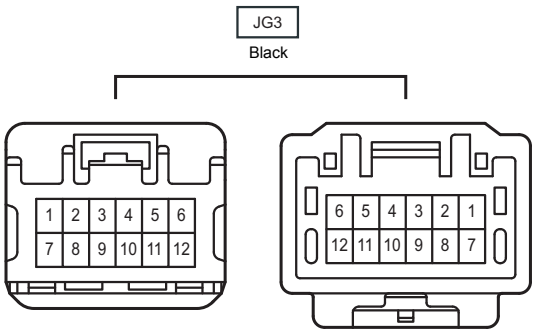
JG3
Black
1 2 3 4 5 6
7 8 9 10 11 12
6 5 4 3 2 1
12 11 10 9 8 7

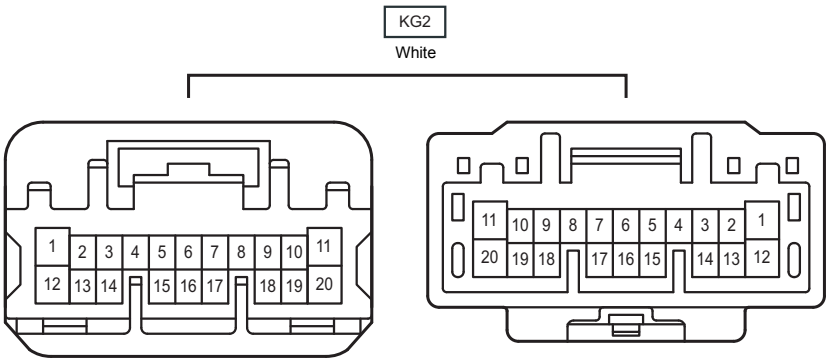
KG2
White
1 2 3 4 5 6 7 8 9 10 11
12 13 14 15 16 17 18 19 20
11 10 9 8 7 6 5 4 3 2 1
20 19 18 17 16 15 14 13 12

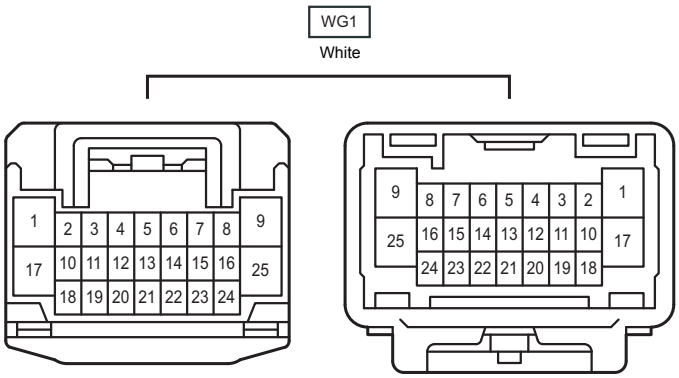
WG1
White
1 2 3 4 5 6 7 8 9
17 10 11 12 13 14 15 16 25
18 19 20 21 22 23 24
9 8 7 6 5 4 3 2 1
25 16 15 14 13 12 11 10 17
24 23 22 21 20 19 18