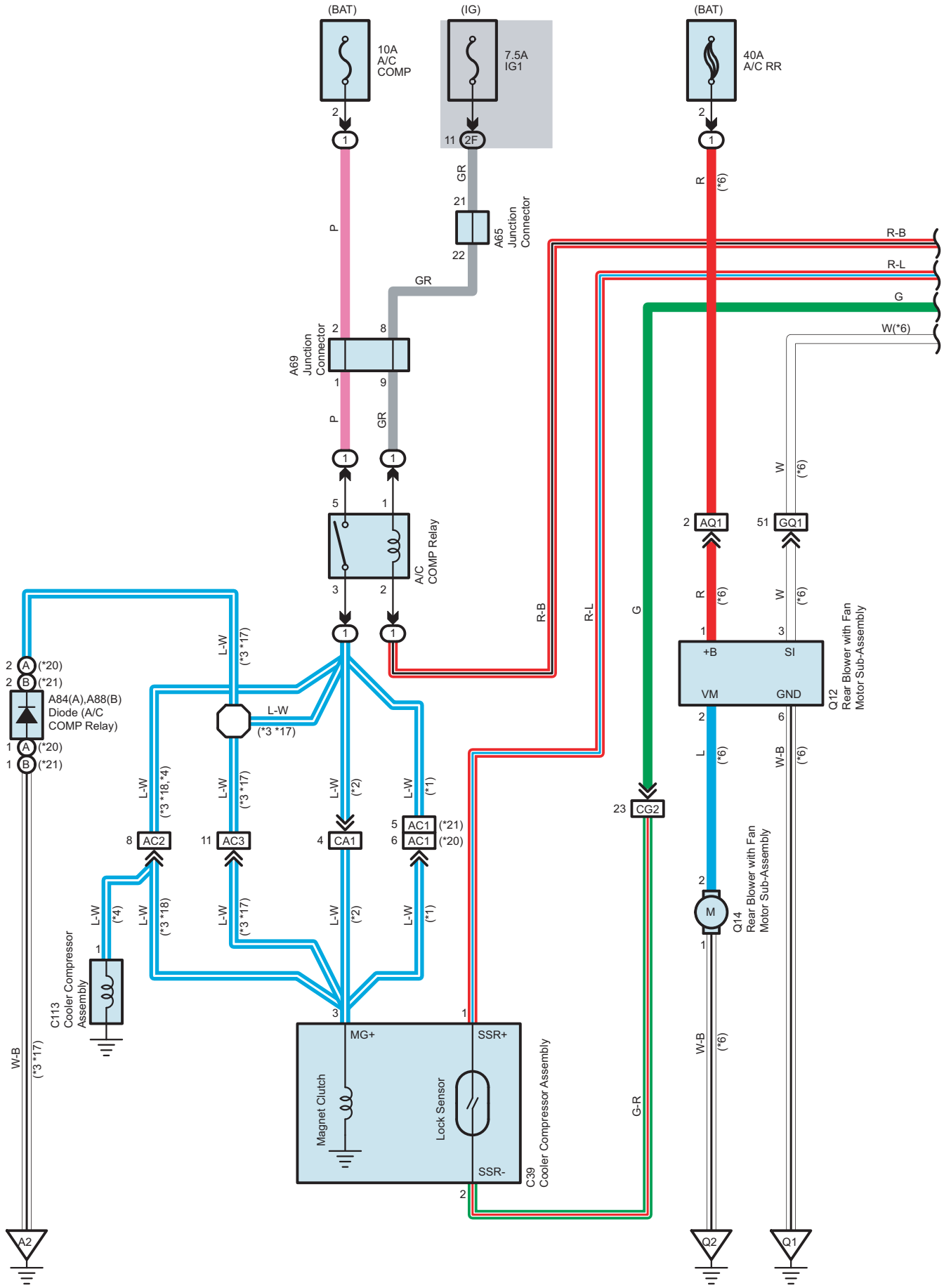
(BAT)
10A
A/C
COMP
(IG)
7.5A
IG1
(BAT)
40A
A/C RR
2F
GR
A65
Junction
Connector
P
GR
A69
Junction
Connector
P
GR
A/C
COMP Relay
R-B
R-L
G
W(*6)
R
(*6)
W
(*6)
AQ1
GQ1
+B
SI
VM
GND
Q12
Rear Blower with Fan
Motor Sub-Assembly
L
(*6)
W-B
(*6)
CG2
Q14
Rear Blower with Fan
Motor Sub-Assembly
A84(A),A88(B)
Diode (A/C
COMP Relay)
(*20)
(*21)
L-W
(*3 *17)
(*3 *18, *4)
(*2)
(*1)
AC2
AC3
CA1
AC1
(*21)
(*20)
(*4)
(*3 *18)
C113
Cooler Compressor
Assembly
W-B
(*3 *17)
MG+
SSR+
SSR-
Magnet Clutch
Lock Sensor
C39
Cooler Compressor Assembly
G-R
A2
Q2
Q1

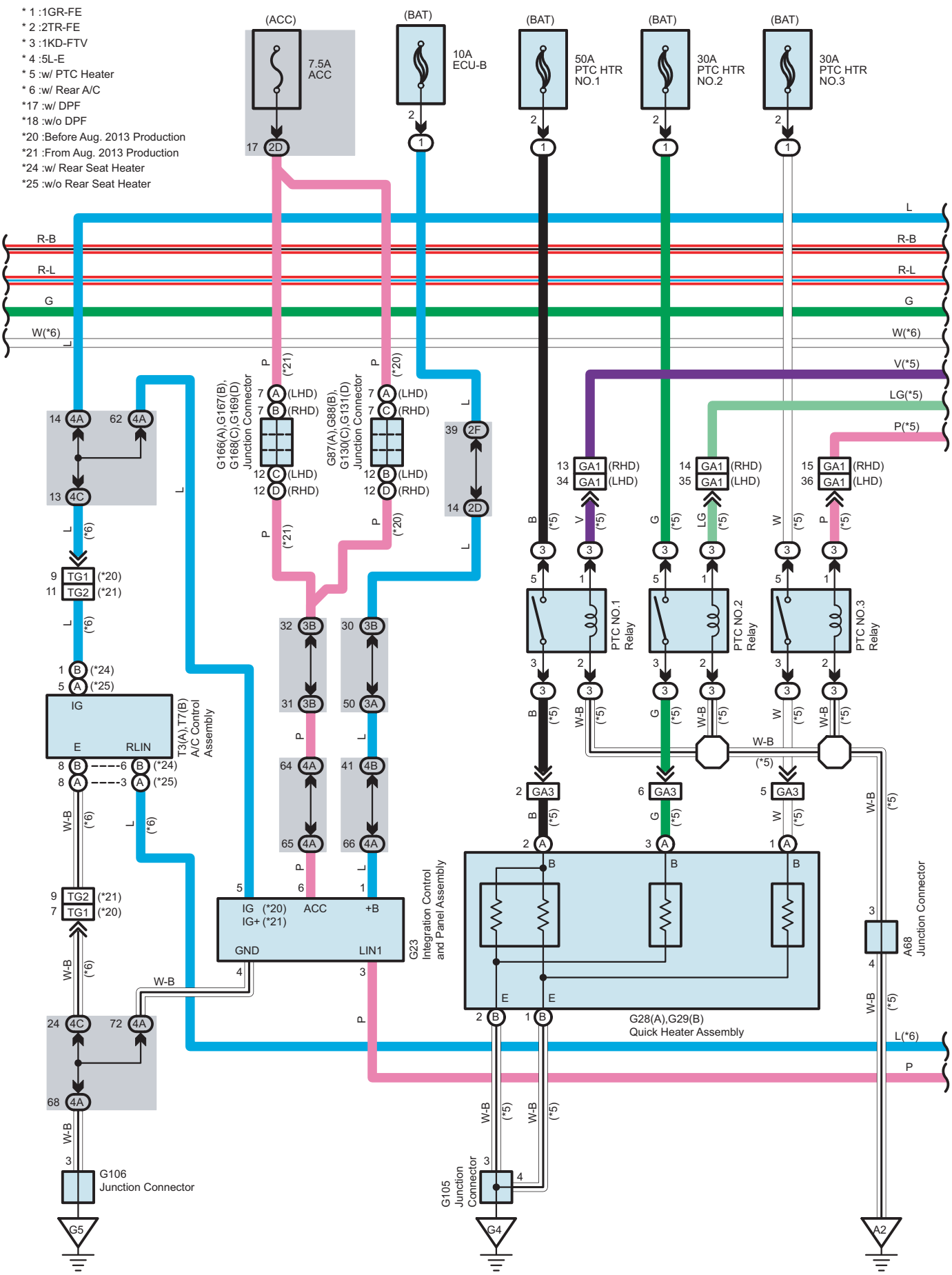
* 1 :1GR-FE
* 2 :2TR-FE
* 3 :1KD-FTV
* 4 :5L-E
* 5 :w/ PTC Heater
* 6 :w/ Rear A/C
*17 :w/ DPF
*18 :w/o DPF
*20 :Before Aug. 2013 Production
*21 :From Aug. 2013 Production
*24 :w/ Rear Seat Heater
*25 :w/o Rear Seat Heater
(ACC)
7.5A ACC
(BAT)
10A ECU-B
50A PTC HTR NO.1
30A PTC HTR NO.2
30A PTC HTR NO.3
R-B
R-L
G
W(*6)
V(*5)
LG(*5)
P(*5)
L(*6)
G166(A),G167(B), G168(C),G169(D) Junction Connector
G87(A),G88(B), G130(C),G131(D) Junction Connector
(LHD)
(RHD)
PTC NO.1 Relay
PTC NO.2 Relay
PTC NO.3 Relay
T3(A),T7(B) A/C Control Assembly
IG
E
RLIN
IG (*20)
IG+ (*21)
ACC
+B
GND
LIN1
G23 Integration Control and Panel Assembly
G28(A),G29(B) Quick Heater Assembly
A68 Junction Connector
G106 Junction Connector
G105 Junction Connector
G5
G4
A2

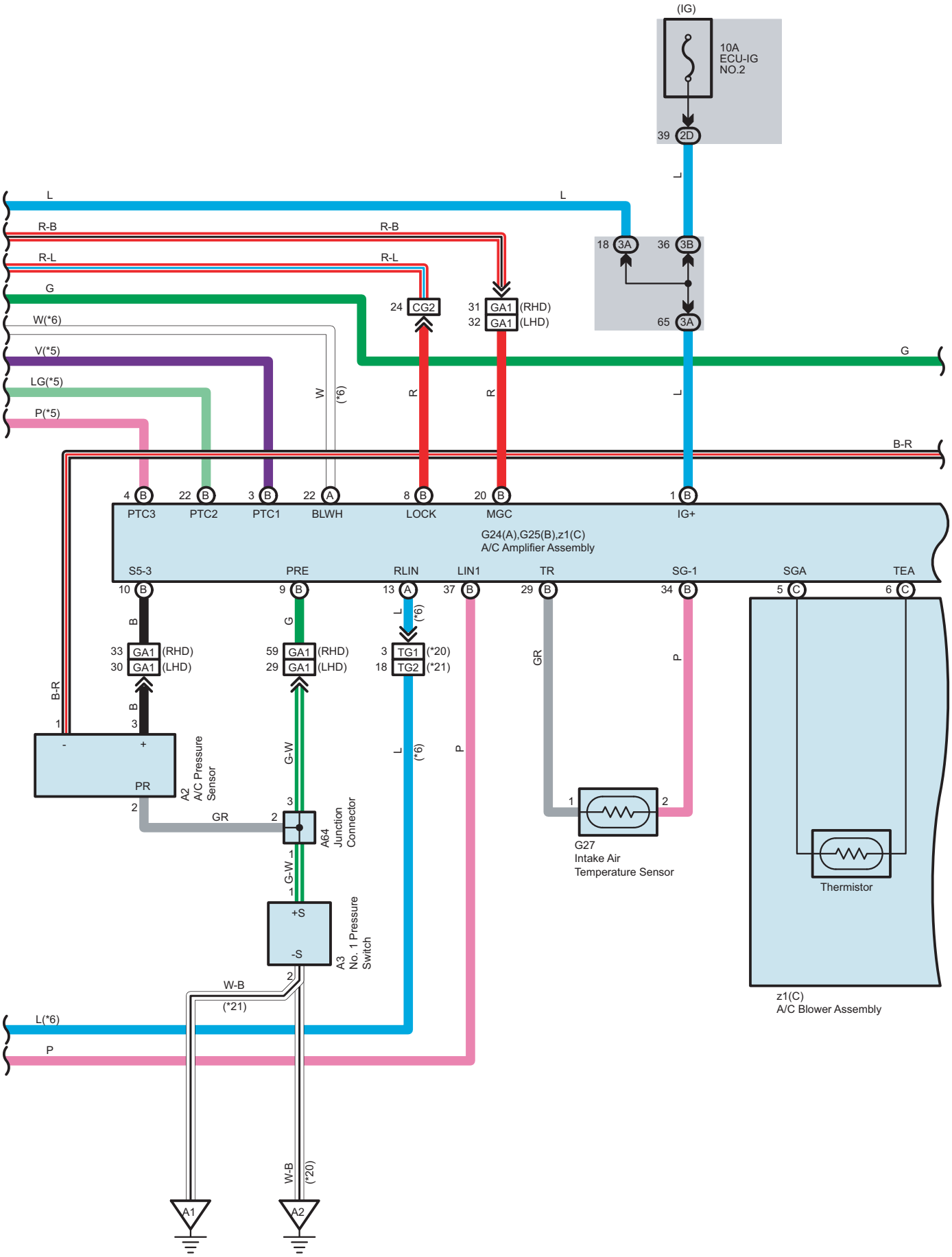
(IG)
10A
ECU-IG
NO.2
39 2D
L
L
L
R-B
R-B
R-L
R-L
G
W(*6)
V(*5)
LG(*5)
P(*5)
18 3A
36 3B
65 3A
24 CG2
31 GA1 (RHD)
32 GA1 (LHD)
G
W
(*6)
R
R
L
B-R
4 B PTC3
22 B PTC2
3 B PTC1
22 A BLWH
8 B LOCK
20 B MGC
1 B IG+
G24(A),G25(B),z1(C)
A/C Amplifier Assembly
S5-3
PRE
RLIN
LIN1
TR
SG-1
SGA
TEA
10 B
9 B
13 A
37 B
29 B
34 B
5 C
6 C
B
G
L
(*6)
33 GA1 (RHD)
30 GA1 (LHD)
59 GA1 (RHD)
29 GA1 (LHD)
3 TG1 (*20)
18 TG2 (*21)
GR
P
B-R
B
1
3
-
+
PR
2
A2
A/C Pressure
Sensor
G-W
3
2
GR
A64
Junction
Connector
1
G-W
1
+S
-S
A3
No. 1 Pressure
Switch
2
W-B
(*21)
L
(*6)
P
1
2
G27
Intake Air
Temperature Sensor
Thermistor
z1(C)
A/C Blower Assembly
L(*6)
P
W-B
(*20)
A1
A2

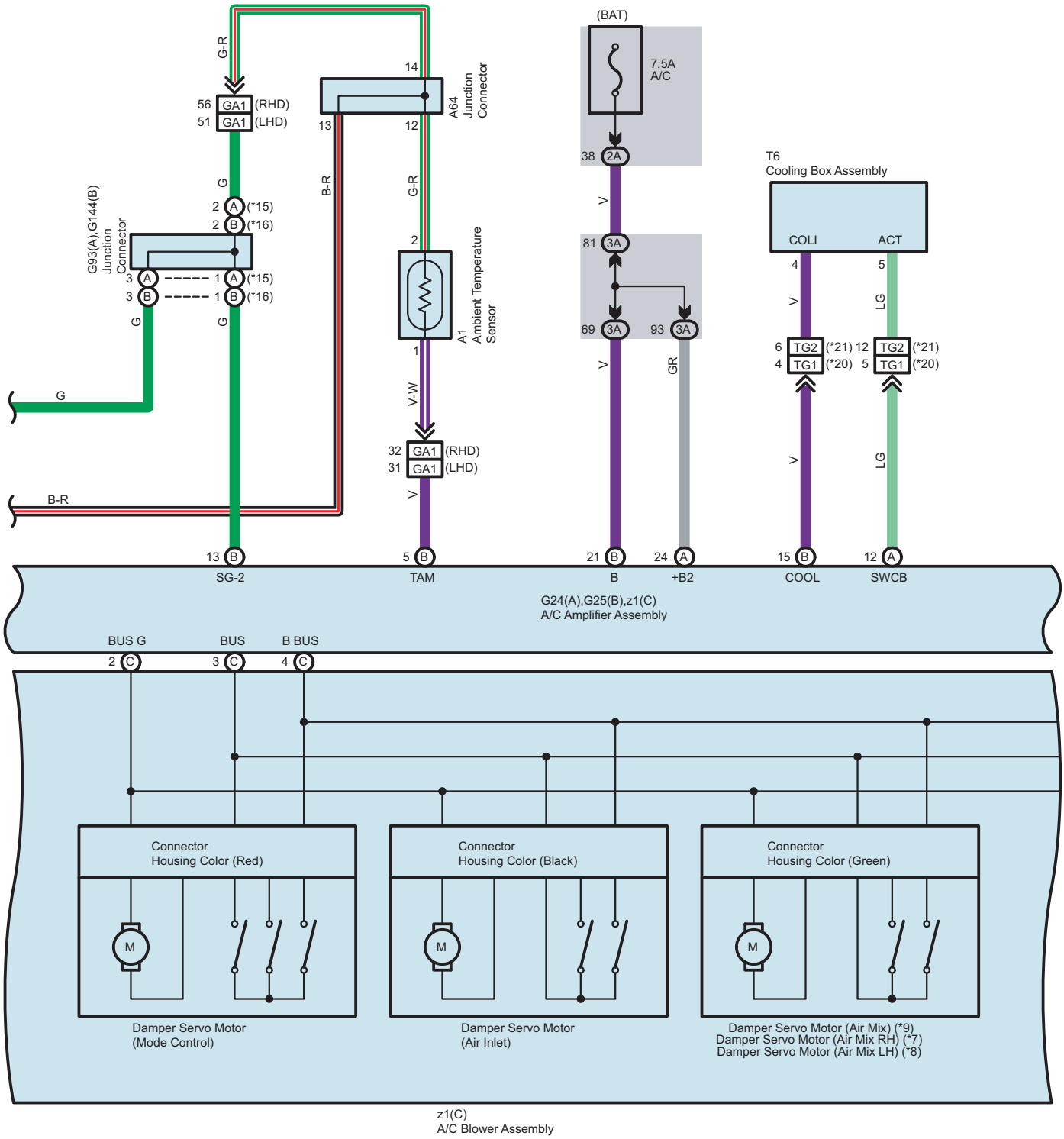

* 5 :w/ PTC Heater
* 6 :w/ Rear A/C
* 7 :LHD Automatic A/C
* 8 :RHD Automatic A/C
* 9 :Manual A/C
*15 :Before Oct. 2010 Production
*16 :From Oct. 2010 Production
* 20 :Before Aug. 2013 Production
* 21 :From Aug. 2013 Production

* 5 :w/ PTC Heater
* 6 :w/ Rear A/C
* 7 :LHD Automatic A/C
* 8 :RHD Automatic A/C
*15 :Before Oct. 2010 Production
*16 :From Oct. 2010 Production
*19 :Except 1KD-FTV
*20 :Before Aug. 2013 Production
*21 :From Aug. 2013 Production

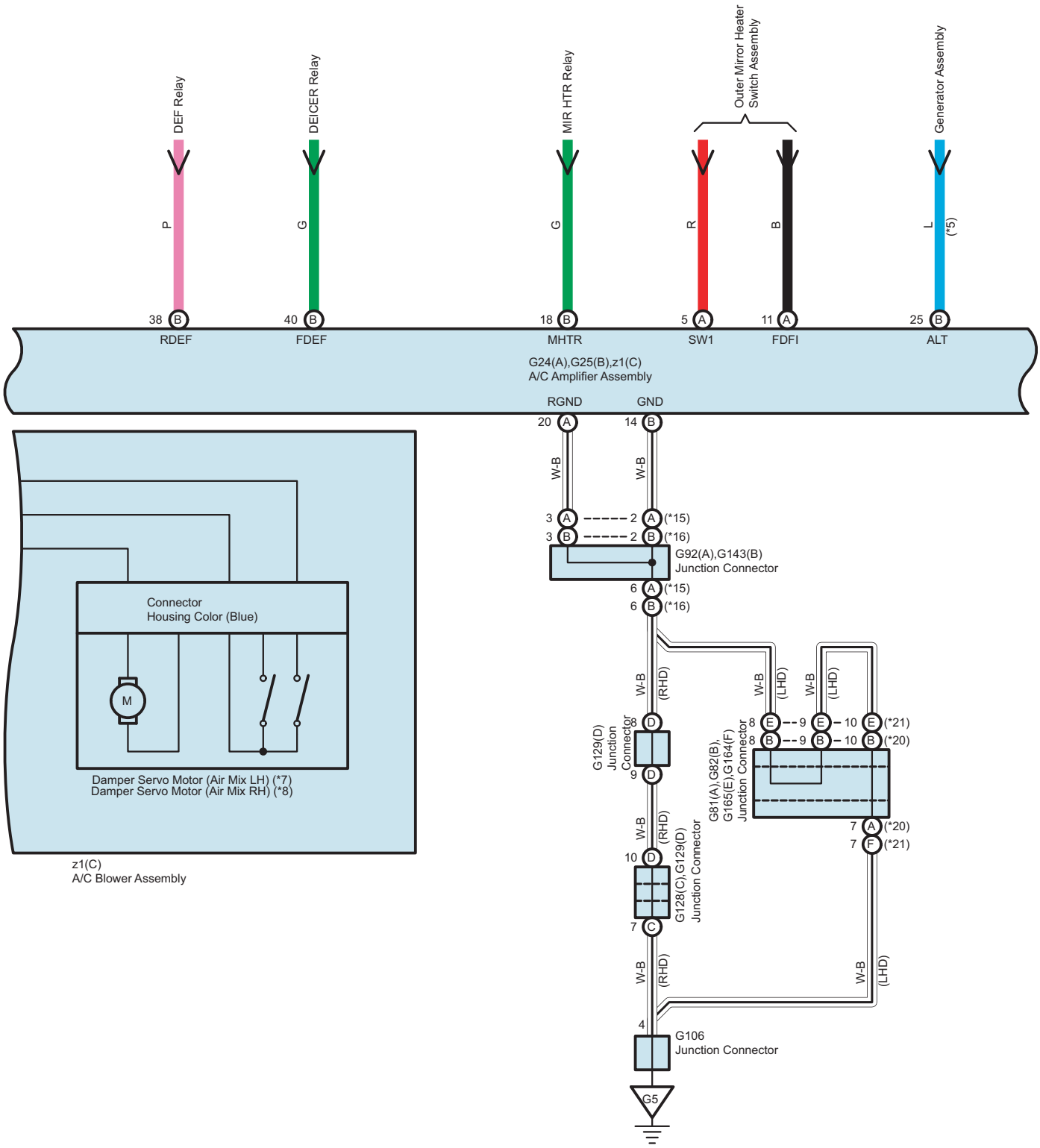

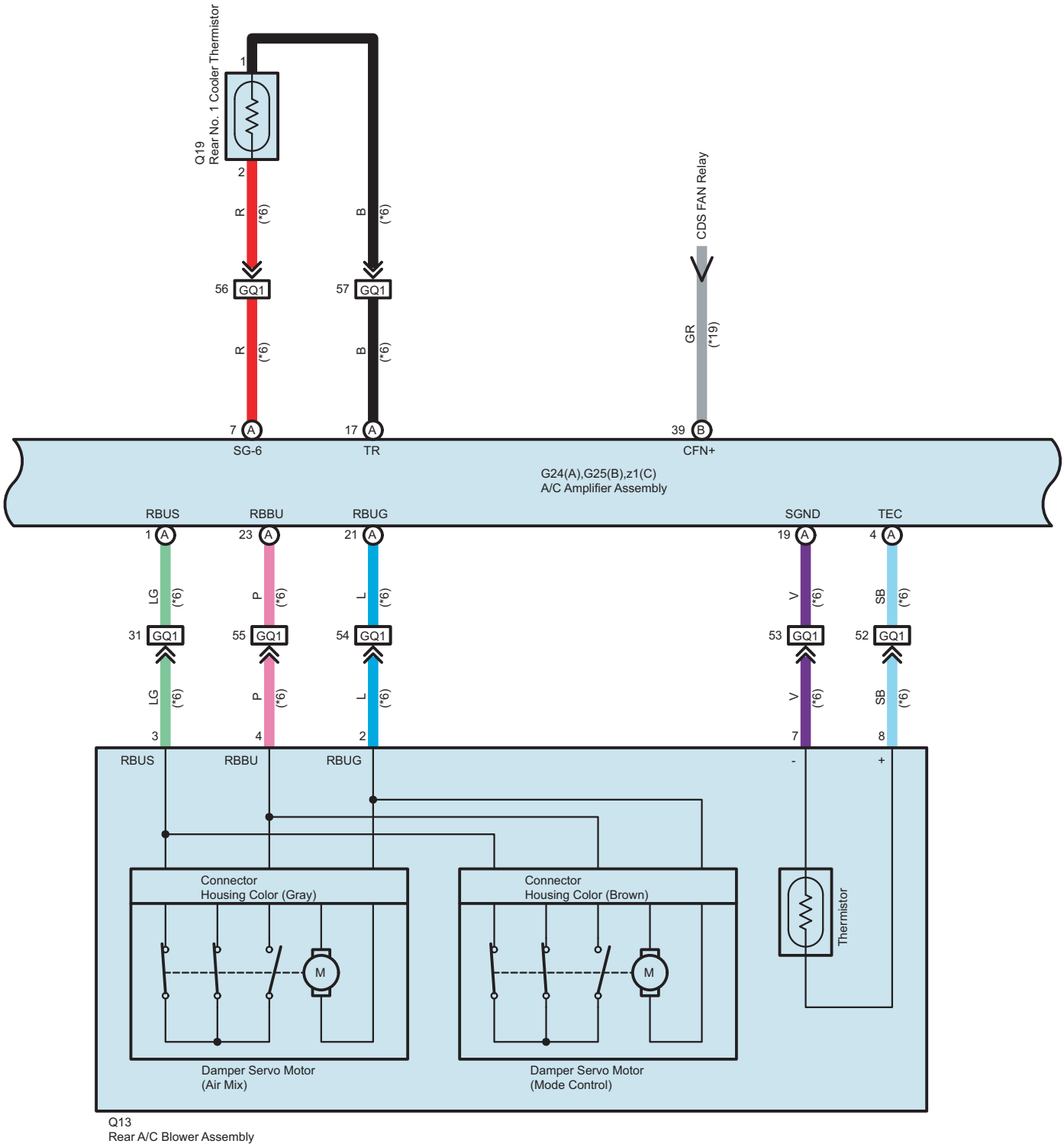
Q19
Rear No. 1 Cooler Thermistor
1
2
R
(*6)
B
(*6)
56 GQ1
57 GQ1
R
(*6)
B
(*6)
CDS FAN Relay
GR
(*19)
7 A
17 A
39 B
SG-6
TR
CFN+
G24(A),G25(B),z1(C)
A/C Amplifier Assembly
RBUS
RBBU
RBUG
SGND
TEC
1 A
23 A
21 A
19 A
4 A
LG
(*6)
P
(*6)
L
(*6)
V
(*6)
SB
(*6)
31 GQ1
55 GQ1
54 GQ1
53 GQ1
52 GQ1
LG
(*6)
P
(*6)
L
(*6)
V
(*6)
SB
(*6)
3
4
2
7
8
RBUS
RBBU
RBUG
-
+
Connector
Housing Color (Gray)
Connector
Housing Color (Brown)
M
M
Thermistor
Damper Servo Motor
(Air Mix)
Damper Servo Motor
(Mode Control)
Q13
Rear A/C Blower Assembly

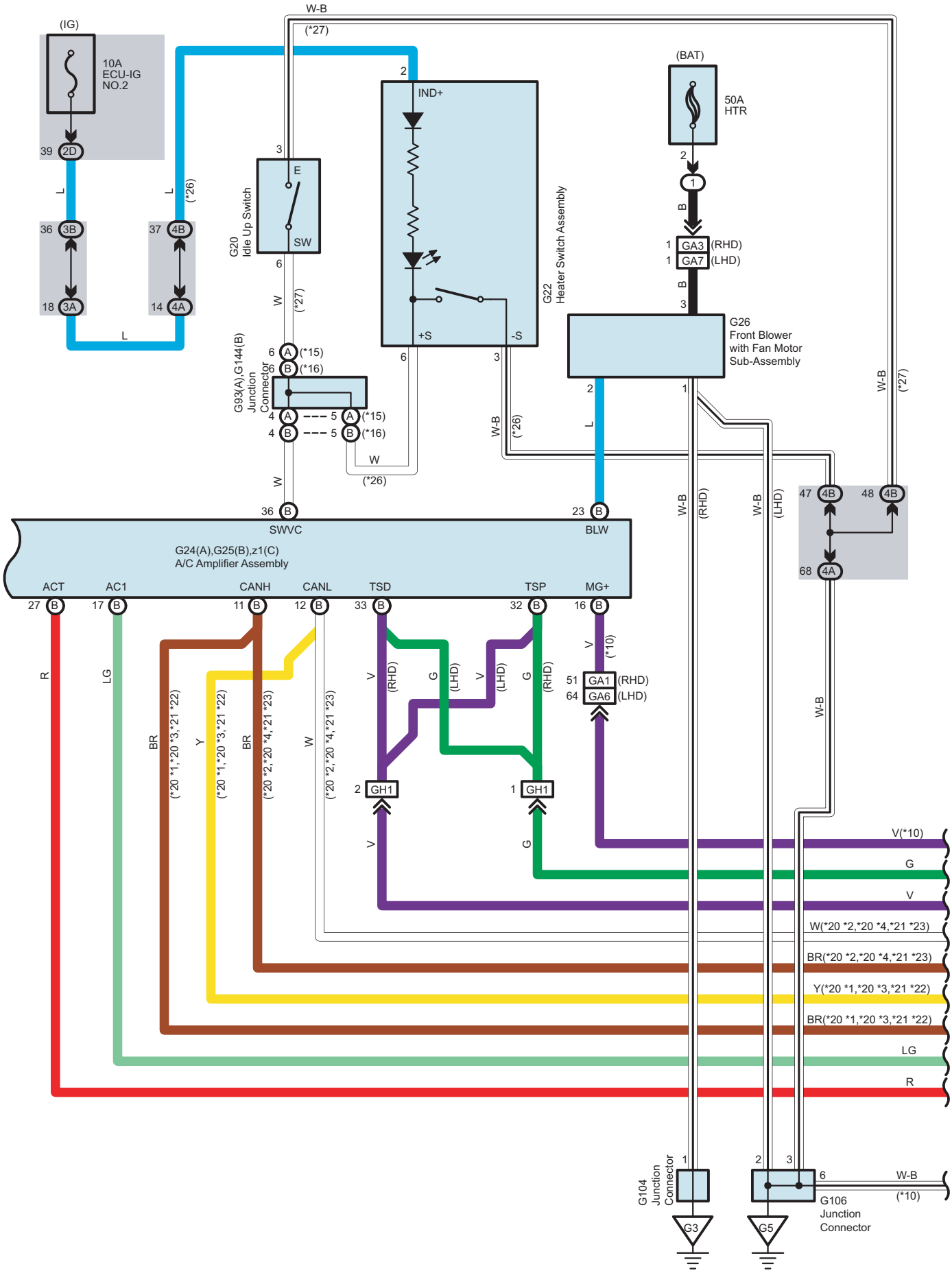
(IG)
10A
ECU-IG
NO.2
39 2D
36 3B
18 3A
37 4B
14 4A
L
(*26)
W-B
(*27)
G20
Idle Up Switch
E
SW
W
G22
Heater Switch Assembly
IND+
+S
-S
(BAT)
50A
HTR
B
GA3 (RHD)
GA7 (LHD)
G26
Front Blower
with Fan Motor
Sub-Assembly
G93(A),G144(B)
Junction
Connector
(*15)
(*16)
SWVC
BLW
G24(A),G25(B),z1(C)
A/C Amplifier Assembly
ACT
AC1
CANH
CANL
TSD
TSP
MG+
47 4B
48 4B
68 4A
(RHD)
(LHD)
GA1
GA6
(*10)
GH1
R
LG
BR
Y
(*20 *1, *20 *3, *21 *22)
(*20 *2, *20 *4, *21 *23)
V(*10)
G
V
W(*20 *2,*20 *4,*21 *23)
BR(*20 *2,*20 *4,*21 *23)
Y(*20 *1,*20 *3,*21 *22)
BR(*20 *1,*20 *3,*21 *22)
LG
R
G104
Junction
Connector
G3
G5
G106
Junction
Connector

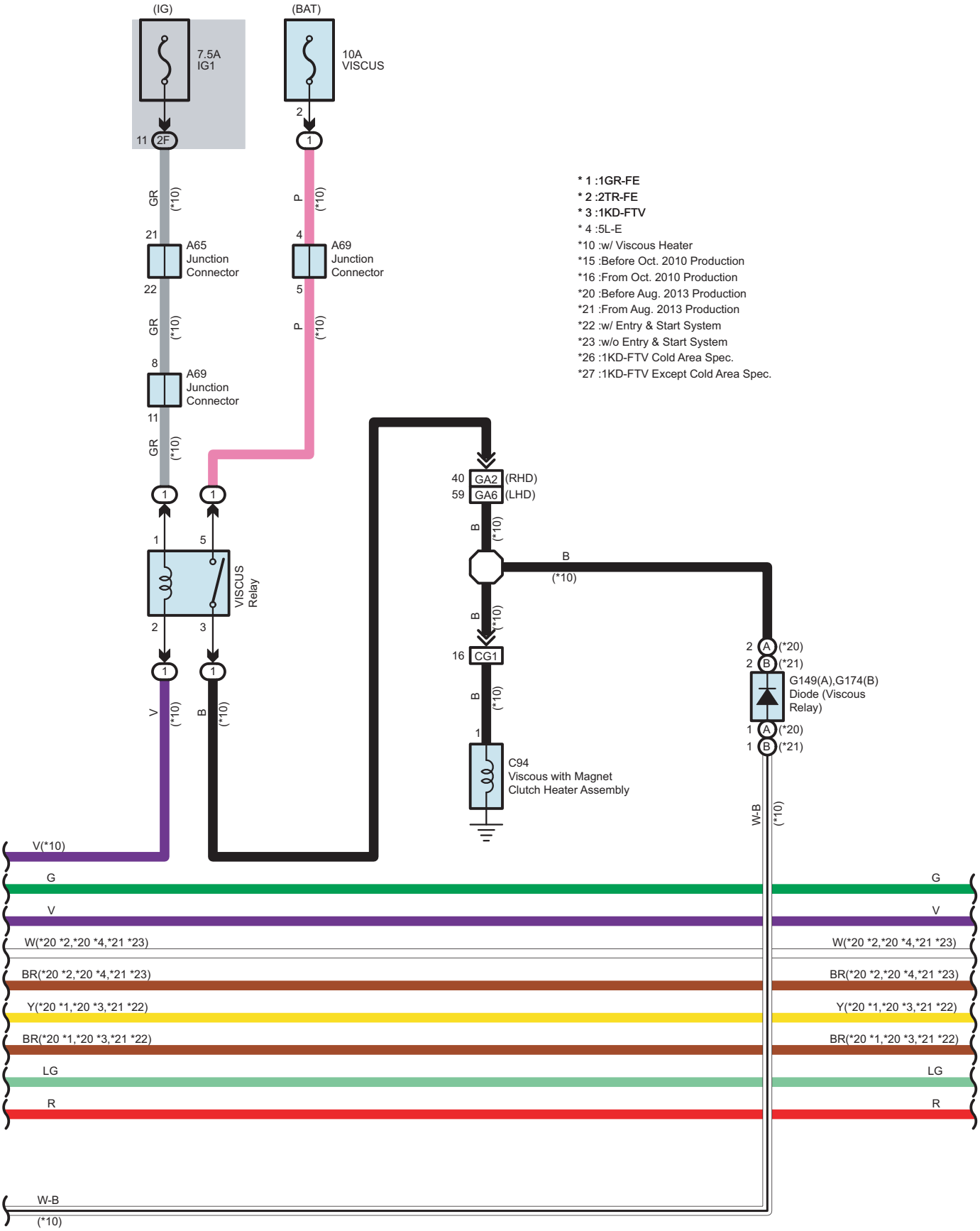
(IG)
7.5A
IG1
11 2F
(BAT)
10A
VISCUS
2
1
GR
(*10)
P
(*10)
21
A65
Junction
Connector
22
4
A69
Junction
Connector
5
GR
(*10)
P
(*10)
8
A69
Junction
Connector
11
GR
(*10)
1
1
1
5
VISCUS
Relay
2
3
1
1
V
(*10)
B
(*10)
40 GA2 (RHD)
59 GA6 (LHD)
B
(*10)
B
(*10)
B
(*10)
16 CG1
B
(*10)
1
C94
Viscous with Magnet
Clutch Heater Assembly
2 A (*20)
2 B (*21)
G149(A),G174(B)
Diode (Viscous
Relay)
1 A (*20)
1 B (*21)
W-B
(*10)
V(*10)
G
V
W(*20 *2,*20 *4,*21 *23)
BR(*20 *2,*20 *4,*21 *23)
Y(*20 *1,*20 *3,*21 *22)
BR(*20 *1,*20 *3,*21 *22)
LG
R
W-B
(*10)
* 1 :1GR-FE
* 2 :2TR-FE
* 3 :1KD-FTV
* 4 :5L-E
*10 :w/ Viscous Heater
*15 :Before Oct. 2010 Production
*16 :From Oct. 2010 Production
*20 :Before Aug. 2013 Production
*21 :From Aug. 2013 Production
*22 :w/ Entry & Start System
*23 :w/o Entry & Start System
*26 :1KD-FTV Cold Area Spec.
*27 :1KD-FTV Except Cold Area Spec.

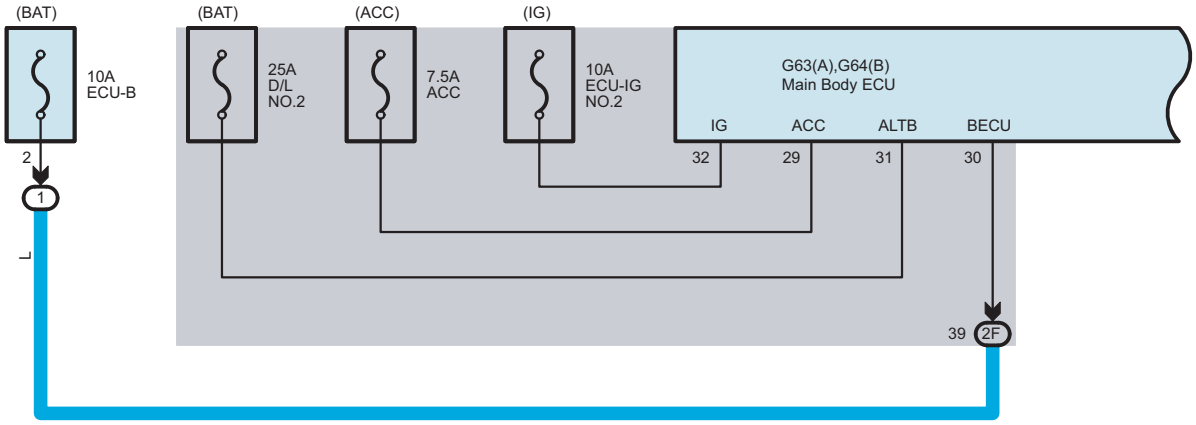

* 1 :1GR-FE
* 2 :2TR-FE
* 3 :1KD-FTV
* 4 :5L-E
*15 :Before Oct. 2010 Production
*16 :From Oct. 2010 Production
*20 :Before Aug. 2013 Production
*21 :From Aug. 2013 Production
*22 :w/ Entry & Start System
*23 :w/o Entry & Start System



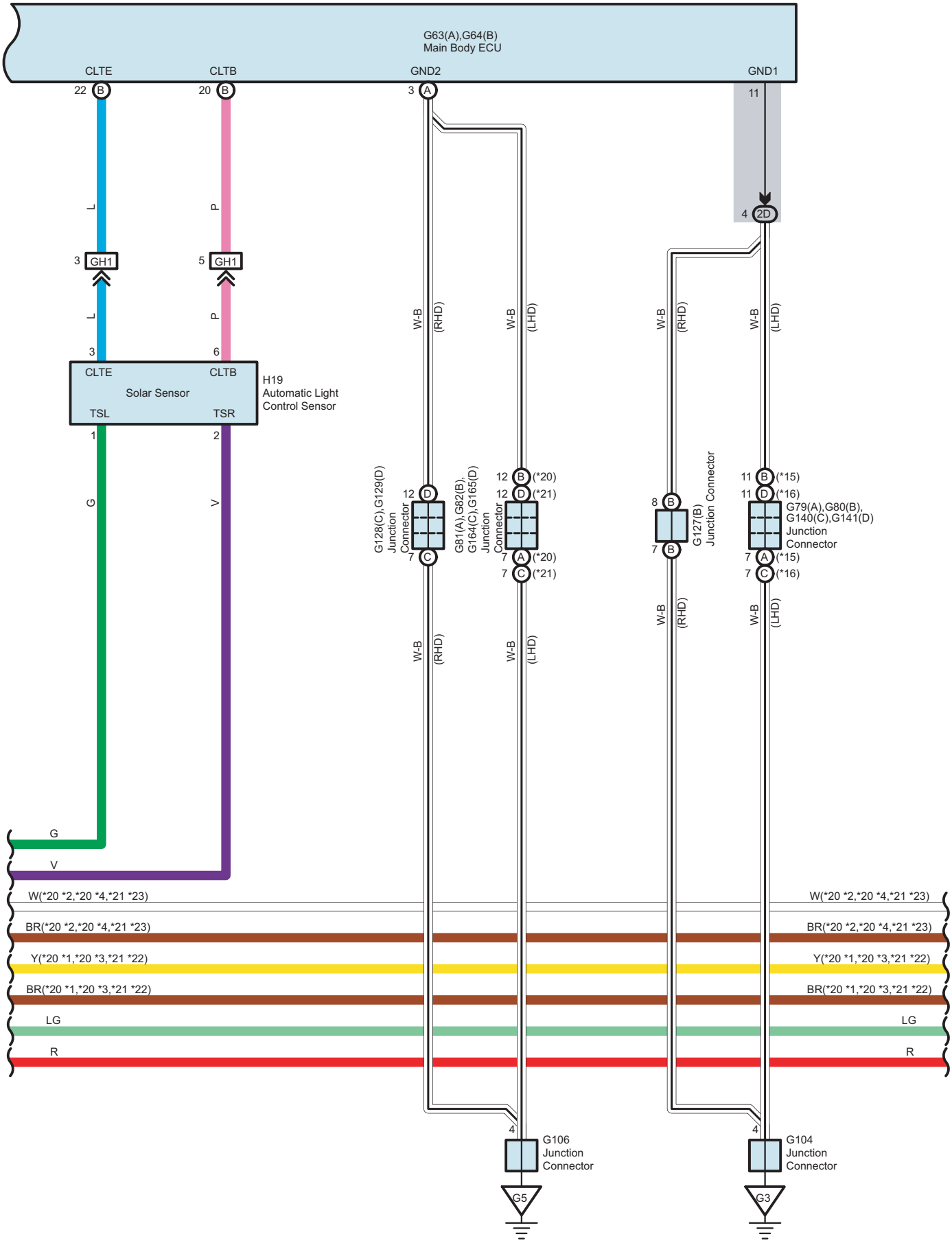
G63(A),G64(B)
Main Body ECU
CLTE
CLTB
GND2
GND1
22 B
20 B
3 A
11
4 2D
L
P
3 GH1
5 GH1
L
P
3
6
CLTE
CLTB
Solar Sensor
TSL
TSR
H19
Automatic Light
Control Sensor
1
2
G
V
W-B
(RHD)
W-B
(LHD)
W-B
(RHD)
W-B
(LHD)
G128(C),G129(D)
Junction
Connector
12 D
7 C
G81(A),G82(B),
G164(C),G165(D)
Junction
Connector
12 B (*20)
12 D (*21)
7 A (*20)
7 C (*21)
8 B
7 B
G127(B)
Junction Connector
11 B (*15)
11 D (*16)
G79(A),G80(B),
G140(C),G141(D)
Junction
Connector
7 A (*15)
7 C (*16)
W-B
(RHD)
W-B
(LHD)
G
V
W(*20 *2,*20 *4,*21 *23)
BR(*20 *2,*20 *4,*21 *23)
Y(*20 *1,*20 *3,*21 *22)
BR(*20 *1,*20 *3,*21 *22)
LG
R
W(*20 *2,*20 *4,*21 *23)
BR(*20 *2,*20 *4,*21 *23)
Y(*20 *1,*20 *3,*21 *22)
BR(*20 *1,*20 *3,*21 *22)
LG
R
4
G106
Junction
Connector
G5
4
G104
Junction
Connector
G3

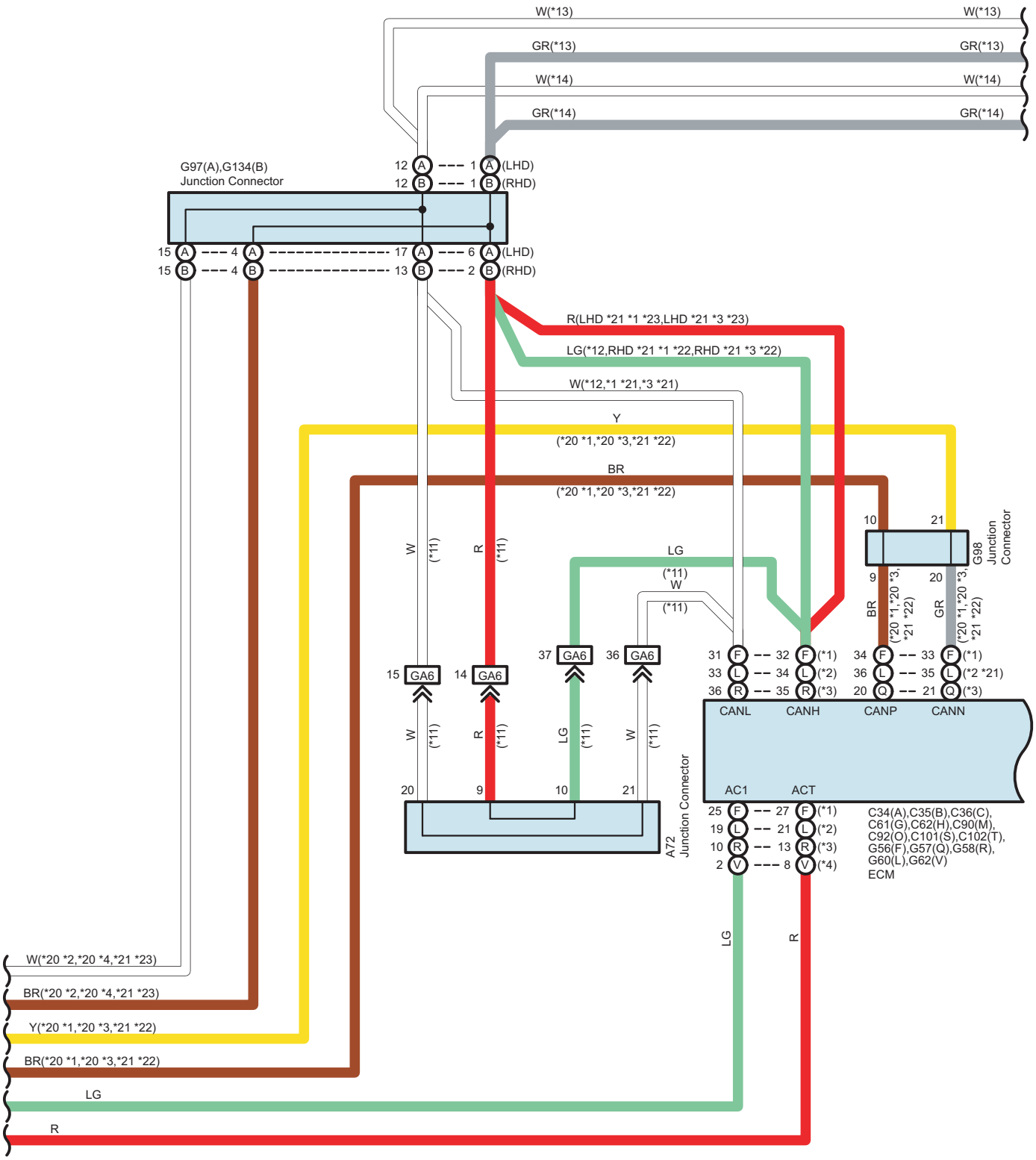
W(*13)
GR(*13)
W(*14)
GR(*14)
G97(A),G134(B)
Junction Connector
12 A --- 1 A (LHD)
12 B --- 1 B (RHD)
15 A --- 4 A ---------- 17 A --- 6 A (LHD)
15 B --- 4 B ---------- 13 B --- 2 B (RHD)
R(LHD *21 *1 *23,LHD *21 *3 *23)
LG(*12,RHD *21 *1 *22,RHD *21 *3 *22)
W(*12,*1 *21,*3 *21)
Y
(*20 *1,*20 *3,*21 *22)
BR
(*20 *1,*20 *3,*21 *22)
W (*11)
R (*11)
LG (*11)
W (*11)
15 GA6
14 GA6
37 GA6
36 GA6
20 9 10 21
A72
Junction Connector
10 21
9 20
G98
Junction Connector
BR (*20 *1,*20 *3, *21 *22)
GR (*20 *1,*20 *3, *21 *22)
31 F -- 32 F (*1)
33 L -- 34 L (*2)
36 R -- 35 R (*3)
34 F -- 33 F (*1)
36 L -- 35 L (*2 *21)
20 Q -- 21 Q (*3)
CANL CANH CANP CANN
AC1 ACT
25 F -- 27 F (*1)
19 L -- 21 L (*2)
10 R -- 13 R (*3)
2 V --- 8 V (*4)
C34(A),C35(B),C36(C),
C61(G),C62(H),C90(M),
C92(O),C101(S),C102(T),
G56(F),G57(Q),G58(R),
G60(L),G62(V)
ECM
LG
R
W(*20 *2,*20 *4,*21 *23)
BR(*20 *2,*20 *4,*21 *23)
Y(*20 *1,*20 *3,*21 *22)
BR(*20 *1,*20 *3,*21 *22)
LG
R



* 1 :1GR-FE
* 2 :2TR-FE
* 3 :1KD-FTV
* 4 :5L-E
*11 :LHD 2TR-FE
*12 :RHD 2TR-FE
*13 :LHD 5L-E
*14 :RHD 5L-E
*20 :Before Aug. 2013 Production
*21 :From Aug. 2013 Production
*22 :w/ Entry & Start System
*23 :w/o Entry & Start System

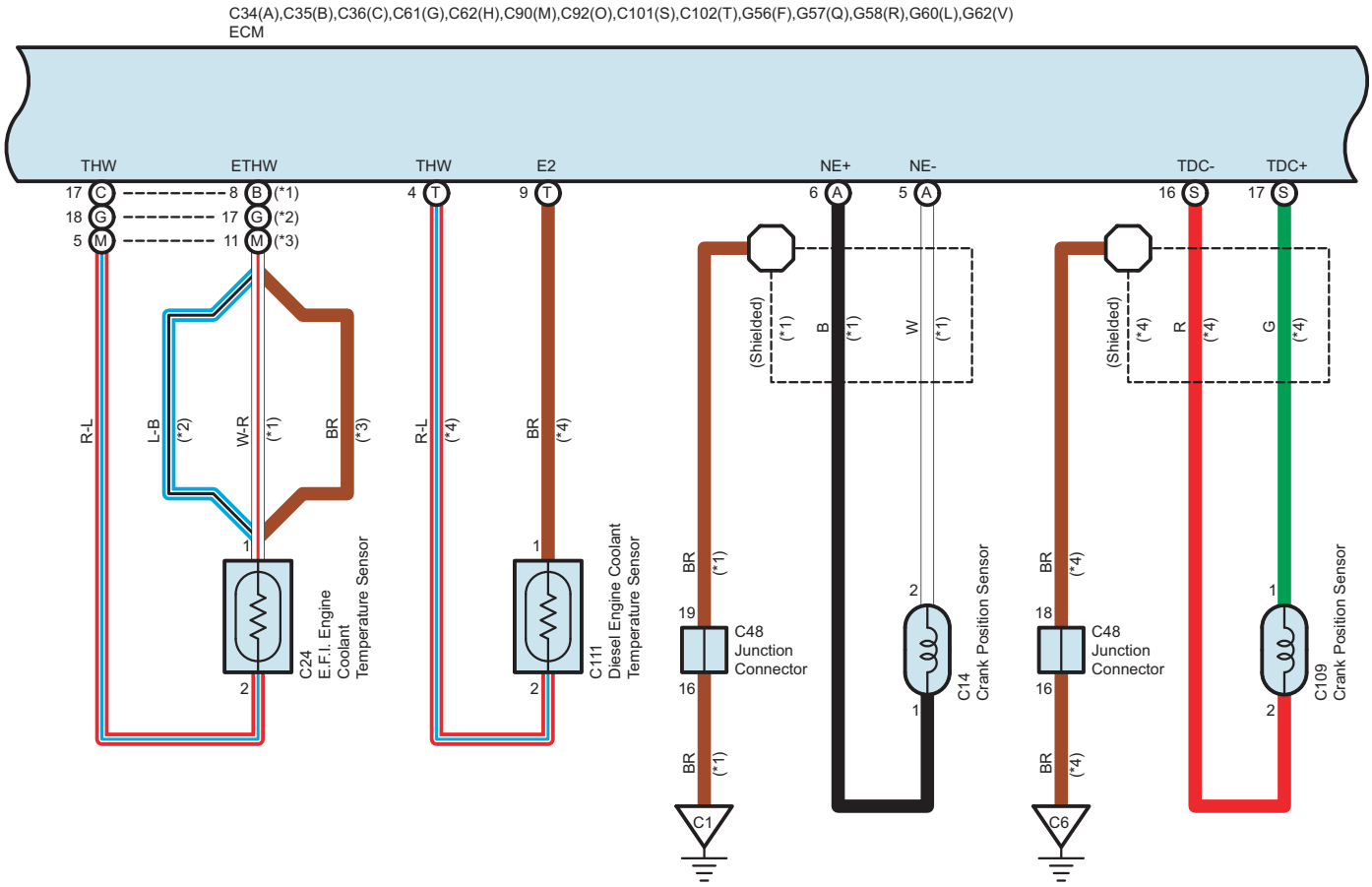


W(*13)
W(*13)
GR(*13)
GR(*13)
W(*14)
W(*14)
GR(*14)
GR(*14)

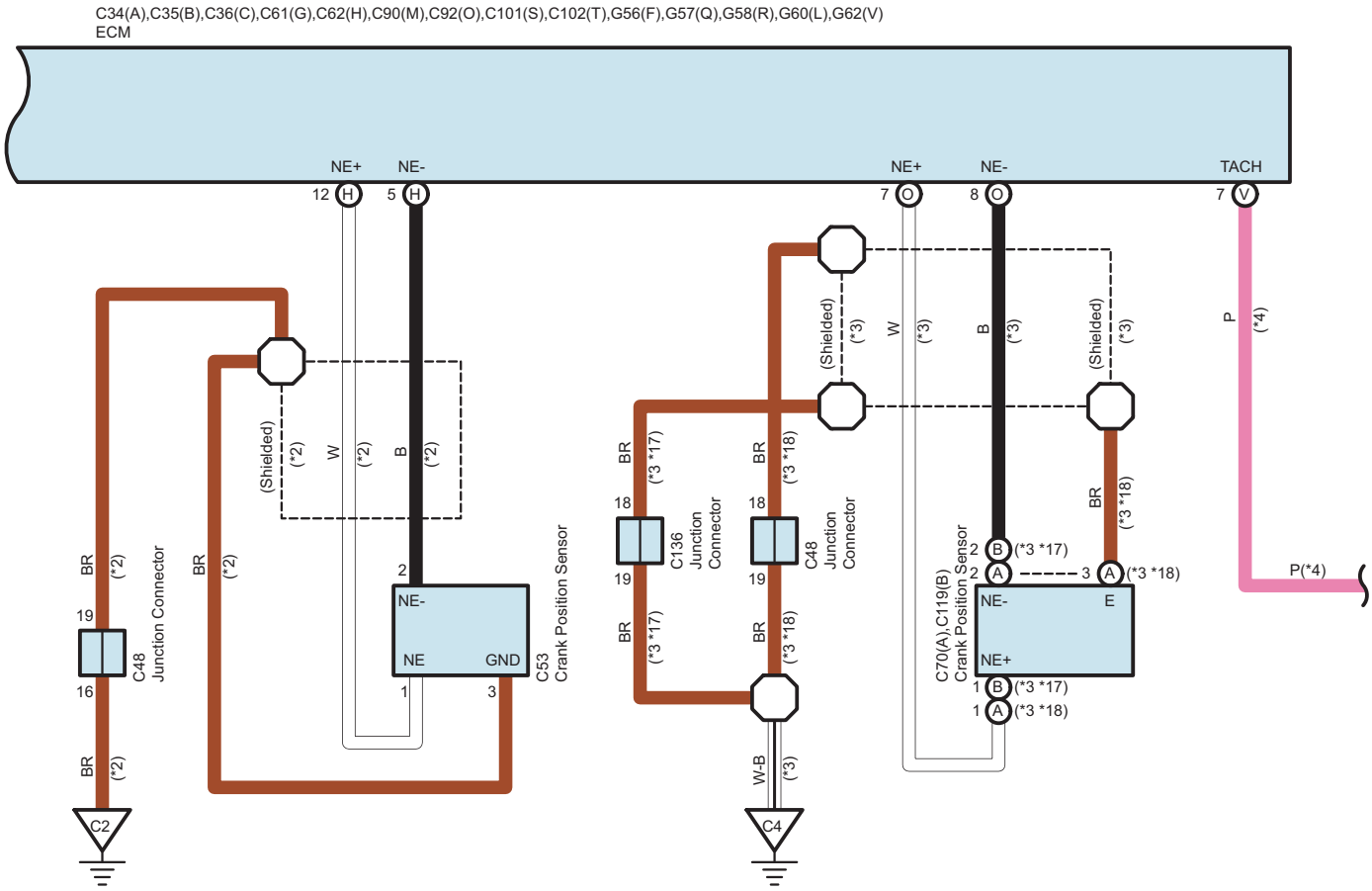
C34(A),C35(B),C36(C),C61(G),C62(H),C90(M),C92(O),C101(S),C102(T),G56(F),G57(Q),G58(R),G60(L),G62(V)
ECM
NE+
NE-
NE+
NE-
TACH
12 H
5 H
7 O
8 O
7 V
(Shielded)
(*2)
W
(*2)
B
(*2)
(Shielded)
(*3)
W
(*3)
B
(*3)
(Shielded)
(*3)
P
(*4)
BR
(*2)
19
16
C48
Junction Connector
BR
(*2)
2
NE-
NE
GND
1
3
C53
Crank Position Sensor
BR
(*3 *17)
18
19
C136
Junction Connector
BR
(*3 *17)
BR
(*3 *18)
18
19
C48
Junction Connector
BR
(*3 *18)
2 B (*3 *17)
2 A
3 A (*3 *18)
NE-
E
NE+
C70(A),C119(B)
Crank Position Sensor
1 B (*3 *17)
1 A (*3 *18)
P(*4)
W-B
(*3)
C2
C4

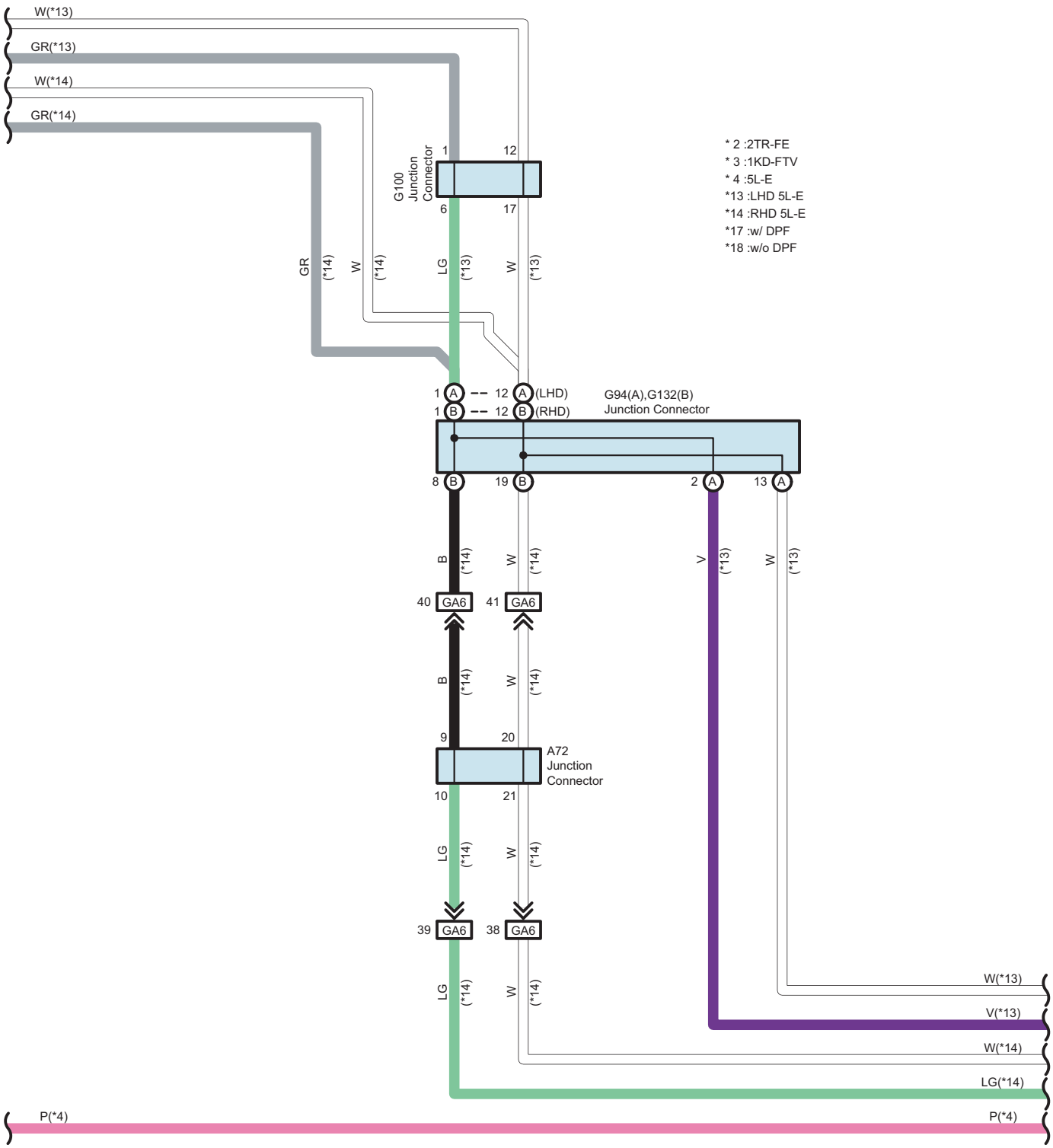
W(*13)
GR(*13)
W(*14)
GR(*14)
G100 Junction Connector
1
12
6
17
GR
(*14)
W
(*14)
LG
(*13)
W
(*13)
* 2 :2TR-FE
* 3 :1KD-FTV
* 4 :5L-E
*13 :LHD 5L-E
*14 :RHD 5L-E
*17 :w/ DPF
*18 :w/o DPF
1 A -- 12 A (LHD)
1 B -- 12 B (RHD)
G94(A),G132(B) Junction Connector
8 B
19 B
2 A
13 A
B
(*14)
W
(*14)
V
(*13)
W
(*13)
40 GA6
41 GA6
B
(*14)
W
(*14)
9
20
A72 Junction Connector
10
21
LG
(*14)
W
(*14)
39 GA6
38 GA6
LG
(*14)
W
(*14)
W(*13)
V(*13)
W(*14)
LG(*14)
P(*4)
P(*4)

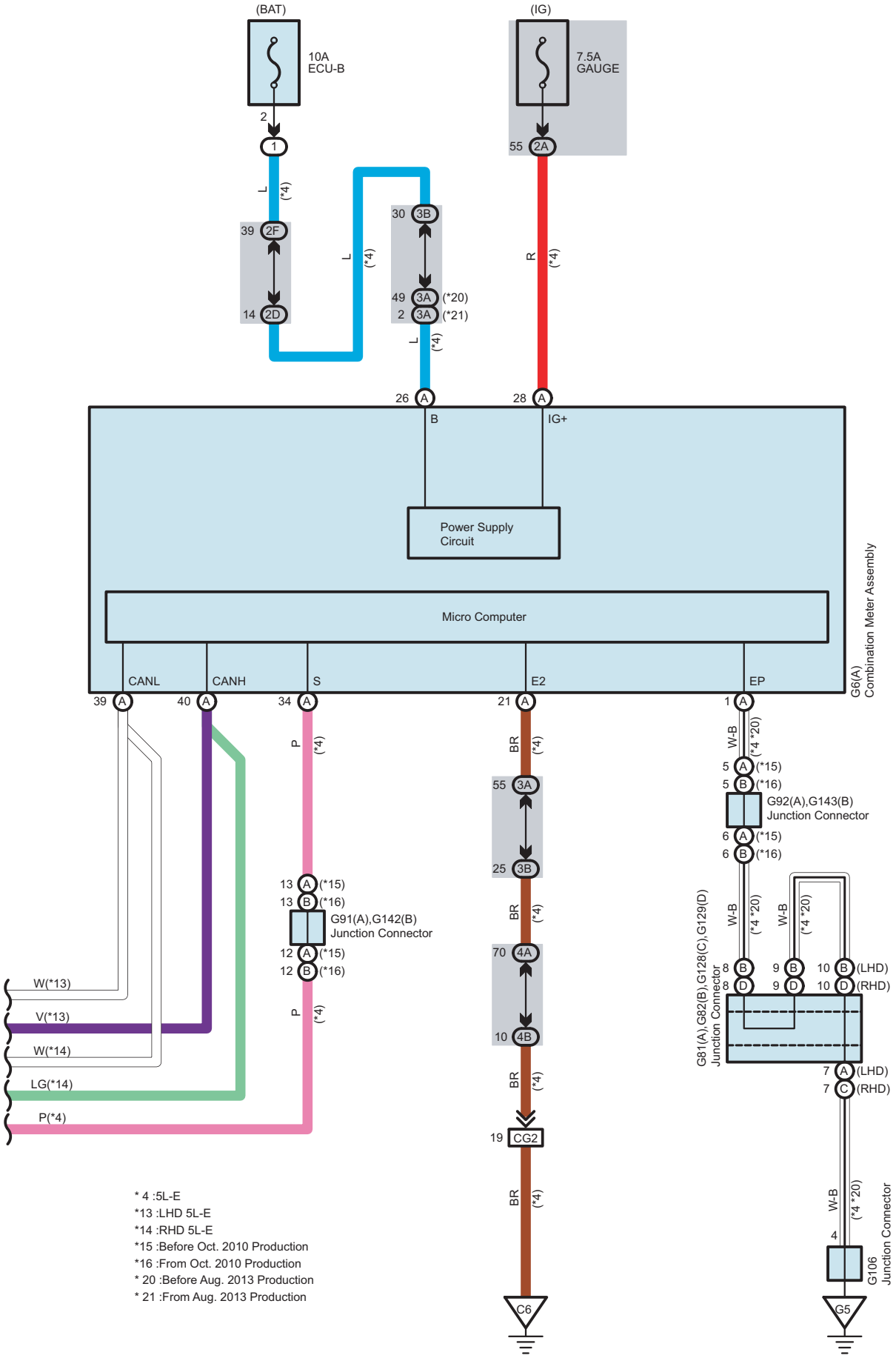
(BAT)
10A
ECU-B
(IG)
7.5A
GAUGE
2
1
55
2A
L
(*4)
39
2F
14
2D
30
3B
49
3A
(*20)
2
3A
(*21)
R
26
A
28
A
B
IG+
Power Supply
Circuit
Micro Computer
CANL
CANH
S
E2
EP
G6(A)
Combination Meter Assembly
39
40
34
21
1
P
BR
W-B
(*4 *20)
5
(*15)
5
(*16)
G92(A),G143(B)
Junction Connector
6
(*15)
6
(*16)
55
3A
25
3B
13
(*15)
13
(*16)
G91(A),G142(B)
Junction Connector
12
(*15)
12
(*16)
70
4A
10
4B
G81(A),G82(B),G128(C),G129(D)
Junction Connector
8
9
10
(LHD)
(RHD)
7
(LHD)
7
(RHD)
W(*13)
V(*13)
W(14)
LG(*14)
P(*4)
19
CG2
4
G106
Junction Connector
C6
G5
* 4 :5L-E
*13 :LHD 5L-E
*14 :RHD 5L-E
*15 :Before Oct. 2010 Production
*16 :From Oct. 2010 Production
* 20 :Before Aug. 2013 Production
* 21 :From Aug. 2013 Production

A1
Black

A2
Black



A3
Gray

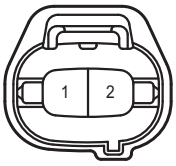

A64
White

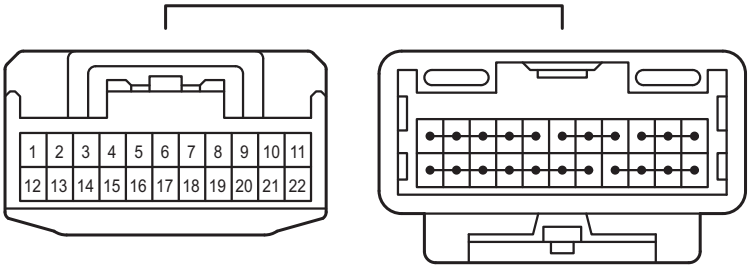

A65
White

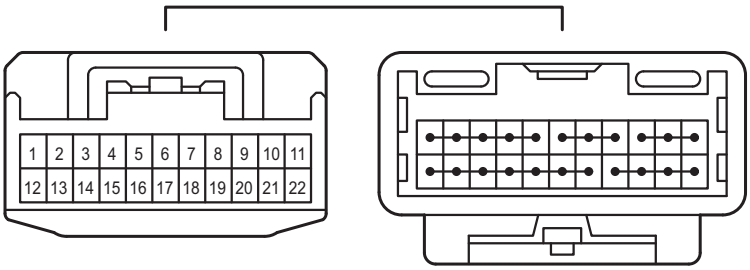

A68
Dark Gray

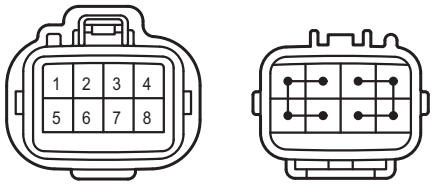

A69
White

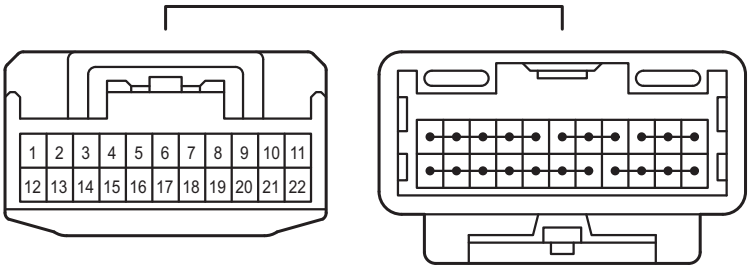

A72
White

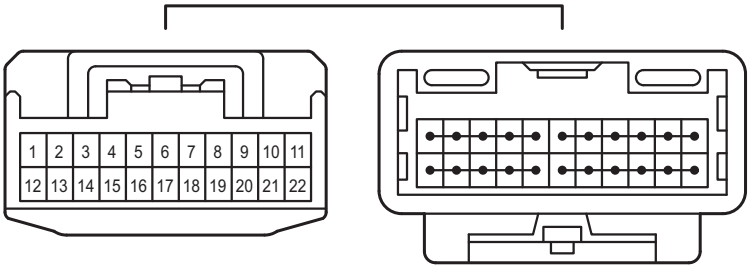

A84
Gray

A88
Gray

C14
Black

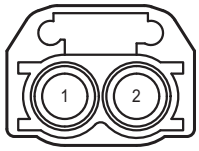

C24
Black

C34
White

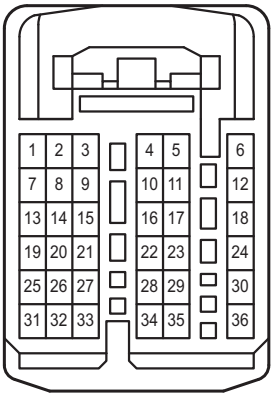

C35
White

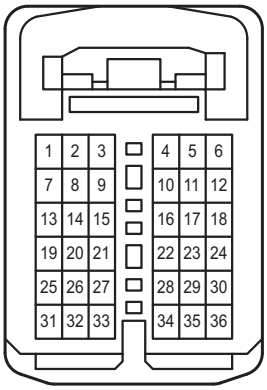

C36
White

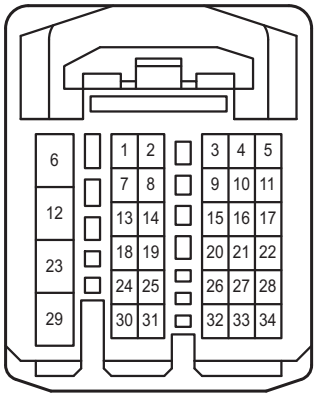

C39
Gray

C48
White

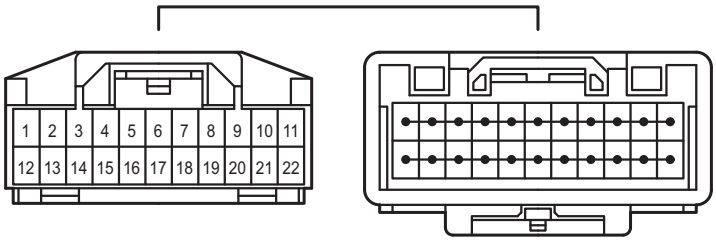

C53
Dark Gray

C61
White

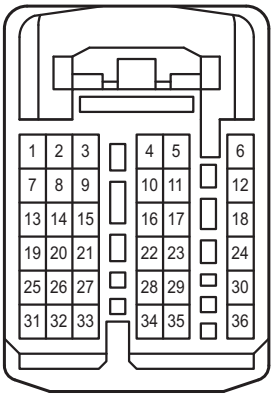

C62
White

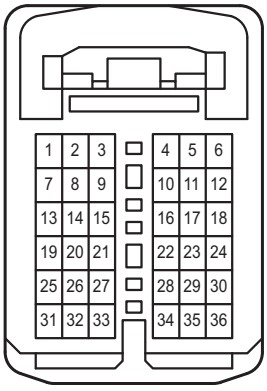

C70
Gray

C90
White

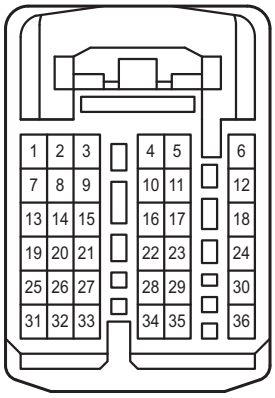

C92
White

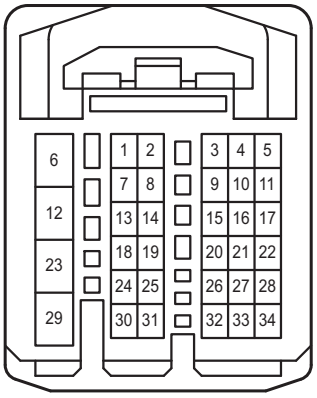

C94
Gray

C101
White

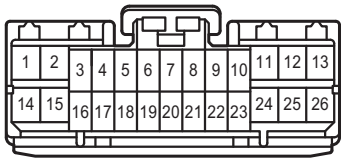

C102
White



C109
Black

C111
Black

C113
Gray

C119
Dark Gray

C136
White

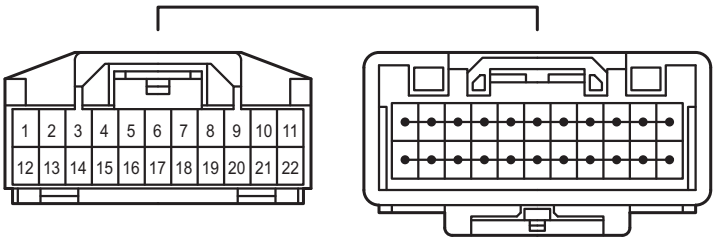

G6
Black

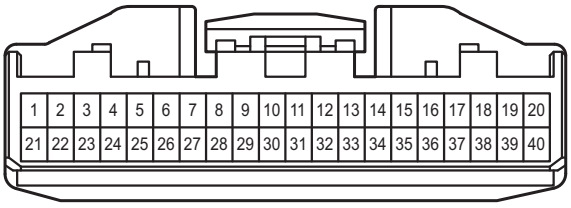

G20
Black



G22
Black

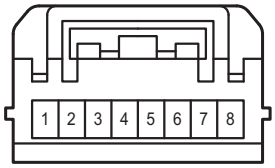

G23
Black



G24
White

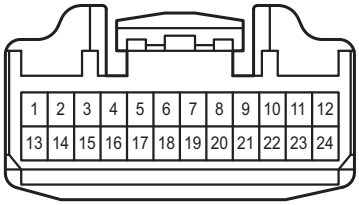

G25
White

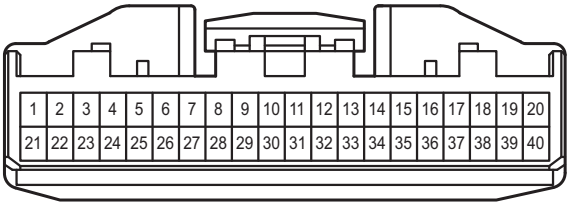

G26
Black

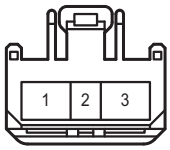

G27
Black



G28
White

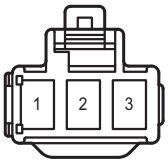

G29
White

G56
White

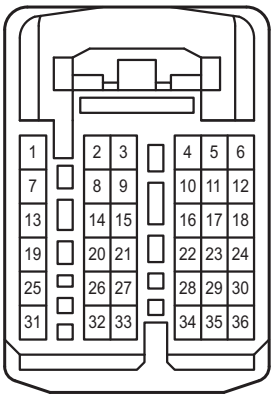

G57
White

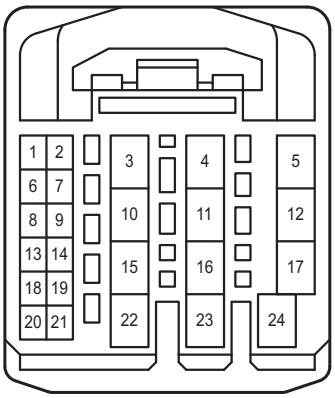

G58
White

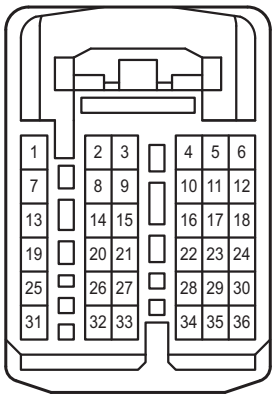

G60
White

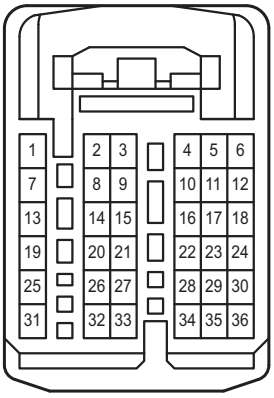

G62
White

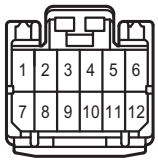

G63
White

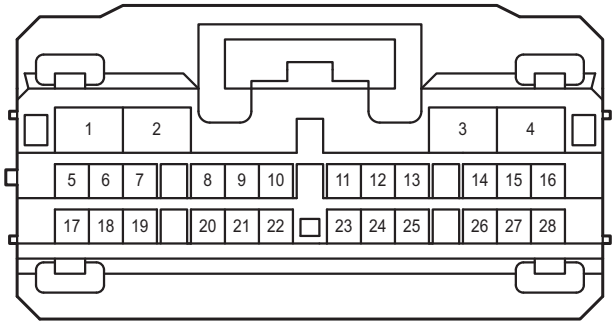

G64
White

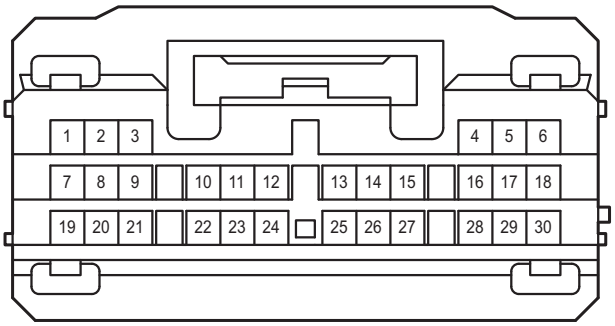

G79
White

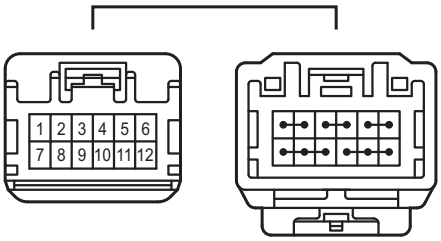

G80
White

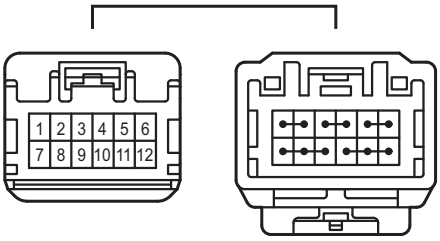

G81
White

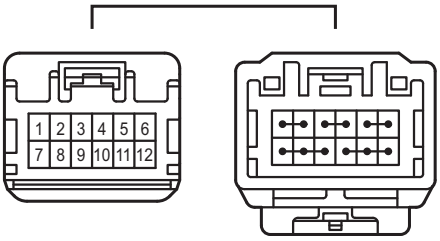

G82
White

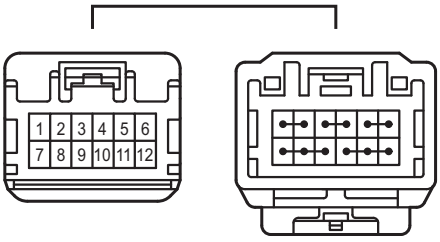

G87
Black

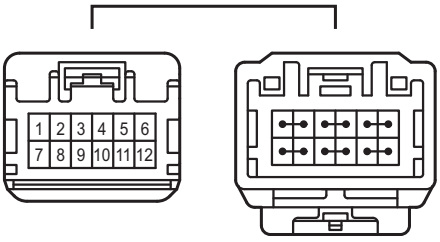

G88
Black

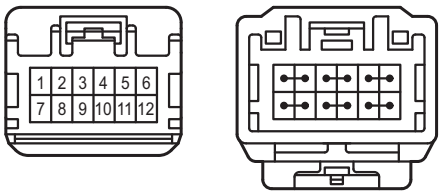

G91
Gray

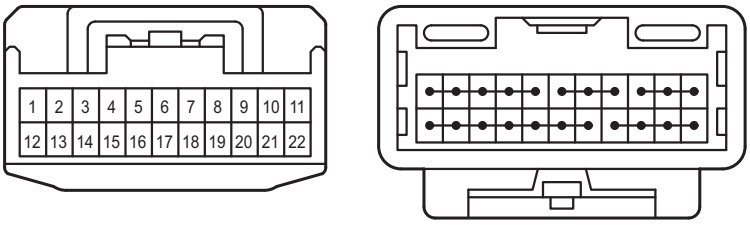

G92
White

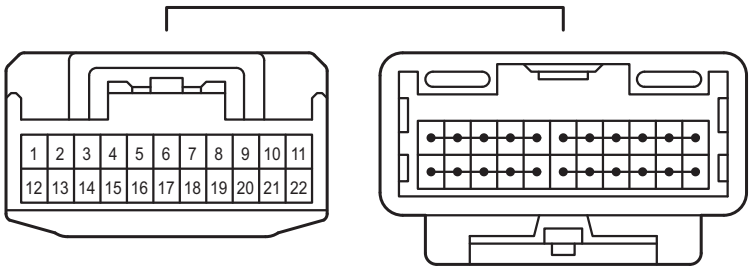

G93
Gray

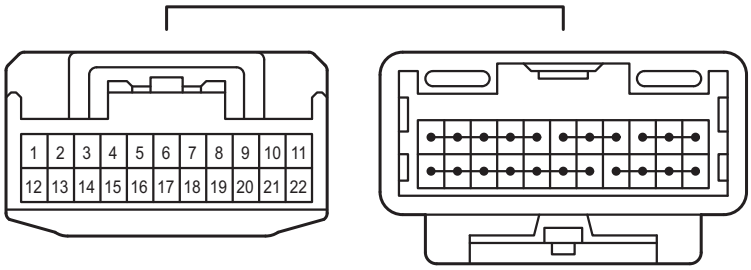

G94
White

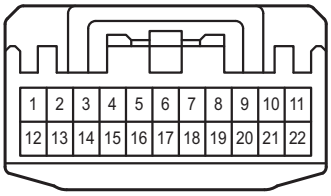

G97
White

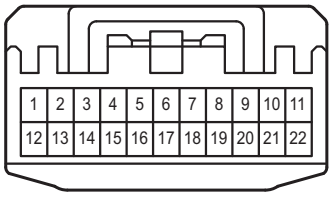

G98
White

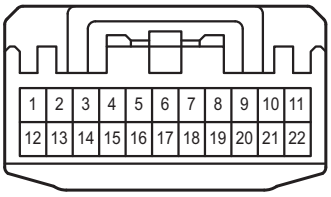

G100
Gray

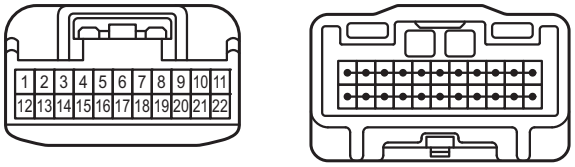

G104
White

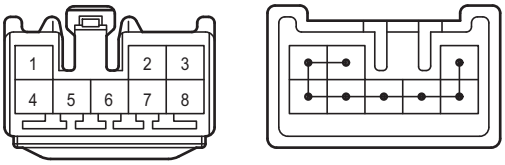

G105
White

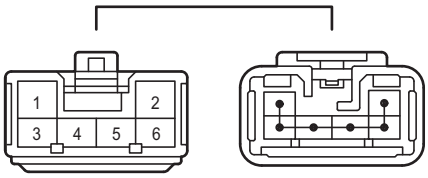

G106
White

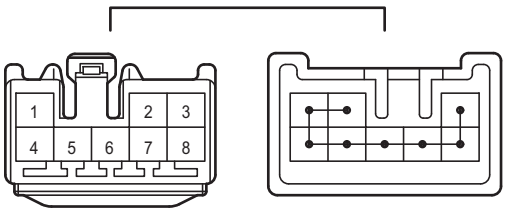

G127
Black

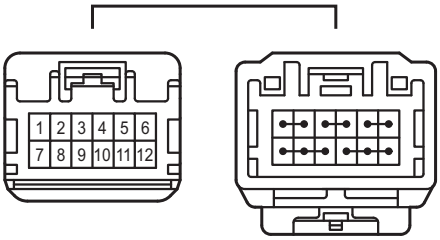

G128
Black

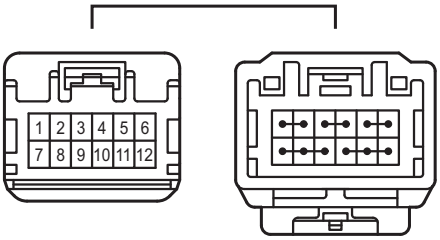

G129
Black

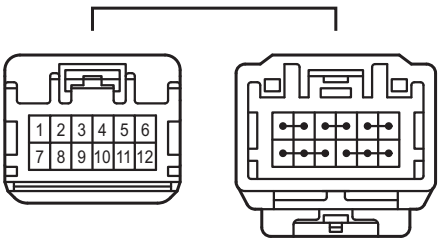

G130
White

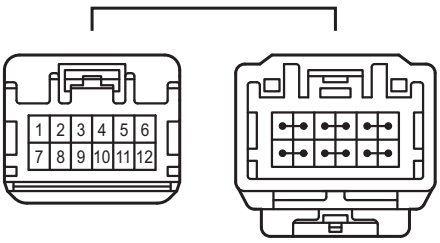

G131
White

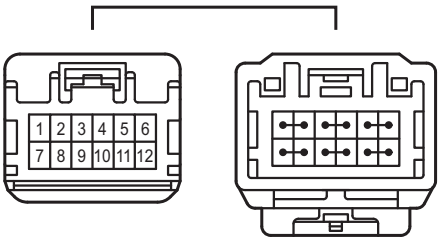

G132
Gray

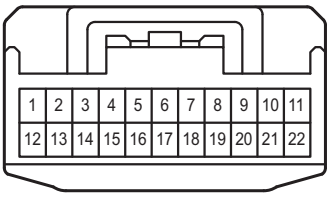

G134
Gray

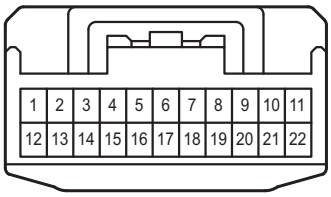

G140
Black

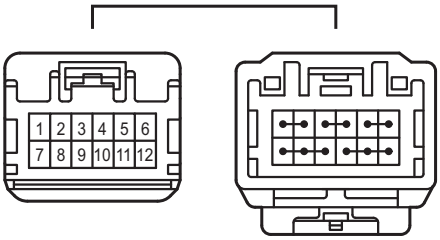

G141
Black

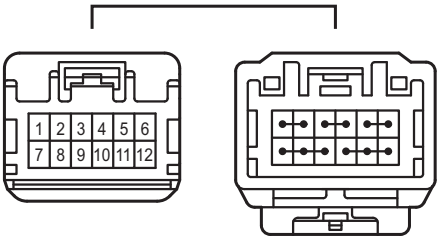

G142
White

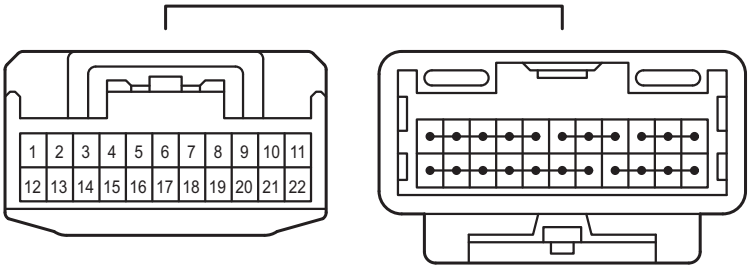

G143
Black

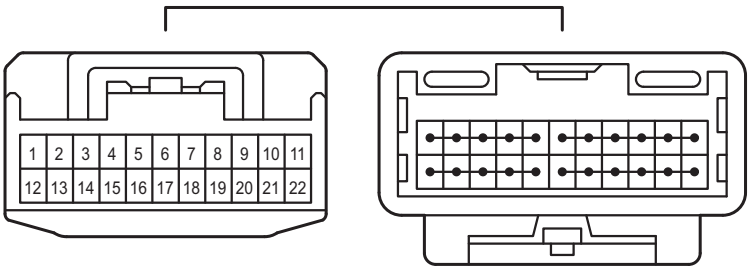

G144
White

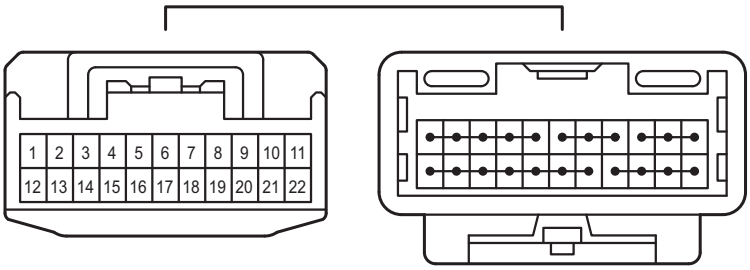

G149
Gray

G164
Black

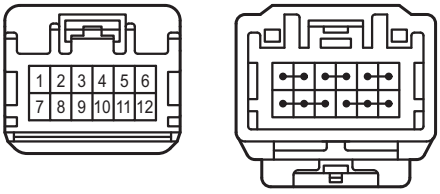

G165
Black

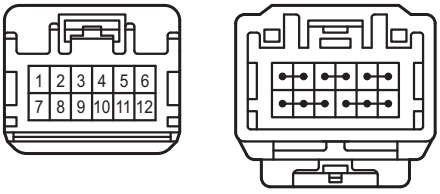

G166
Blue

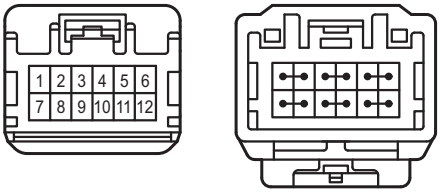

G167
Blue

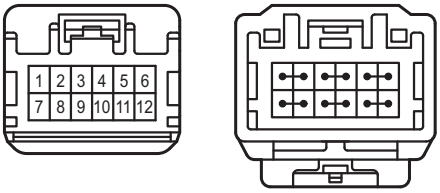

G168
Blue

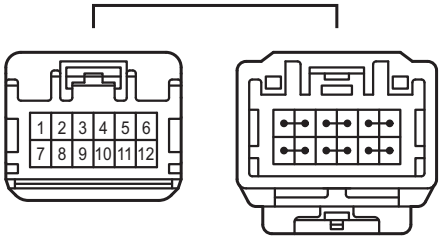

G169
Blue

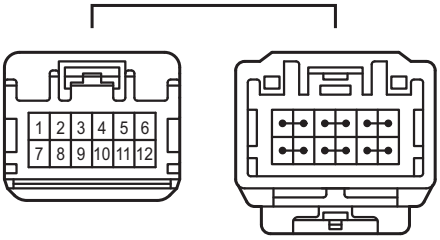

G174
Gray

H19
Blue

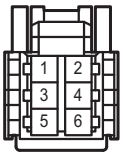

Q12
Black



Q13
White



Q14
Black



Q19
Black

T3
Black



T6
White

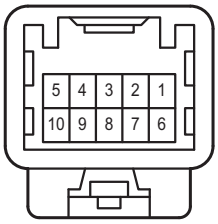

T7
Black



z1
White



2A
White

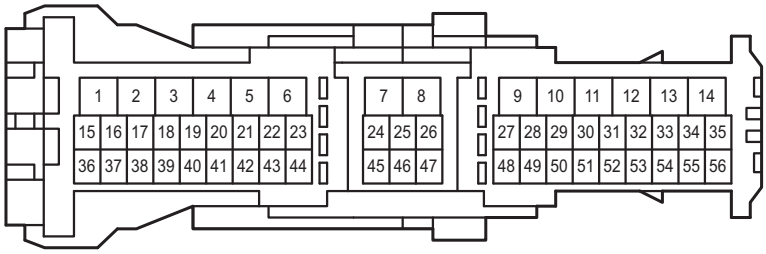

2D
White

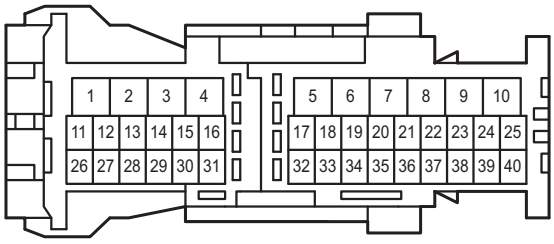

2F
White

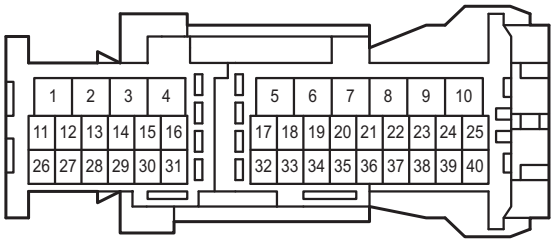

3A
White

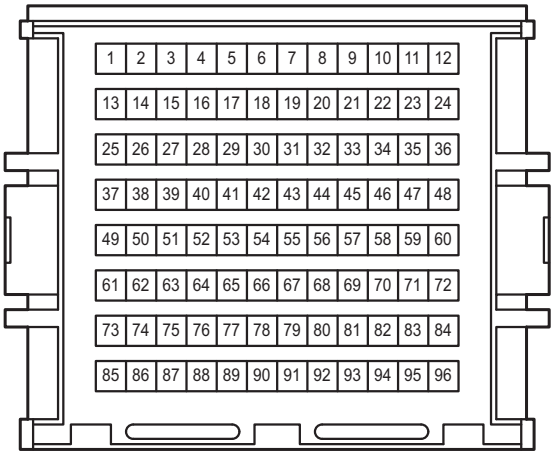

3B
White

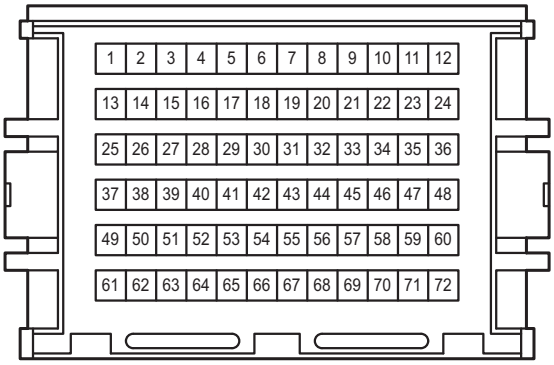

4A
White

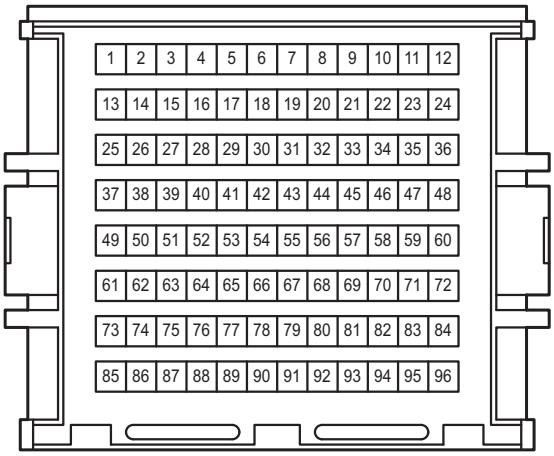

4B
White

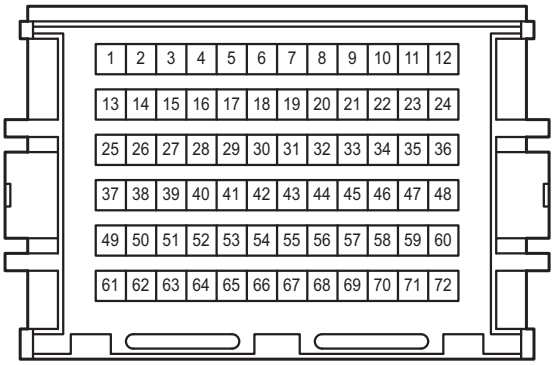

4C
White

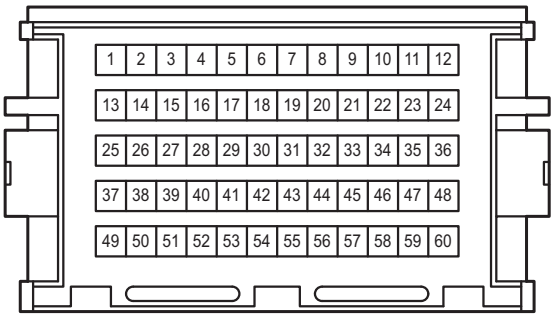

AC1
Black

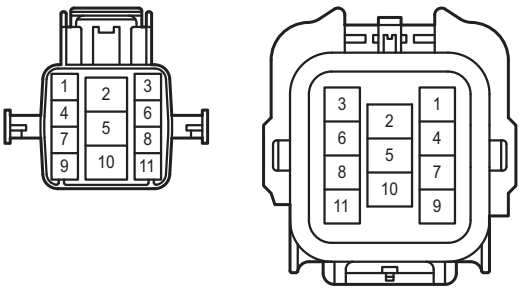

AC2
Dark Gray

AC3
Black

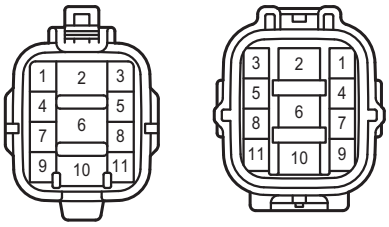

AQ1
White

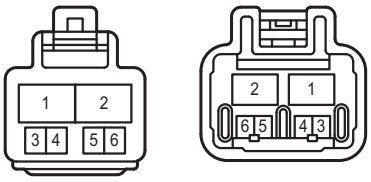

CA1
Black

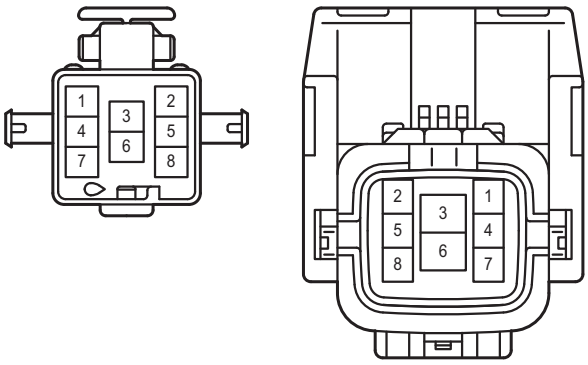

CG1
White

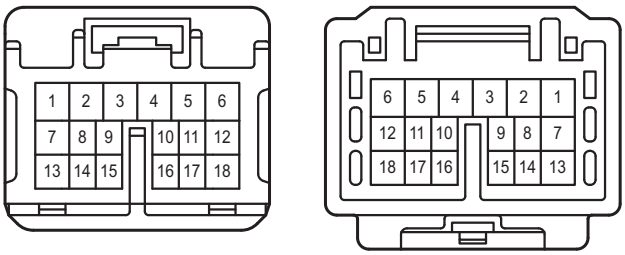

CG2
White

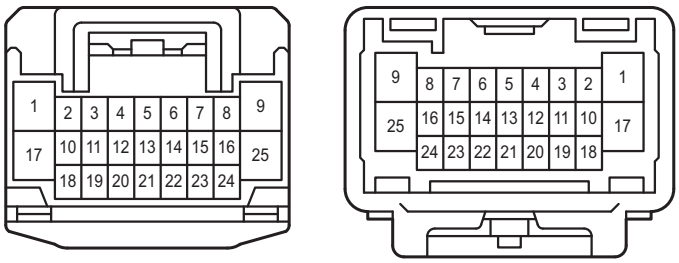

GA1
White

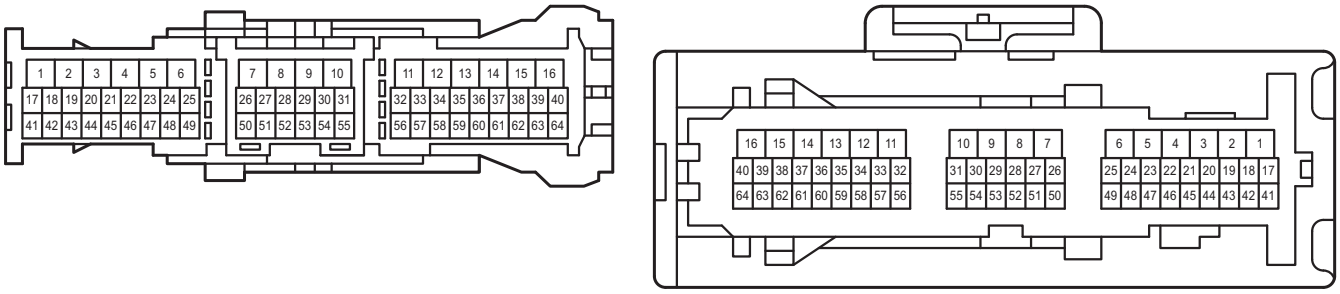

GA2
White

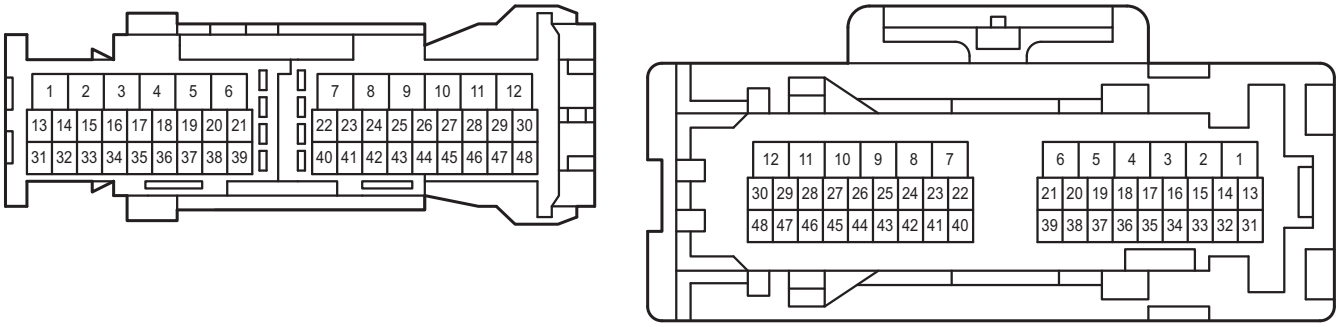

GA3
Black

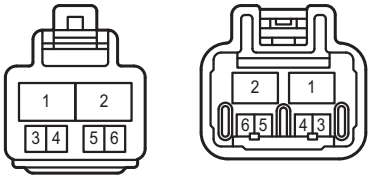

GA6
White

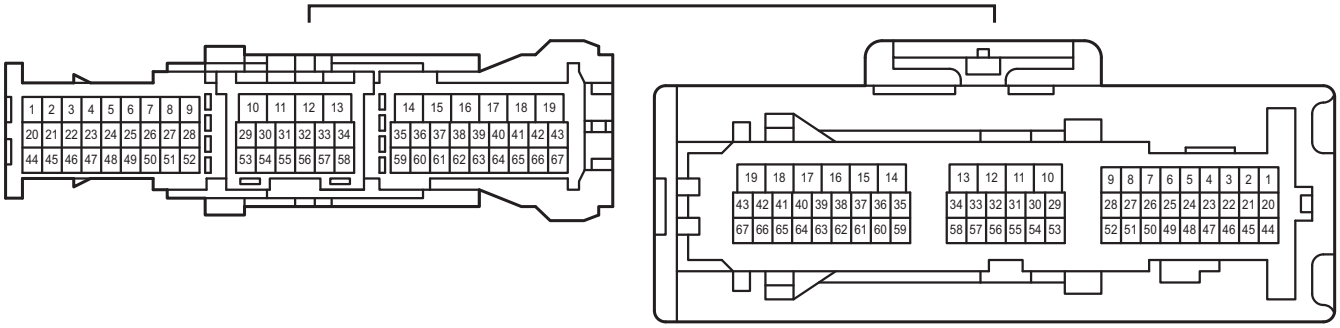

GA7
Black

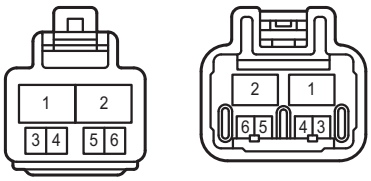

GH1
White

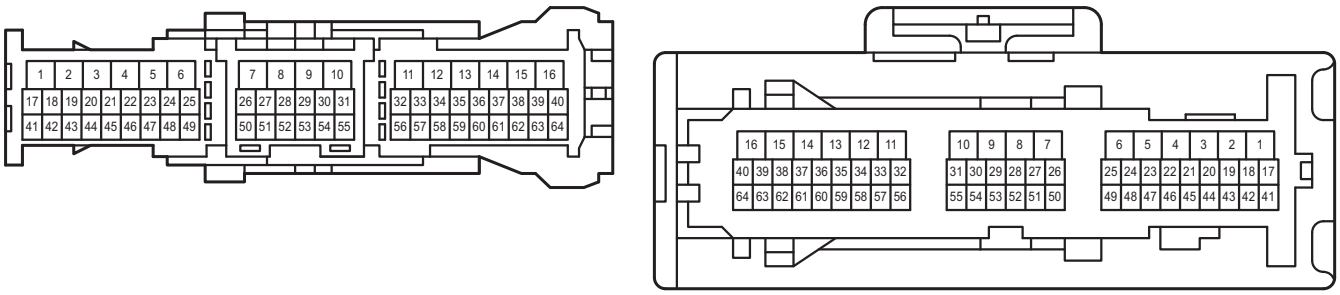

GQ1
White

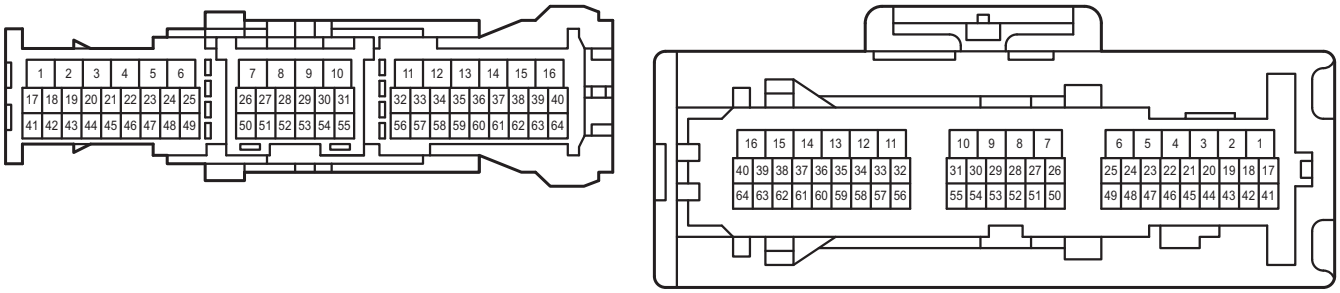

TG1
White

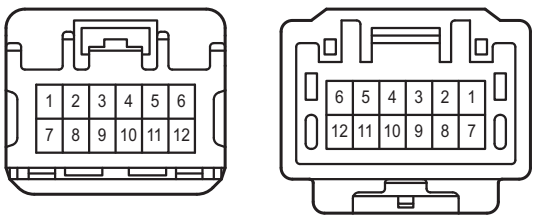

TG2
White