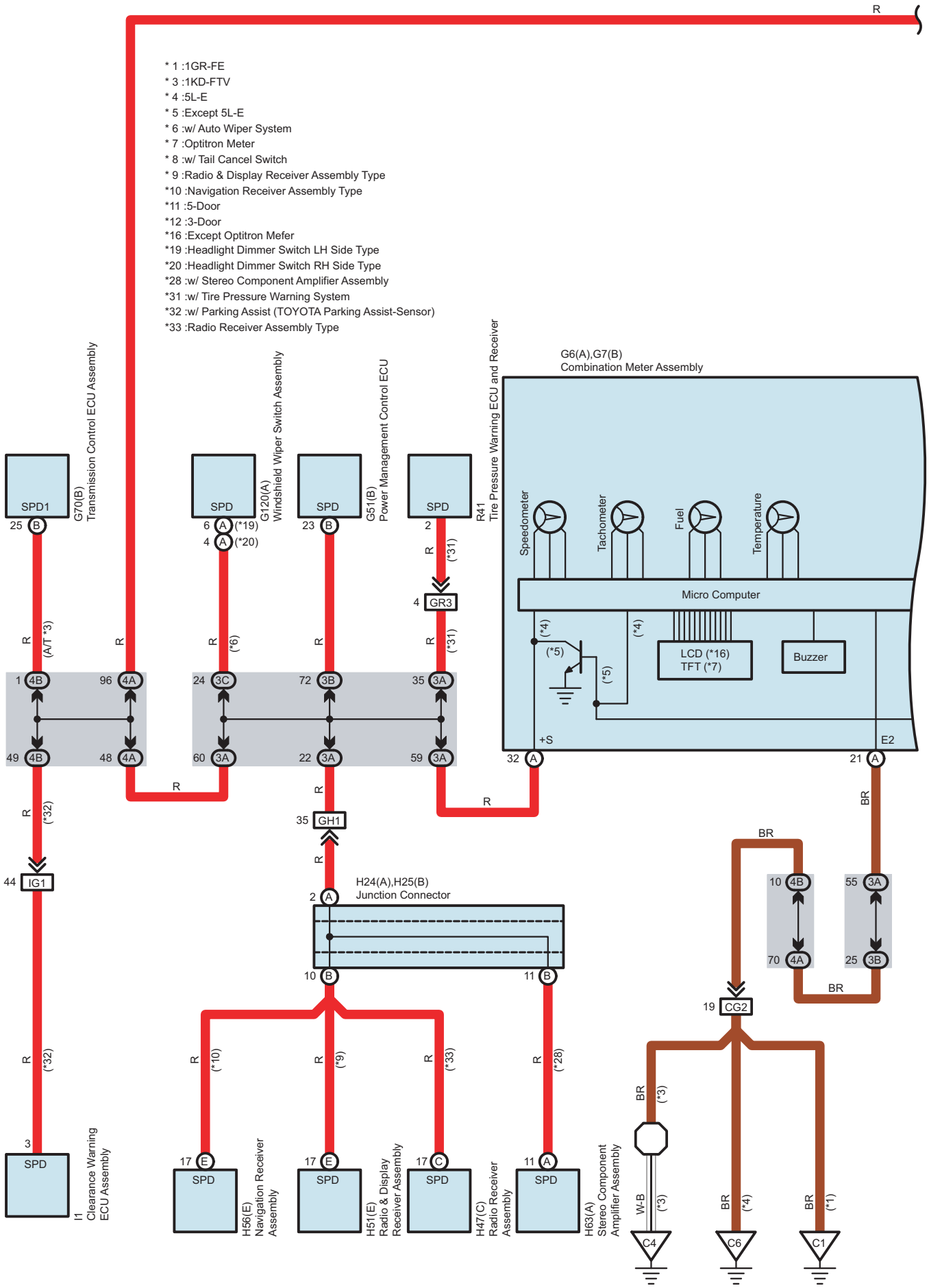
* 1 :1GR-FE
* 3 :1KD-FTV
* 4 :5L-E
* 5 :Except 5L-E
* 6 :w/ Auto Wiper System
* 7 :Optitron Meter
* 8 :w/ Tail Cancel Switch
* 9 :Radio & Display Receiver Assembly Type
*10 :Navigation Receiver Assembly Type
*11 :5-Door
*12 :3-Door
*16 :Except Optitron Mefer
*19 :Headlight Dimmer Switch LH Side Type
*20 :Headlight Dimmer Switch RH Side Type
*28 :w/ Stereo Component Amplifier Assembly
*31 :w/ Tire Pressure Warning System
*32 :w/ Parking Assist (TOYOTA Parking Assist-Sensor)
*33 :Radio Receiver Assembly Type
G70(B) Transmission Control ECU Assembly
G120(A) Windshield Wiper Switch Assembly
G51(B) Power Management Control ECU
R41 Tire Pressure Warning ECU and Receiver
G6(A),G7(B) Combination Meter Assembly
Speedometer
Tachometer
Fuel
Temperature
Micro Computer
LCD (*16) TFT (*7)
Buzzer
+S
E2
H24(A),H25(B) Junction Connector
I1 Clearance Warning ECU Assembly
H56(E) Navigation Receiver Assembly
H51(E) Radio & Display Receiver Assembly
H47(C) Radio Receiver Assembly
H63(A) Stereo Component Amplifier Assembly
SPD1
SPD
IG1
GH1
GR3
CG2
C4
C6
C1

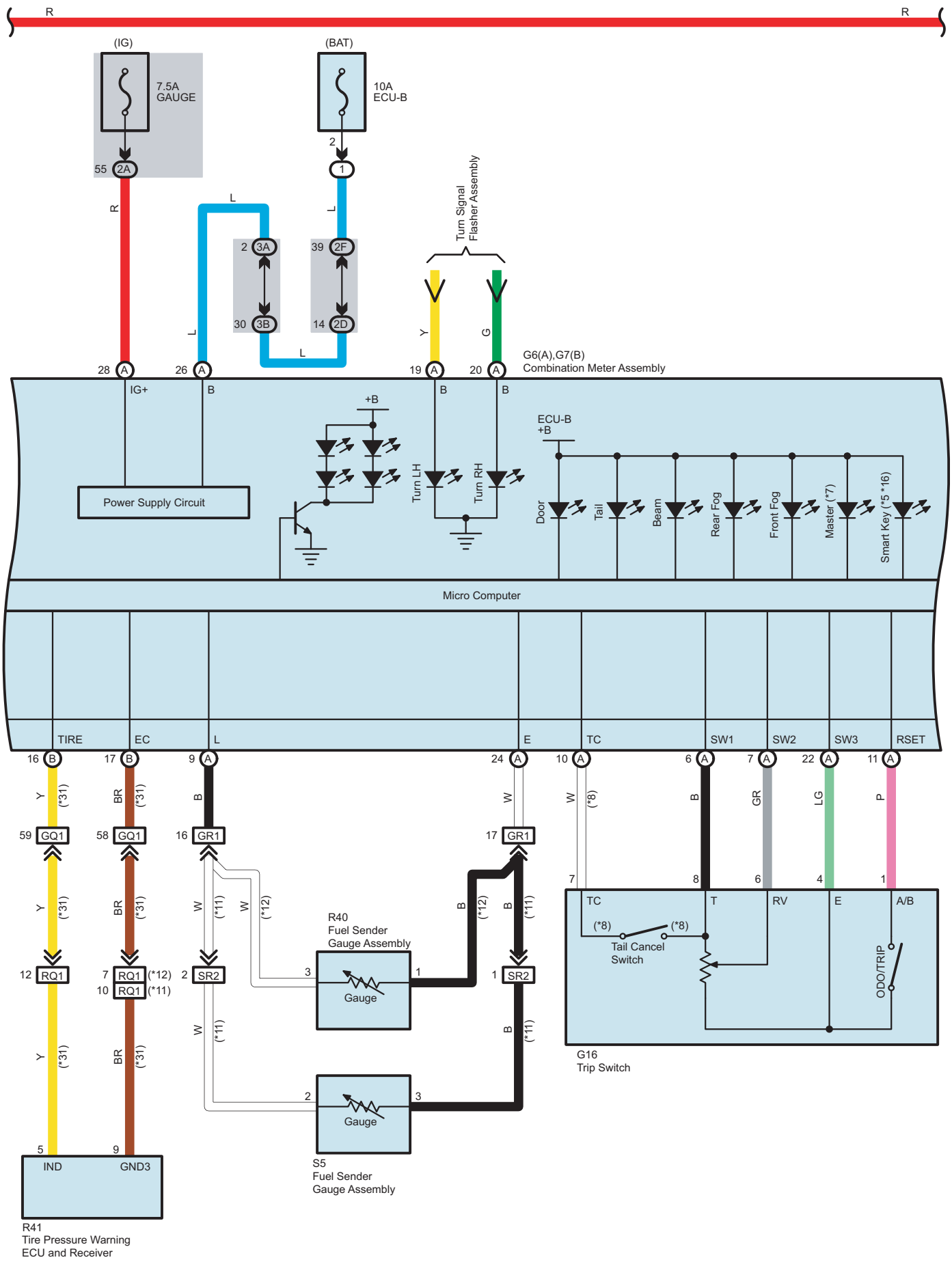
R
R
(IG)
7.5A
GAUGE
55 2A
(BAT)
10A
ECU-B
2
1
R
L
L
2 3A
30 3B
39 2F
14 2D
L
L
Turn Signal
Flasher Assembly
Y
G
28 A
26 A
19 A
20 A
G6(A),G7(B)
Combination Meter Assembly
IG+
B
+B
B
B
ECU-B
+B
Power Supply Circuit
Turn LH
Turn RH
Door
Tail
Beam
Rear Fog
Front Fog
Master (*7)
Smart Key (*5 *16)
Micro Computer
TIRE
EC
L
E
TC
SW1
SW2
SW3
RSET
16 B
17 B
9 A
24 A
10 A
6 A
7 A
22 A
11 A
Y (*31)
BR (*31)
B
W
W (*8)
B
GR
LG
P
59 GQ1
58 GQ1
16 GR1
17 GR1
7
8
6
4
1
Y (*31)
BR (*31)
W (*11)
W (*12)
B (*12)
B (*11)
TC
T
RV
E
A/B
R40
Fuel Sender
Gauge Assembly
(*8)
(*8)
Tail Cancel
Switch
12 RQ1
7 RQ1 (*12)
10 RQ1 (*11)
2 SR2
3
1
1 SR2
Gauge
ODO/TRIP
Y (*31)
BR (*31)
W (*11)
B (*11)
G16
Trip Switch
2
3
Gauge
5
9
IND
GND3
S5
Fuel Sender
Gauge Assembly
R41
Tire Pressure Warning
ECU and Receiver

* 1 :1GR-FE
* 3 :1KD-FTV
* 4 :5L-E
* 5 :Except 5L-E
* 7 :Optitron Meter
*12 :3-Door
*15 :5-Door w/ Fuel Sub Tank
*16 :Except Optitron Meter
*23 :w/o DPF
*24 :Except 1KD-FTV w/ DPF
*27 :Cold Area Spec.

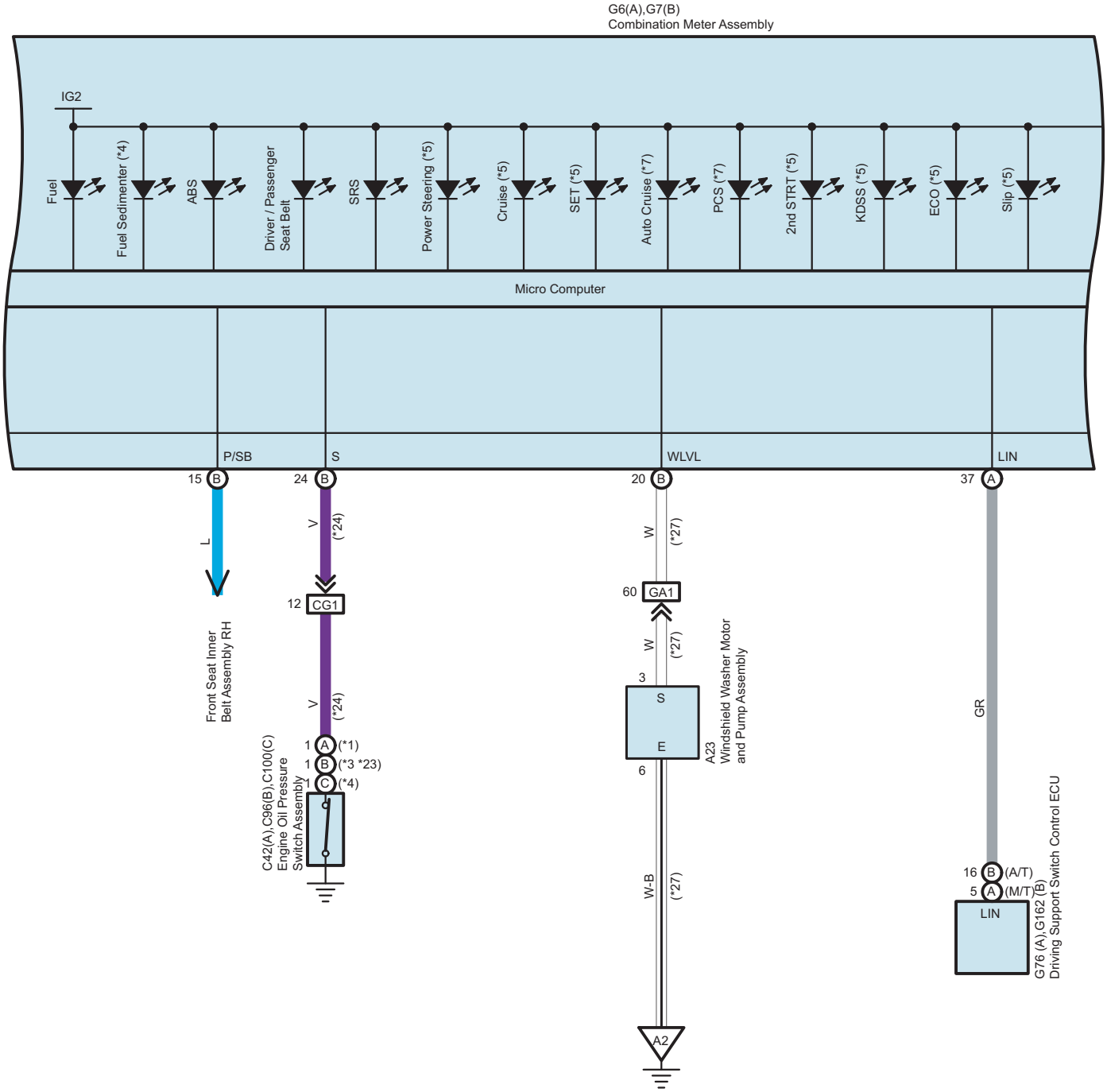

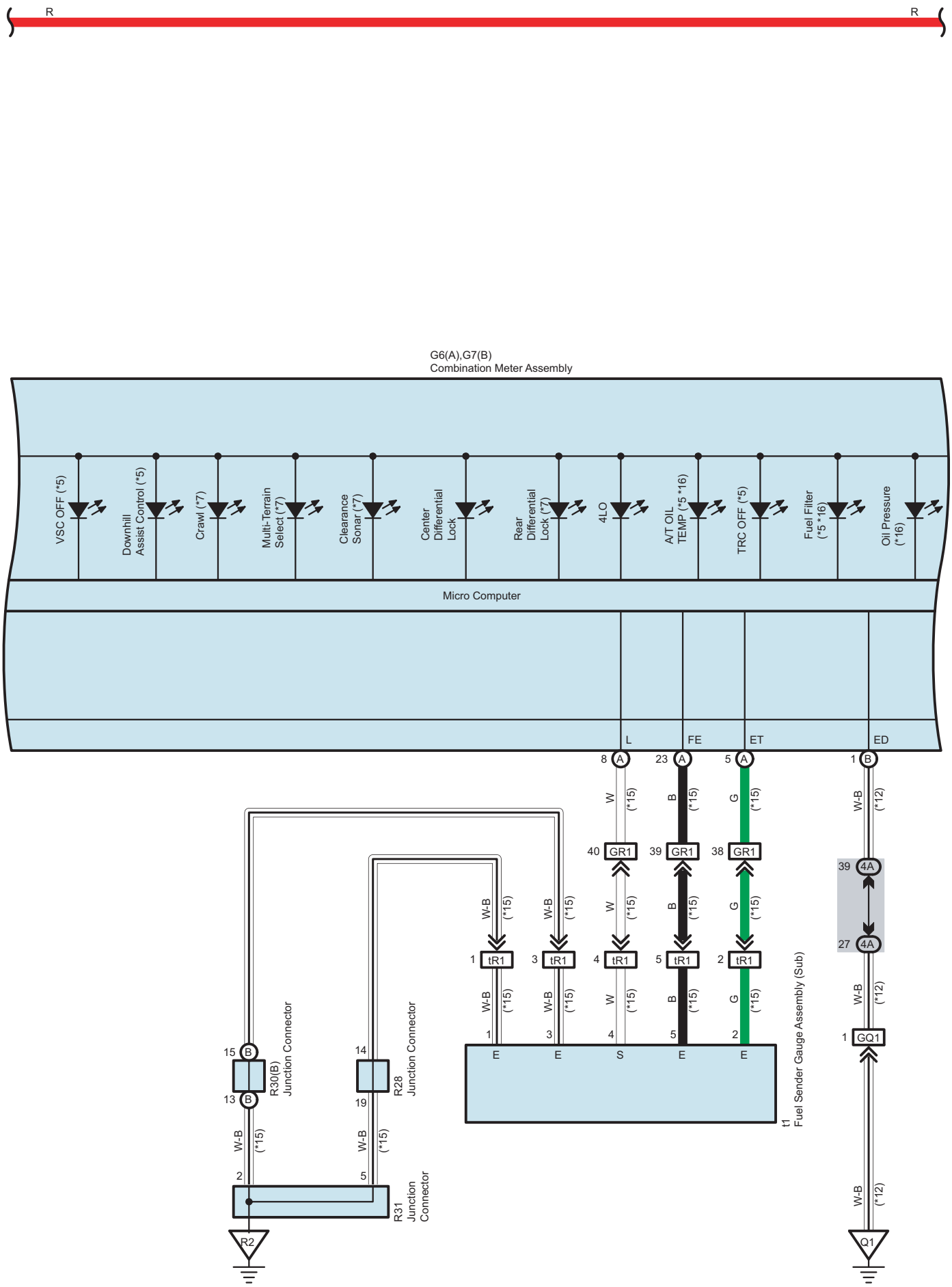
R
R
G6(A),G7(B)
Combination Meter Assembly
VSC OFF (*5)
Downhill Assist Control (*5)
Crawl (*7)
Multi-Terrain Select (*7)
Clearance Sonar (*7)
Center Differential Lock
Rear Differential Lock (*7)
4LO
A/T OIL TEMP (*5 *16)
TRC OFF (*5)
Fuel Filter (*5 *16)
Oil Pressure (*16)
Micro Computer
L
FE
ET
ED
8 A
23 A
5 A
1 B
W
B
G
W-B
(*15)
(*12)
40 GR1
39 GR1
38 GR1
39 4A
27 4A
1 tR1
3 tR1
4 tR1
5 tR1
2 tR1
1 GQ1
E
E
S
E
E
t1
Fuel Sender Gauge Assembly (Sub)
15 B
13 B
R30(B)
Junction Connector
14
19
R28
Junction Connector
2
5
R31
Junction Connector
R2
Q1

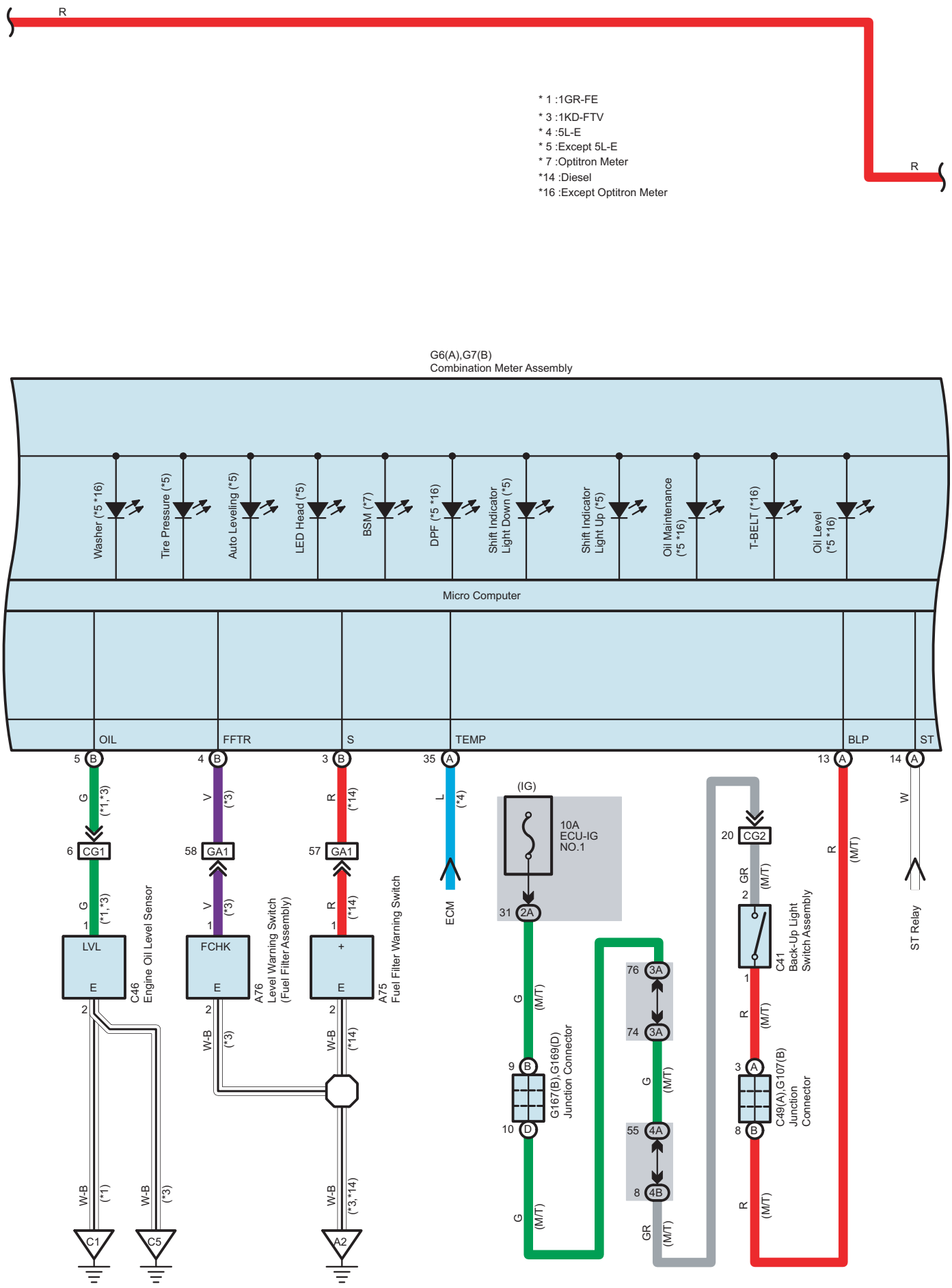
R
R
* 1 :1GR-FE
* 3 :1KD-FTV
* 4 :5L-E
* 5 :Except 5L-E
* 7 :Optitron Meter
*14 :Diesel
*16 :Except Optitron Meter
G6(A),G7(B)
Combination Meter Assembly
Washer (*5 *16)
Tire Pressure (*5)
Auto Leveling (*5)
LED Head (*5)
BSM (*7)
DPF (*5 *16)
Shift Indicator Light Down (*5)
Shift Indicator Light Up (*5)
Oil Maintenance (*5 *16)
T-BELT (*16)
Oil Level (*5 *16)
Micro Computer
OIL
FFTR
S
TEMP
BLP
ST
5 B
4 B
3 B
35 A
13 A
14 A
G (*1,*3)
V (*3)
R (*14)
L (*4)
W
6 CG1
58 GA1
57 GA1
20 CG2
G (*1,*3)
V (*3)
R (*14)
GR (M/T)
R (M/T)
1
LVL
E
C46
Engine Oil Level Sensor
FCHK
A76
Level Warning Switch
(Fuel Filter Assembly)
+
A75
Fuel Filter Warning Switch
ECM
(IG)
10A
ECU-IG
NO.1
31 2A
2
W-B (*3)
W-B (*14)
G (M/T)
9 B
10 D
G167(B),G169(D)
Junction Connector
76 3A
74 3A
55 4A
8 4B
GR (M/T)
C41
Back-Up Light
Switch Assembly
3 A
8 B
C49(A),G107(B)
Junction
Connector
ST Relay
W-B (*1)
W-B (*3)
W-B (*3,*14)
C1
C5
A2

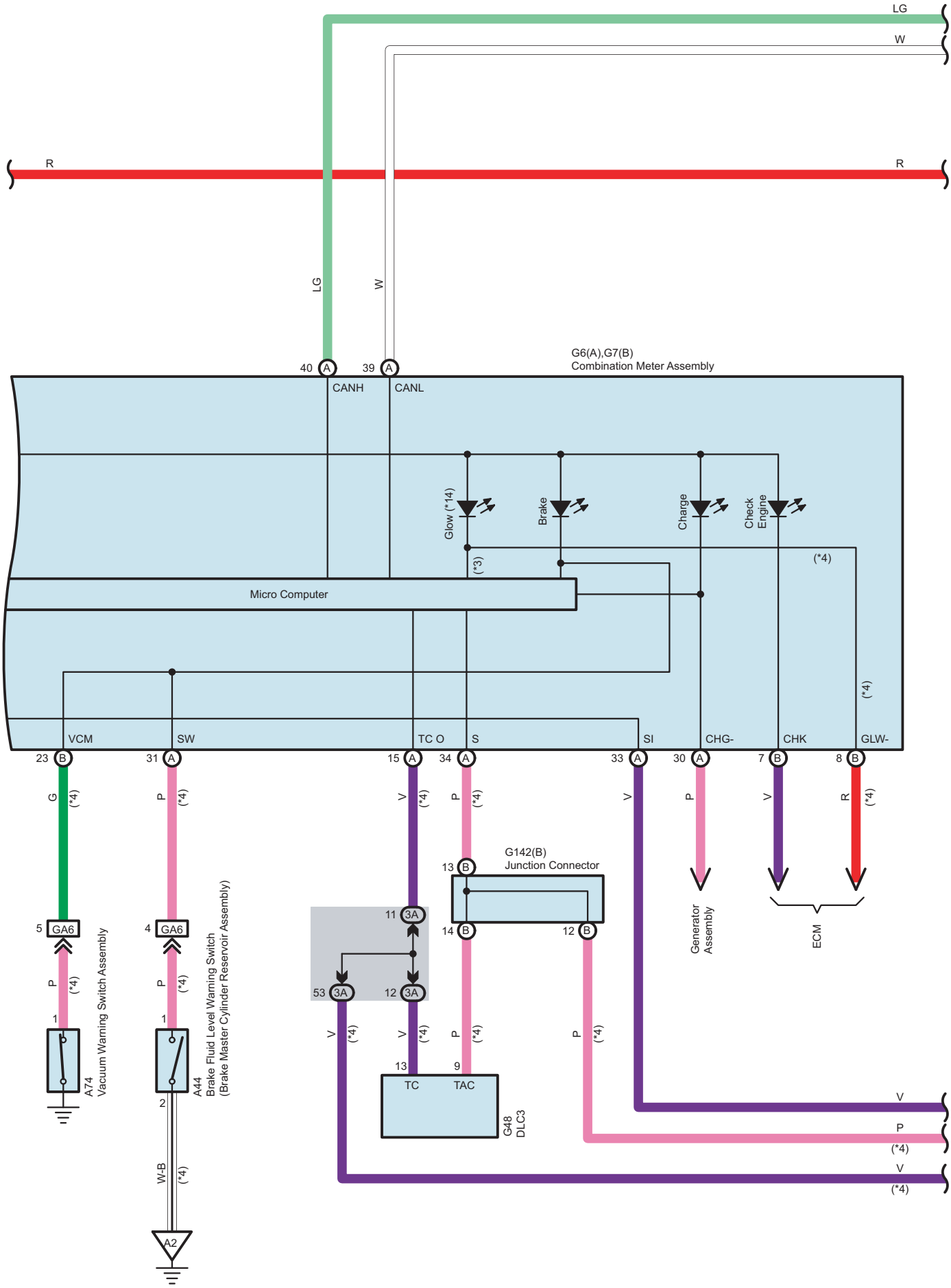
LG
W
R
R
LG
W
40 A
39 A
CANH
CANL
G6(A),G7(B)
Combination Meter Assembly
Glow (*14)
Brake
Charge
Check Engine
(*3)
(*4)
Micro Computer
(*4)
VCM
SW
TC O
S
SI
CHG-
CHK
GLW-
23 B
31 A
15 A
34 A
33 A
30 A
7 B
8 B
G
(*4)
P
(*4)
V
(*4)
P
(*4)
V
P
V
R
(*4)
G142(B)
Junction Connector
13 B
14 B
12 B
Generator Assembly
ECM
5 GA6
4 GA6
11 3A
53 3A
12 3A
P
(*4)
P
(*4)
1
1
2
A74
Vacuum Warning Switch Assembly
A44
Brake Fluid Level Warning Switch
(Brake Master Cylinder Reservoir Assembly)
V
(*4)
V
(*4)
P
(*4)
P
(*4)
13
9
TC
TAC
G48
DLC3
V
P
(*4)
V
(*4)
W-B
(*4)
A2

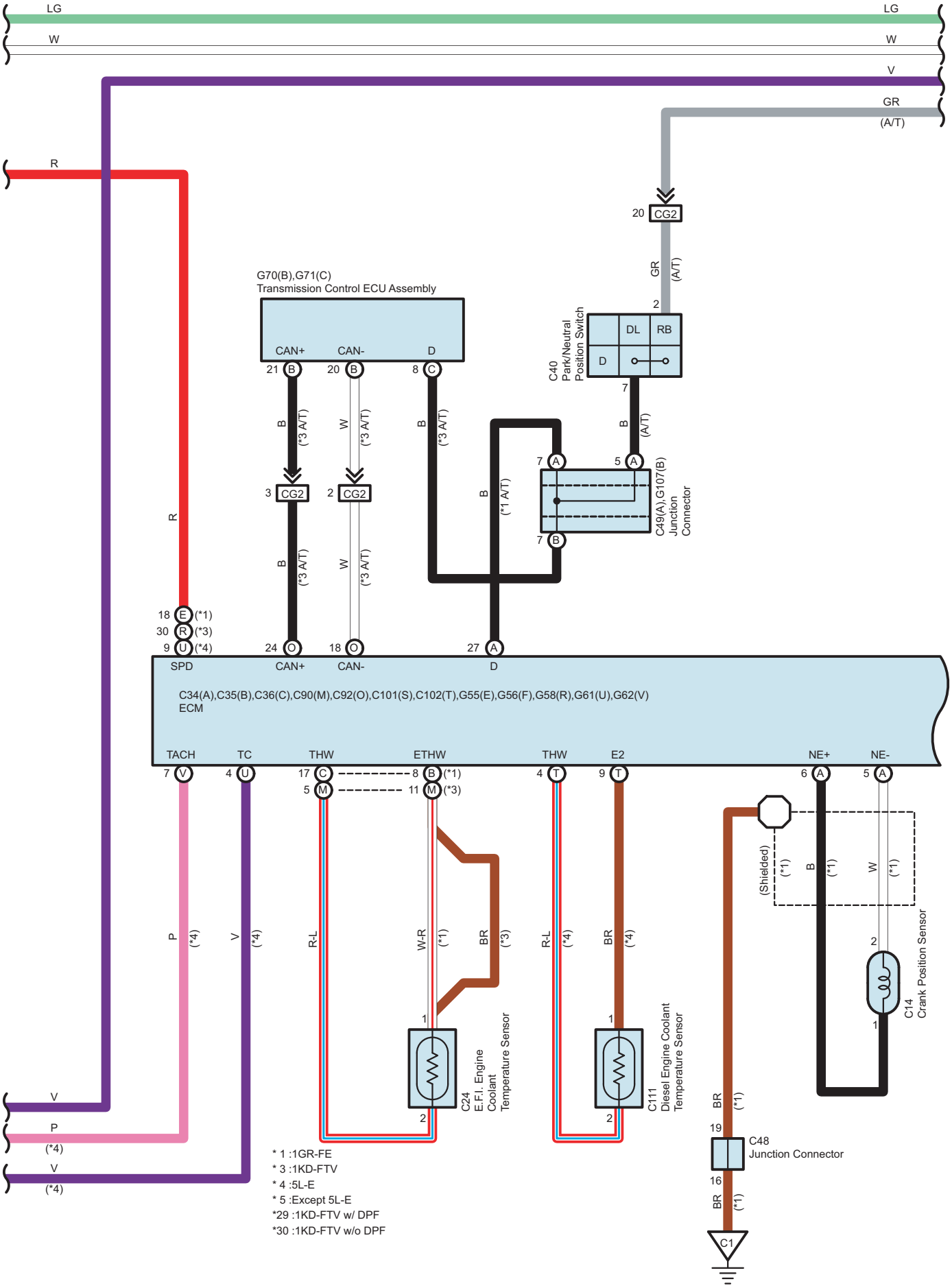
LG
W
V
GR
(A/T)
R
20 CG2
GR (A/T)
2
DL RB
D
C40
Park/Neutral
Position Switch
7
B (A/T)
G70(B),G71(C)
Transmission Control ECU Assembly
CAN+ CAN- D
21 B 20 B 8 C
B (*3 A/T)
W (*3 A/T)
B (*3 A/T)
3 CG2 2 CG2
B (*3 A/T)
W (*3 A/T)
B (*1 A/T)
7 A 5 A
7 B
C49(A),G107(B)
Junction
Connector
R
18 E (*1)
30 R (*3)
9 U (*4)
24 O 18 O 27 A
SPD CAN+ CAN- D
C34(A),C35(B),C36(C),C90(M),C92(O),C101(S),C102(T),G55(E),G56(F),G58(R),G61(U),G62(V)
ECM
TACH TC THW ETHW THW E2 NE+ NE-
7 V 4 U 17 C 8 B (*1) 4 T 9 T 6 A 5 A
5 M 11 M (*3)
P (*4)
V (*4)
R-L
W-R (*1)
BR (*3)
R-L (*4)
BR (*4)
(Shielded)
(*1)
B (*1)
W (*1)
2
1
C14
Crank Position Sensor
1
2
C24
E.F.I. Engine
Coolant
Temperature Sensor
1
2
C111
Diesel Engine Coolant
Temperature Sensor
V
P
(*4)
V
(*4)
BR (*1)
19
C48
Junction Connector
16
BR (*1)
C1
* 1 :1GR-FE
* 3 :1KD-FTV
* 4 :5L-E
* 5 :Except 5L-E
*29 :1KD-FTV w/ DPF
*30 :1KD-FTV w/o DPF

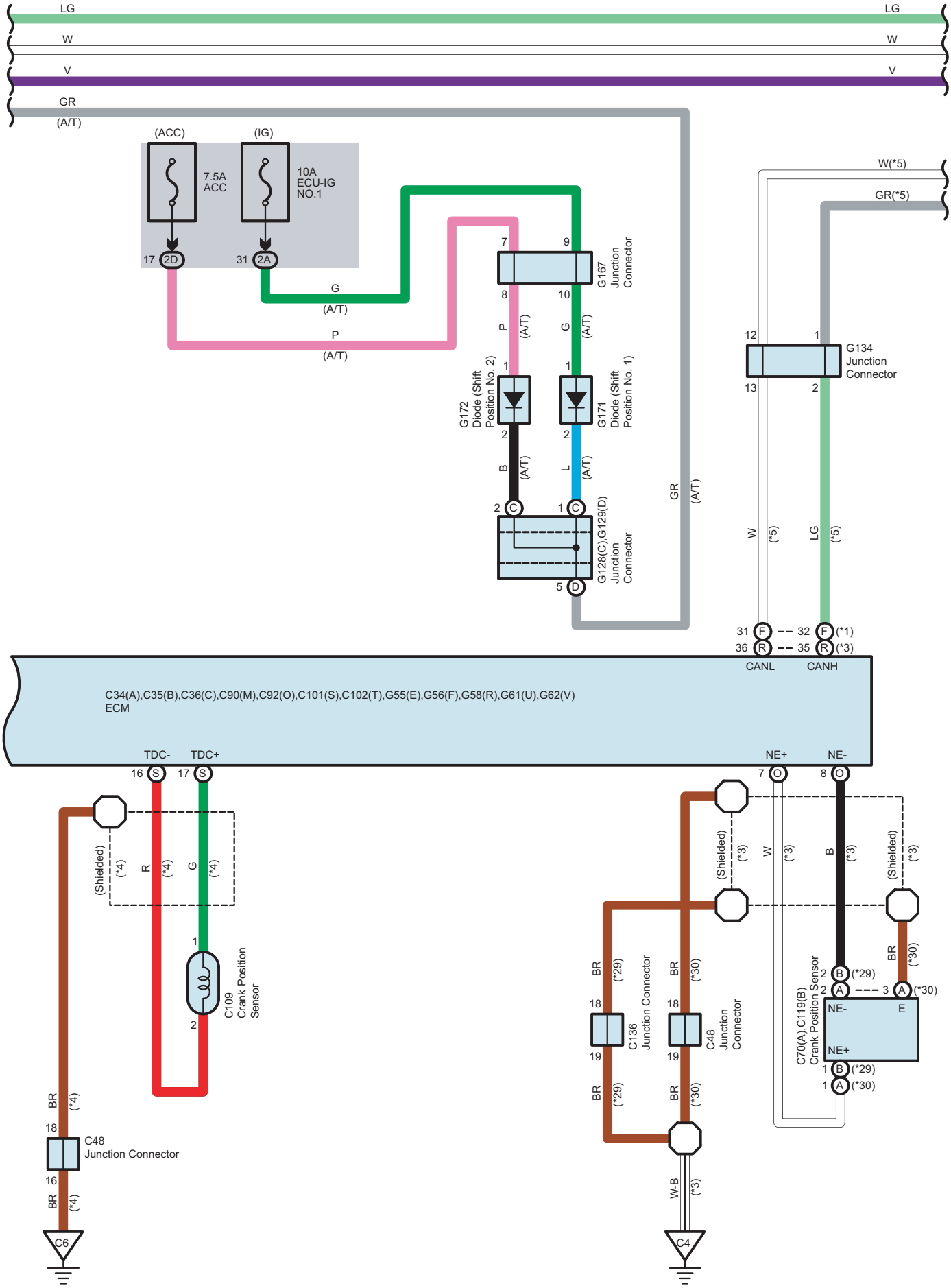
LG
W
V
GR
(A/T)
(ACC)
(IG)
7.5A
ACC
10A
ECU-IG
NO.1
17 2D
31 2A
G
(A/T)
P
(A/T)
G167
Junction
Connector
G172
Diode (Shift
Position No. 2)
G171
Diode (Shift
Position No. 1)
G128(C),G129(D)
Junction
Connector
W(*5)
GR(*5)
G134
Junction
Connector
CANL
CANH
C34(A),C35(B),C36(C),C90(M),C92(O),C101(S),C102(T),G55(E),G56(F),G58(R),G61(U),G62(V)
ECM
TDC-
TDC+
NE+
NE-
(Shielded)
C109
Crank Position
Sensor
C48
Junction Connector
C136
Junction Connector
C70(A),C119(B)
Crank Position Sensor
C6
C4

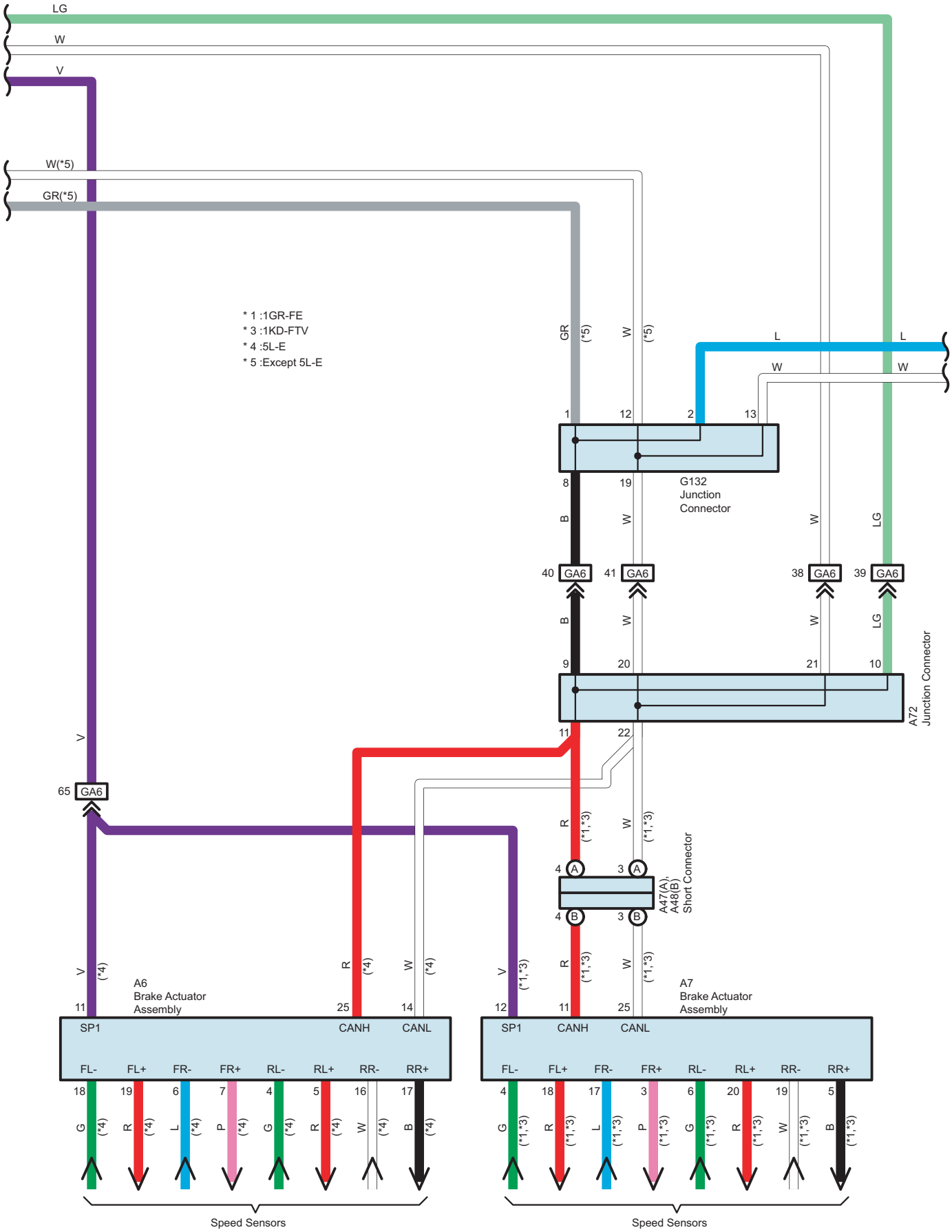
LG
W
V
W(*5)
GR(*5)
* 1 :1GR-FE
* 3 :1KD-FTV
* 4 :5L-E
* 5 :Except 5L-E
GR
(*5)
W
(*5)
L
L
W
W
1
12
2
13
8
19
G132
Junction
Connector
B
W
W
LG
40
GA6
41
GA6
38
GA6
39
GA6
B
W
W
LG
9
20
21
10
A72
Junction Connector
11
22
V
65
GA6
R
(*1,*3)
W
(*1,*3)
4
A
3
A
A47(A),
A48(B)
Short Connector
4
B
3
B
V
(*4)
R
(*4)
W
(*4)
V
(*1,*3)
R
(*1,*3)
W
(*1,*3)
A6
Brake Actuator
Assembly
A7
Brake Actuator
Assembly
11
25
14
12
11
25
SP1
CANH
CANL
SP1
CANH
CANL
FL-
FL+
FR-
FR+
RL-
RL+
RR-
RR+
FL-
FL+
FR-
FR+
RL-
RL+
RR-
RR+
18
19
6
7
4
5
16
17
4
18
17
3
6
20
19
5
G
R
L
P
G
R
W
B
G
R
L
P
G
R
W
B
(*4)
(*1,*3)
Speed Sensors
Speed Sensors

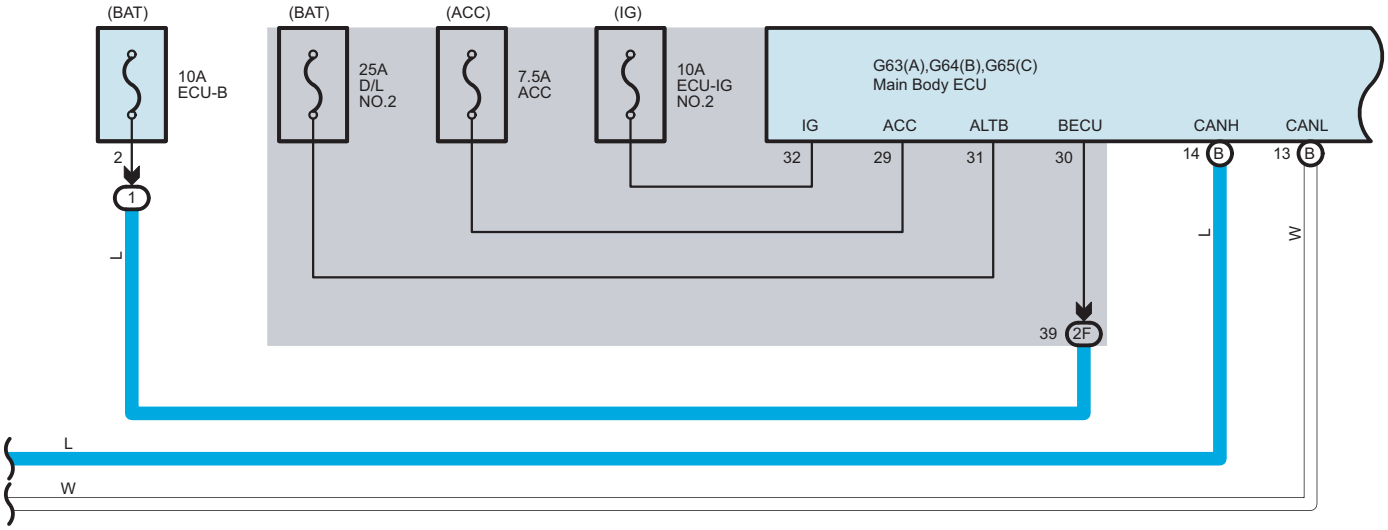
(BAT)
10A
ECU-B
2
1
L
(BAT)
25A
D/L
NO.2
(ACC)
7.5A
ACC
(IG)
10A
ECU-IG
NO.2
G63(A),G64(B),G65(C)
Main Body ECU
IG
ACC
ALTB
BECU
CANH
CANL
32
29
31
30
14
B
13
B
39
2F
L
W
L
W

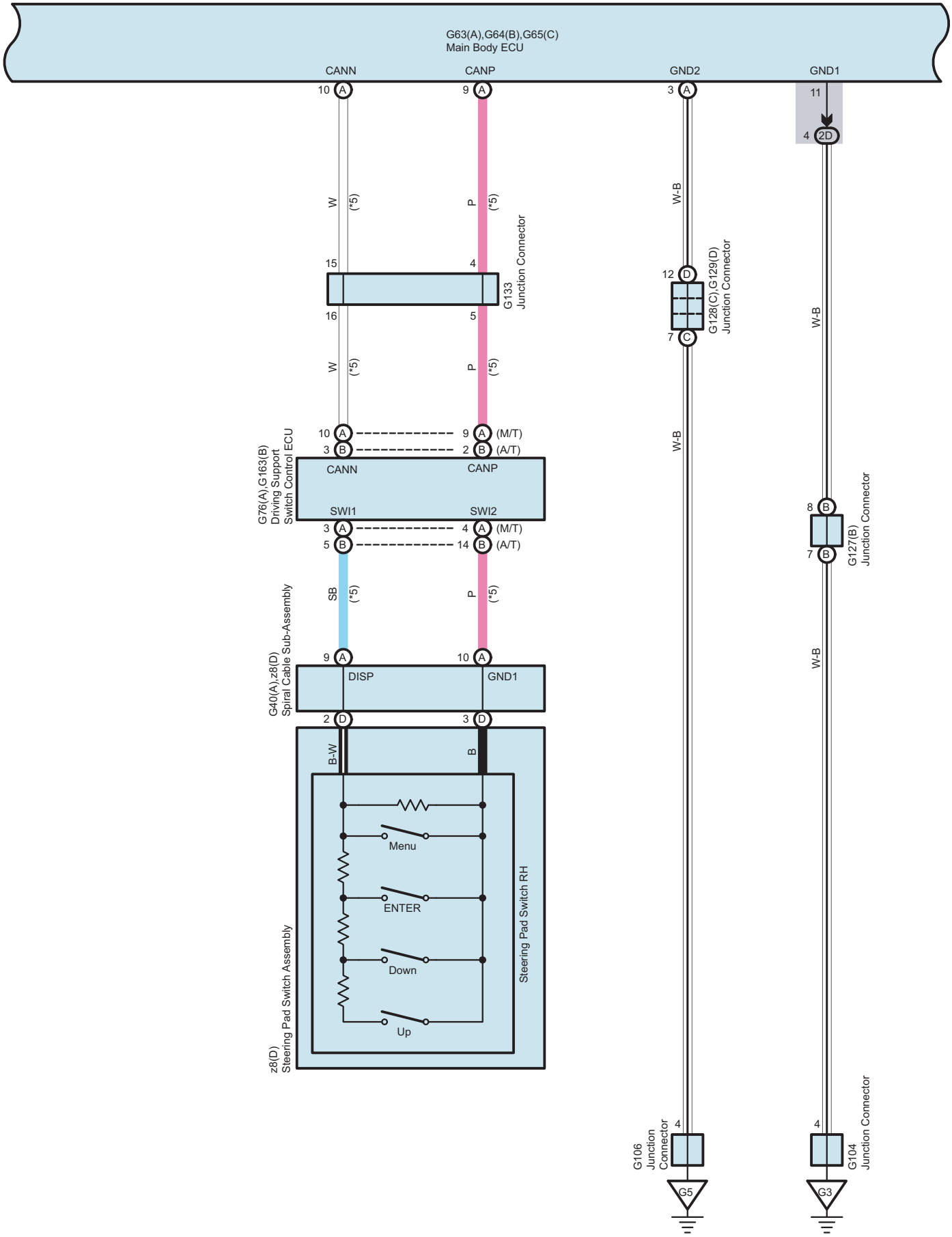
G63(A),G64(B),G65(C)
Main Body ECU
CANN
CANP
GND2
GND1
10 A
9 A
3 A
11
4 2D
W
(*5)
P
(*5)
W-B
15
4
G133
Junction Connector
16
5
12 D
7 C
G128(C),G129(D)
Junction Connector
W
(*5)
P
(*5)
W-B
W-B
10 A
3 B
9 A (M/T)
2 B (A/T)
G76(A),G163(B)
Driving Support
Switch Control ECU
CANN
CANP
SWI1
SWI2
3 A
5 B
4 A (M/T)
14 B (A/T)
8 B
7 B
G127(B)
Junction Connector
SB
(*5)
P
(*5)
W-B
G40(A),z8(D)
Spiral Cable Sub-Assembly
9 A
10 A
DISP
GND1
2 D
3 D
B-W
B
Menu
ENTER
Down
Up
Steering Pad Switch RH
z8(D)
Steering Pad Switch Assembly
G106
Junction
Connector
4
G5
4
G104
Junction Connector
G3

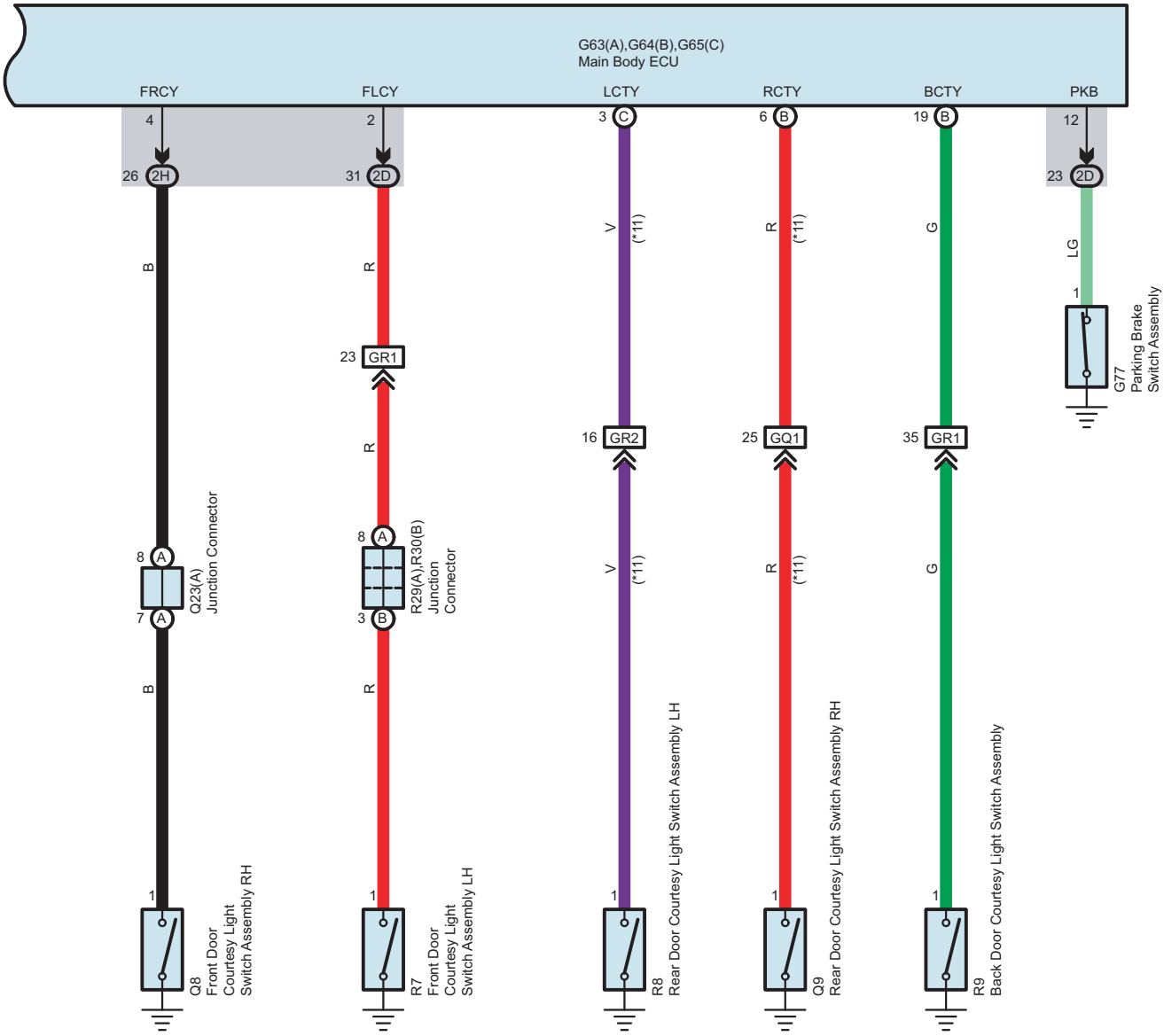

* 5 :Except 5L-E
*11 :5-Door

A6
Black

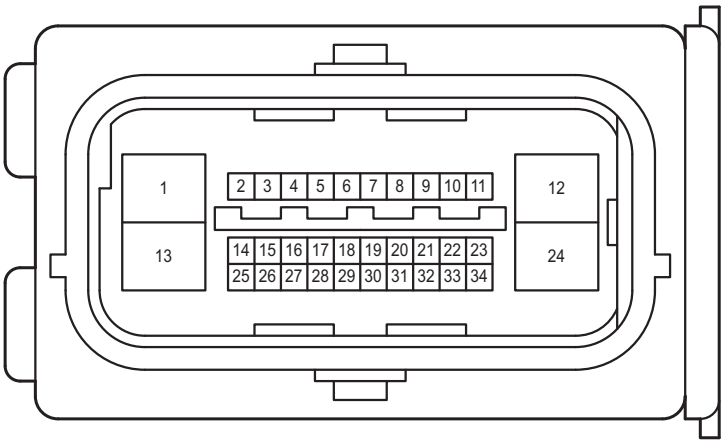

A7
Black

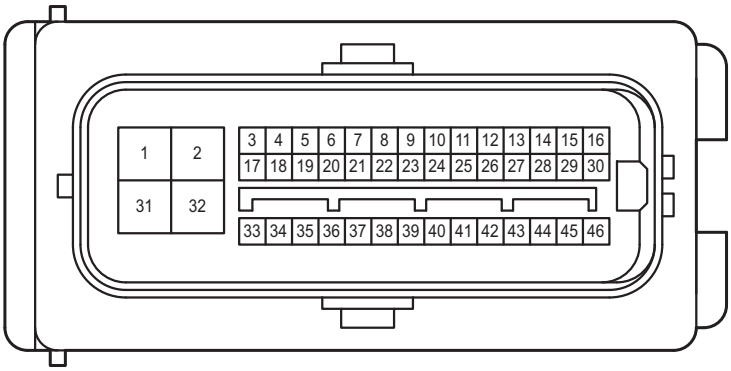

A23
Dark Gray

A44
Gray

A47
Gray

A48
Gray

A72
White

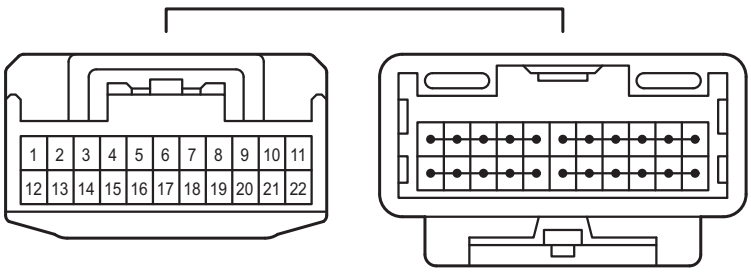

A74
Gray

A75
Gray

A76
Black

C14
Black



C24
Black

C34
White

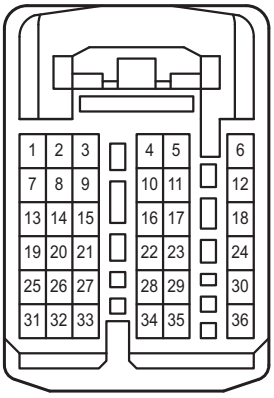

C35
White

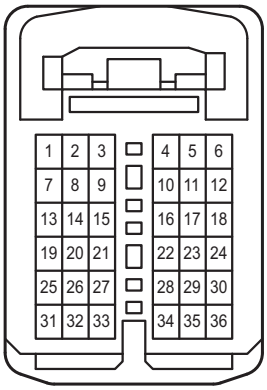

C36
White

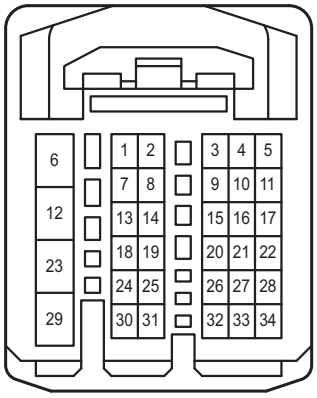

C40
Gray

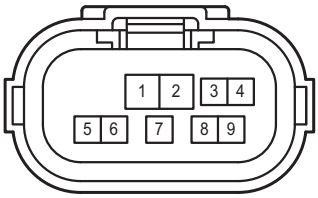

C41
Gray

C42
Gray

C46
Gray

C48
White

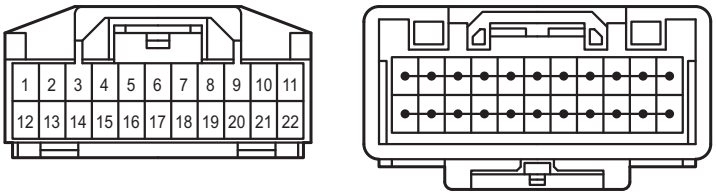

C49
Blue

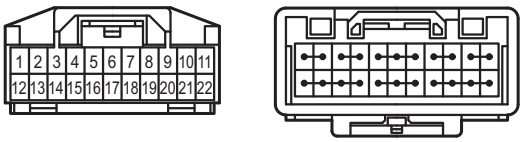

C70
Gray

C90
White

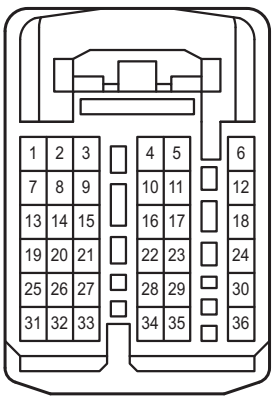

C92
White

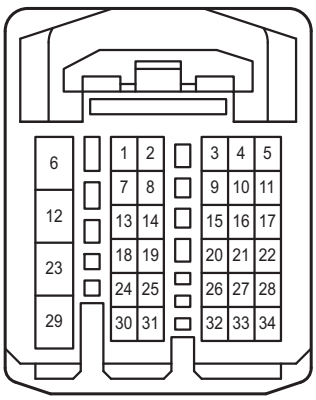

C96
Black

C100
Black

C101
White

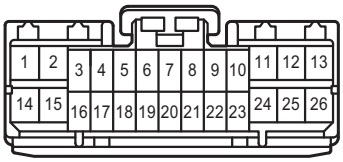

C102
White



C109
Black

C111
Black

C119
Dark Gray

C136
White

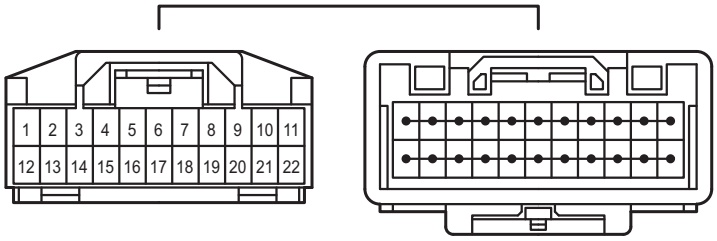

G6
Black

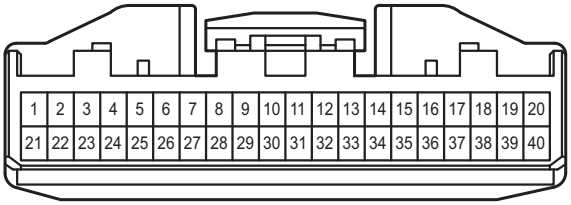

G7
Black

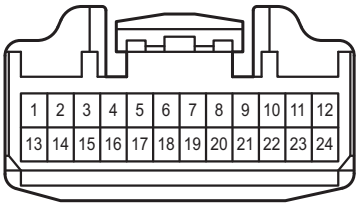

G16
White

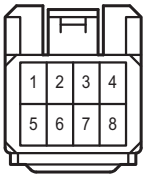

G40
Black

G48
White

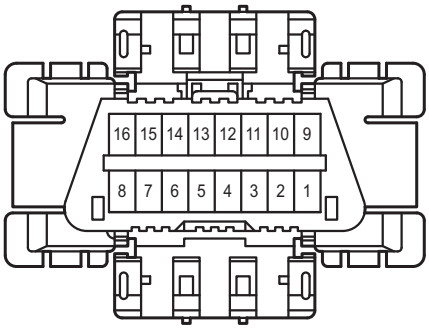

G51
Black

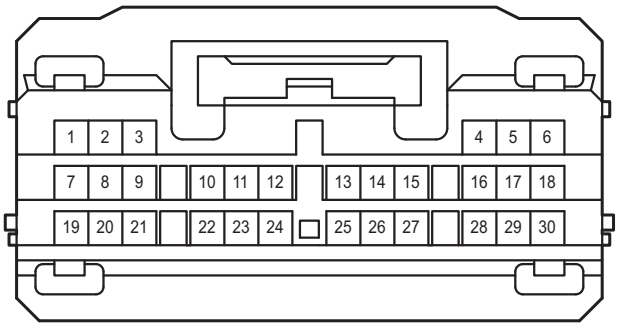

G55
White

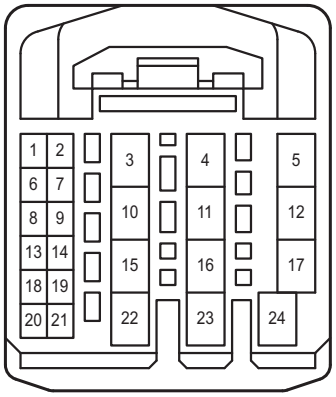

G56
White

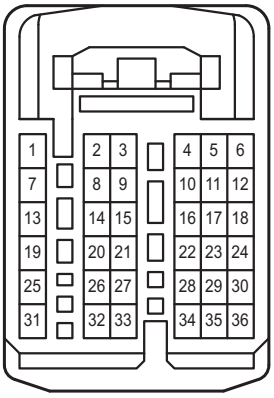

G58
White

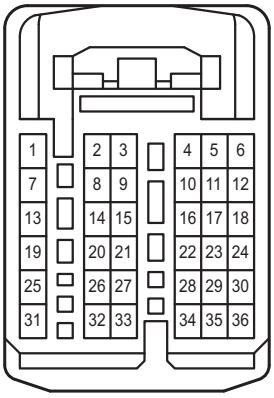

G61
White



G62
White



G63
White

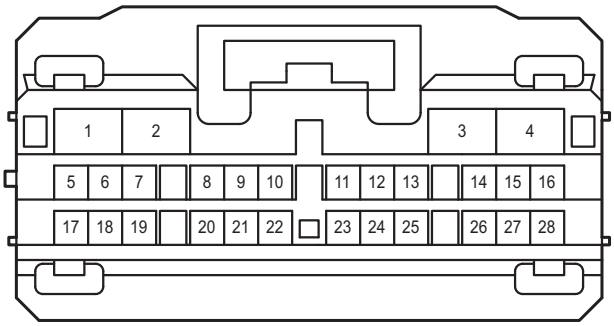

G64
White

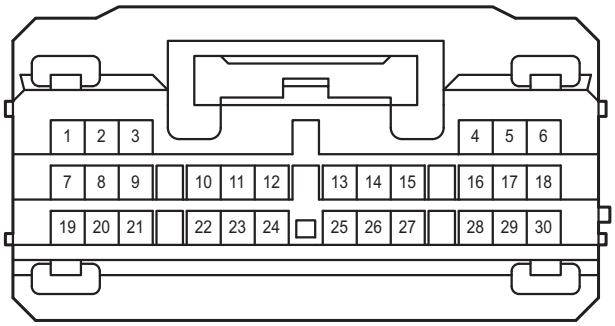

G65
White

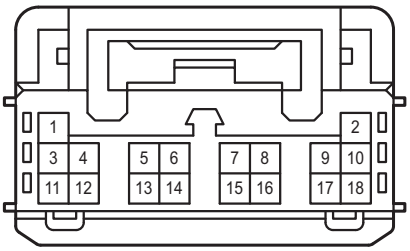

G70
White

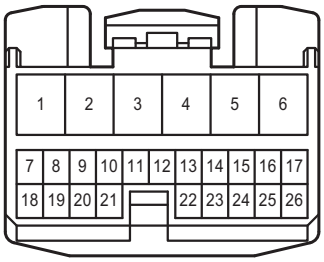

G71
White

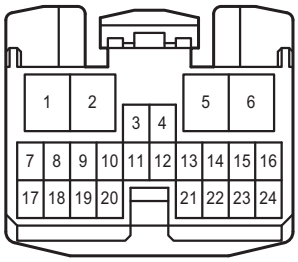

G76
Black

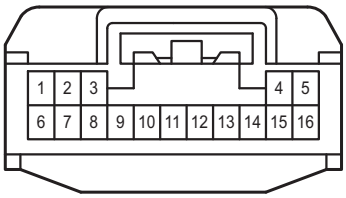

G77
White

G104
White

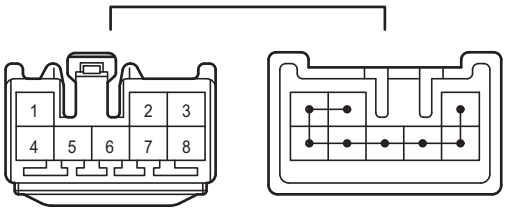

G106
White

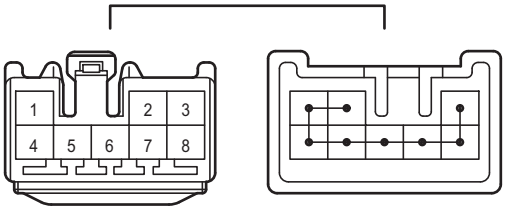

G107
Blue

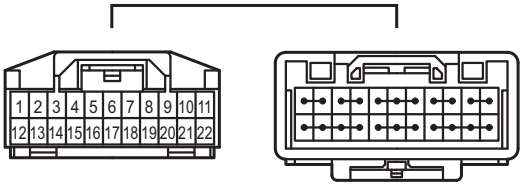

G120
White

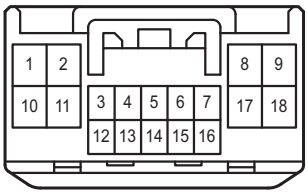

G127
Black

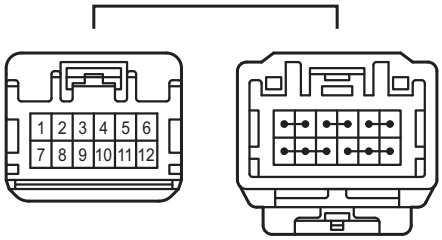

G128
Black

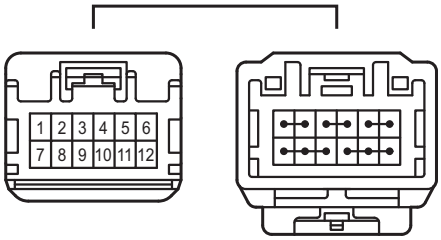

G129
Black

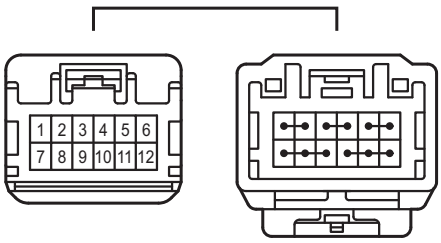

G132
Gray

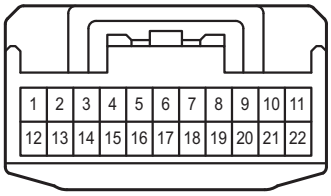

G133
White

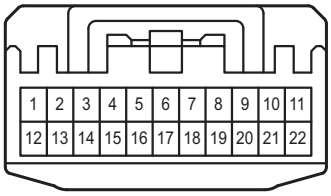

G134
Gray

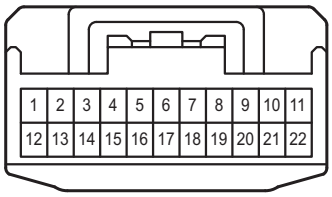

G142
White

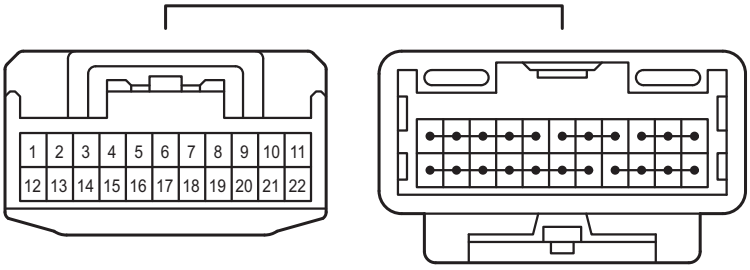

G162
Black



G163
White

G167
Blue

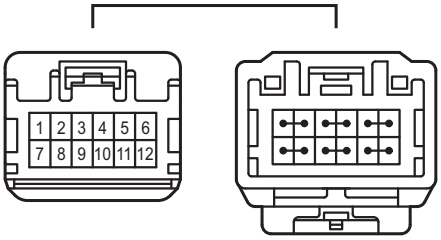

G169
Blue

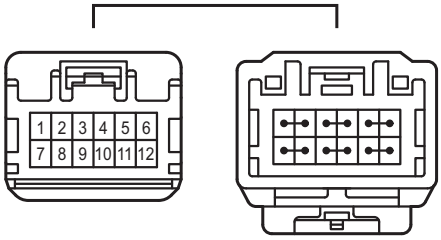

G171
Gray

G172
Gray

H24
White

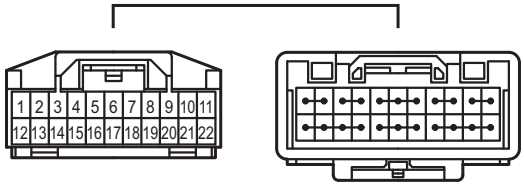

H25
White

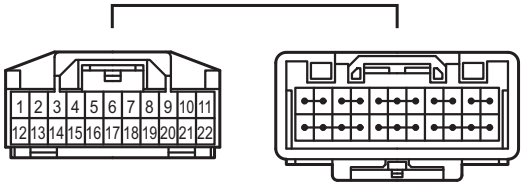

H47
White



H51
White



H56
White



H63
White

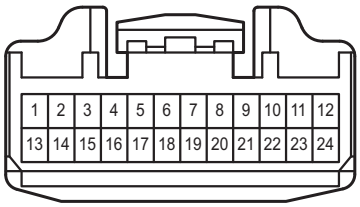

I1
White

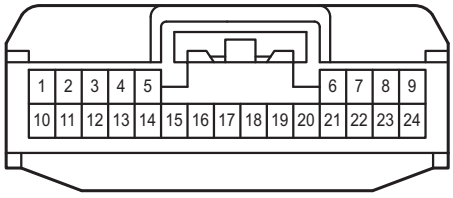

Q8
Black

Q9
White

Q23
White

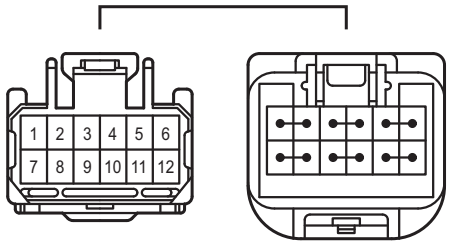

R7
Black

R8
White

R9
Black

R28
White

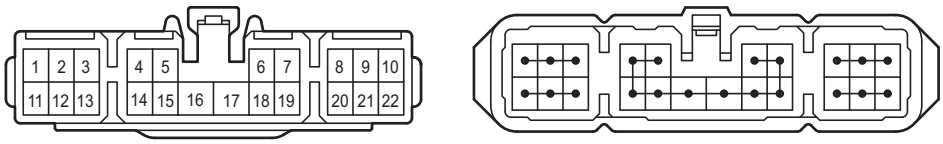

R29
Blue

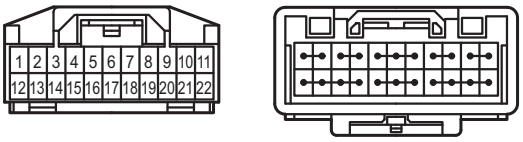

R30
Blue

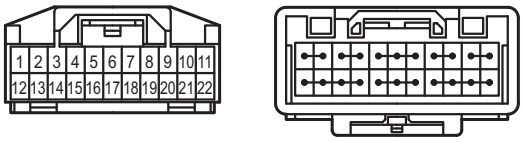

R31
White

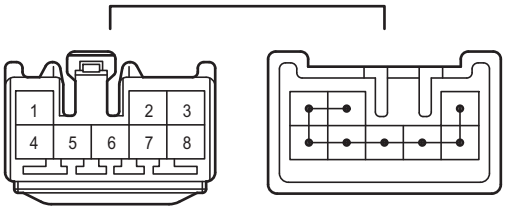

R40
Black

R41
Black

S5
White

t1
Gray

z8
White

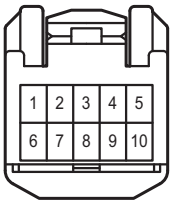

2A
White

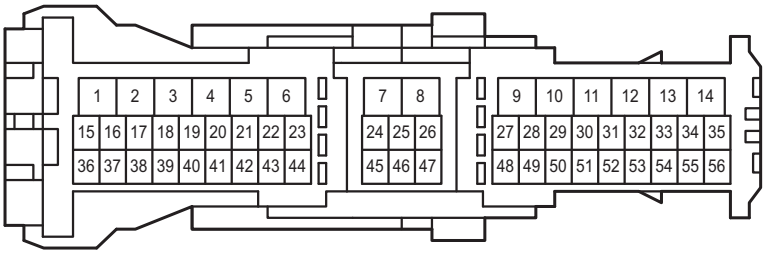

2D
White

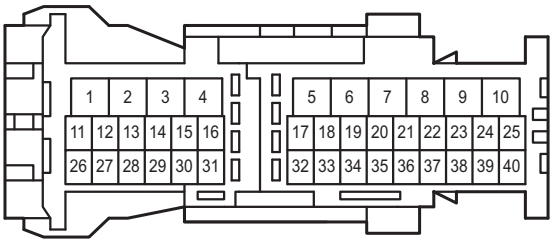

2F
White

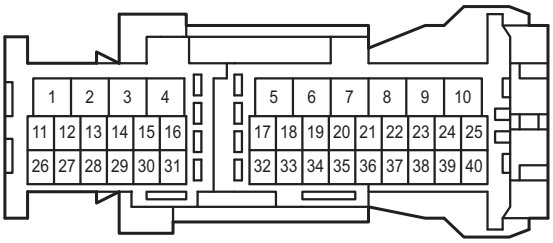

2H
White

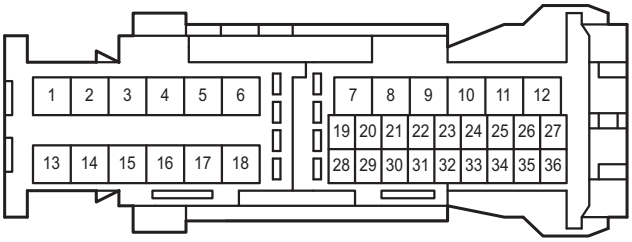

3A
White

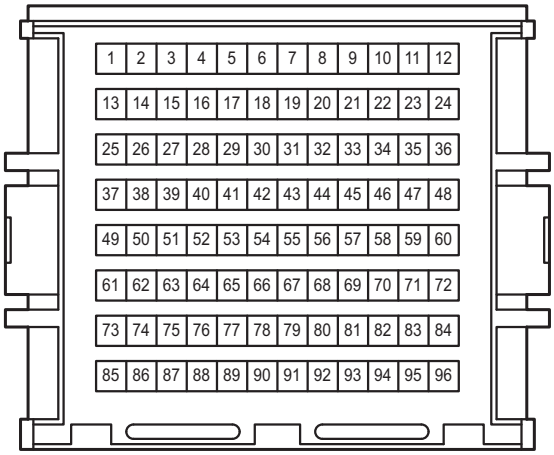

3B
White

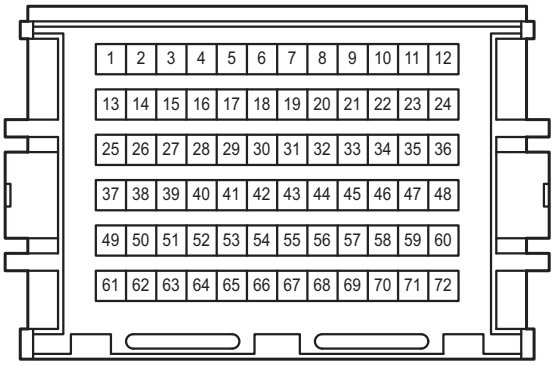

3C
White

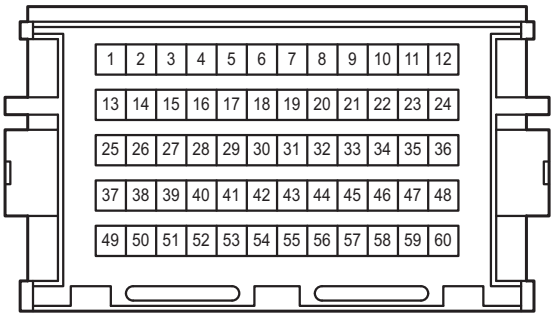

4A
White

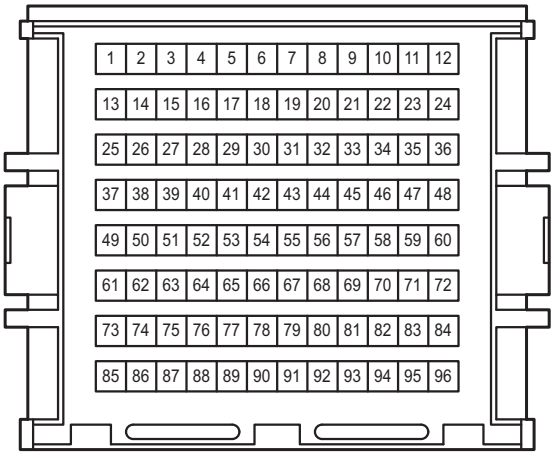

4B
White

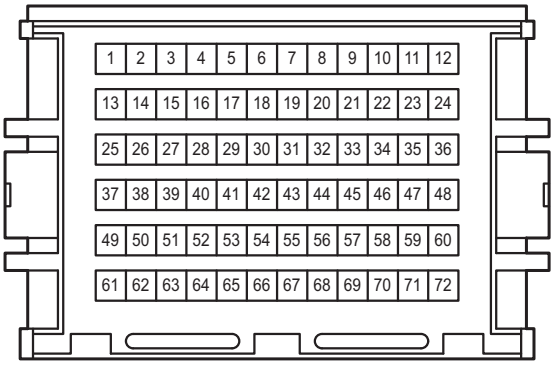

CG1
White

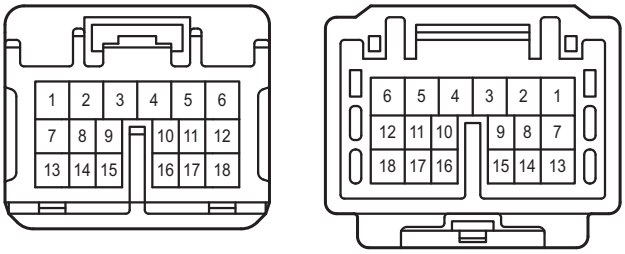

CG2
White

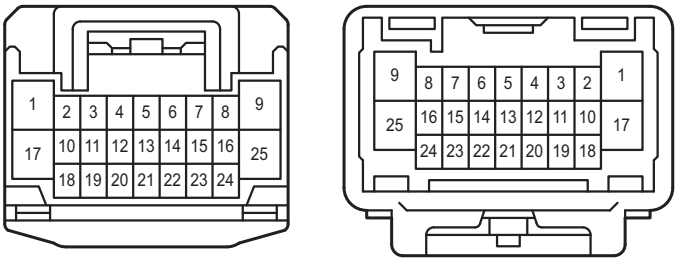

GA1
White

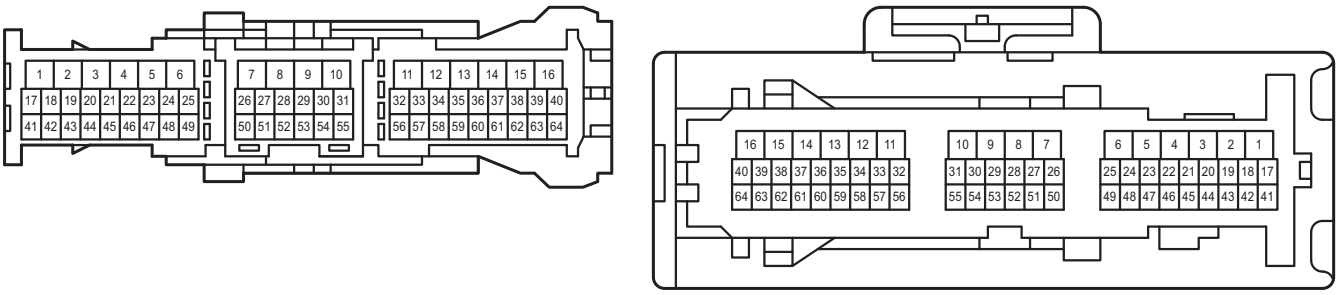

GA6
White

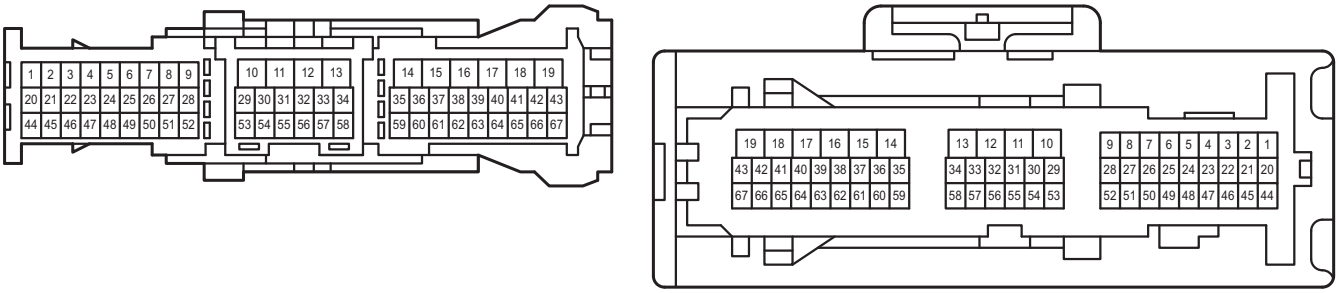

GH1
White

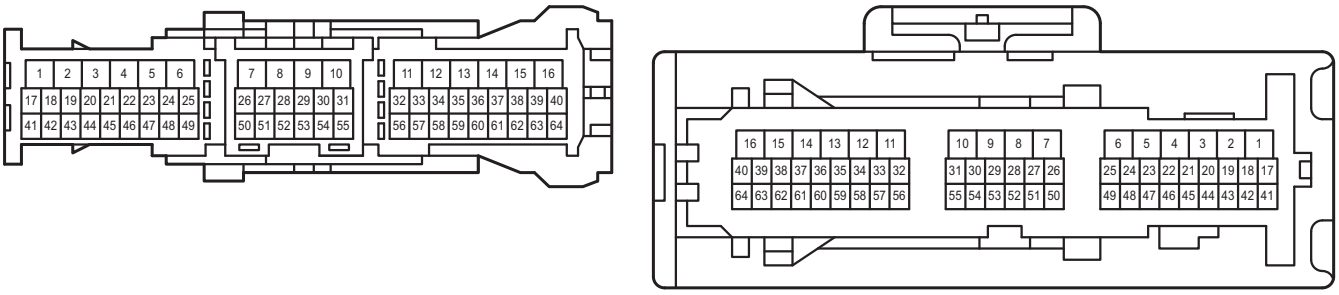

GQ1
White

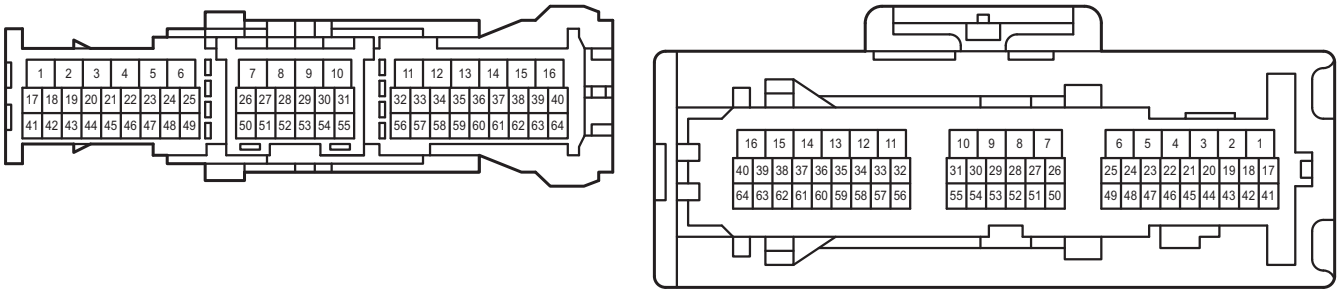

GR1
White

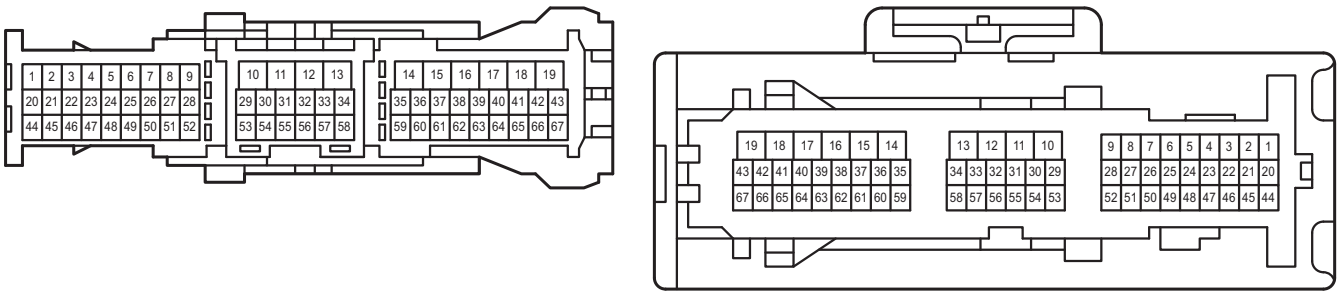

GR2
Gray

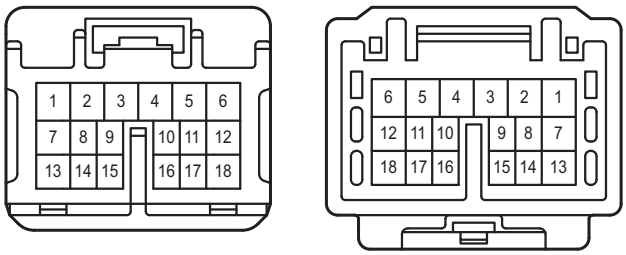

GR3
Blue

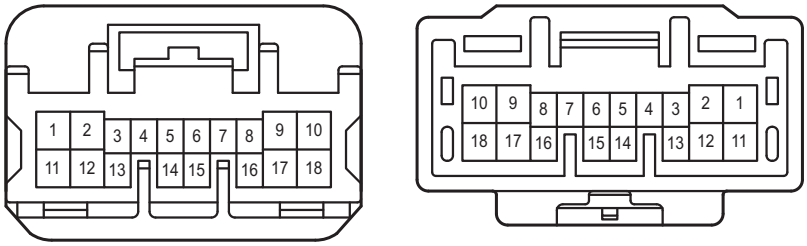

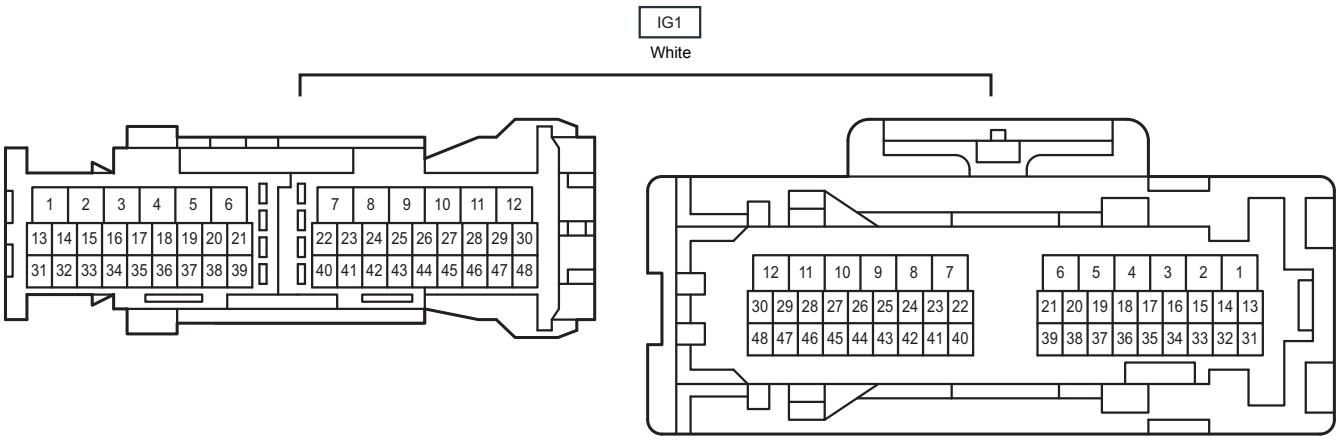
IG1
White
1 2 3 4 5 6 7 8 9 10 11 12
13 14 15 16 17 18 19 20 21 22 23 24 25 26 27 28 29 30
31 32 33 34 35 36 37 38 39 40 41 42 43 44 45 46 47 48
12 11 10 9 8 7 6 5 4 3 2 1
30 29 28 27 26 25 24 23 22 21 20 19 18 17 16 15 14 13
48 47 46 45 44 43 42 41 40 39 38 37 36 35 34 33 32 31

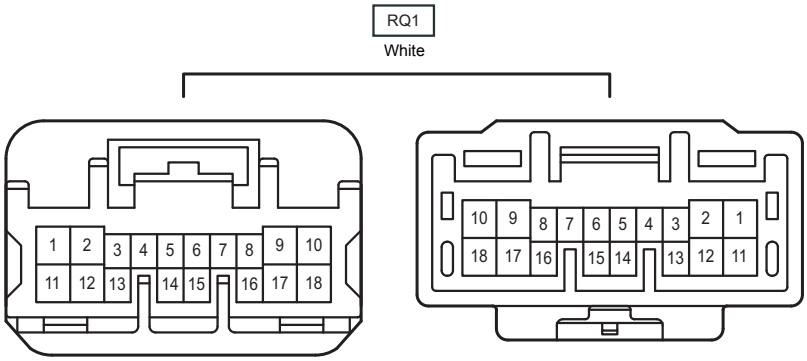
RQ1
White
1 2 3 4 5 6 7 8 9 10
11 12 13 14 15 16 17 18
10 9 8 7 6 5 4 3 2 1
18 17 16 15 14 13 12 11

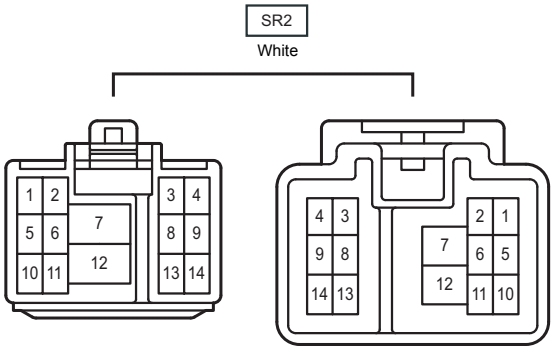
SR2
White
1 2 3 4
5 6 7 8 9
10 11 12 13 14
4 3
9 8
14 13
2 1
7 6 5
12 11 10

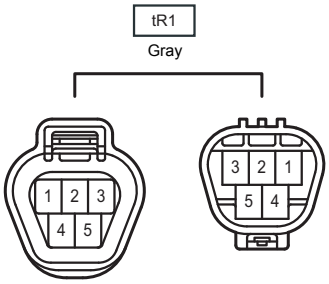
tR1
Gray
1 2 3
4 5
3 2 1
5 4