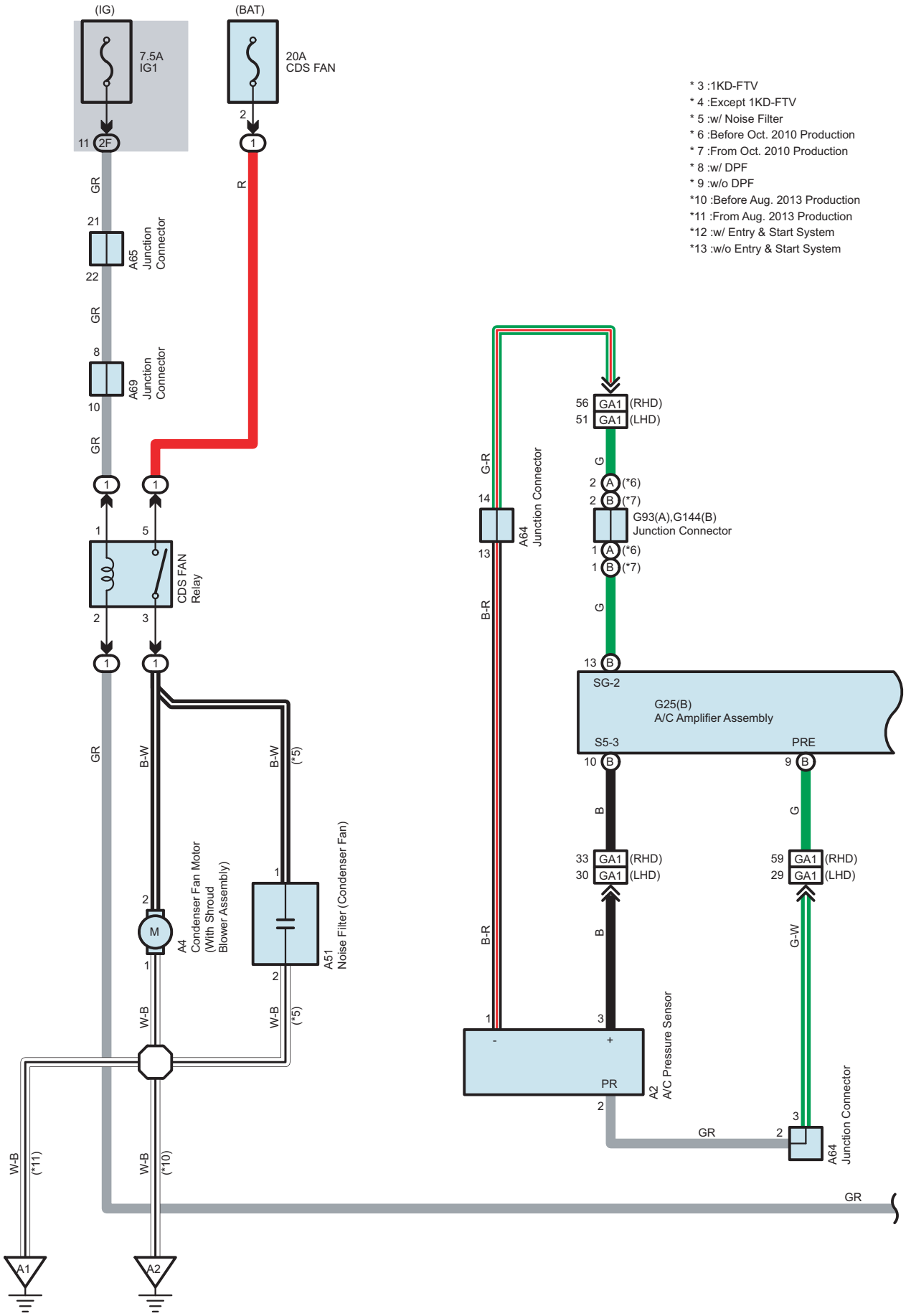
(IG)
7.5A
IG1
(BAT)
20A
CDS FAN
11 2F
2
1
GR
R
21
A65
Junction
Connector
22
GR
8
A69
Junction
Connector
10
GR
1
5
CDS FAN
Relay
2
3
GR
B-W
B-W
(*5)
M
A4
Condenser Fan Motor
(With Shroud
Blower Assembly)
A51
Noise Filter (Condenser Fan)
W-B
W-B
(*5)
W-B
(*11)
W-B
(*10)
A1
A2
* 3 :1KD-FTV
* 4 :Except 1KD-FTV
* 5 :w/ Noise Filter
* 6 :Before Oct. 2010 Production
* 7 :From Oct. 2010 Production
* 8 :w/ DPF
* 9 :w/o DPF
*10 :Before Aug. 2013 Production
*11 :From Aug. 2013 Production
*12 :w/ Entry & Start System
*13 :w/o Entry & Start System
G-R
14
A64
Junction Connector
13
B-R
56 GA1 (RHD)
51 GA1 (LHD)
G
2 A (*6)
2 B (*7)
G93(A),G144(B)
Junction Connector
1 A (*6)
1 B (*7)
G
13 B
SG-2
G25(B)
A/C Amplifier Assembly
S5-3
PRE
10 B
9 B
B
G
33 GA1 (RHD)
30 GA1 (LHD)
59 GA1 (RHD)
29 GA1 (LHD)
B
G-W
B-R
1
3
-
+
PR
2
A2
A/C Pressure Sensor
GR
3
2
A64
Junction Connector
GR

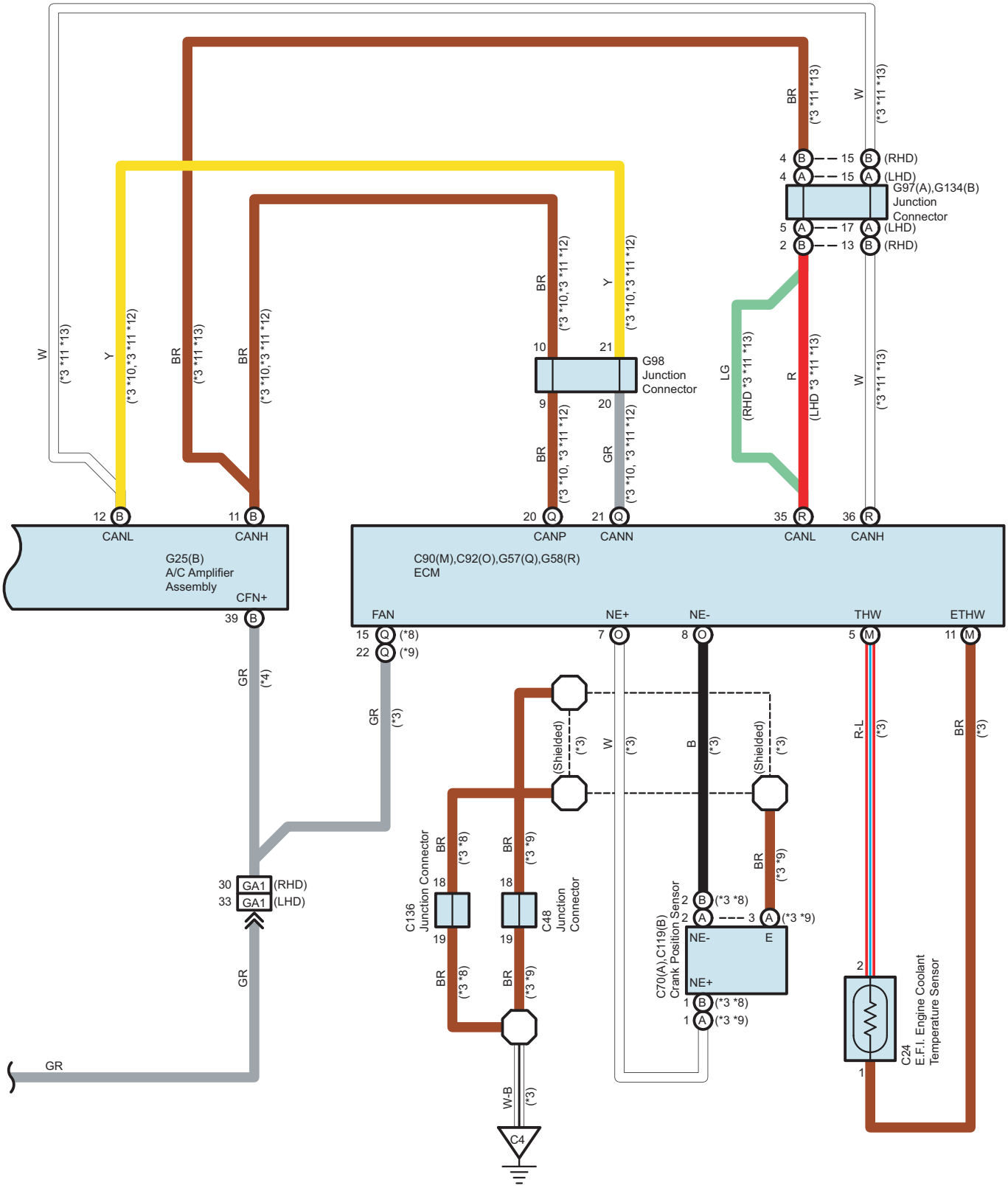
G25(B)
A/C Amplifier
Assembly
CANL
CANH
CFN+
C90(M),C92(O),G57(Q),G58(R)
ECM
CANP
CANN
FAN
NE+
NE-
THW
ETHW
G98
Junction
Connector
G97(A),G134(B)
Junction
Connector
(RHD)
(LHD)
C136
Junction Connector
C48
Junction
Connector
C70(A),C119(B)
Crank Position Sensor
C24
E.F.I. Engine Coolant
Temperature Sensor
C4
(Shielded)
GA1

A2
Black

A4
Black

A51
Gray

A64
White

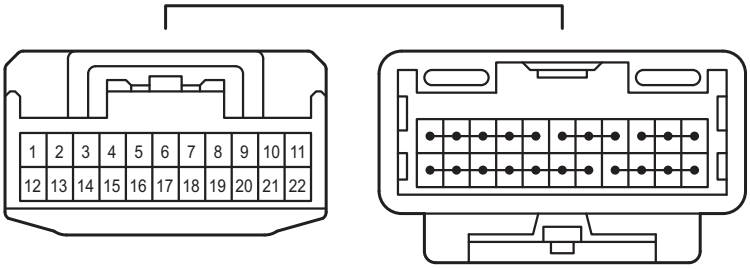

A65
White

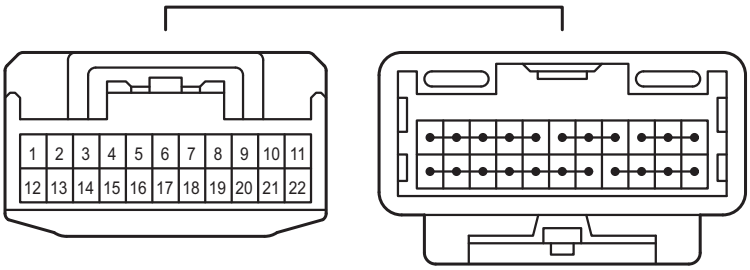

A69
White

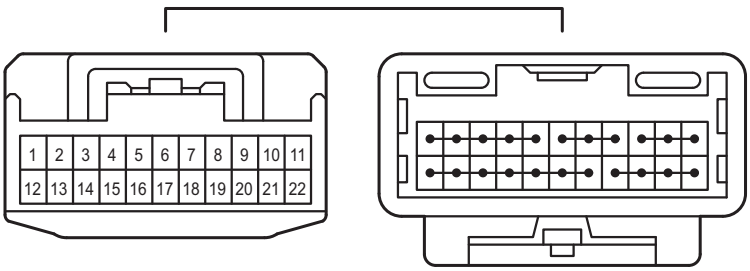

C24
Black

C48
White

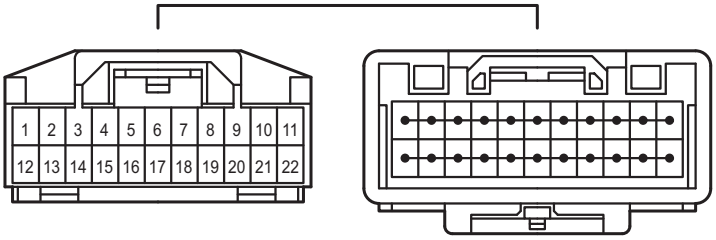

C70
Gray

C90
White

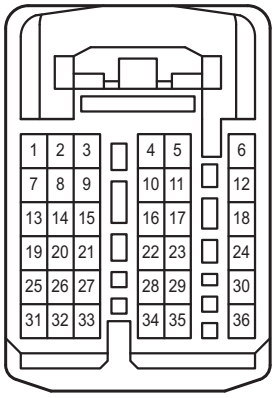

C92
White

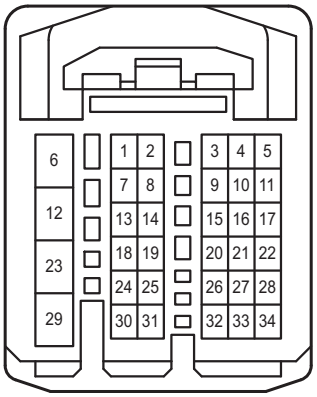

C119
Dark Gray

C136
White

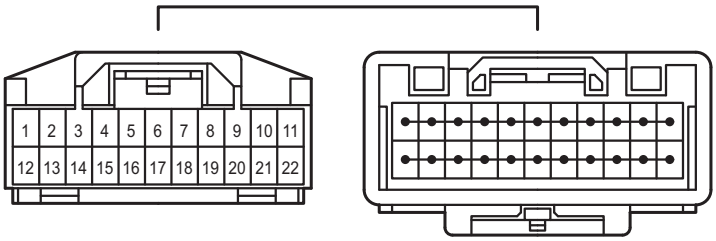

G25
White

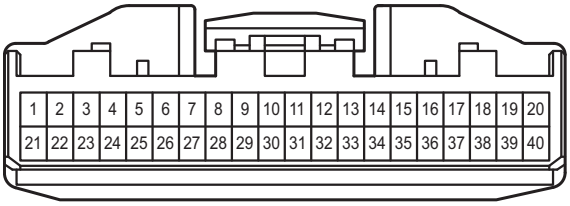

G57
White

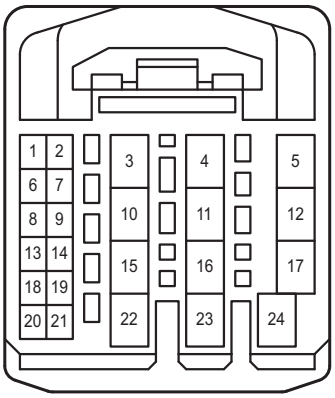

G58
White

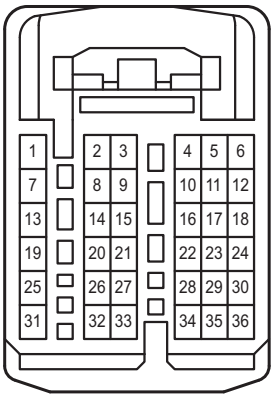

G93
Gray

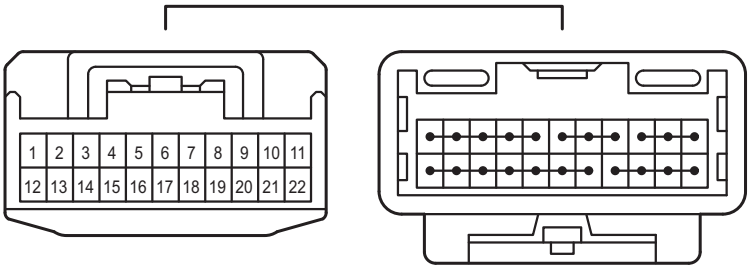

G97
White

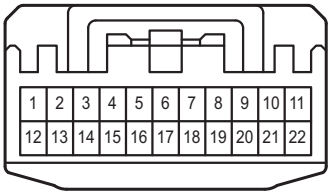

G98
White

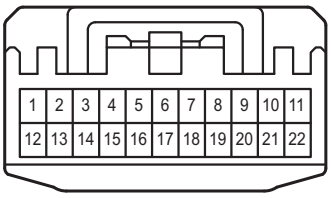

G134
Gray

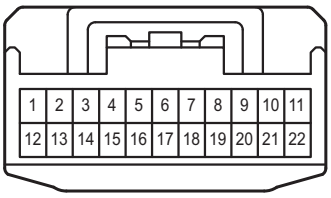

G144
White

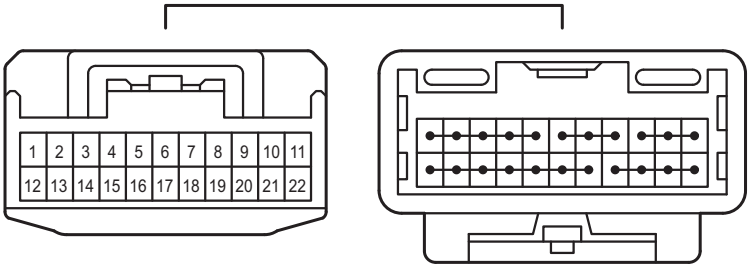

2F
White

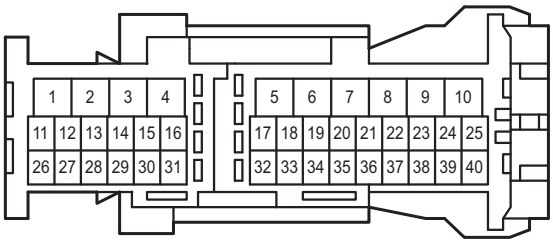
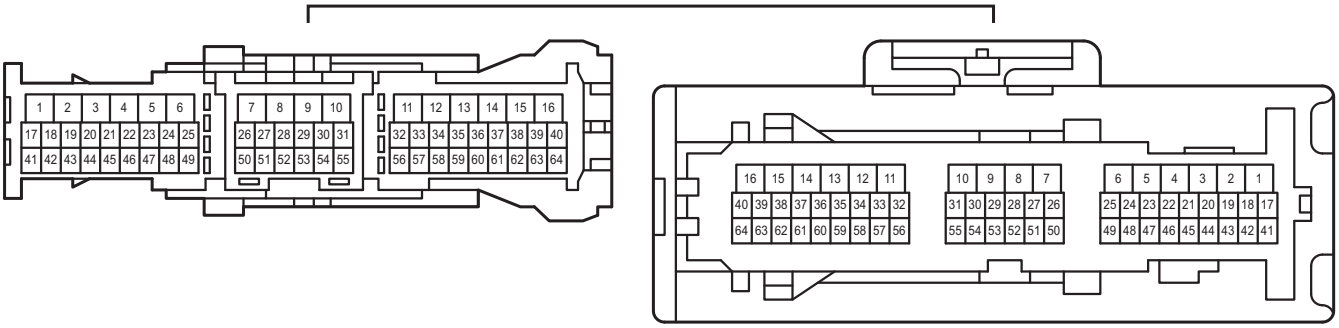
GA1
White