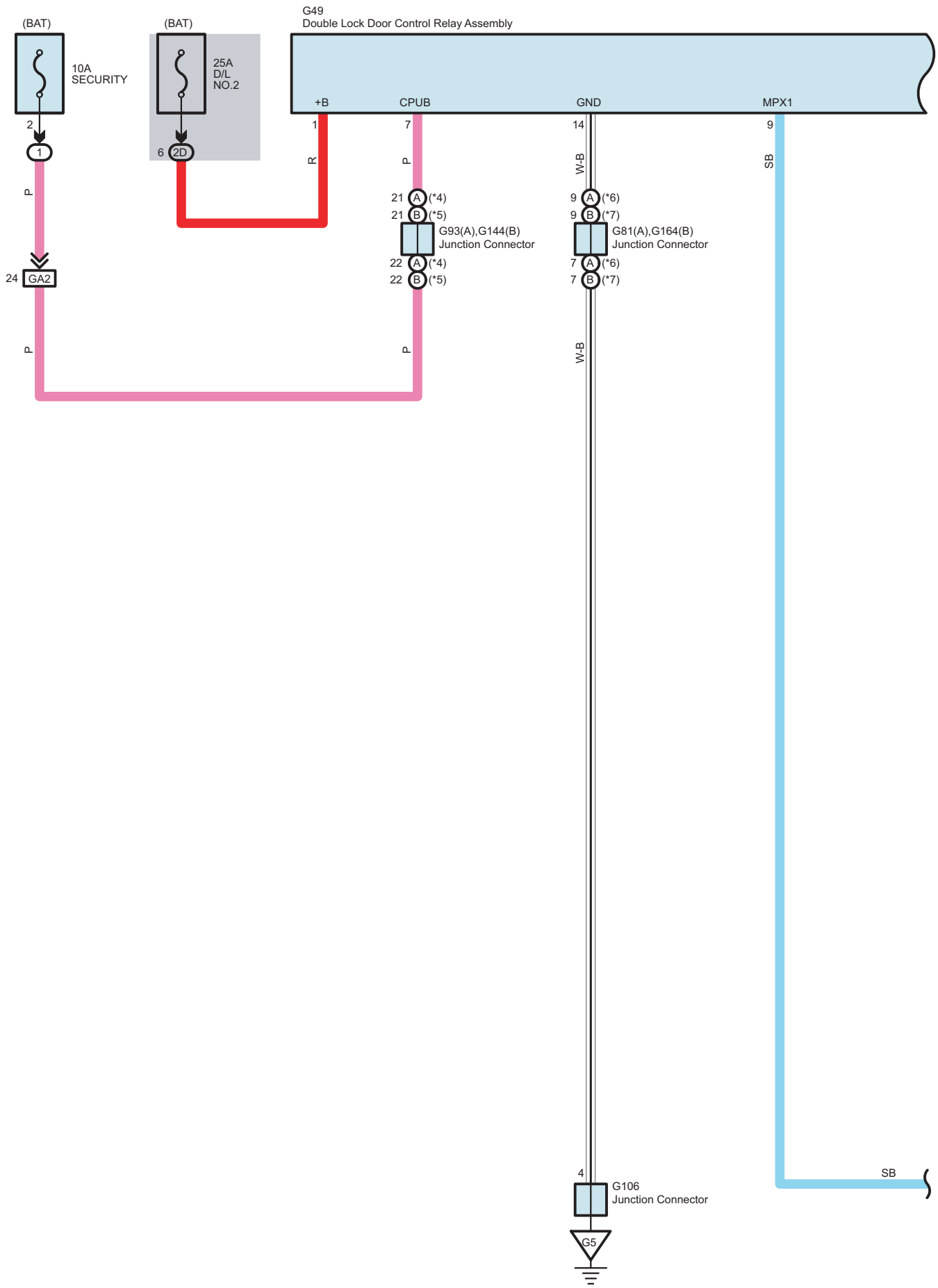
(BAT)
10A
SECURITY
(BAT)
25A
D/L
NO.2
G49
Double Lock Door Control Relay Assembly
+B
CPUB
GND
MPX1
2
1
6
2D
1
7
14
9
R
P
W-B
SB
P
21 A (*4)
21 B (*5)
G93(A),G144(B)
Junction Connector
22 A (*4)
22 B (*5)
9 A (*6)
9 B (*7)
G81(A),G164(B)
Junction Connector
7 A (*6)
7 B (*7)
24
GA2
P
P
W-B
4
G106
Junction Connector
G5
SB

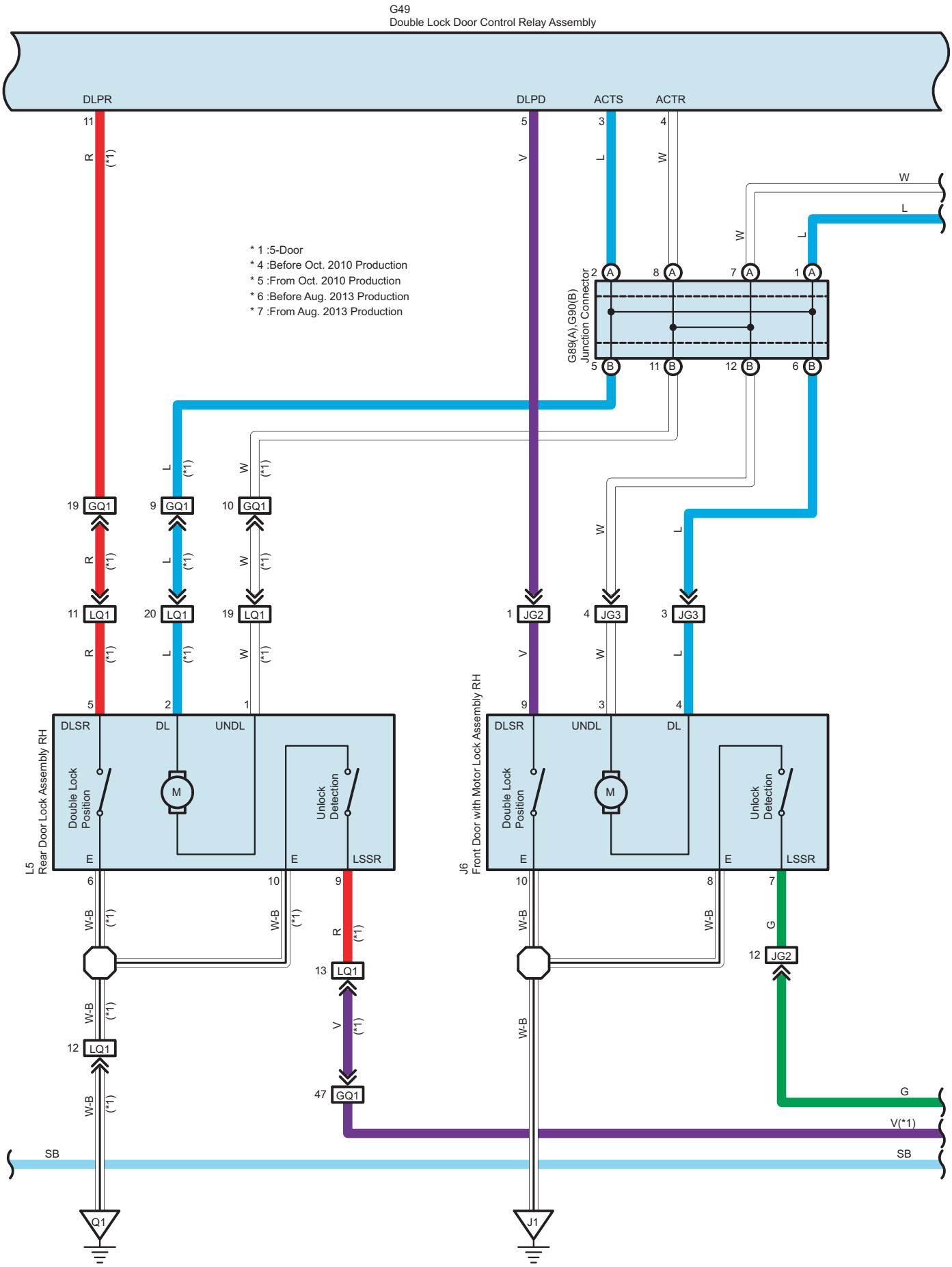
G49
Double Lock Door Control Relay Assembly
DLPR
DLPD
ACTS
ACTR
* 1 :5-Door
* 4 :Before Oct. 2010 Production
* 5 :From Oct. 2010 Production
* 6 :Before Aug. 2013 Production
* 7 :From Aug. 2013 Production
G89(A),G90(B)
Junction Connector
GQ1
LQ1
JG2
JG3
L5
Rear Door Lock Assembly RH
J6
Front Door with Motor Lock Assembly RH
DLSR
DL
UNDL
E
LSSR
Double Lock Position
Unlock Detection
M
Q1
J1
SB
V(*1)

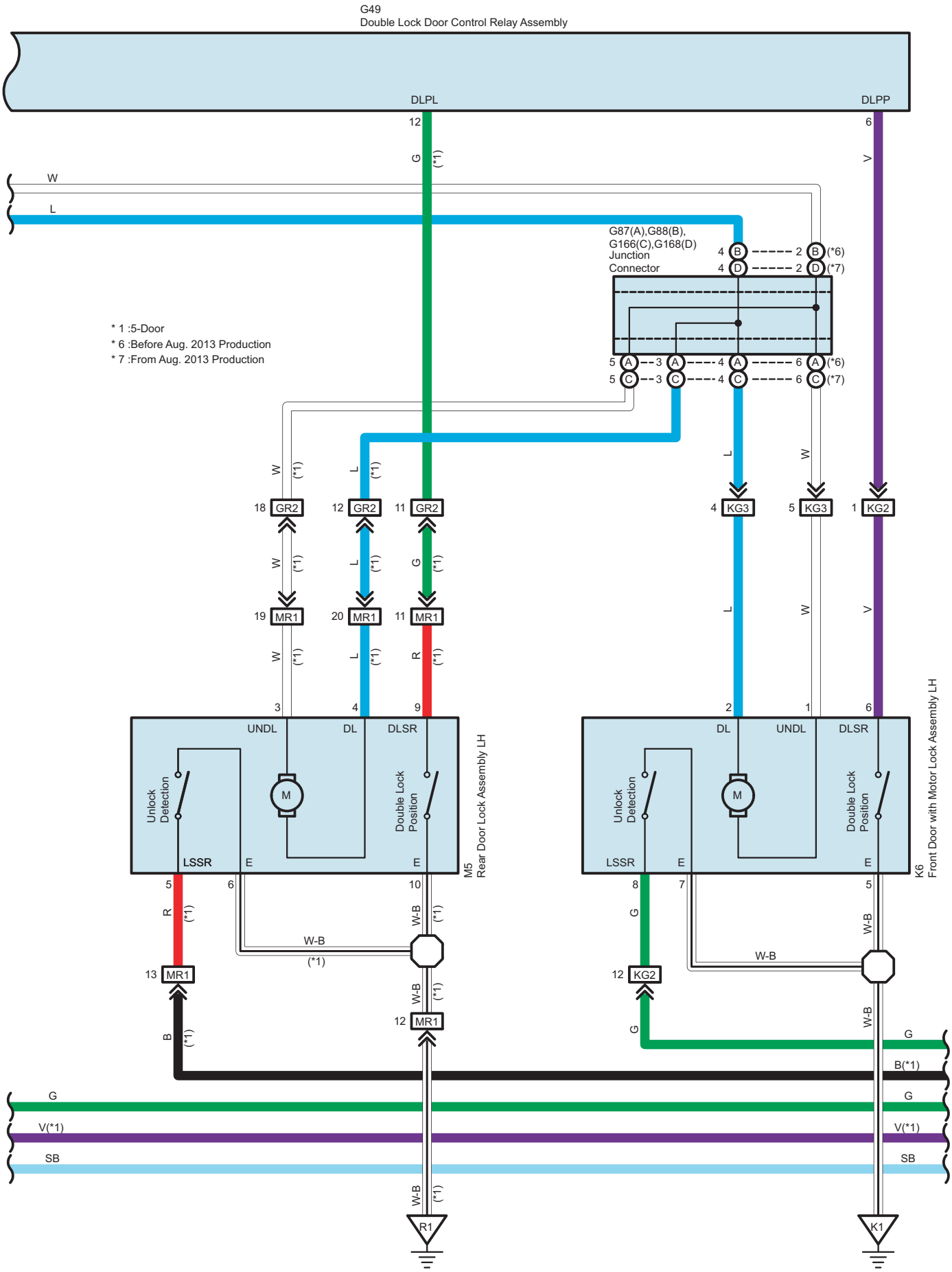
G49
Double Lock Door Control Relay Assembly
DLPL
DLPP
G87(A),G88(B),
G166(C),G168(D)
Junction
Connector
* 1 :5-Door
* 6 :Before Aug. 2013 Production
* 7 :From Aug. 2013 Production
GR2
KG3
KG2
MR1
UNDL
DL
DLSR
LSSR
E
Unlock Detection
Double Lock Position
M5
Rear Door Lock Assembly LH
K6
Front Door with Motor Lock Assembly LH
W-B
R1
K1

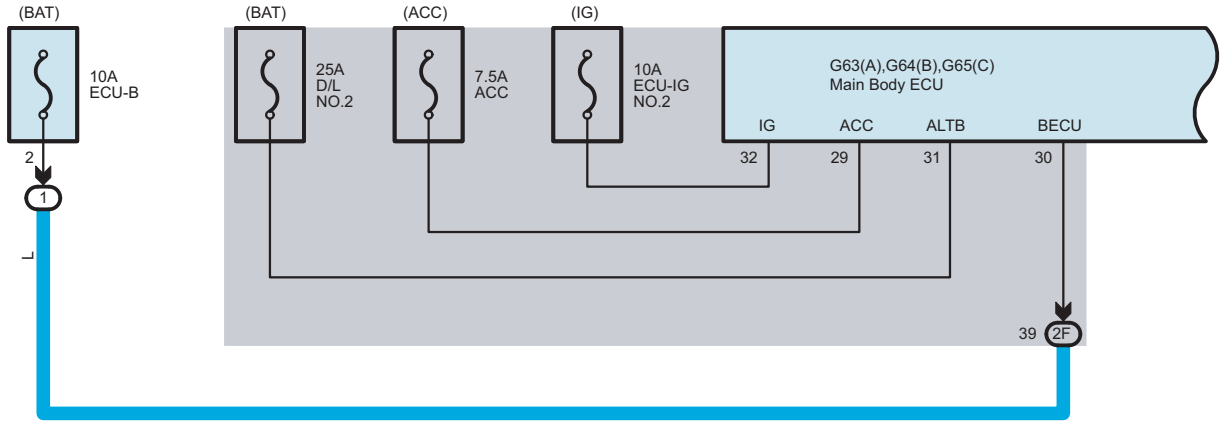
(BAT)
10A
ECU-B
2
1
L
(BAT)
25A
D/L
NO.2
(ACC)
7.5A
ACC
(IG)
10A
ECU-IG
NO.2
G63(A),G64(B),G65(C)
Main Body ECU
IG
ACC
ALTB
BECU
32
29
31
30
39
2F

G
G
B(*1)
B(*1)
G
G
V(*1)
V(*1)
SB
SB

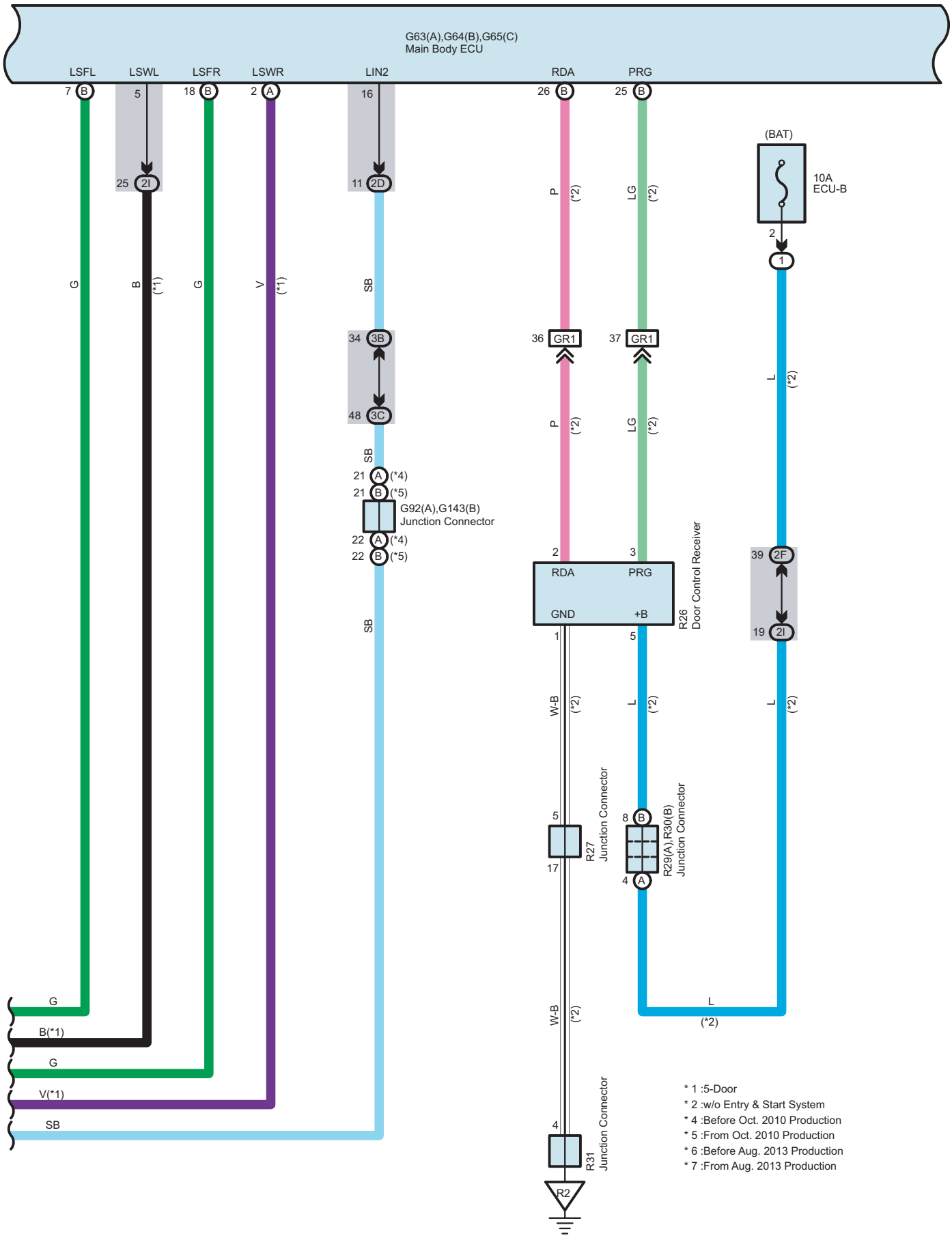
G63(A),G64(B),G65(C)
Main Body ECU
LSFL
LSWL
LSFR
LSWR
LIN2
RDA
PRG
7 B
5
18 B
2 A
16
26 B
25 B
25 2I
11 2D
(BAT)
10A
ECU-B
2
1
G
B (*1)
G
V (*1)
SB
P (*2)
LG (*2)
36 GR1
37 GR1
34 3B
48 3C
L (*2)
P (*2)
LG (*2)
SB
21 A (*4)
21 B (*5)
G92(A),G143(B)
Junction Connector
22 A (*4)
22 B (*5)
2
3
RDA
PRG
GND
+B
R26
Door Control Receiver
39 2F
19 2I
SB
1
5
W-B (*2)
L (*2)
L (*2)
5
17
R27
Junction Connector
8 B
4 A
R29(A),R30(B)
Junction Connector
G
B(*1)
G
V(*1)
SB
L
(*2)
W-B (*2)
4
R31
Junction Connector
R2
* 1 :5-Door
* 2 :w/o Entry & Start System
* 4 :Before Oct. 2010 Production
* 5 :From Oct. 2010 Production
* 6 :Before Aug. 2013 Production
* 7 :From Aug. 2013 Production

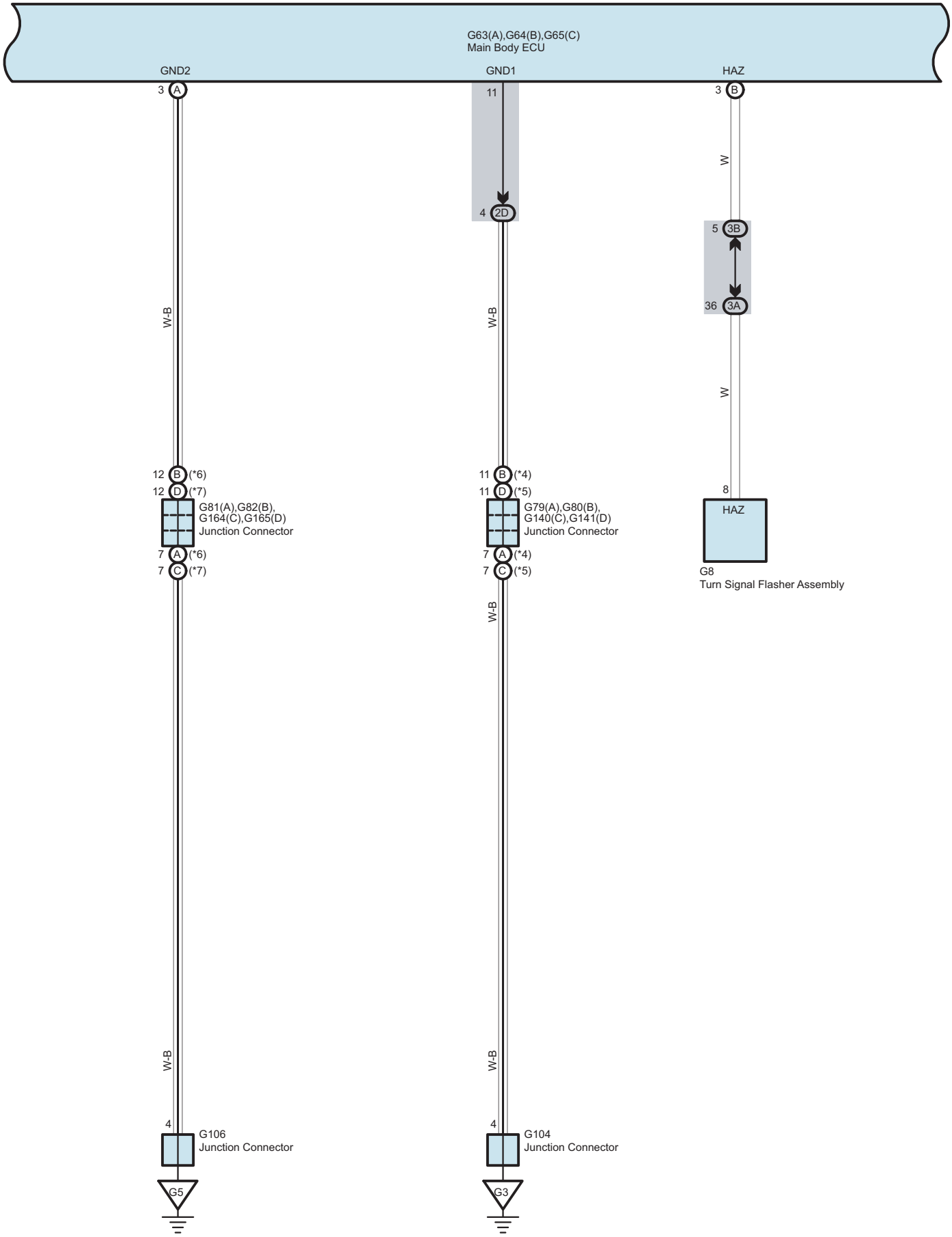
G63(A),G64(B),G65(C)
Main Body ECU
GND2
GND1
HAZ
3 A
11
3 B
W
4 2D
5 3B
36 3A
W-B
W-B
W
12 B (*6)
12 D (*7)
G81(A),G82(B),
G164(C),G165(D)
Junction Connector
7 A (*6)
7 C (*7)
11 B (*4)
11 D (*5)
G79(A),G80(B),
G140(C),G141(D)
Junction Connector
7 A (*4)
7 C (*5)
8
HAZ
G8
Turn Signal Flasher Assembly
W-B
W-B
W-B
4
G106
Junction Connector
G5
4
G104
Junction Connector
G3

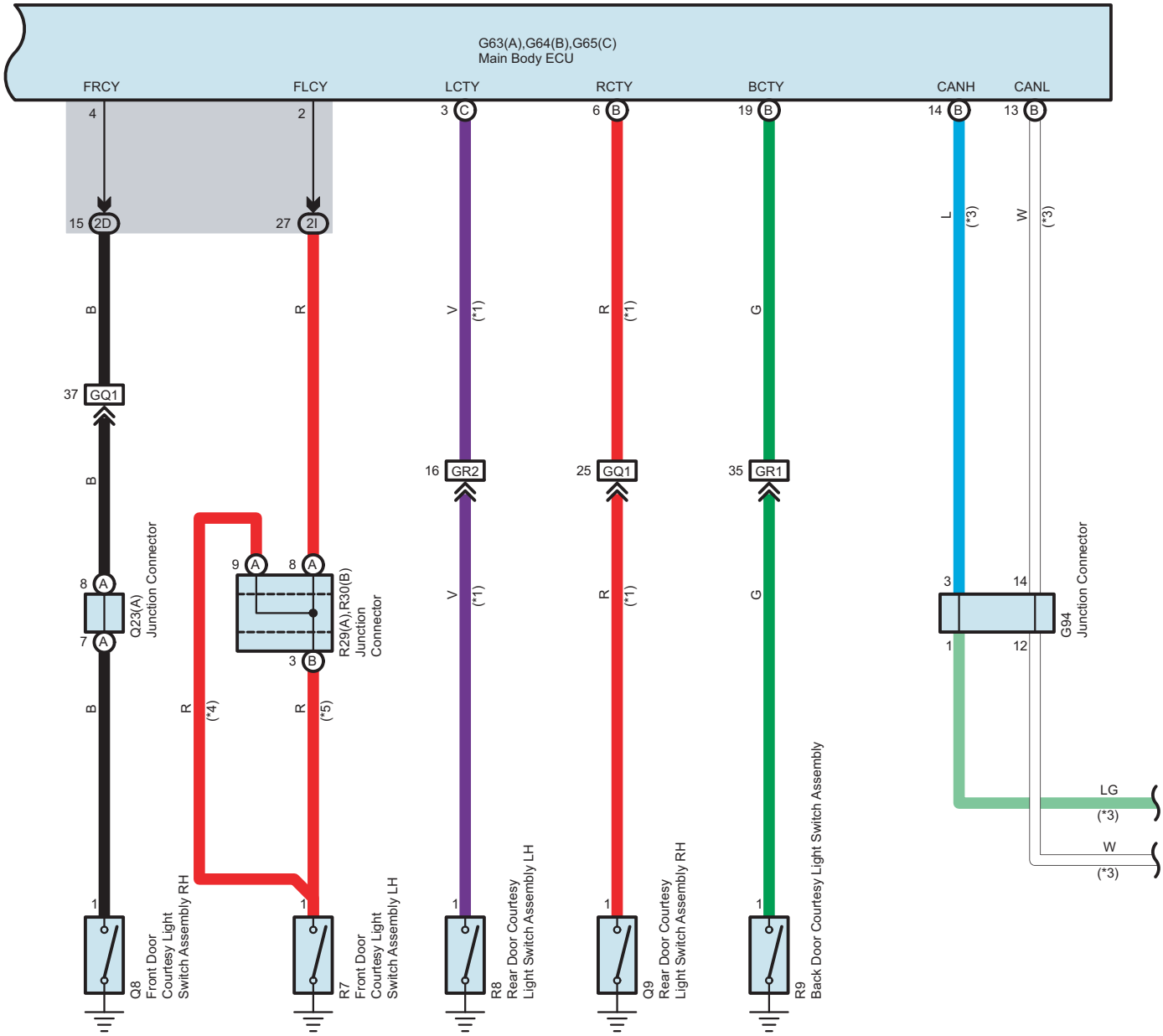

* 1 :5-Door
* 3 :w/ Entry & Start System
* 4 :Before Oct. 2010 Production
* 5 :From Oct. 2010 Production

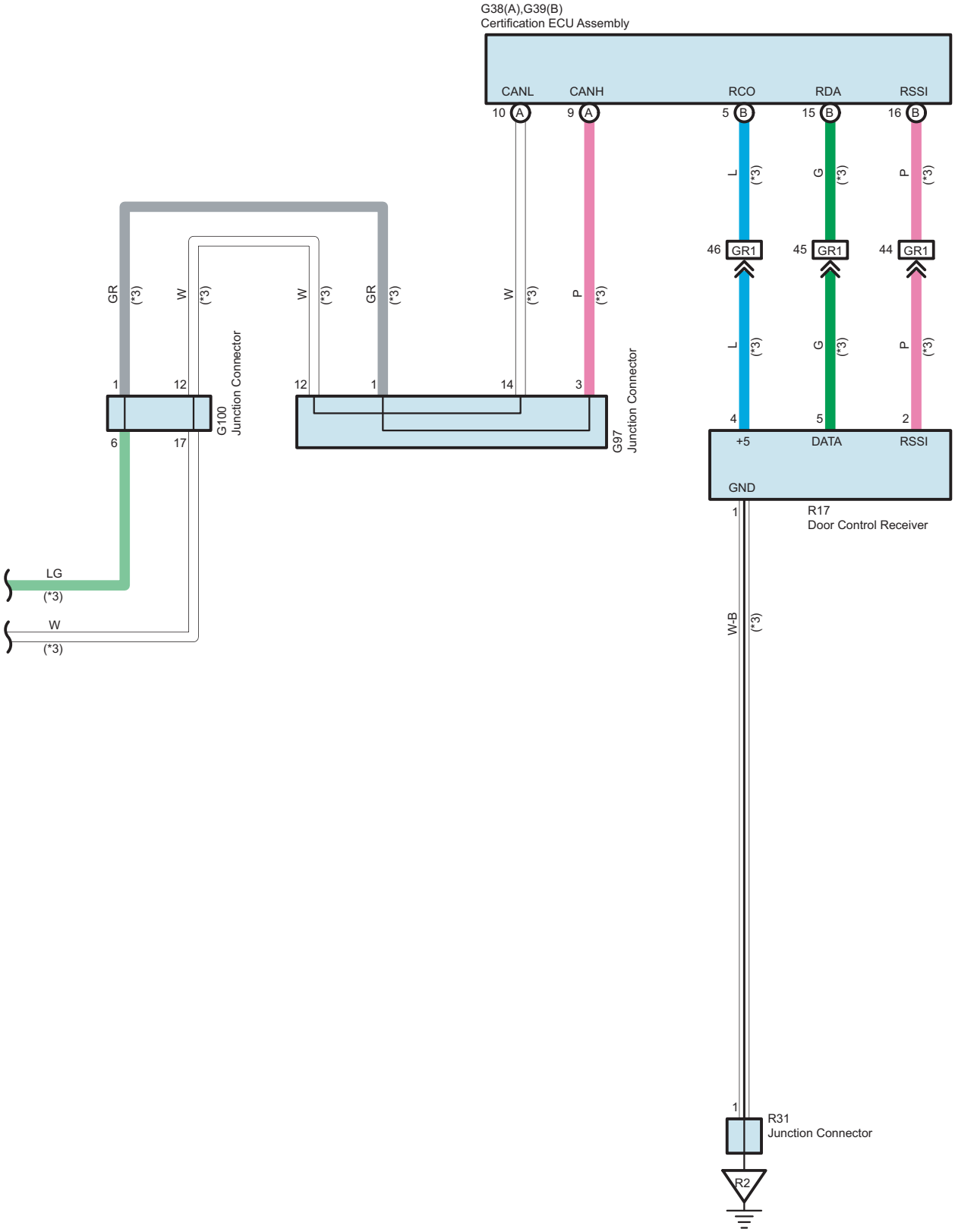
G38(A),G39(B)
Certification ECU Assembly
CANL
CANH
RCO
RDA
RSSI
10 A
9 A
5 B
15 B
16 B
L (*3)
G (*3)
P (*3)
46 GR1
45 GR1
44 GR1
GR (*3)
W (*3)
W (*3)
GR (*3)
W (*3)
P (*3)
1
12
12
1
14
3
G100
Junction Connector
G97
Junction Connector
6
17
4
5
2
+5
DATA
RSSI
GND
R17
Door Control Receiver
LG
(*3)
W
(*3)
W-B (*3)
R31
Junction Connector
R2

G8
Black

G38
White

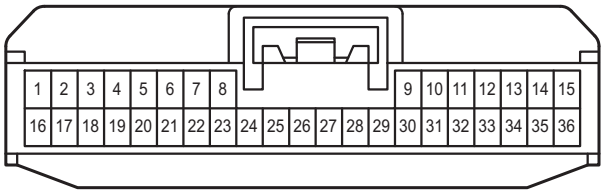

G39
White

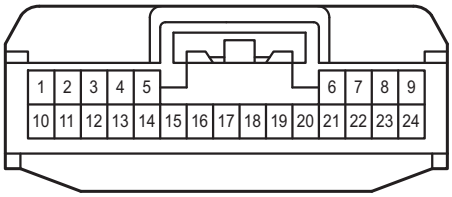

G49
White

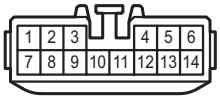

G63
White

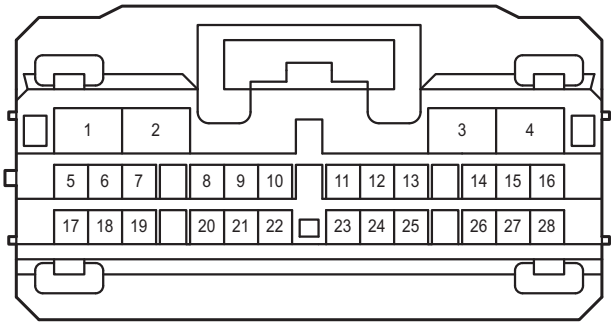

G64
White

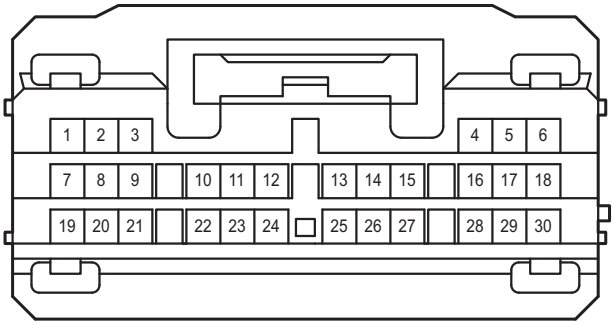

G65
White

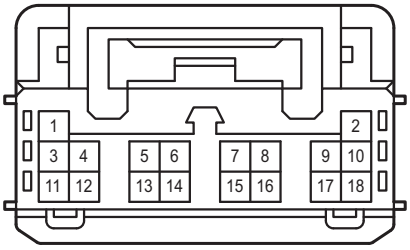

G79
White

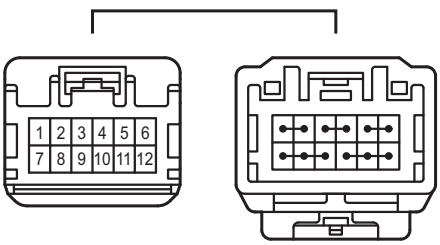

G80
White

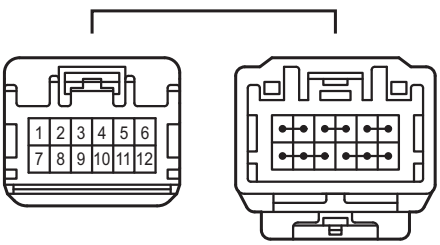

G81
White

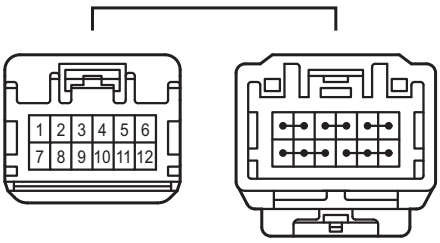

G82
White

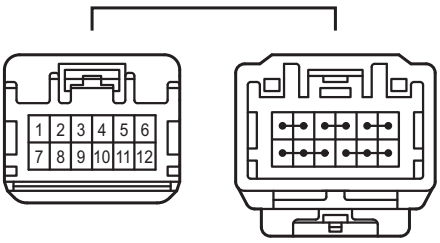

G87
Black

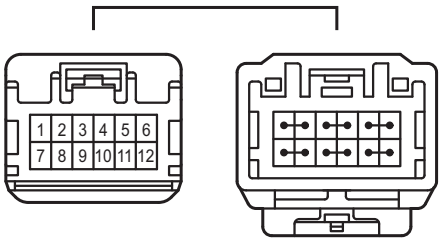

G88
Black

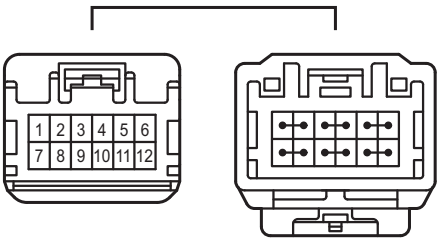

G89
White

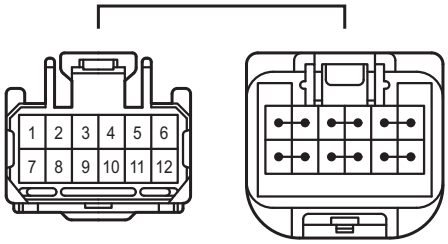

G90
White

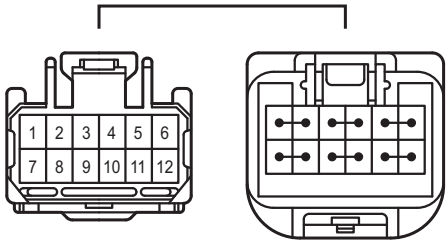

G92
White

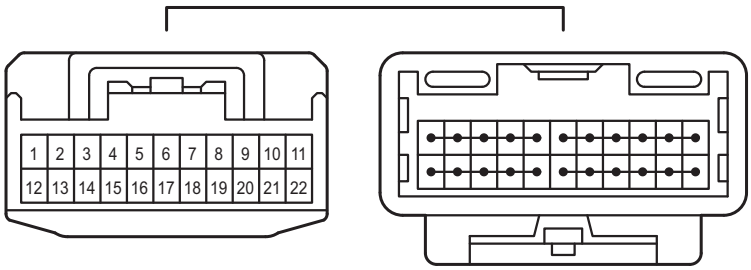

G93
Gray

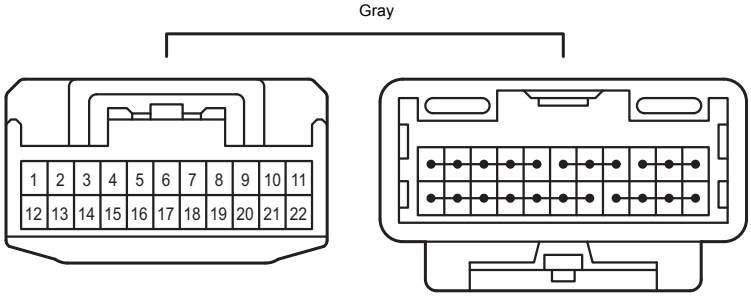

G94
White

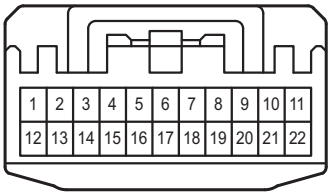

G97
White

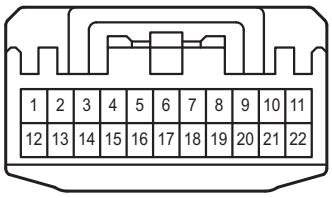

G100
Gray

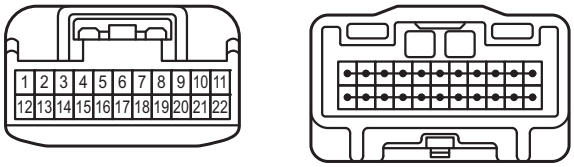

G104
White

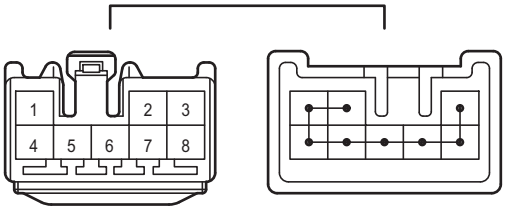

G106
White

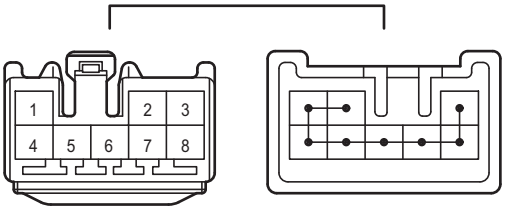

G140
Black

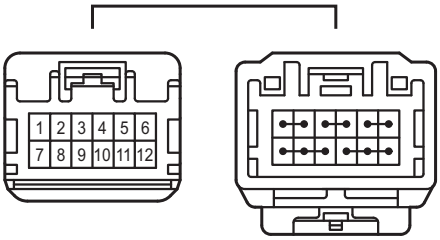

G141
Black

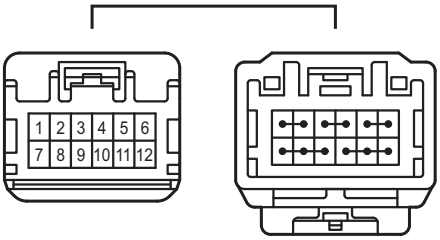

G143
Black

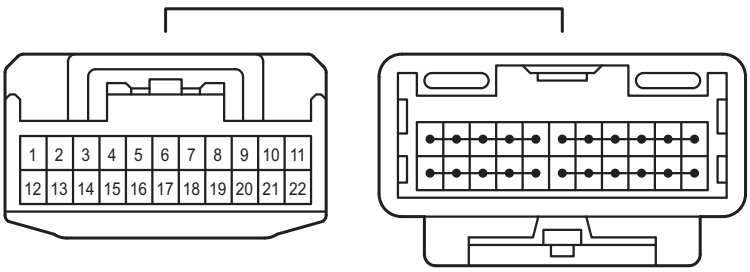

G144
White

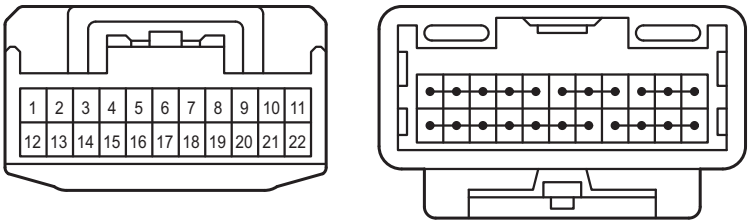

G164
Black

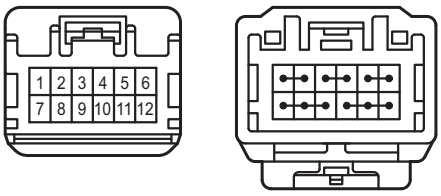

G165
Black

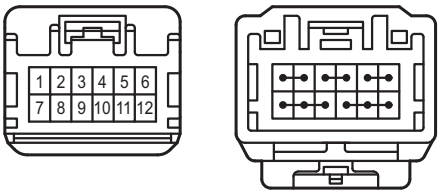

G166
Blue

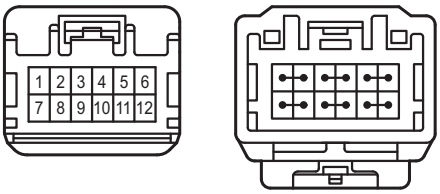

G168
Blue

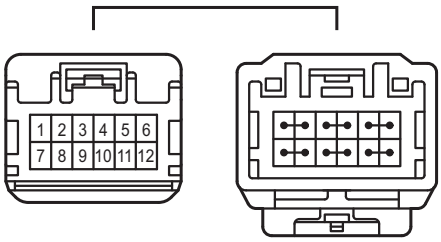

J6
White

K6
White

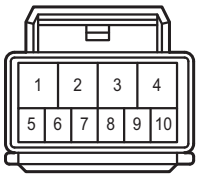

L5
White

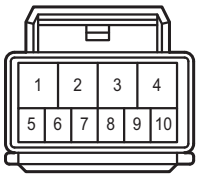

M5
White

Q8
Black

Q9
White

Q23
White

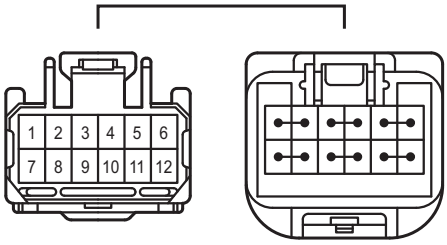

R7
Black

R8
White

R9
Black

R17
Blue

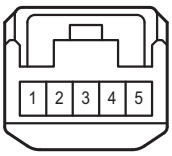

R26
White



R27
Dark Gray

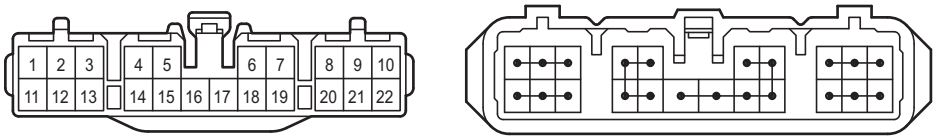

R29
Blue

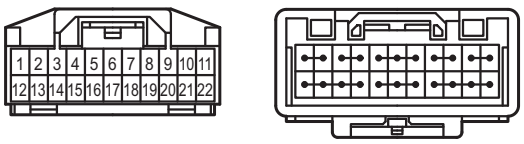

R30
Blue

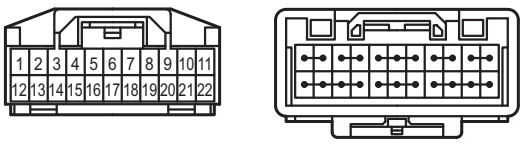

R31
White

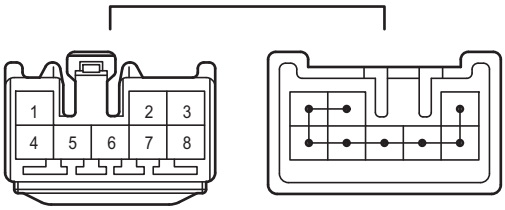

2D
White

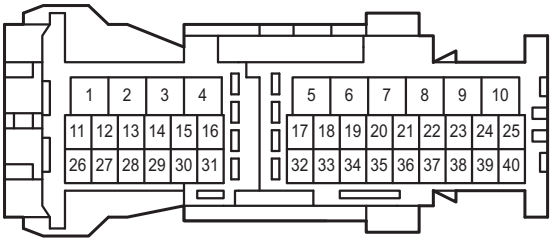

2F
White

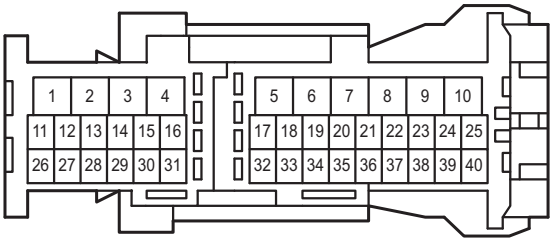

2I
White

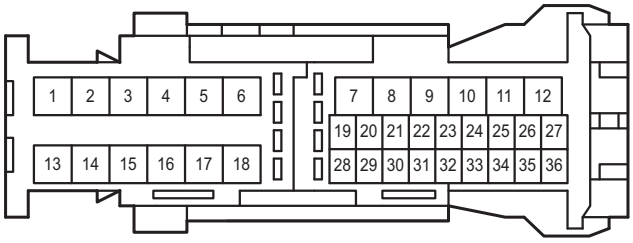

3A
White

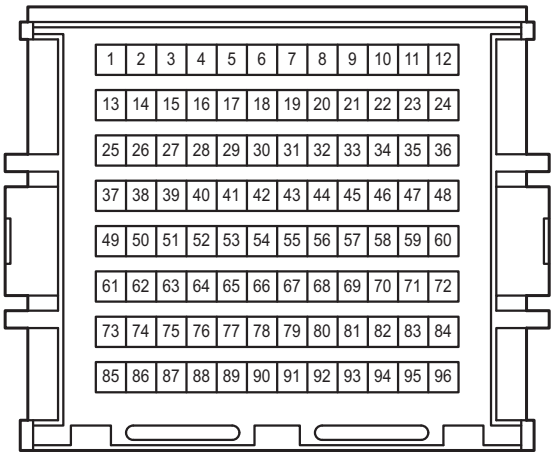

3B
White

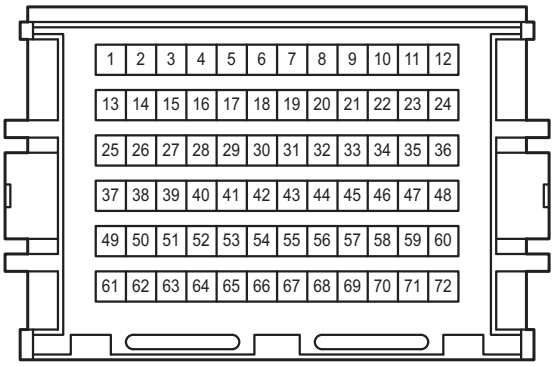

3C
White

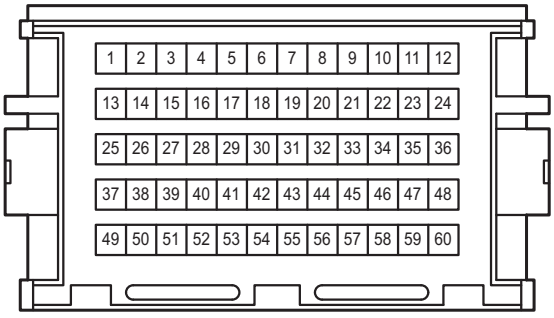

GA2
White

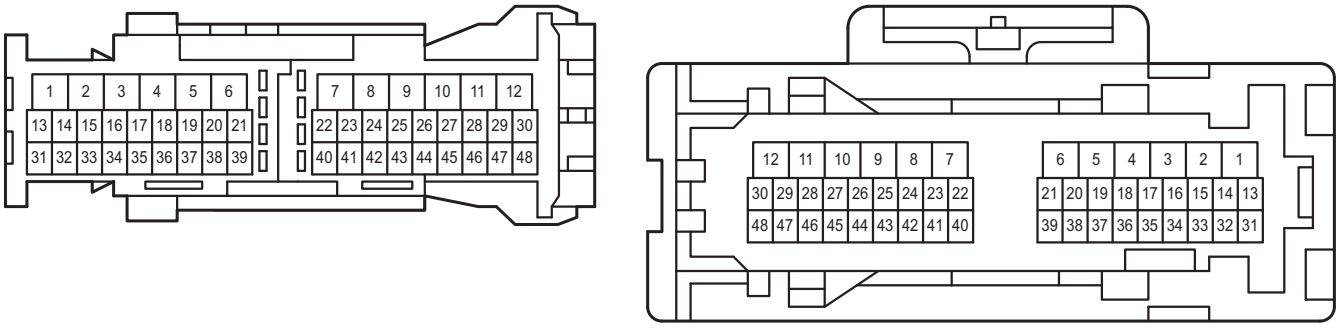

GQ1
White

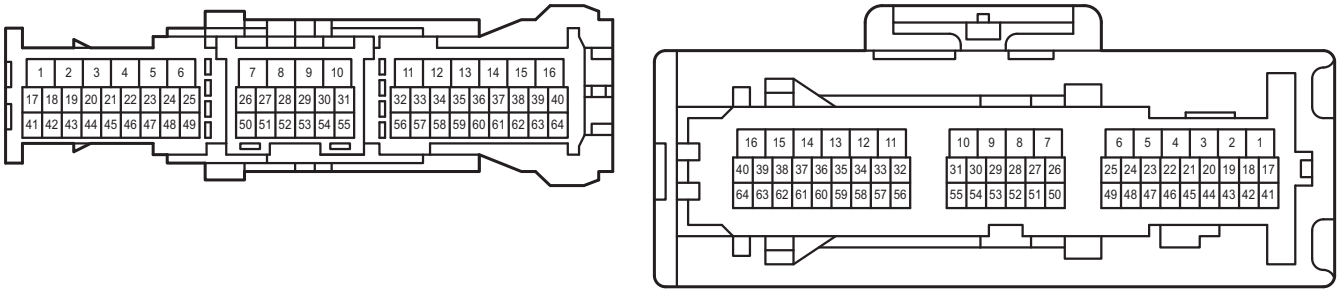

GR1
White

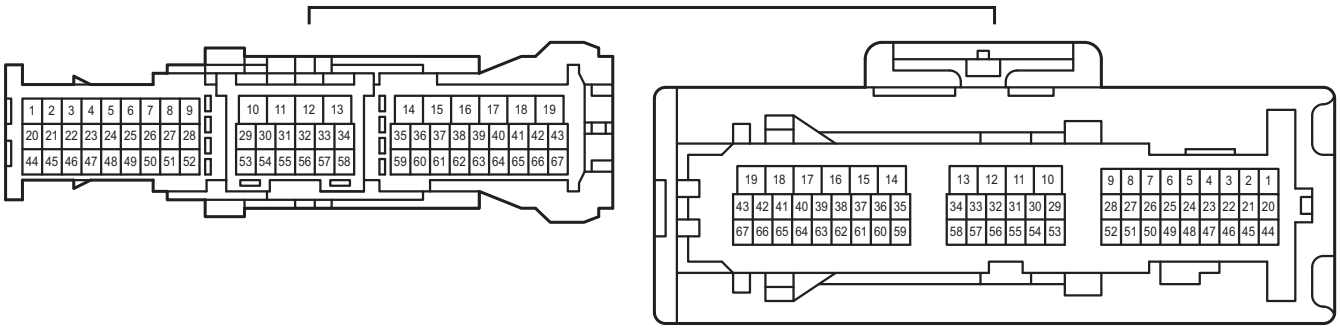

GR2
Gray

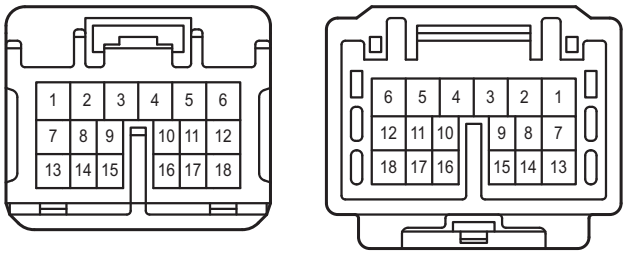

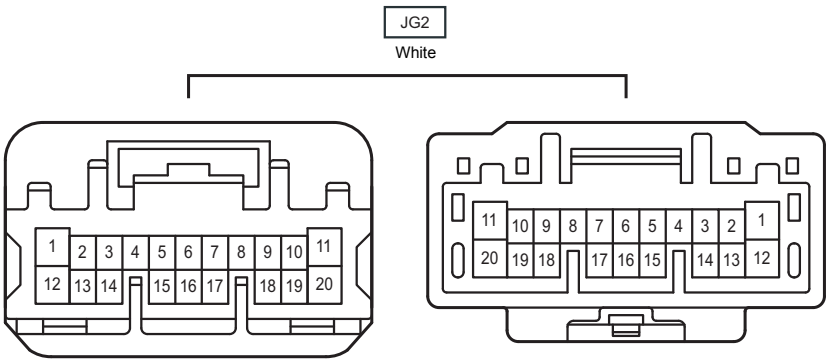
JG2
White
1 2 3 4 5 6 7 8 9 10 11
12 13 14 15 16 17 18 19 20
11 10 9 8 7 6 5 4 3 2 1
20 19 18 17 16 15 14 13 12

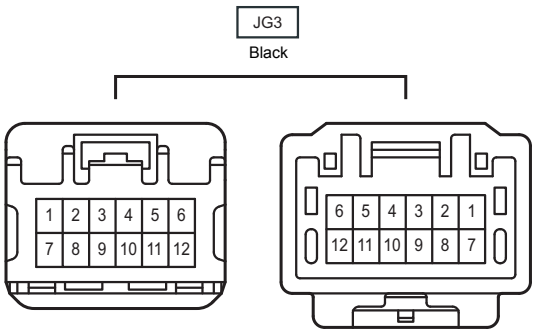
JG3
Black
1 2 3 4 5 6
7 8 9 10 11 12
6 5 4 3 2 1
12 11 10 9 8 7

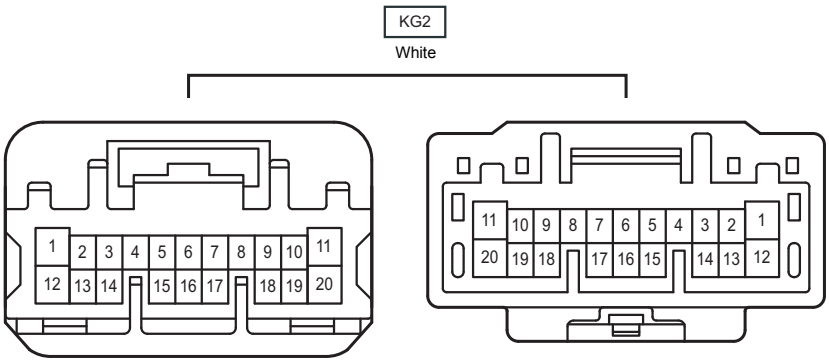
KG2
White
1 2 3 4 5 6 7 8 9 10 11
12 13 14 15 16 17 18 19 20
11 10 9 8 7 6 5 4 3 2 1
20 19 18 17 16 15 14 13 12

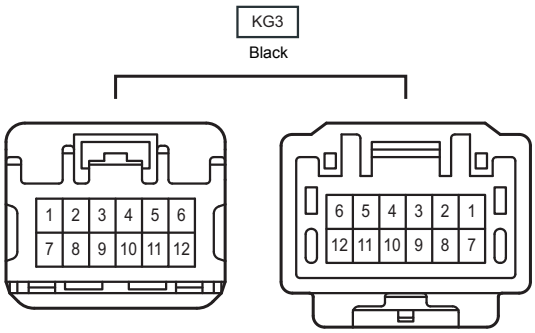
KG3
Black
1 2 3 4 5 6
7 8 9 10 11 12
6 5 4 3 2 1
12 11 10 9 8 7

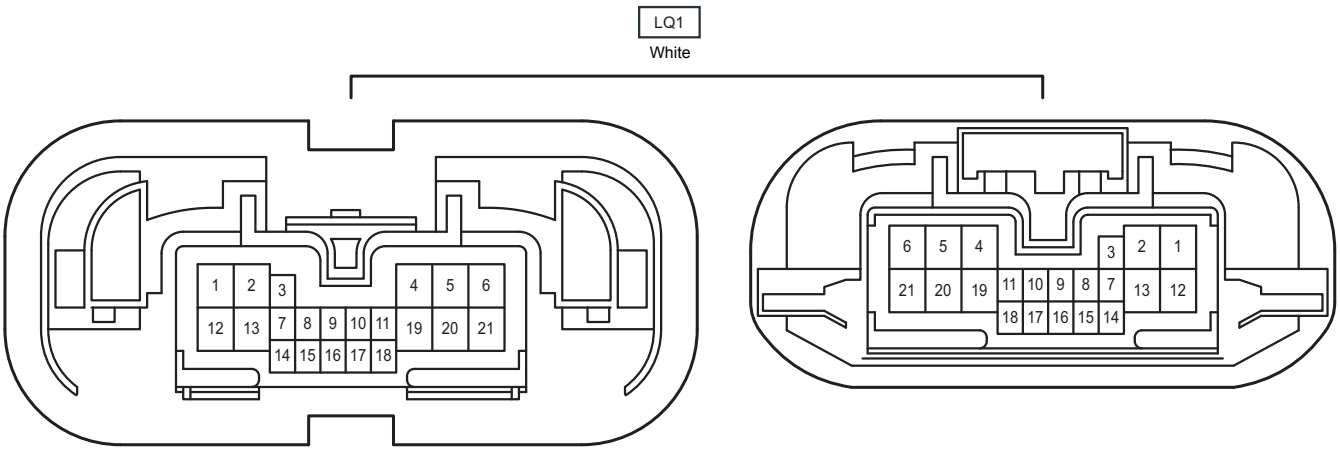
LQ1
White
1 2 3 4 5 6
12 13 7 8 9 10 11 19 20 21
14 15 16 17 18
6 5 4 3 2 1
21 20 19 11 10 9 8 7 13 12
18 17 16 15 14

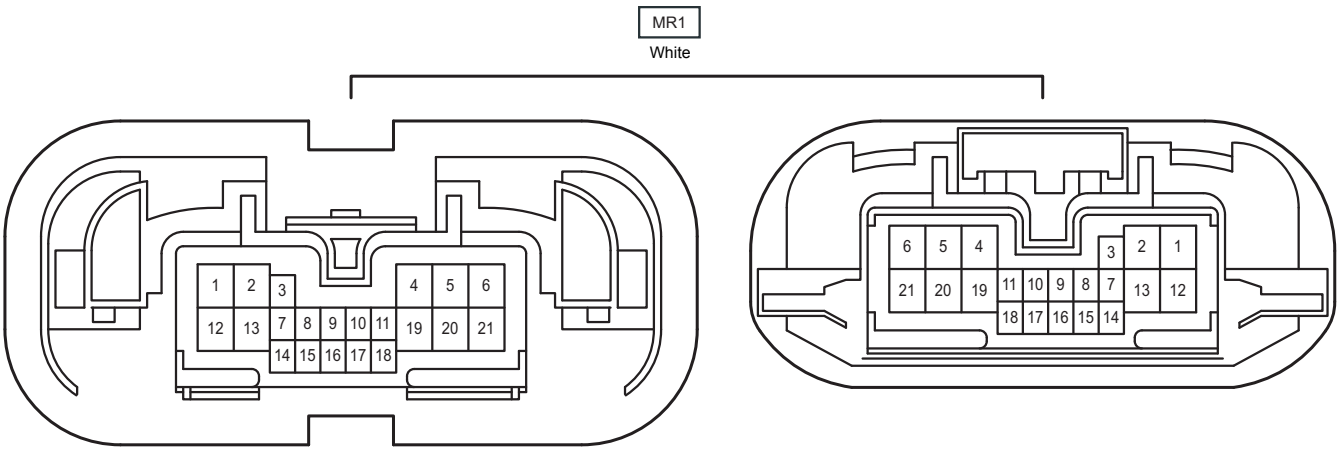
MR1
White
1 2 3 4 5 6
12 13 7 8 9 10 11 19 20 21
14 15 16 17 18
6 5 4 3 2 1
21 20 19 11 10 9 8 7 13 12
18 17 16 15 14