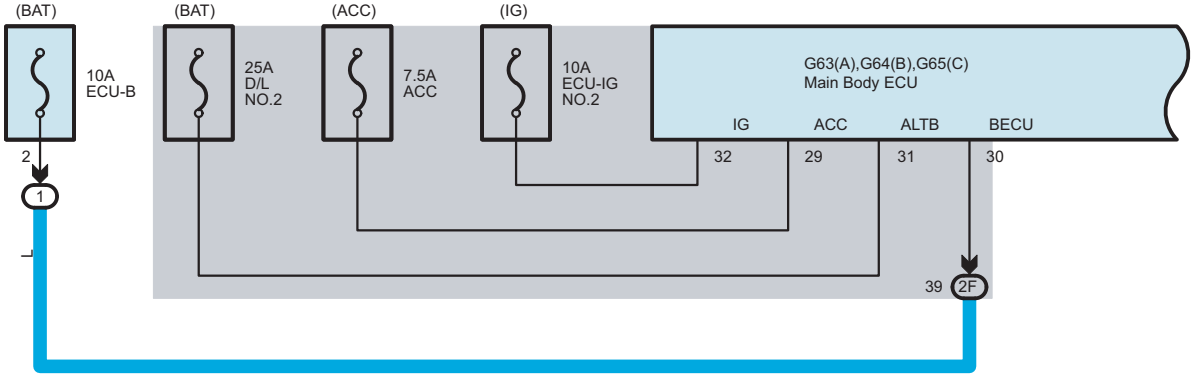
(BAT)
10A
ECU-B
2
1
(BAT)
25A
D/L
NO.2
(ACC)
7.5A
ACC
(IG)
10A
ECU-IG
NO.2
G63(A),G64(B),G65(C)
Main Body ECU
IG
ACC
ALTB
BECU
32
29
31
30
39
2F

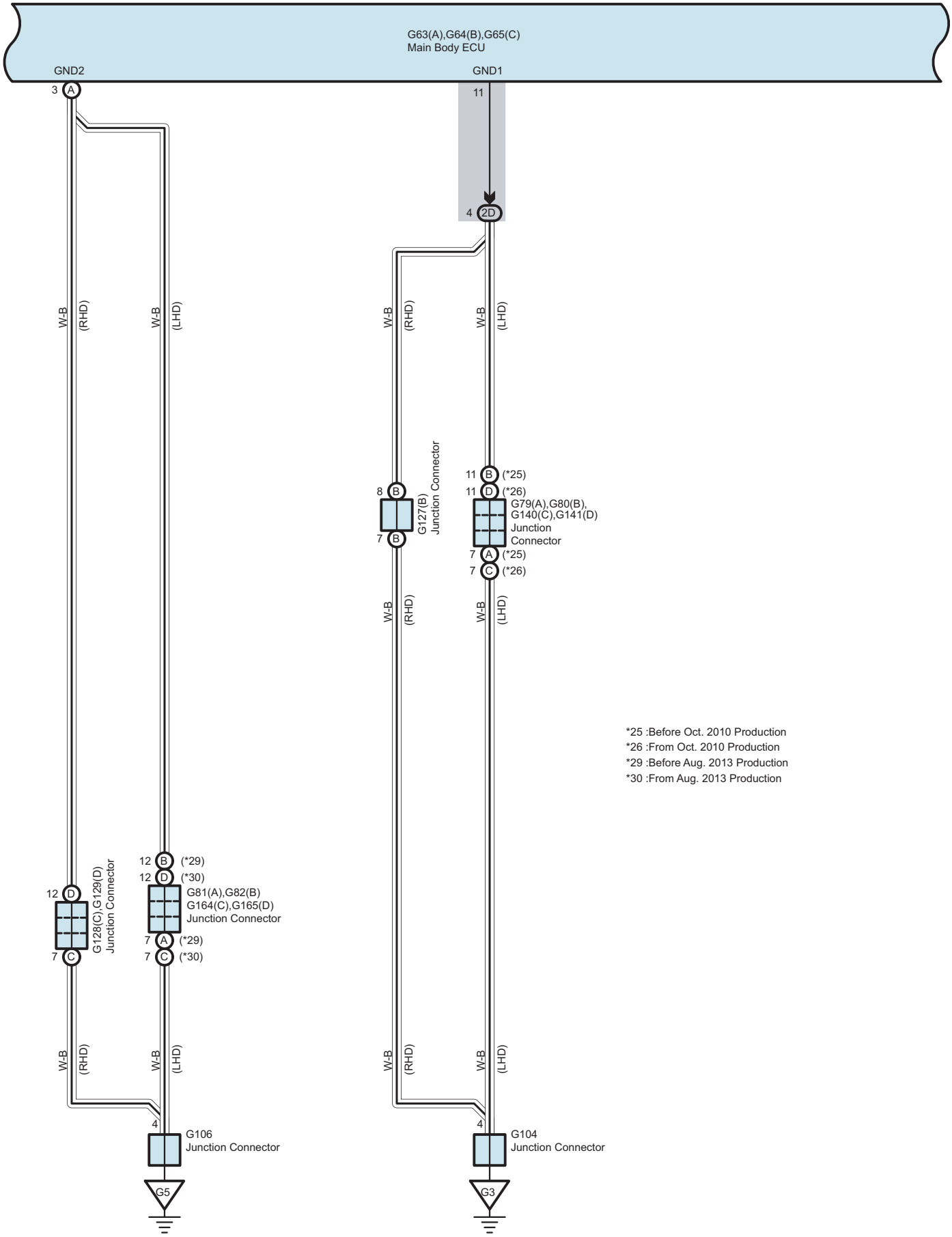
G63(A),G64(B),G65(C)
Main Body ECU
GND2
GND1
3 A
11
4 2D
W-B (RHD)
W-B (LHD)
8 B
7 B
G127(B)
Junction Connector
11 B (*25)
11 D (*26)
G79(A),G80(B),
G140(C),G141(D)
Junction
Connector
7 A (*25)
7 C (*26)
*25 :Before Oct. 2010 Production
*26 :From Oct. 2010 Production
*29 :Before Aug. 2013 Production
*30 :From Aug. 2013 Production
12 D
7 C
G128(C),G129(D)
Junction Connector
12 B (*29)
12 D (*30)
G81(A),G82(B)
G164(C),G165(D)
Junction Connector
7 A (*29)
7 C (*30)
4
G106
Junction Connector
G5
G104
Junction Connector
G3

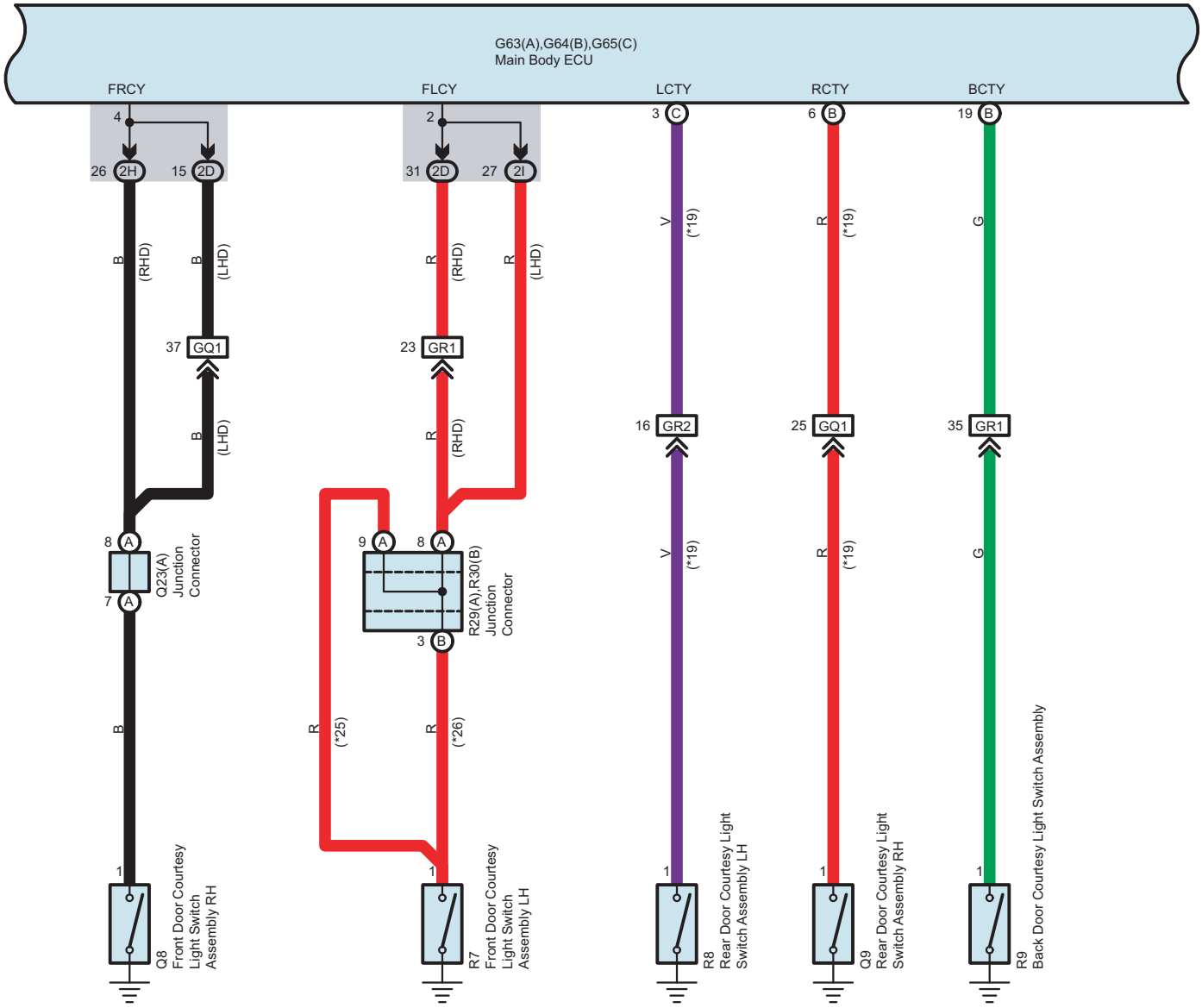

*19 :5-Door
*20 :w/ Double Locking
*21 :w/o Double Locking
*25 :Before Oct. 2010 Production
*26 :From Oct. 2010 Production

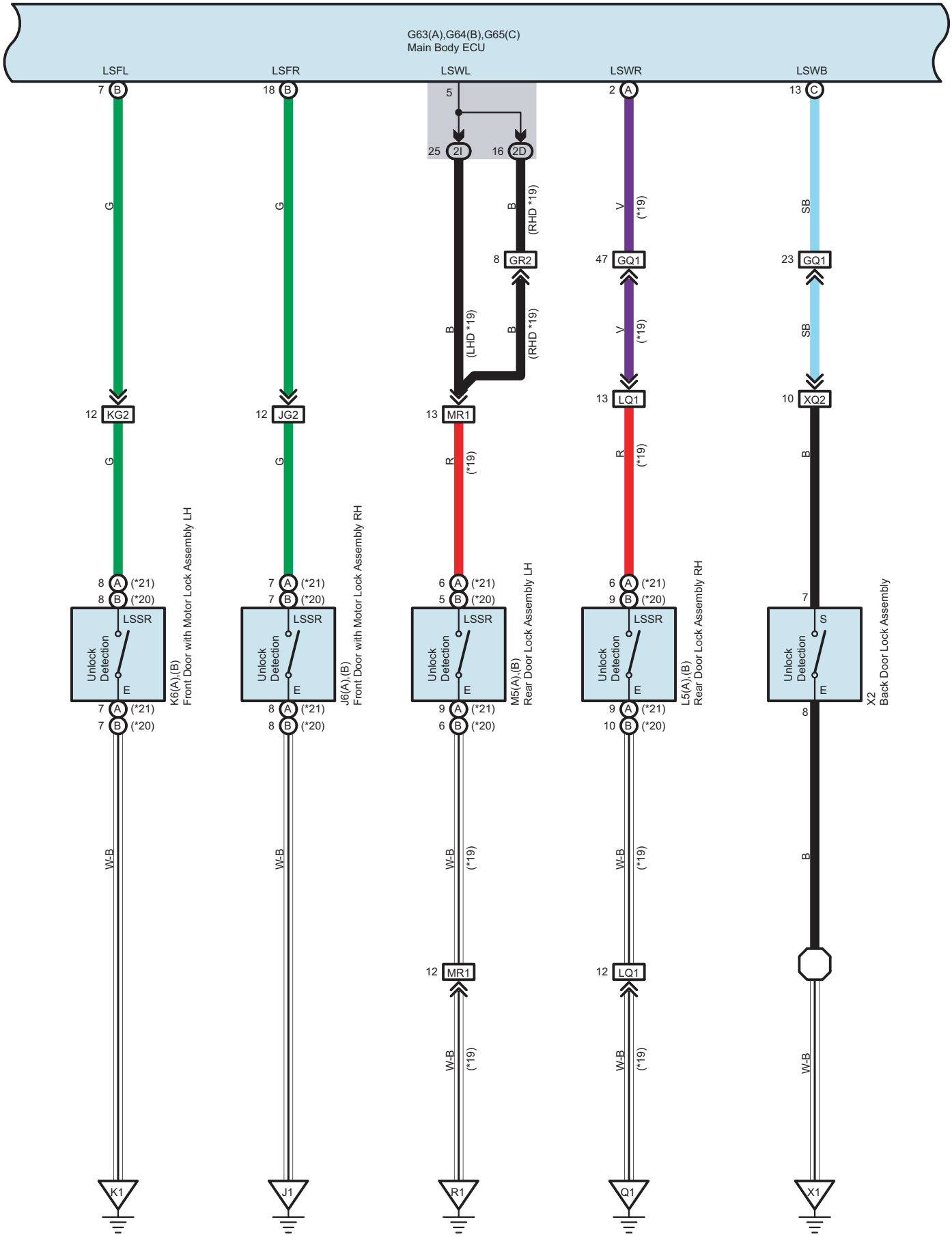
G63(A),G64(B),G65(C)
Main Body ECU
LSFL
LSFR
LSWL
LSWR
LSWB
7 B
18 B
5
2 A
13 C
25 2I
16 2D
G
B (RHD *19)
V (*19)
SB
8 GR2
47 GQ1
23 GQ1
B (LHD *19)
B (RHD *19)
V (*19)
SB
12 KG2
12 JG2
13 MR1
13 LQ1
10 XQ2
G
G
R (*19)
R (*19)
B
8 A (*21)
8 B (*20)
7 A (*21)
7 B (*20)
6 A (*21)
5 B (*20)
6 A (*21)
9 B (*20)
7
LSSR
Unlock Detection
E
S
K6(A),(B)
Front Door with Motor Lock Assembly LH
J6(A),(B)
Front Door with Motor Lock Assembly RH
M5(A),(B)
Rear Door Lock Assembly LH
L5(A),(B)
Rear Door Lock Assembly RH
X2
Back Door Lock Assembly
7 A (*21)
7 B (*20)
8 A (*21)
8 B (*20)
9 A (*21)
6 B (*20)
9 A (*21)
10 B (*20)
8
W-B
W-B
W-B (*19)
W-B (*19)
B
12 MR1
12 LQ1
W-B (*19)
W-B (*19)
W-B
K1
J1
R1
Q1
X1

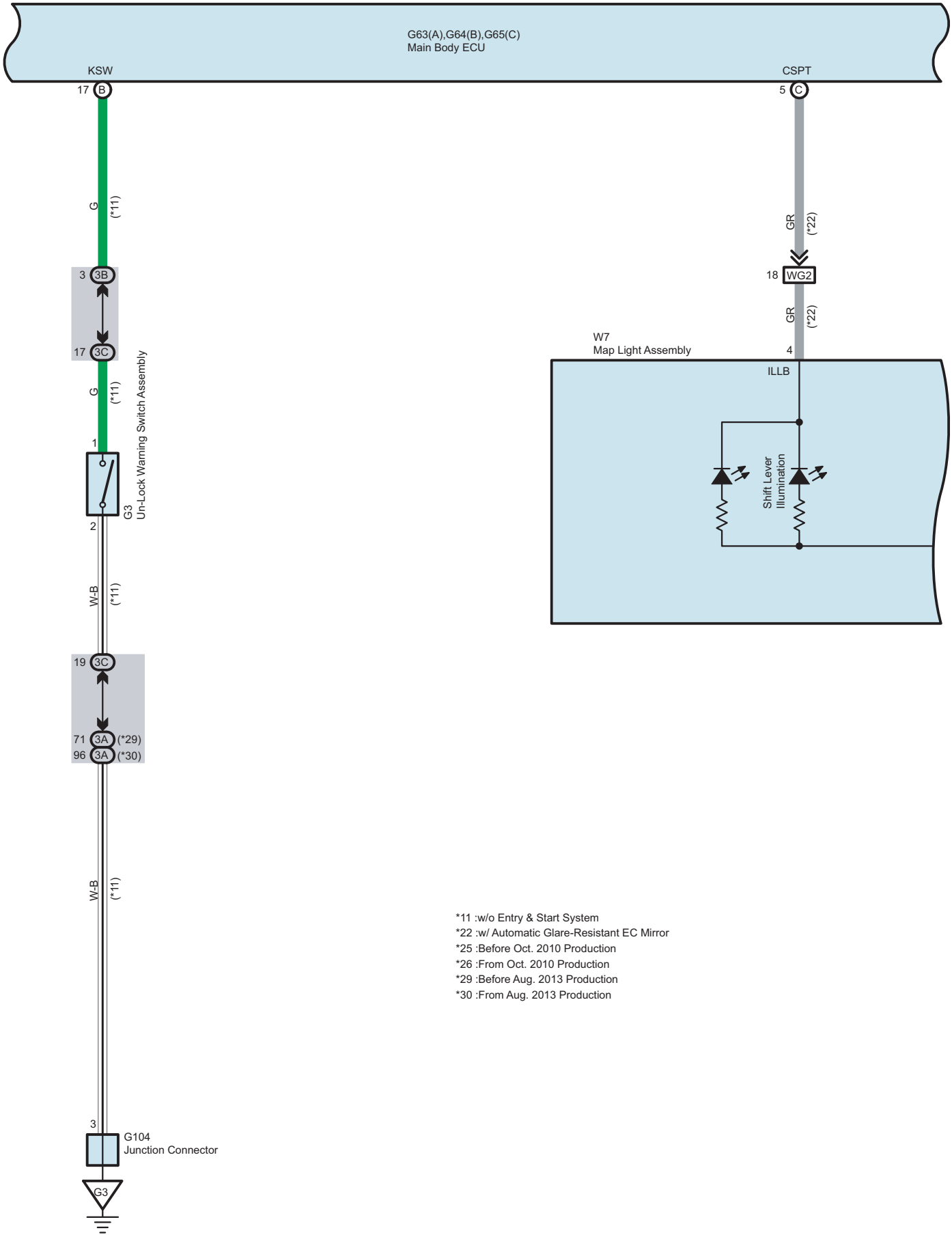

*11 :w/o Entry & Start System
*22 :w/ Automatic Glare-Resistant EC Mirror
*25 :Before Oct. 2010 Production
*26 :From Oct. 2010 Production
*29 :Before Aug. 2013 Production
*30 :From Aug. 2013 Production

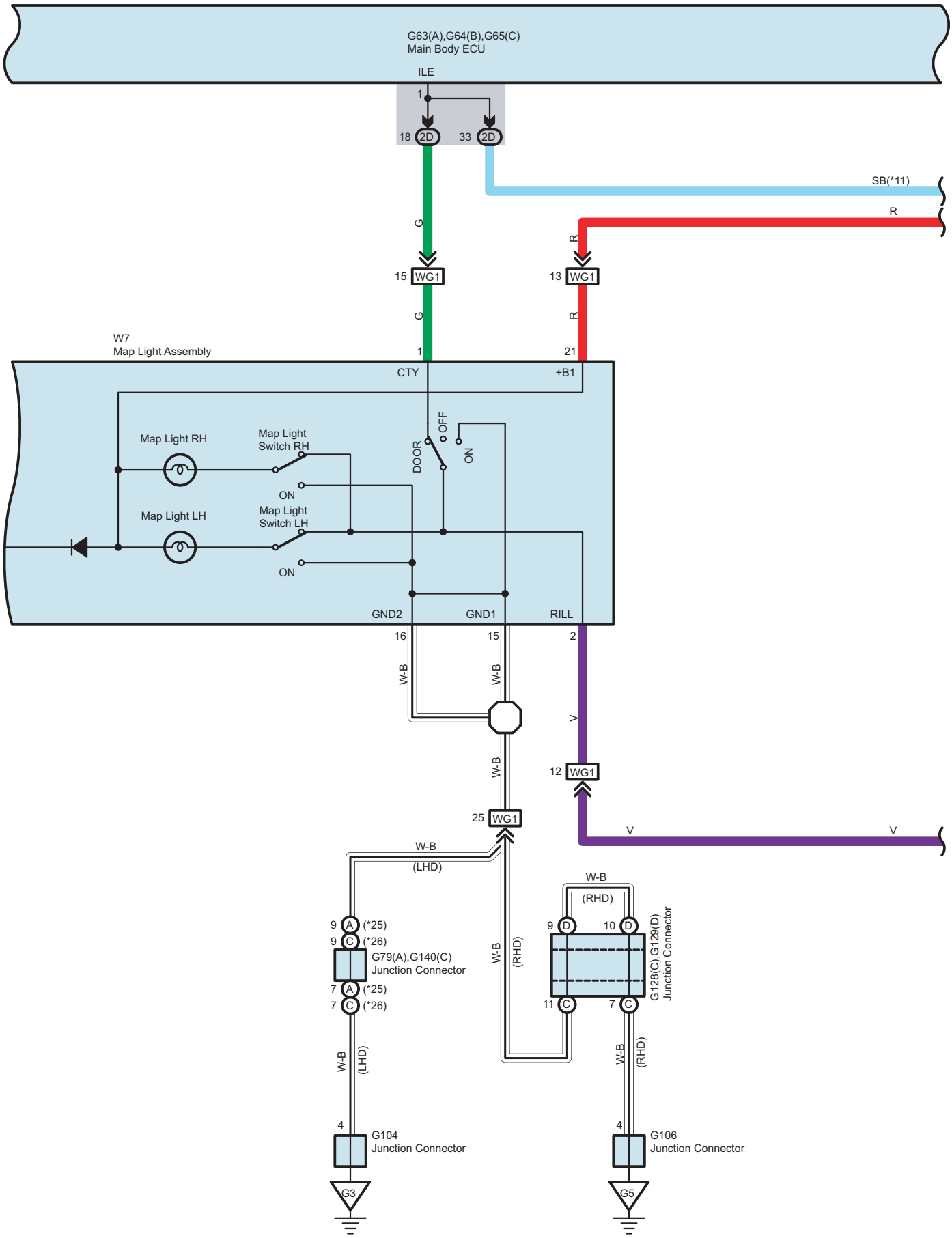
G63(A),G64(B),G65(C)
Main Body ECU
ILE
1
18 2D
33 2D
SB(*11)
R
G
R
15 WG1
13 WG1
G
R
W7
Map Light Assembly
1
21
CTY
+B1
Map Light RH
Map Light
Switch RH
ON
Map Light LH
Map Light
Switch LH
ON
DOOR
OFF
ON
GND2
GND1
RILL
16
15
2
W-B
W-B
V
W-B
12 WG1
25 WG1
V
V
W-B
(LHD)
W-B
(RHD)
9 A (*25)
9 C (*26)
G79(A),G140(C)
Junction Connector
7 A (*25)
7 C (*26)
W-B
(LHD)
4
G104
Junction Connector
G3
W-B
(RHD)
9 D
10 D
G128(C),G129(D)
Junction Connector
11 C
7 C
W-B
(RHD)
4
G106
Junction Connector
G5

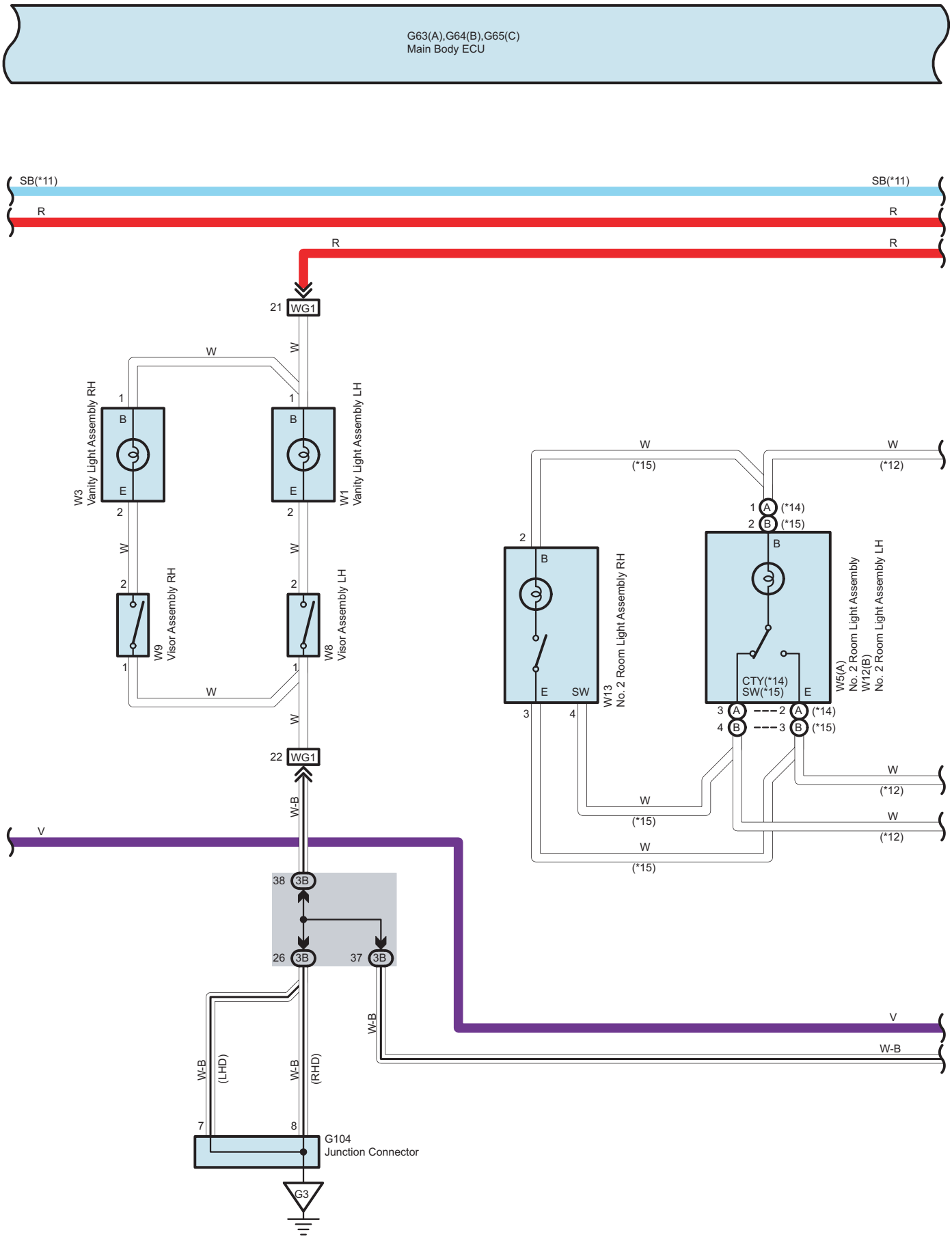
G63(A),G64(B),G65(C)
Main Body ECU
SB(*11)
R
21 WG1
22 WG1
W
W-B
V
W3
Vanity Light Assembly RH
W1
Vanity Light Assembly LH
W9
Visor Assembly RH
W8
Visor Assembly LH
W13
No. 2 Room Light Assembly RH
W5(A)
No. 2 Room Light Assembly
W12(B)
No. 2 Room Light Assembly LH
CTY(*14)
SW(*15)
(*14)
(*15)
(*12)
38 3B
26 3B
37 3B
(LHD)
(RHD)
G104
Junction Connector
G3

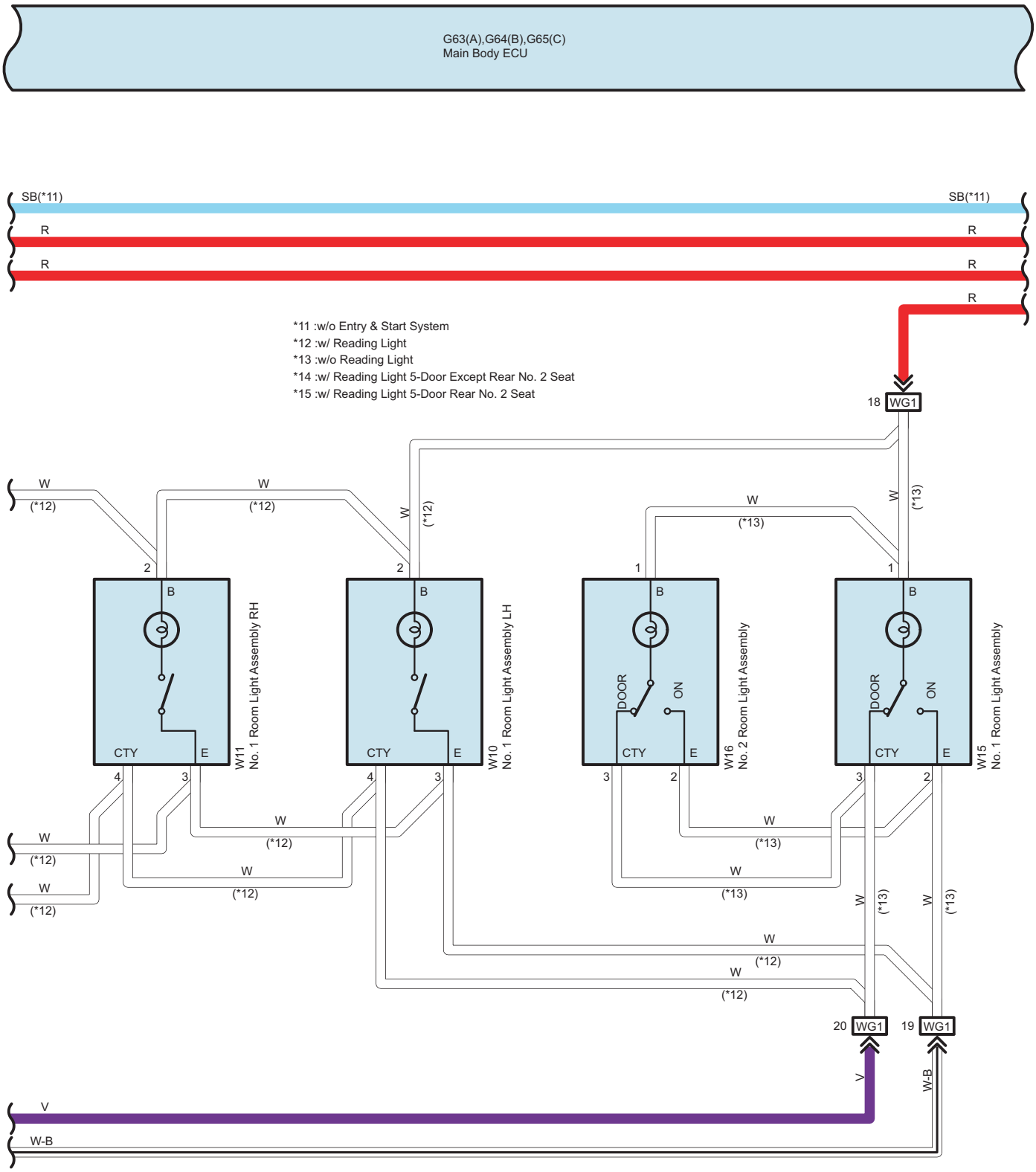
G63(A),G64(B),G65(C)
Main Body ECU
SB(*11)
SB(*11)
R
R
R
R
R
*11 :w/o Entry & Start System
*12 :w/ Reading Light
*13 :w/o Reading Light
*14 :w/ Reading Light 5-Door Except Rear No. 2 Seat
*15 :w/ Reading Light 5-Door Rear No. 2 Seat
18 WG1
W
(*12)
W
(*12)
W
(*12)
W
(*13)
W
(*13)
2
B
CTY
E
W11
No. 1 Room Light Assembly RH
2
B
CTY
E
W10
No. 1 Room Light Assembly LH
1
B
DOOR
ON
CTY
E
W16
No. 2 Room Light Assembly
1
B
DOOR
ON
CTY
E
W15
No. 1 Room Light Assembly
4
3
4
3
3
2
3
2
W
(*12)
W
(*12)
W
(*12)
W
(*12)
W
(*13)
W
(*13)
W
(*13)
W
(*13)
W
(*12)
W
(*12)
20 WG1
19 WG1
V
W-B
V
W-B

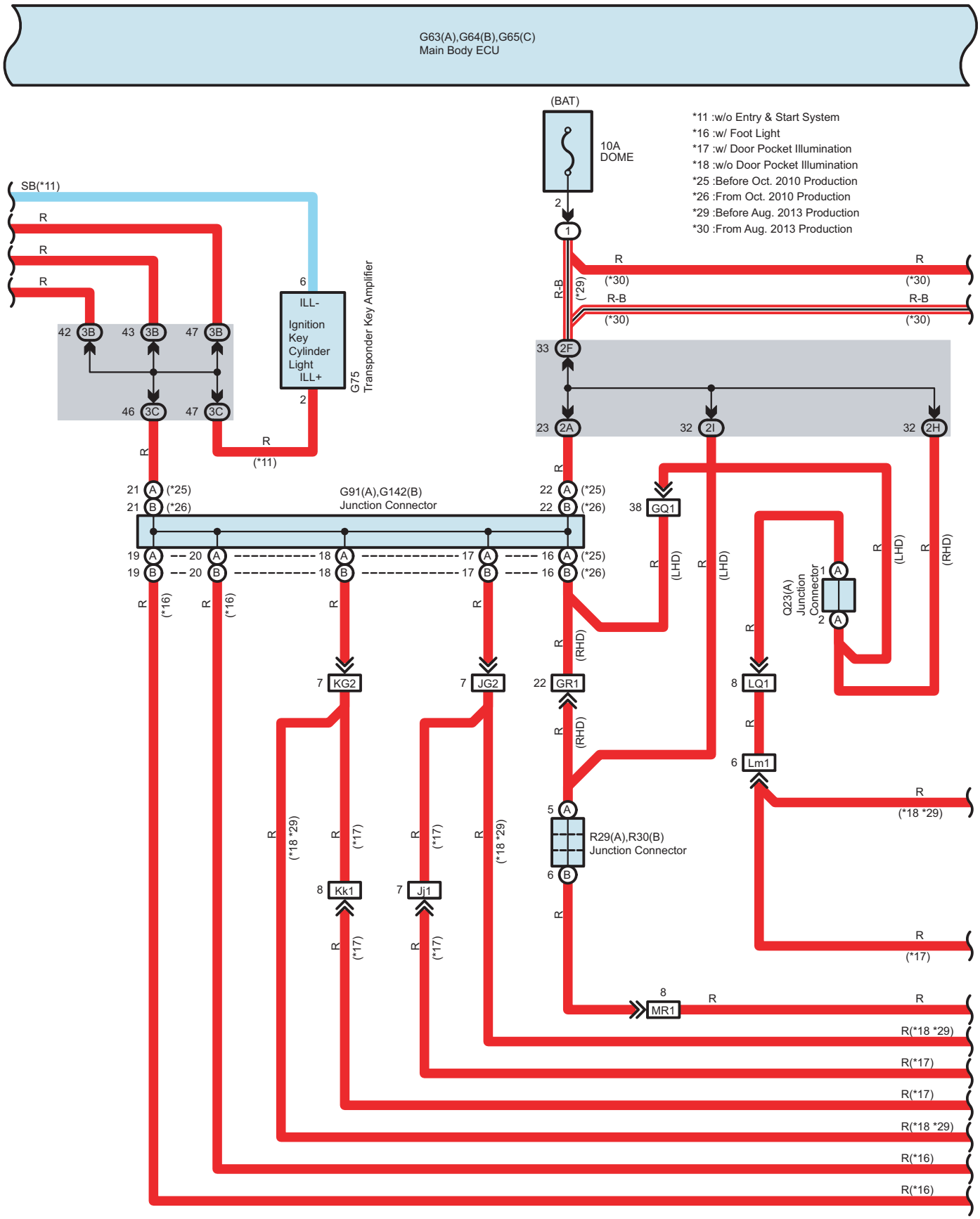
G63(A),G64(B),G65(C)
Main Body ECU
(BAT)
10A
DOME
*11 :w/o Entry & Start System
*16 :w/ Foot Light
*17 :w/ Door Pocket Illumination
*18 :w/o Door Pocket Illumination
*25 :Before Oct. 2010 Production
*26 :From Oct. 2010 Production
*29 :Before Aug. 2013 Production
*30 :From Aug. 2013 Production
SB(*11)
ILL-
Ignition
Key
Cylinder
Light
ILL+
G75
Transponder Key Amplifier
G91(A),G142(B)
Junction Connector
Q23(A)
Junction
Connector
R29(A),R30(B)
Junction Connector
GQ1
GR1
KG2
JG2
Kk1
Ji1
LQ1
Lm1
MR1
R(*18 *29)
R(*17)
R(*16)

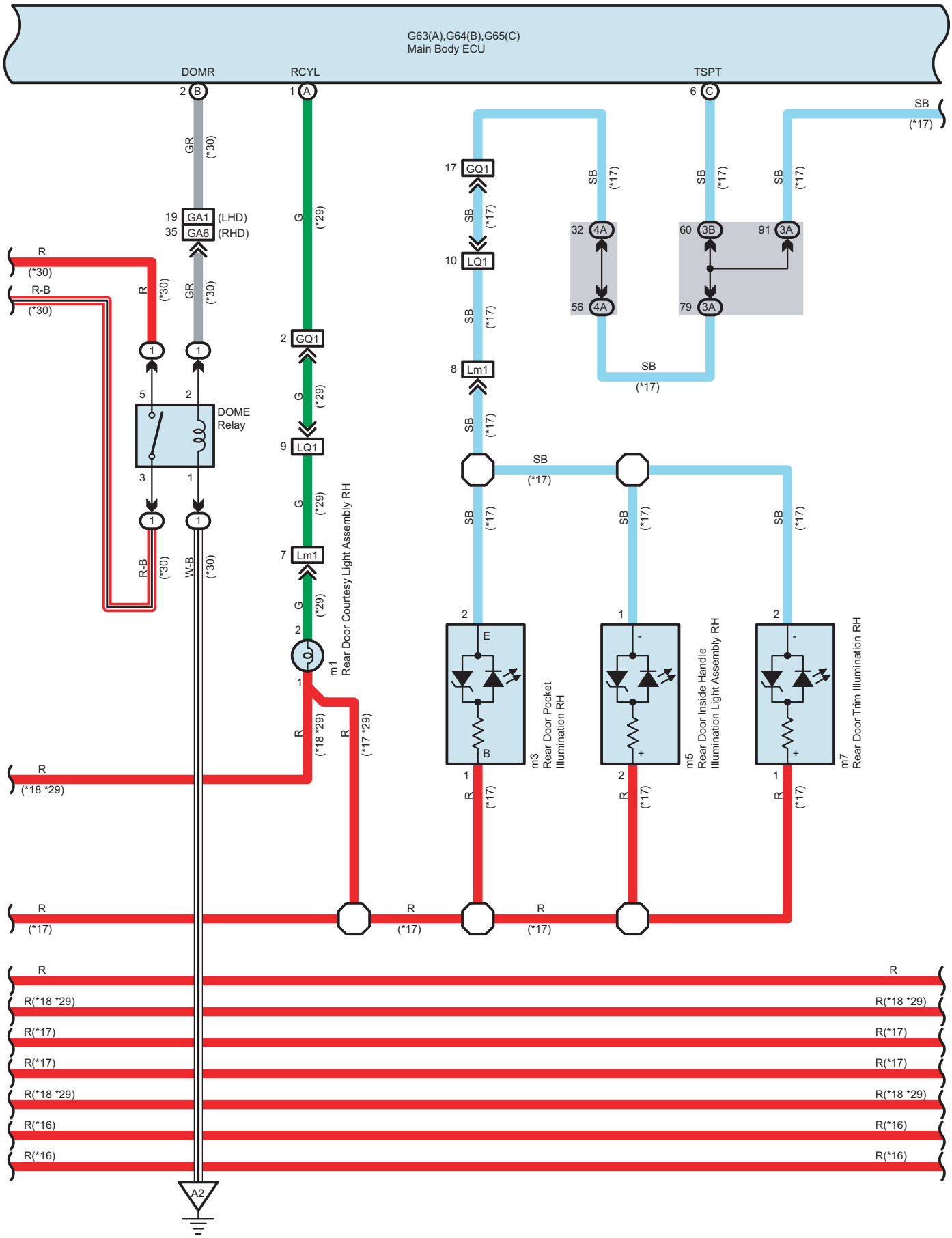
G63(A),G64(B),G65(C)
Main Body ECU
DOMR
RCYL
TSPT
GA1 (LHD)
GA6 (RHD)
DOME Relay
GQ1
LQ1
Lm1
m1 Rear Door Courtesy Light Assembly RH
m3 Rear Door Pocket Illumination RH
m5 Rear Door Inside Handle Illumination Light Assembly RH
m7 Rear Door Trim Illumination RH
4A
3B
3A
A2

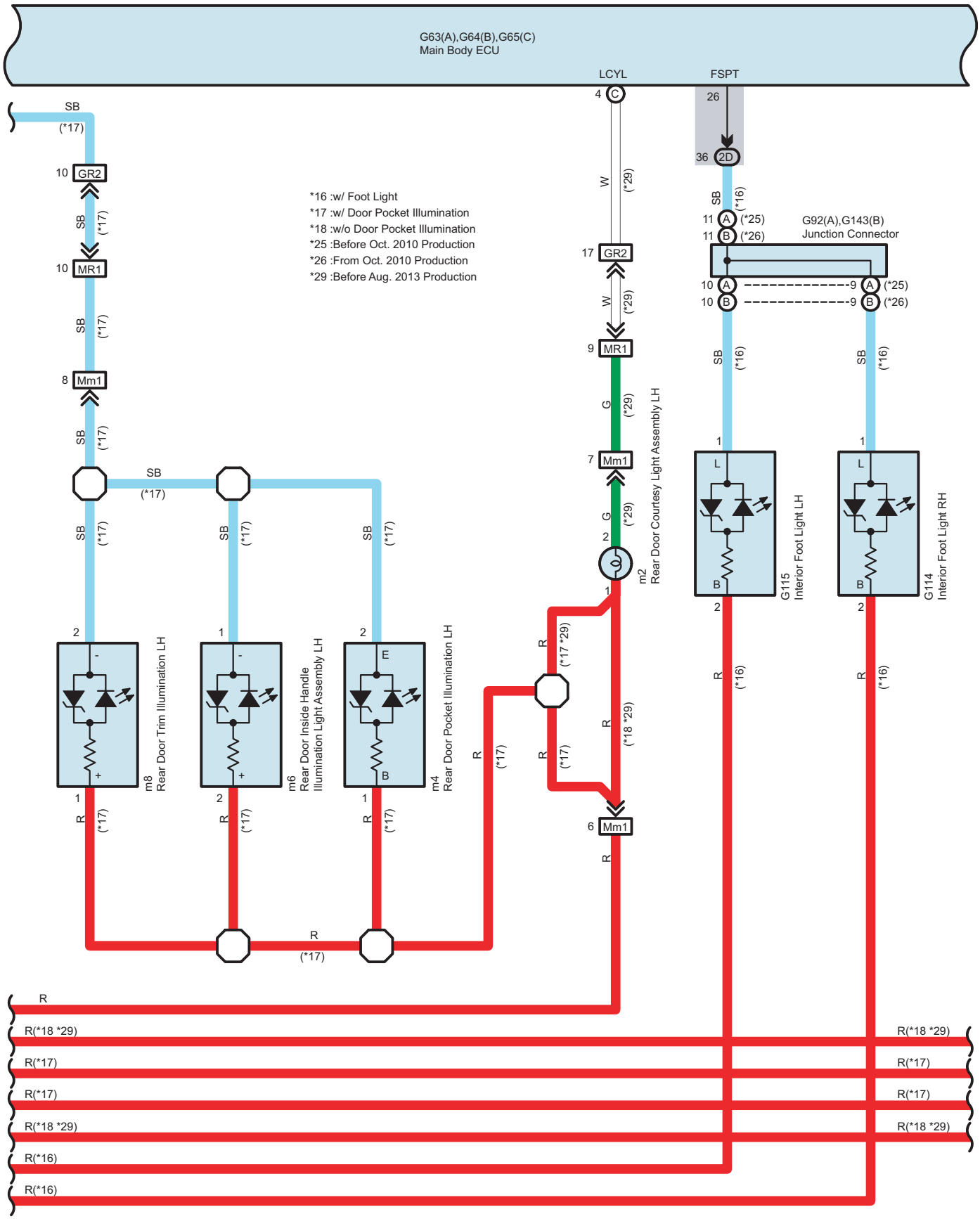
G63(A),G64(B),G65(C)
Main Body ECU
LCYL
FSPT
*16 :w/ Foot Light
*17 :w/ Door Pocket Illumination
*18 :w/o Door Pocket Illumination
*25 :Before Oct. 2010 Production
*26 :From Oct. 2010 Production
*29 :Before Aug. 2013 Production
G92(A),G143(B)
Junction Connector
m8
Rear Door Trim Illumination LH
m6
Rear Door Inside Handle
Illumination Light Assembly LH
m4
Rear Door Pocket Illumination LH
m2
Rear Door Courtesy Light Assembly LH
G115
Interior Foot Light LH
G114
Interior Foot Light RH
R(*18 *29)
R(*17)
R(*16)

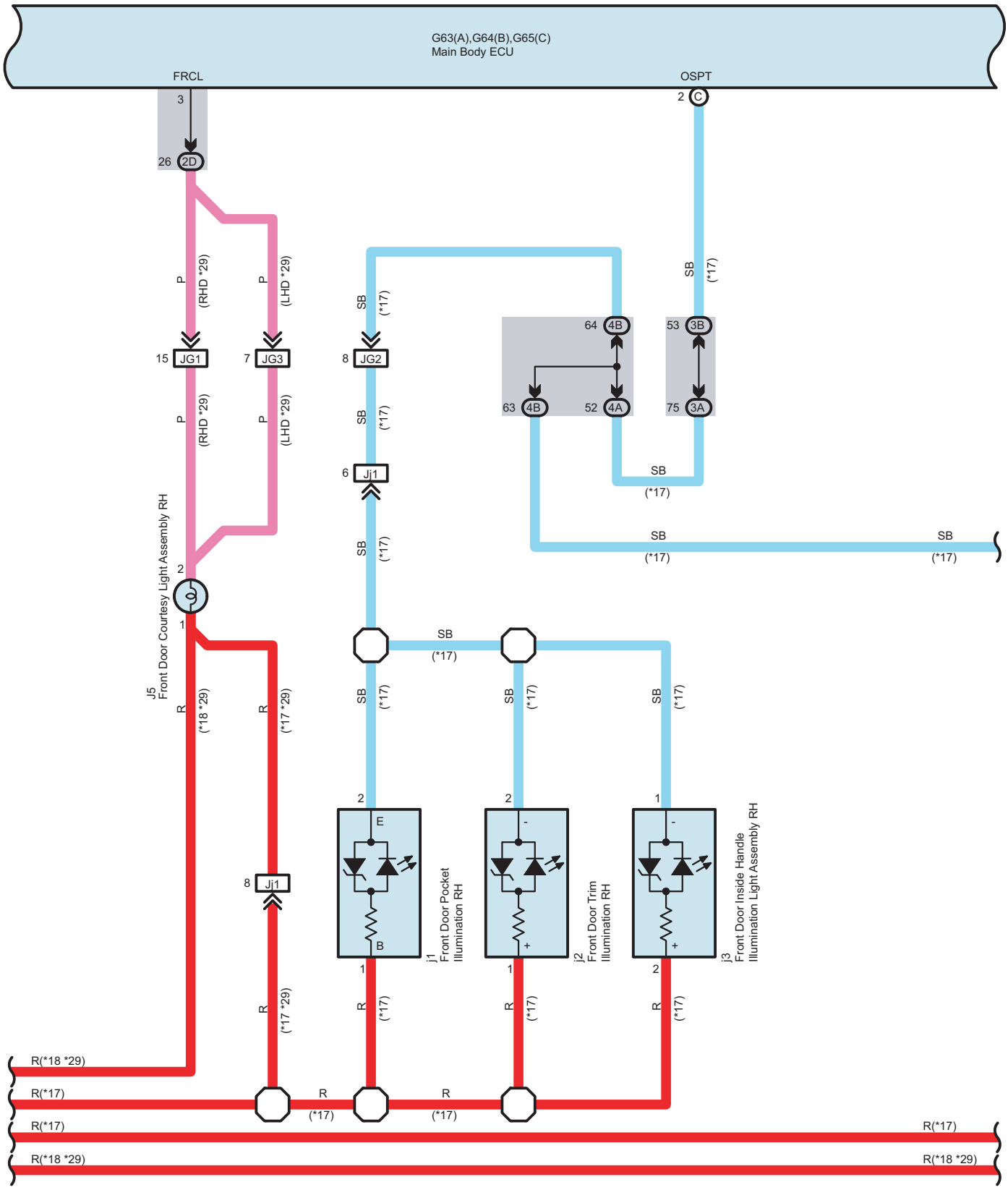
G63(A),G64(B),G65(C)
Main Body ECU
FRCL
OSPT
3
26 2D
2 C
P (RHD *29)
P (LHD *29)
15 JG1
7 JG3
8 JG2
SB (*17)
64 4B
53 3B
63 4B
52 4A
75 3A
6 Ji1
2
1
J5
Front Door Courtesy Light Assembly RH
R (*18 *29)
R (*17 *29)
8 Ji1
E
B
j1
Front Door Pocket
Illumination RH
j2
Front Door Trim
Illumination RH
j3
Front Door Inside Handle
Illumination Light Assembly RH
R(*18 *29)
R(*17)

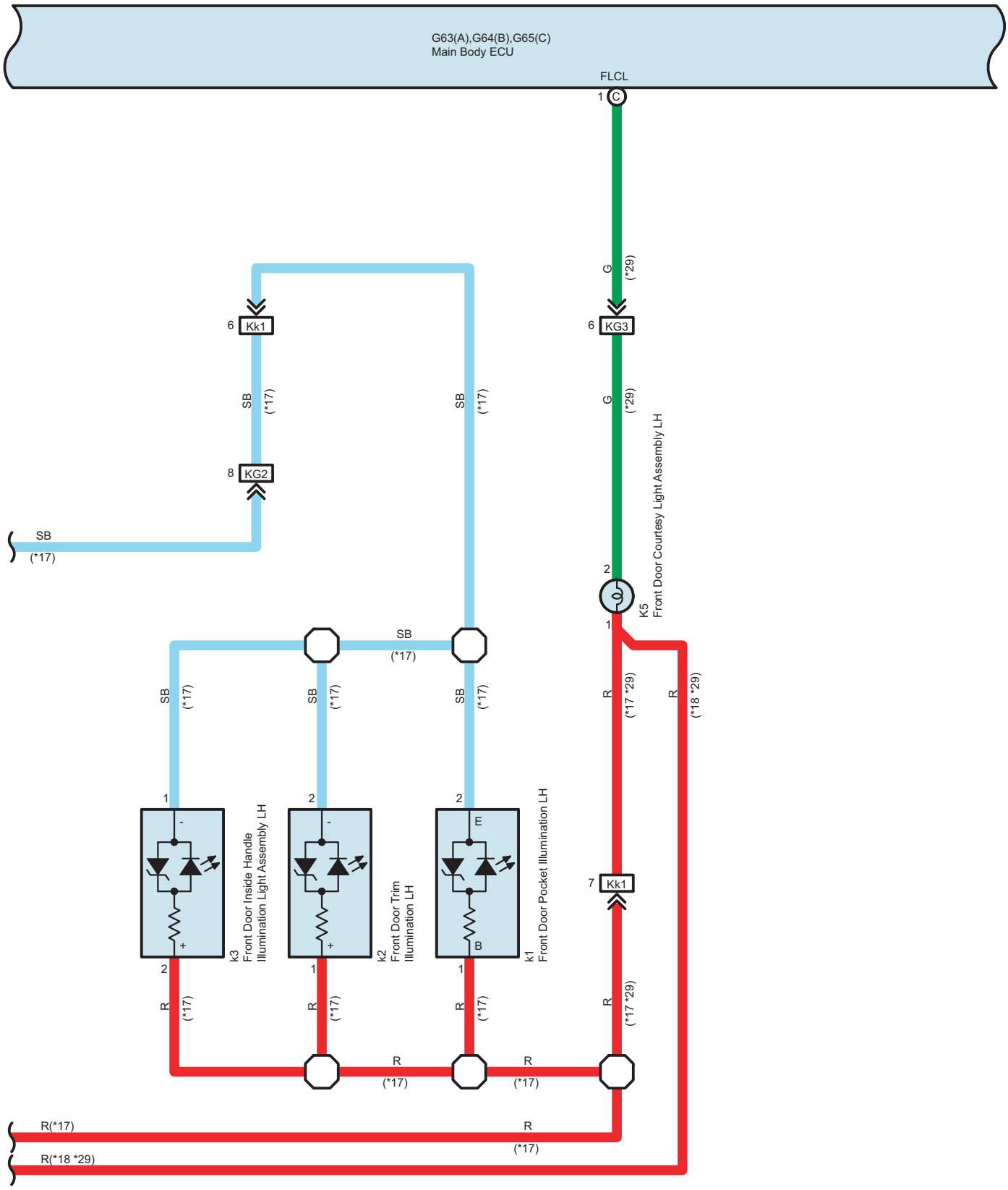
G63(A),G64(B),G65(C)
Main Body ECU
FLCL
1 C
G
(*29)
6 KG3
G
(*29)
K5
Front Door Courtesy Light Assembly LH
2
1
6 Kk1
SB
(*17)
SB
(*17)
8 KG2
SB
(*17)
SB
(*17)
SB
(*17)
SB
(*17)
SB
(*17)
R
(*17 *29)
R
(*18 *29)
1
2
2
k3
Front Door Inside Handle
Illumination Light Assembly LH
k2
Front Door Trim
Illumination LH
k1
Front Door Pocket Illumination LH
E
B
7 Kk1
2
1
1
R
(*17)
R
(*17)
R
(*17)
R
(*17 *29)
R
(*17)
R
(*17)
R(*17)
R
(*17)
R(*18 *29)

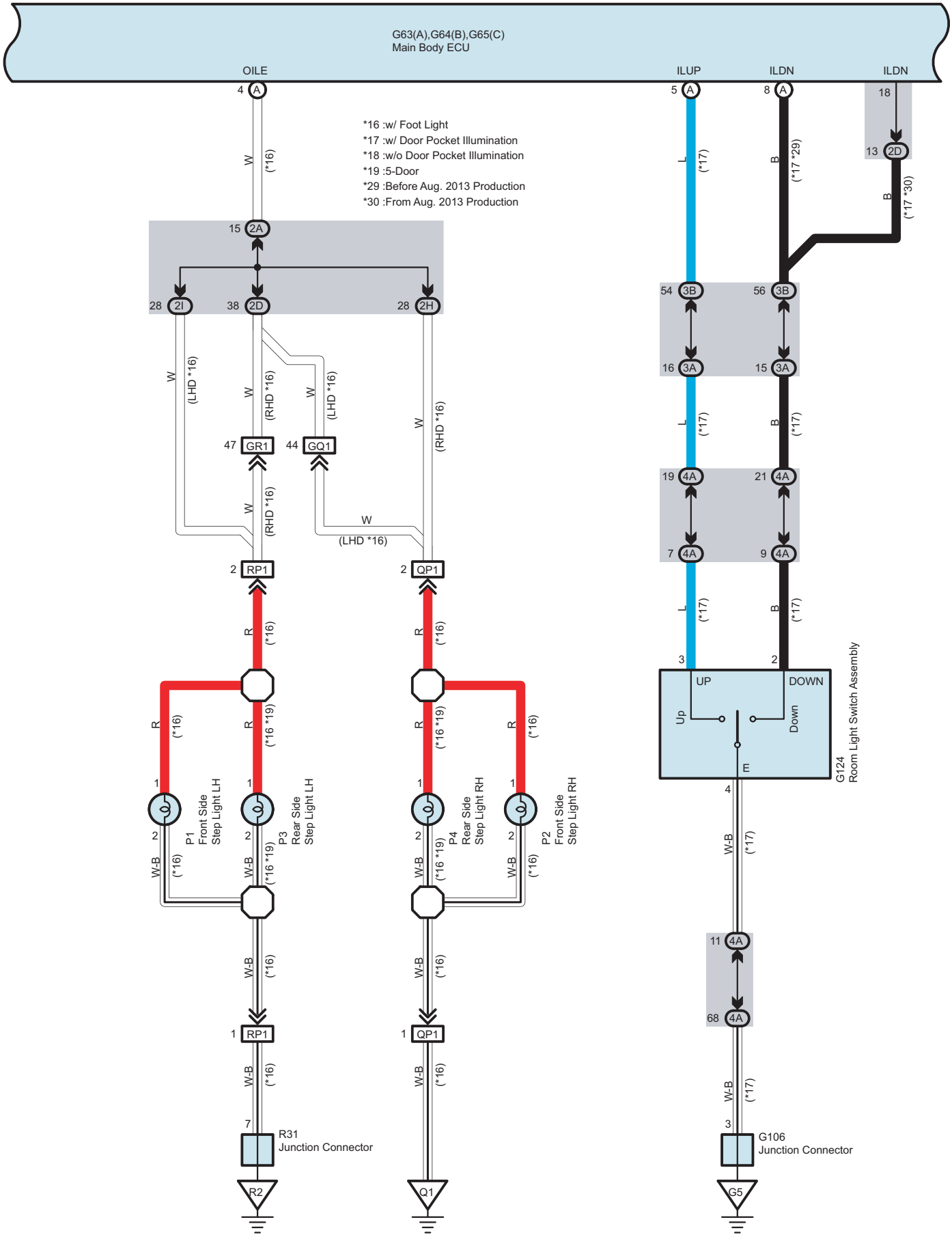
G63(A),G64(B),G65(C)
Main Body ECU
OILE
ILUP
ILDN
ILDN
*16 :w/ Foot Light
*17 :w/ Door Pocket Illumination
*18 :w/o Door Pocket Illumination
*19 :5-Door
*29 :Before Aug. 2013 Production
*30 :From Aug. 2013 Production
P1 Front Side Step Light LH
P3 Rear Side Step Light LH
P4 Rear Side Step Light RH
P2 Front Side Step Light RH
G124 Room Light Switch Assembly
UP
DOWN
Up
Down
R31 Junction Connector
G106 Junction Connector
R2
Q1
G5

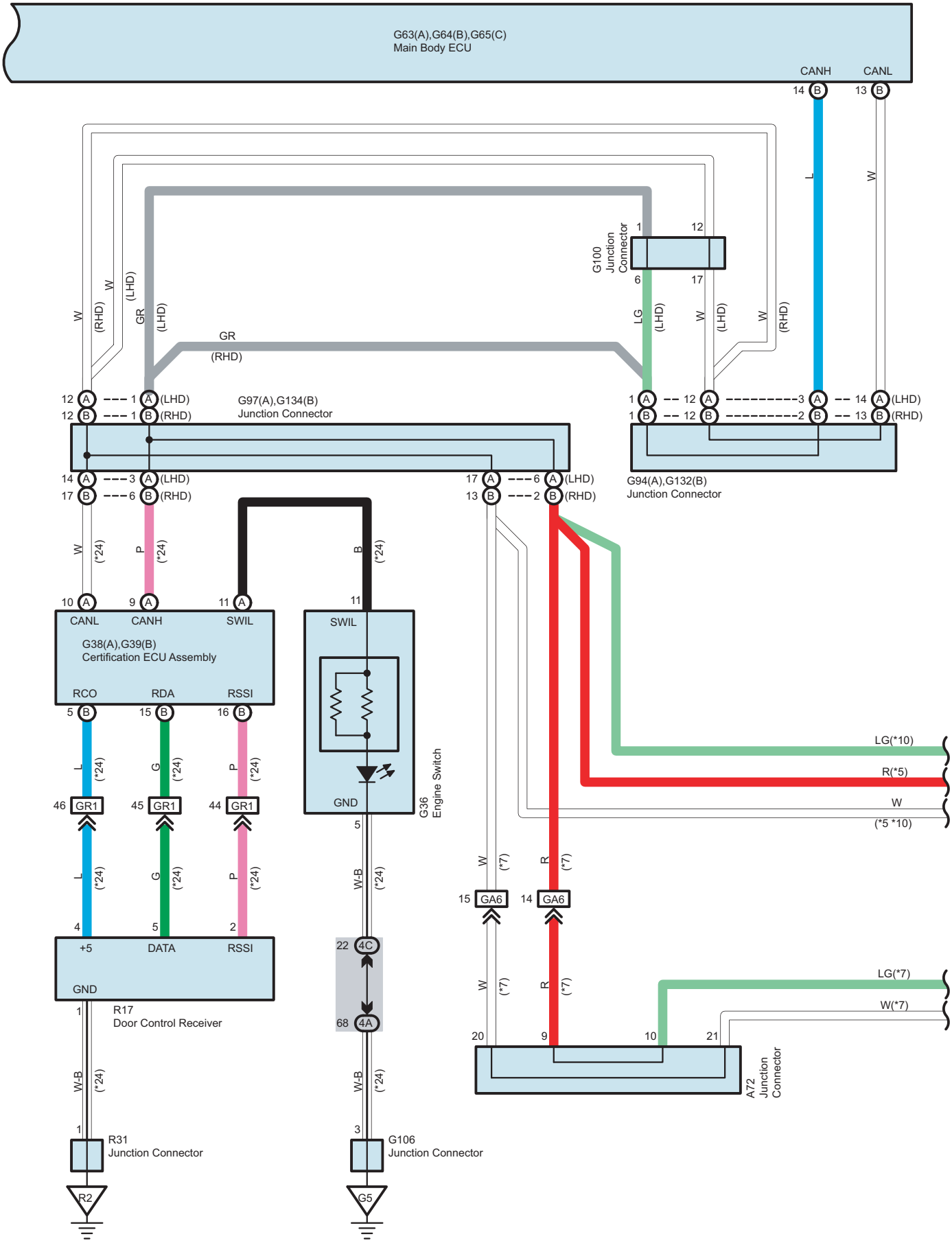
G63(A),G64(B),G65(C)
Main Body ECU
CANH
CANL
G100
Junction
Connector
G97(A),G134(B)
Junction Connector
G94(A),G132(B)
Junction Connector
G38(A),G39(B)
Certification ECU Assembly
CANL
CANH
SWIL
RCO
RDA
RSSI
GND
G36
Engine Switch
R17
Door Control Receiver
+5
DATA
RSSI
GND
R31
Junction Connector
G106
Junction Connector
A72
Junction
Connector
LG(*10)
R(*5)
W
(*5 *10)
LG(*7)
W(*7)

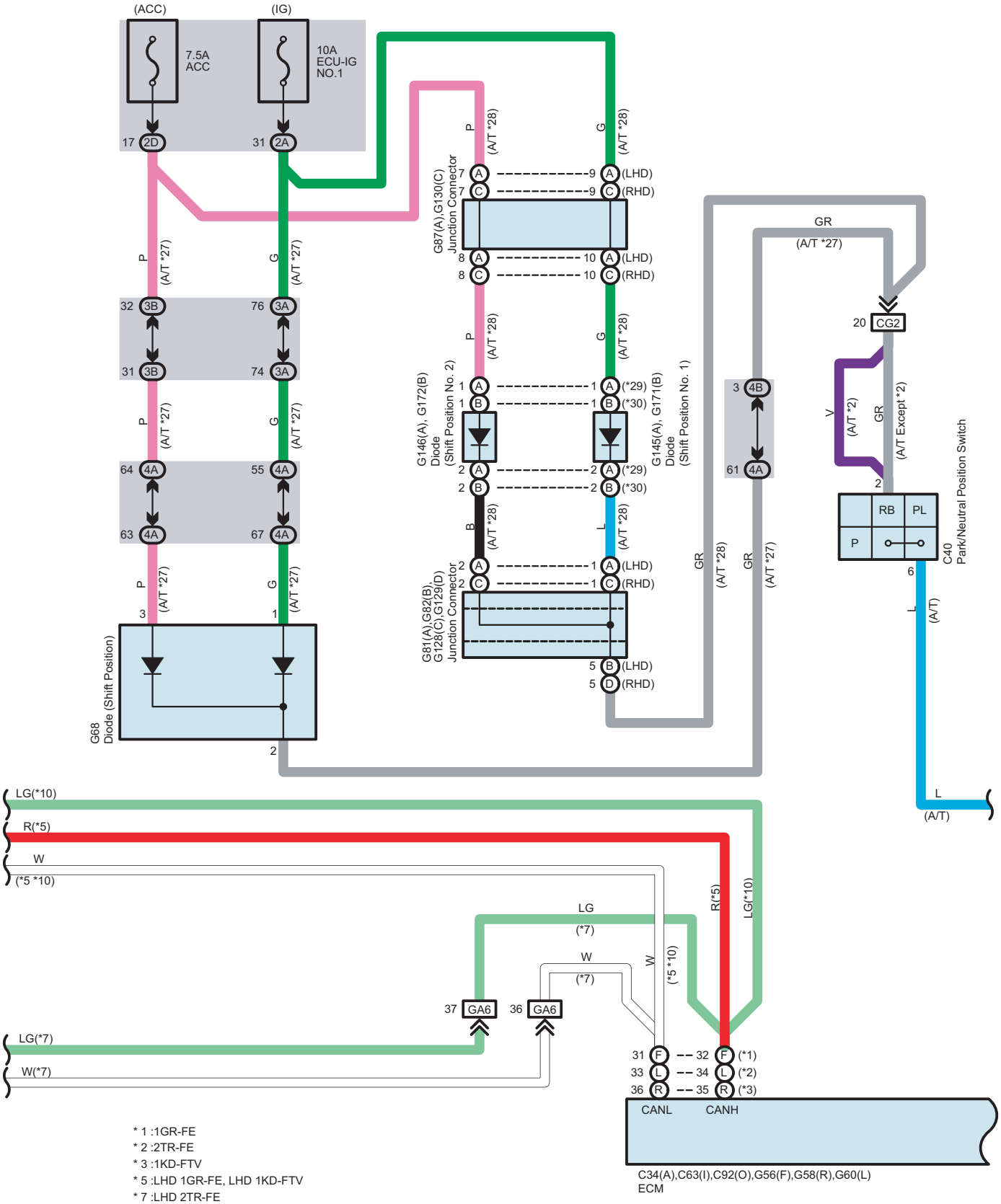

* 1 :1GR-FE
* 2 :2TR-FE
* 3 :1KD-FTV
* 5 :LHD 1GR-FE, LHD 1KD-FTV
* 7 :LHD 2TR-FE
*10 :RHD 1GR-FE, RHD 1KD-FTV, RHD 2TR-FE
*24 :w/ Entry & Start System
*27 :For production through approximately Jan. 2011
*28 :For production from approximately Jan. 2011
*29 :Before Aug. 2013 Production
*30 :From Aug. 2013 Production

* 1 :1GR-FE
* 2 :2TR-FE
* 3 :1KD-FTV

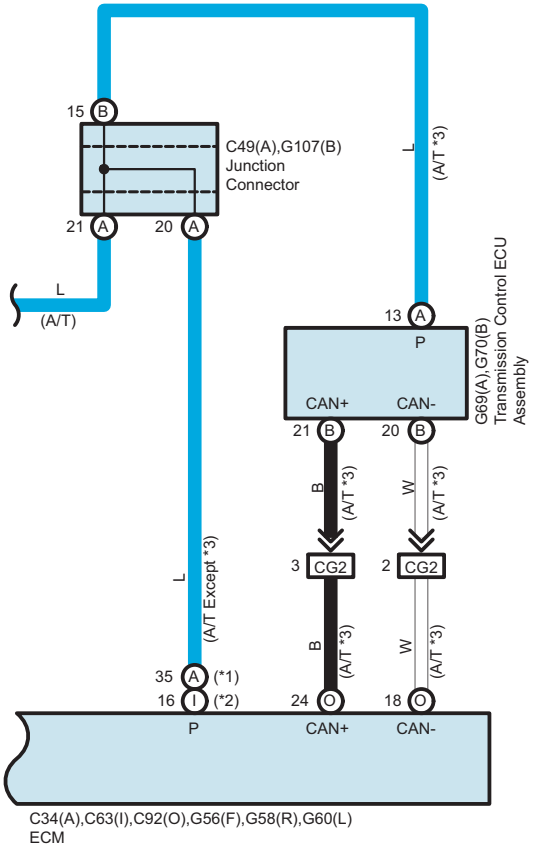

A72
White

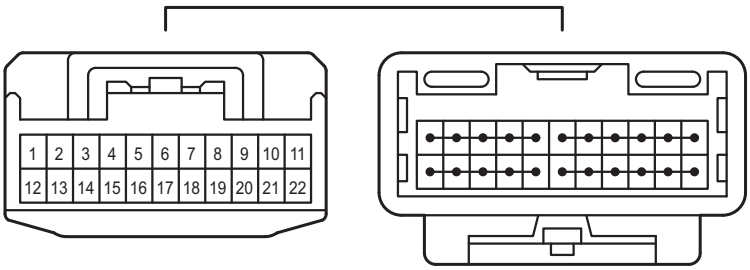

C34
White

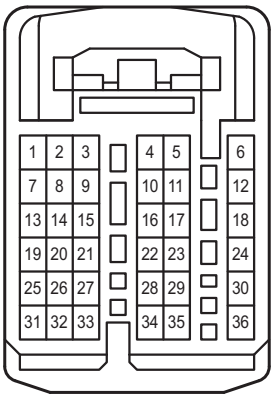

C40
Gray

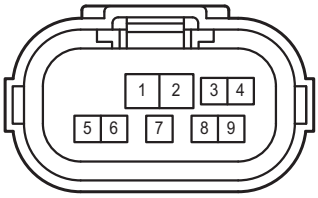

C49
Blue

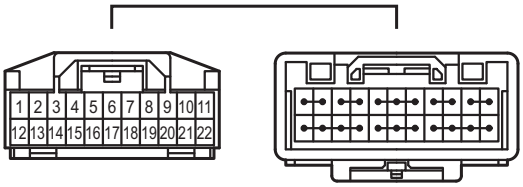

C63
White

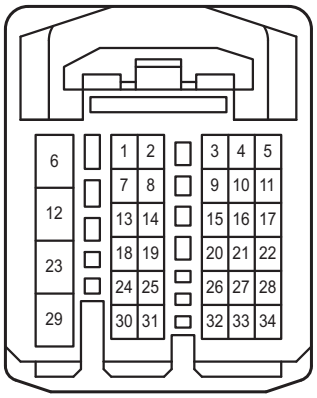

C92
White

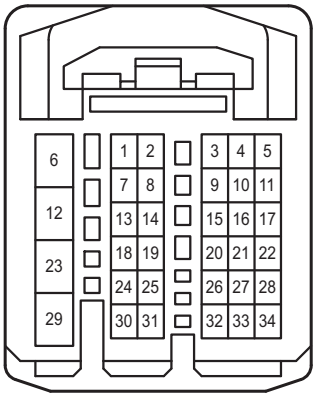

G3
White

G36
Black

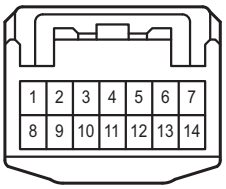

G38
White

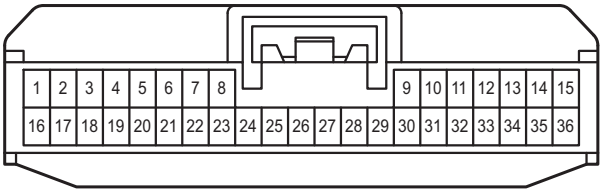

G39
White

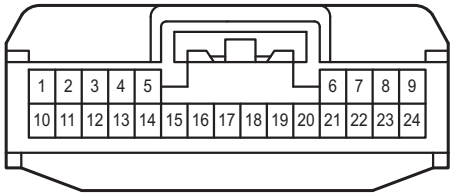

G56
White

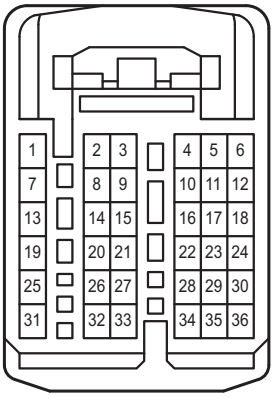

G58
White

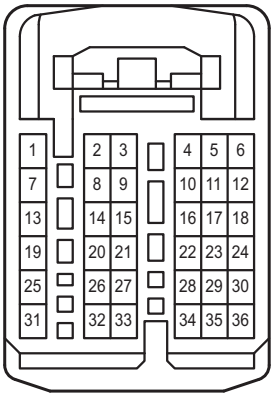

G60
White

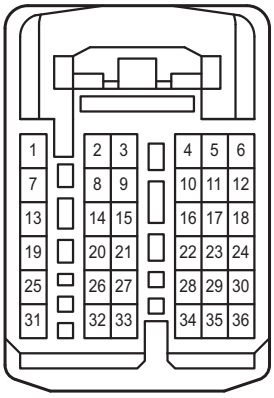

G63
White

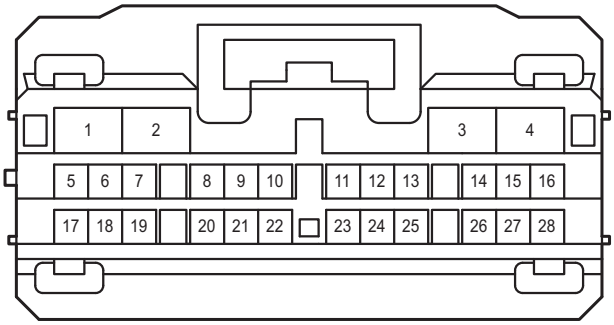

G64
White

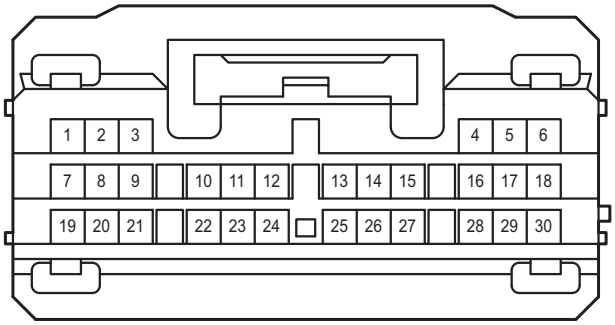

G65
White

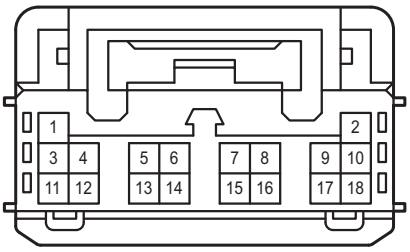

G68
Gray



G69
White



G70
White

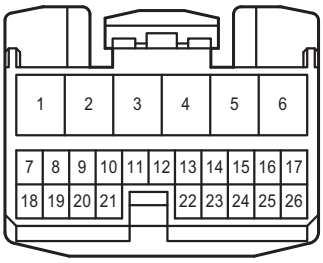

G75
Black

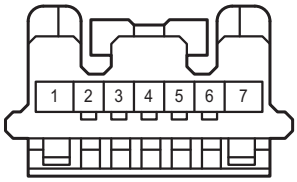

G79
White

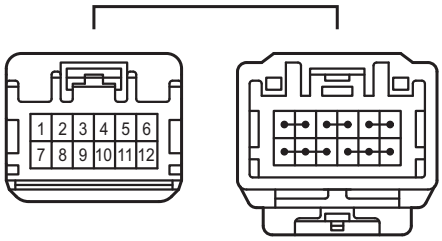

G80
White

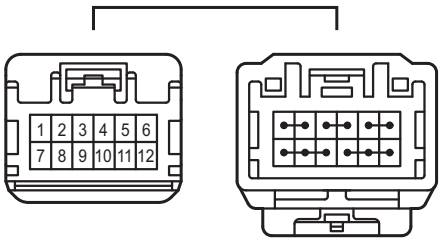

G81
White

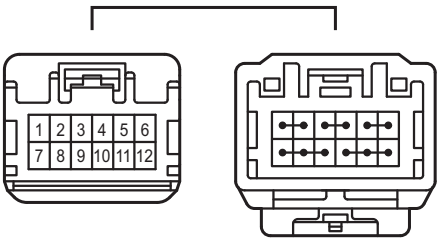

G82
White

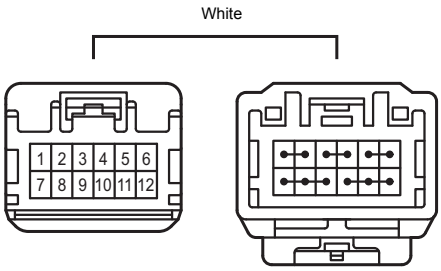

G87
Black

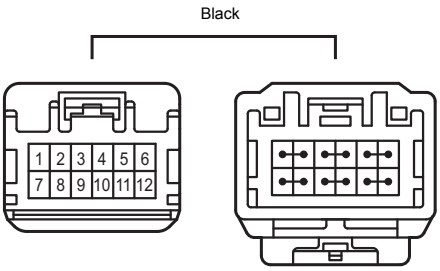

G91
Gray

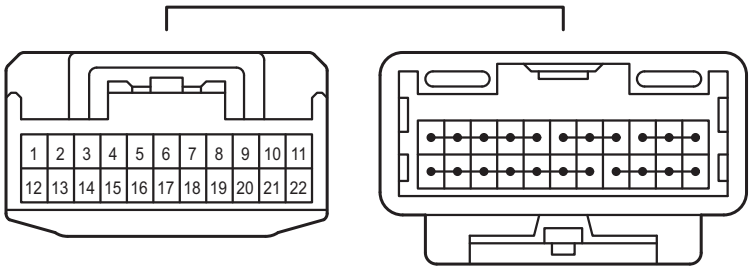

G92
White

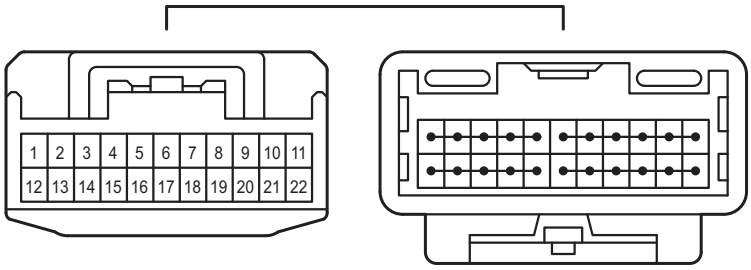

G94
White

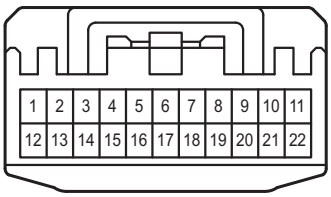

G97
White

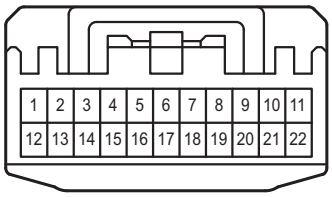

G100
Gray

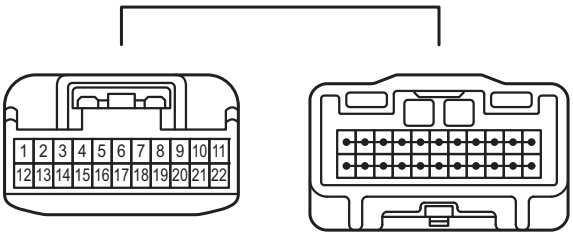

G104
White

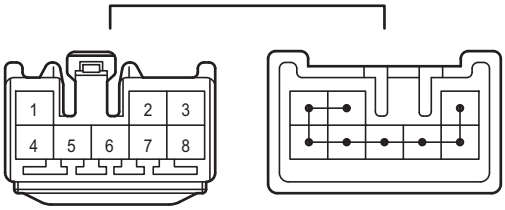

G106
White

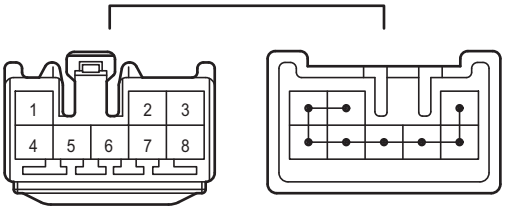

G107
Blue

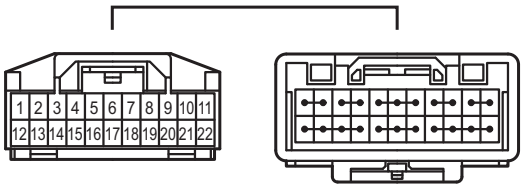

G114
Black

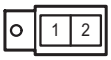

G115
Black

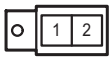

G124
White



G127
Black

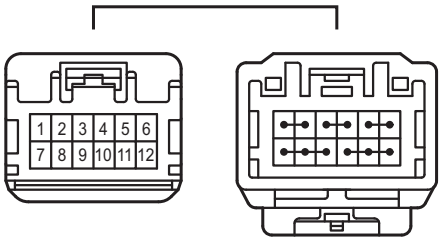

G128
Black

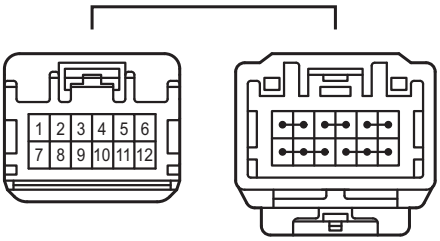

G129
Black

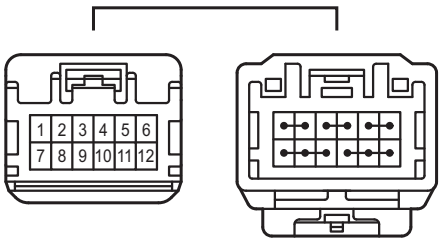

G130
White

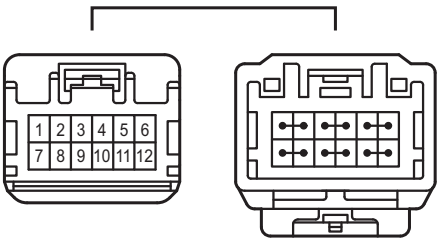

G132
Gray

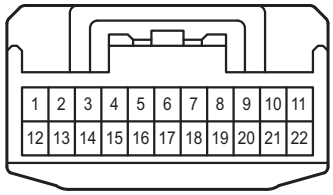

G134
Gray

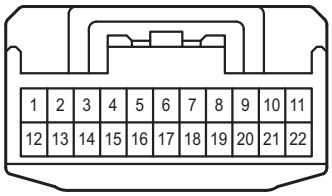

G140
Black

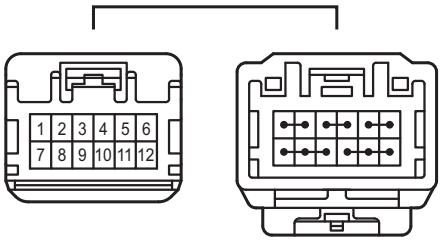

G141
Black

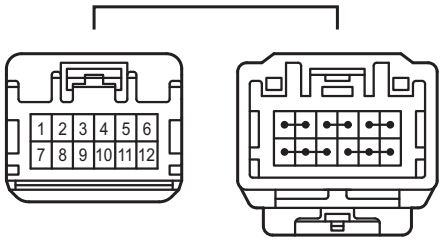

G142
White

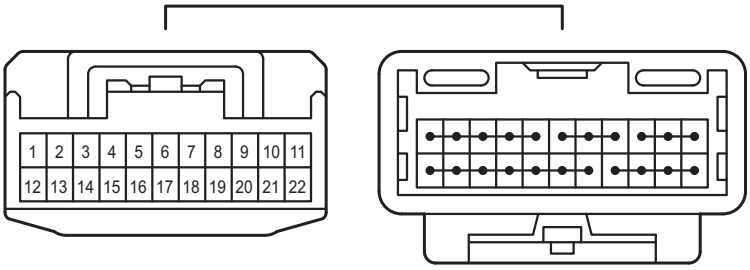

G143
Black

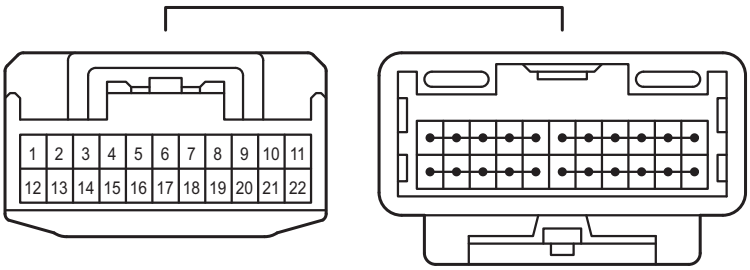

G145
Gray

G146
Gray

G164
Black

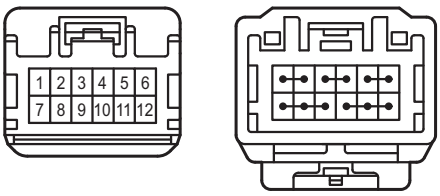

G165
Black

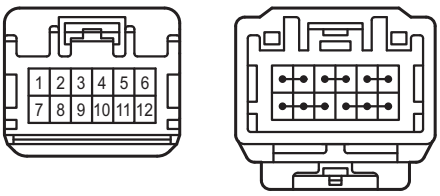

J5
White

J6
White

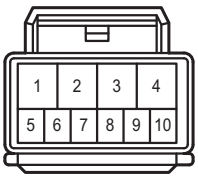

K5
White

K6
White

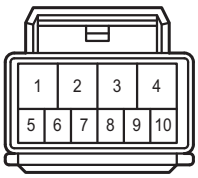

L5
White

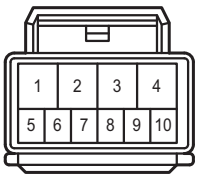

M5
White

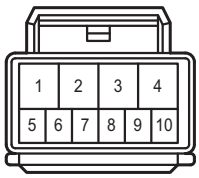

P1
Gray

P2
Gray

P3
Gray

P4
Gray

Q8
Black

Q9
White

Q23
White

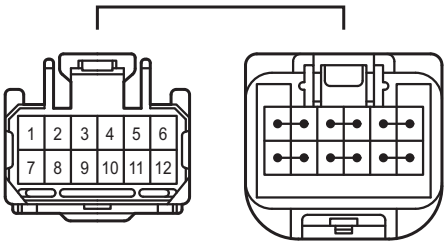

R7
Black

R8
White

R9
Black

R17
Blue

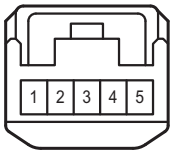

R29
Blue

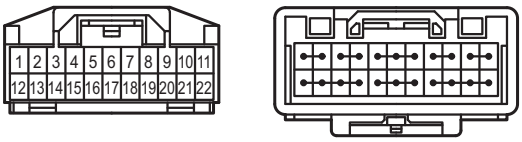

R30
Blue

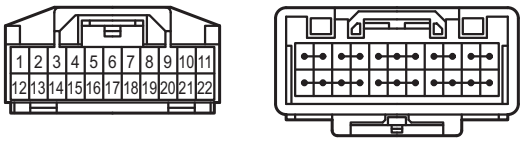

R31
White

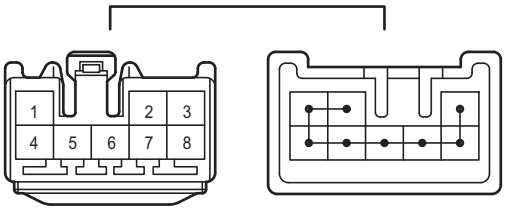

W1
Gray

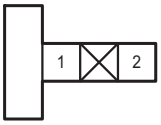

W3
Gray

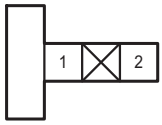

W5
Gray

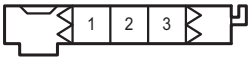

W7
White

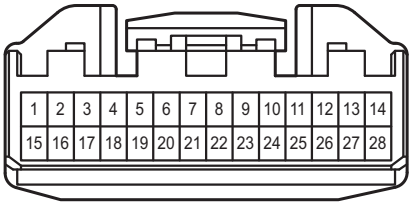

W8
White

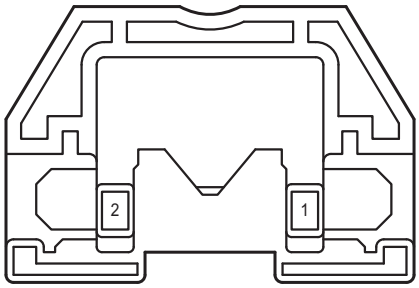

W9
White

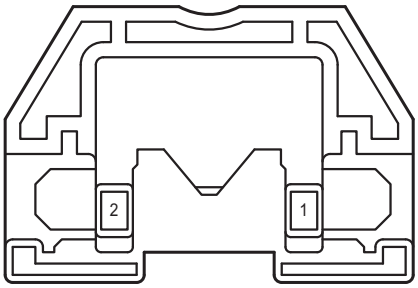

W10
Gray

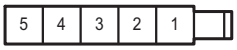

W11
Gray

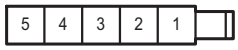

W12
Gray

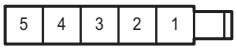

W13
Gray

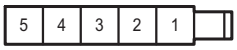

W15
Gray

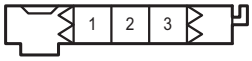

W16
Gray

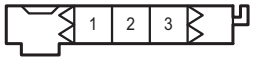

X2
White

j1
White

j2
White

j3
White

k1
White

k2
White

k3
White

m1
White

m2
White

m3
White

m4
White

m5
White

m6
White

m7
White

m8
White

2A
White

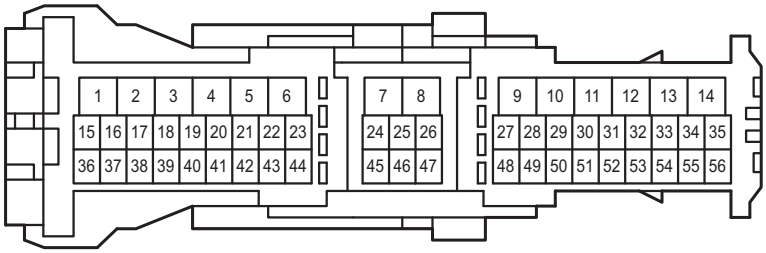

2D
White

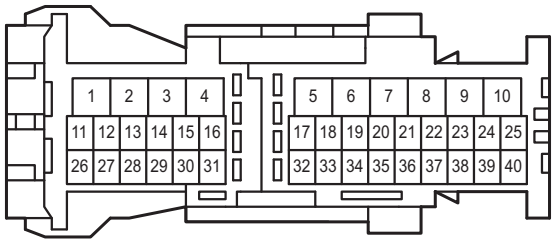

2F
White

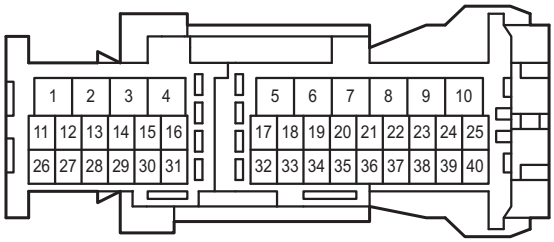

2H
White

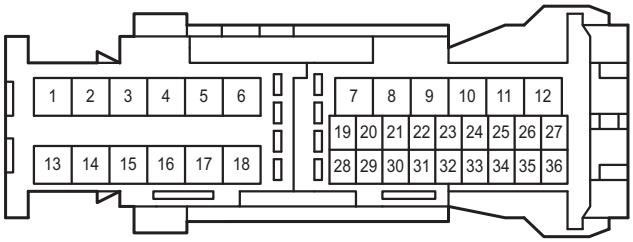

2I
White

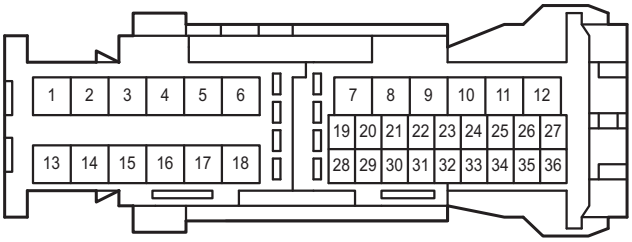

3A
White

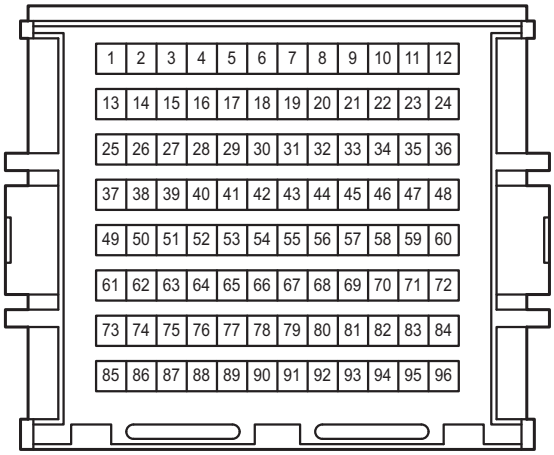

3B
White

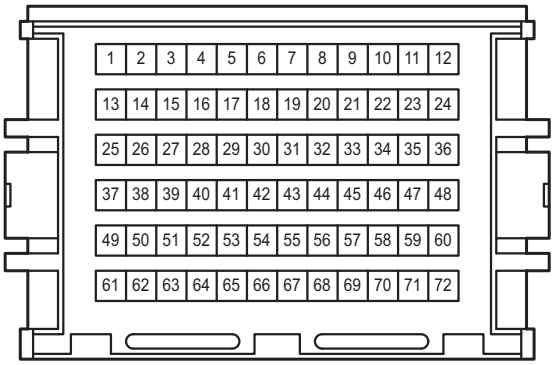

3C
White

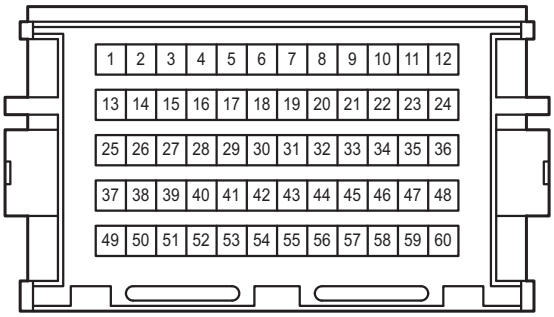

4A
White

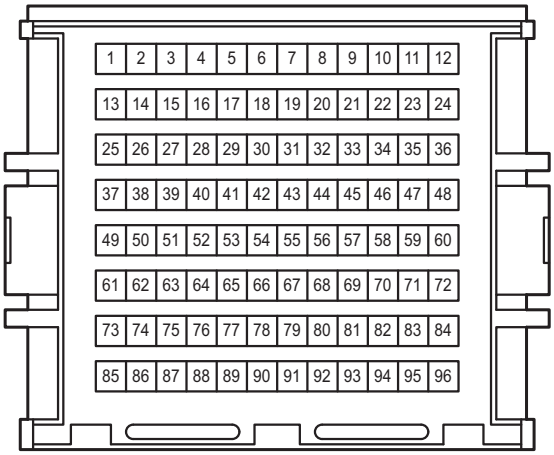

4B
White

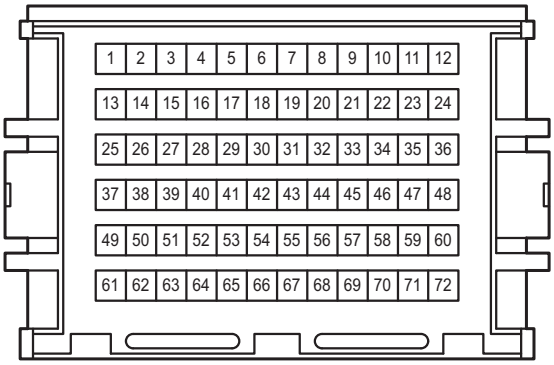

4C
White

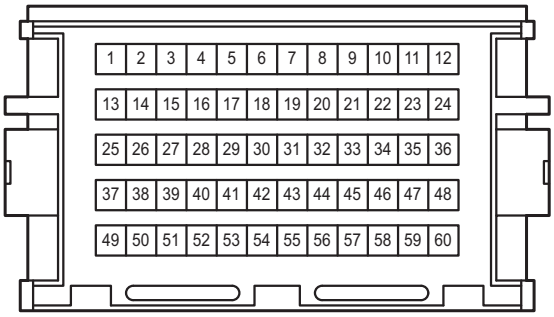

CG2
White

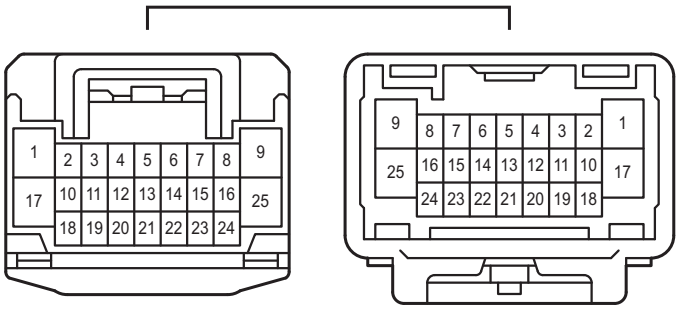

GA1
White

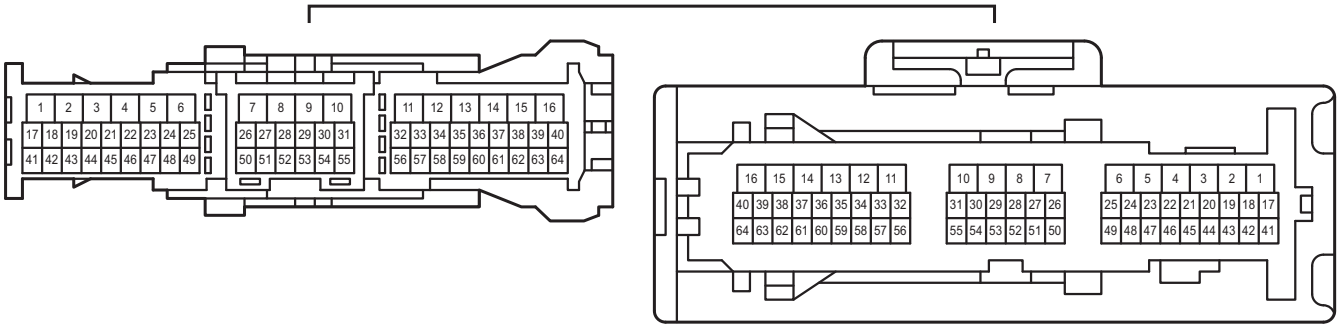

GA6
White

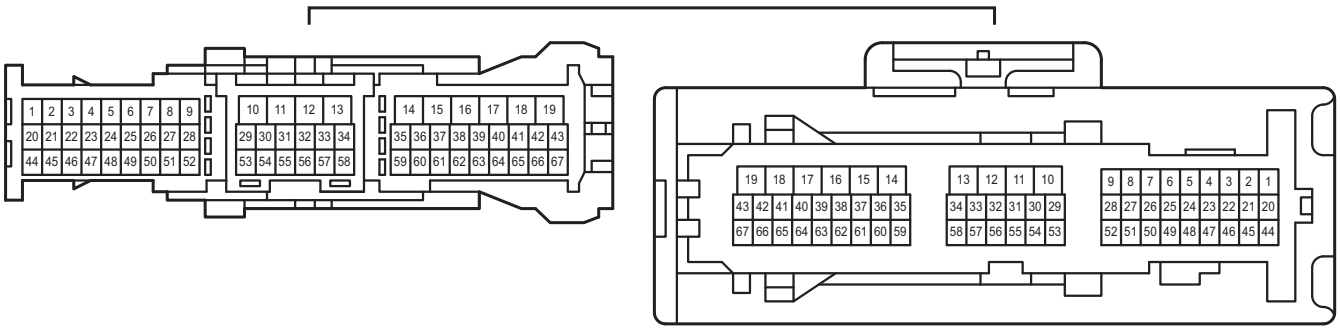

GQ1
White

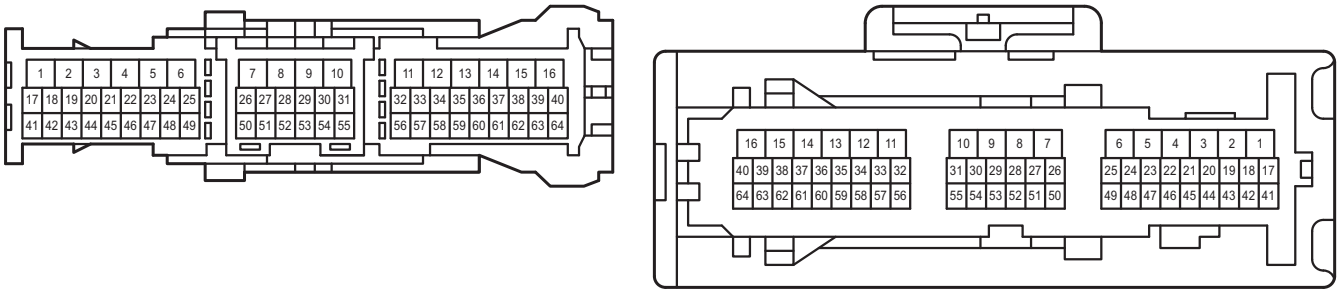

GR1
White

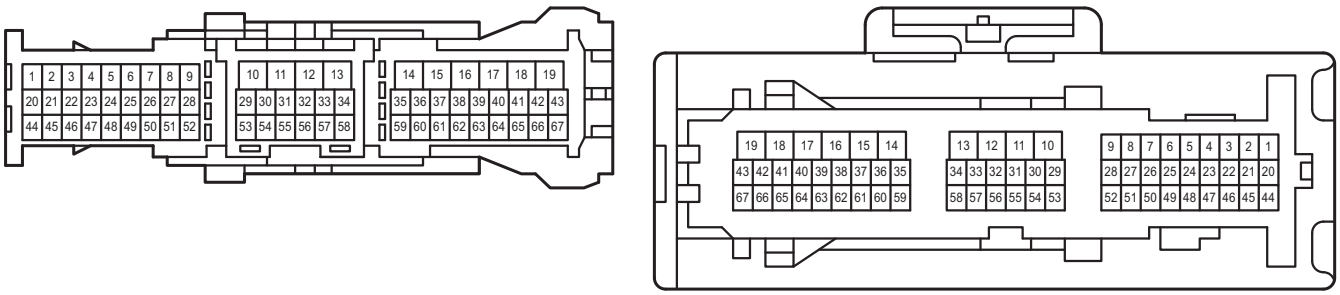

GR2
Gray

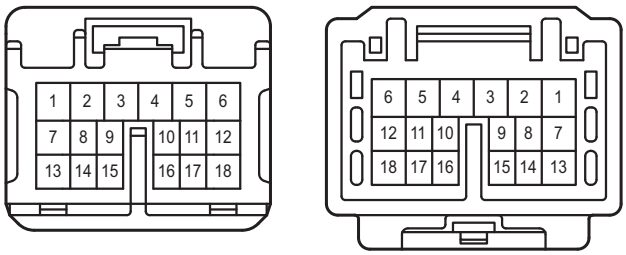

JG1
Gray

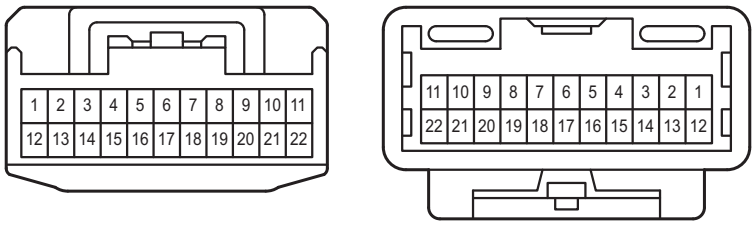

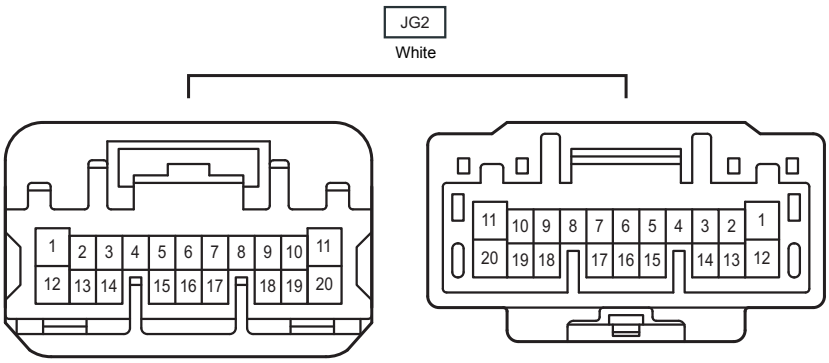
JG2
White
1 2 3 4 5 6 7 8 9 10 11
12 13 14 15 16 17 18 19 20
11 10 9 8 7 6 5 4 3 2 1
20 19 18 17 16 15 14 13 12

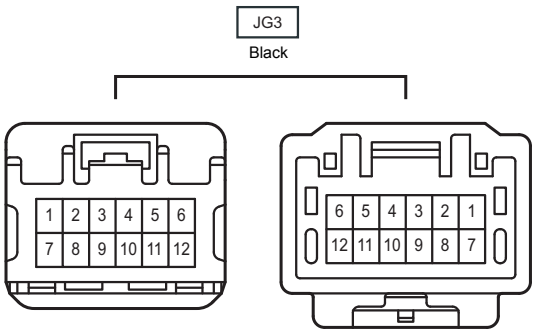
JG3
Black
1 2 3 4 5 6
7 8 9 10 11 12
6 5 4 3 2 1
12 11 10 9 8 7

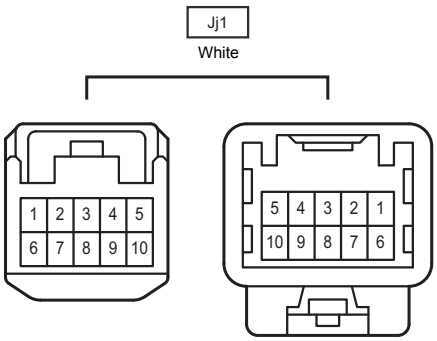
Jj1
White
1 2 3 4 5
6 7 8 9 10
5 4 3 2 1
10 9 8 7 6

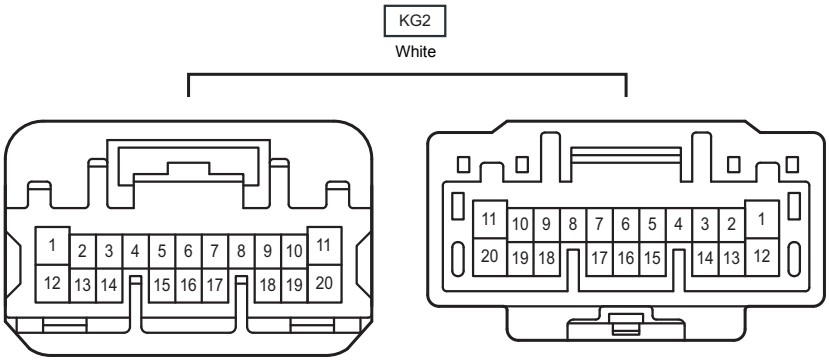
KG2
White
1 2 3 4 5 6 7 8 9 10 11
12 13 14 15 16 17 18 19 20
11 10 9 8 7 6 5 4 3 2 1
20 19 18 17 16 15 14 13 12

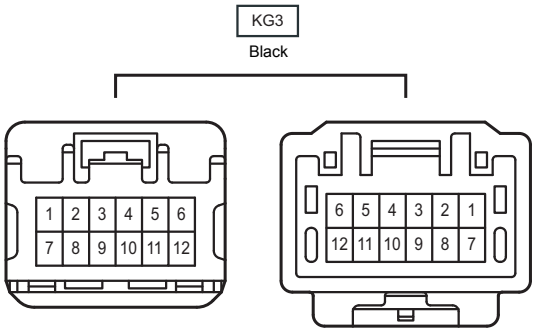
KG3
Black
1 2 3 4 5 6
7 8 9 10 11 12
6 5 4 3 2 1
12 11 10 9 8 7

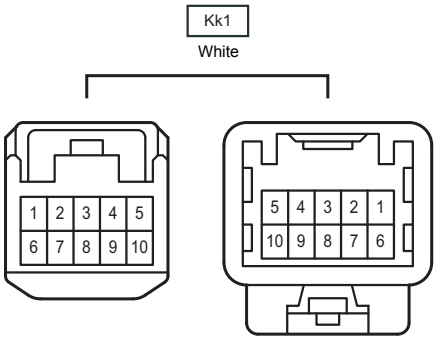
Kk1
White
1 2 3 4 5
6 7 8 9 10
5 4 3 2 1
10 9 8 7 6

LQ1
White

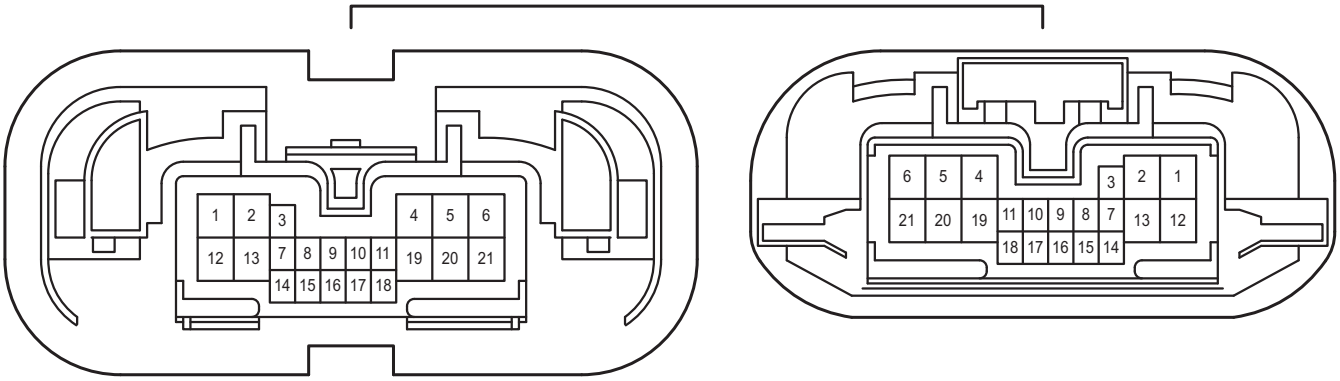

Lm1
White

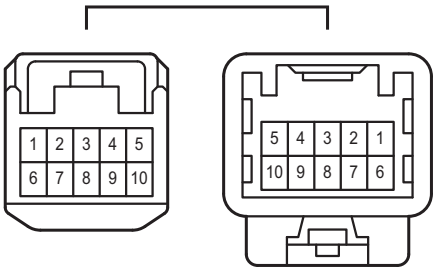

MR1
White

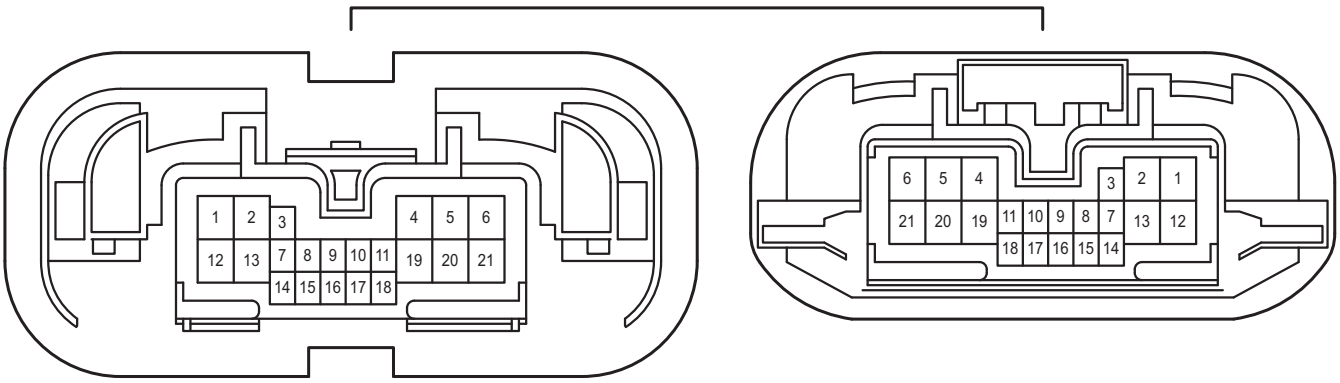

Mm1
White

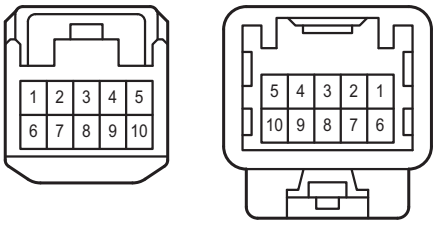

QP1
Gray

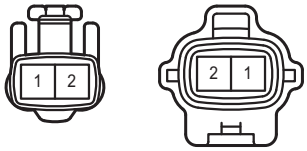

RP1
Gray

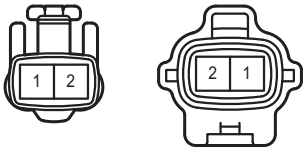

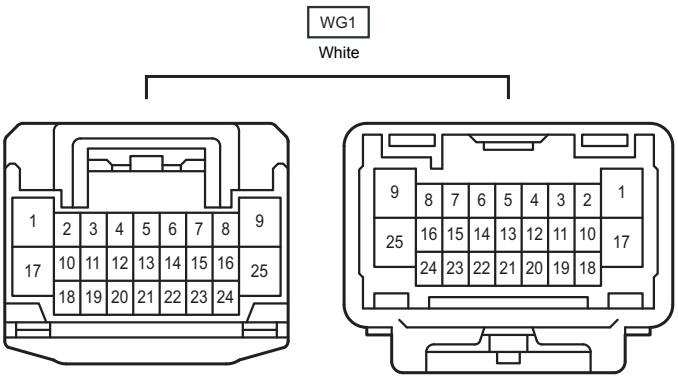
WG1
White
1 2 3 4 5 6 7 8 9
17 10 11 12 13 14 15 16 25
18 19 20 21 22 23 24
9 8 7 6 5 4 3 2 1
25 16 15 14 13 12 11 10 17
24 23 22 21 20 19 18

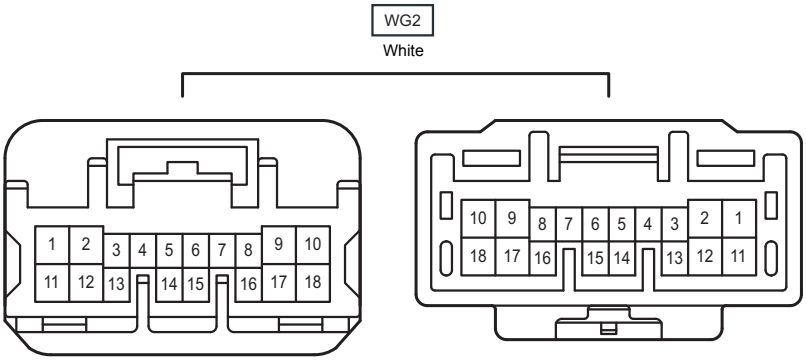
WG2
White
1 2 3 4 5 6 7 8 9 10
11 12 13 14 15 16 17 18
10 9 8 7 6 5 4 3 2 1
18 17 16 15 14 13 12 11

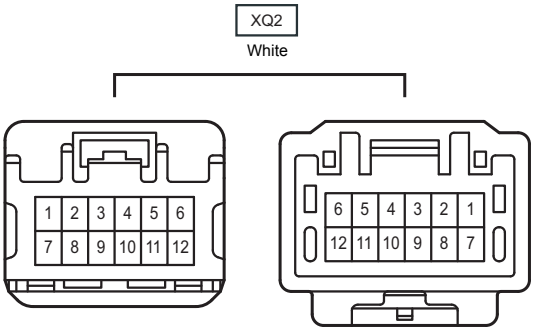
XQ2
White
1 2 3 4 5 6
7 8 9 10 11 12
6 5 4 3 2 1
12 11 10 9 8 7