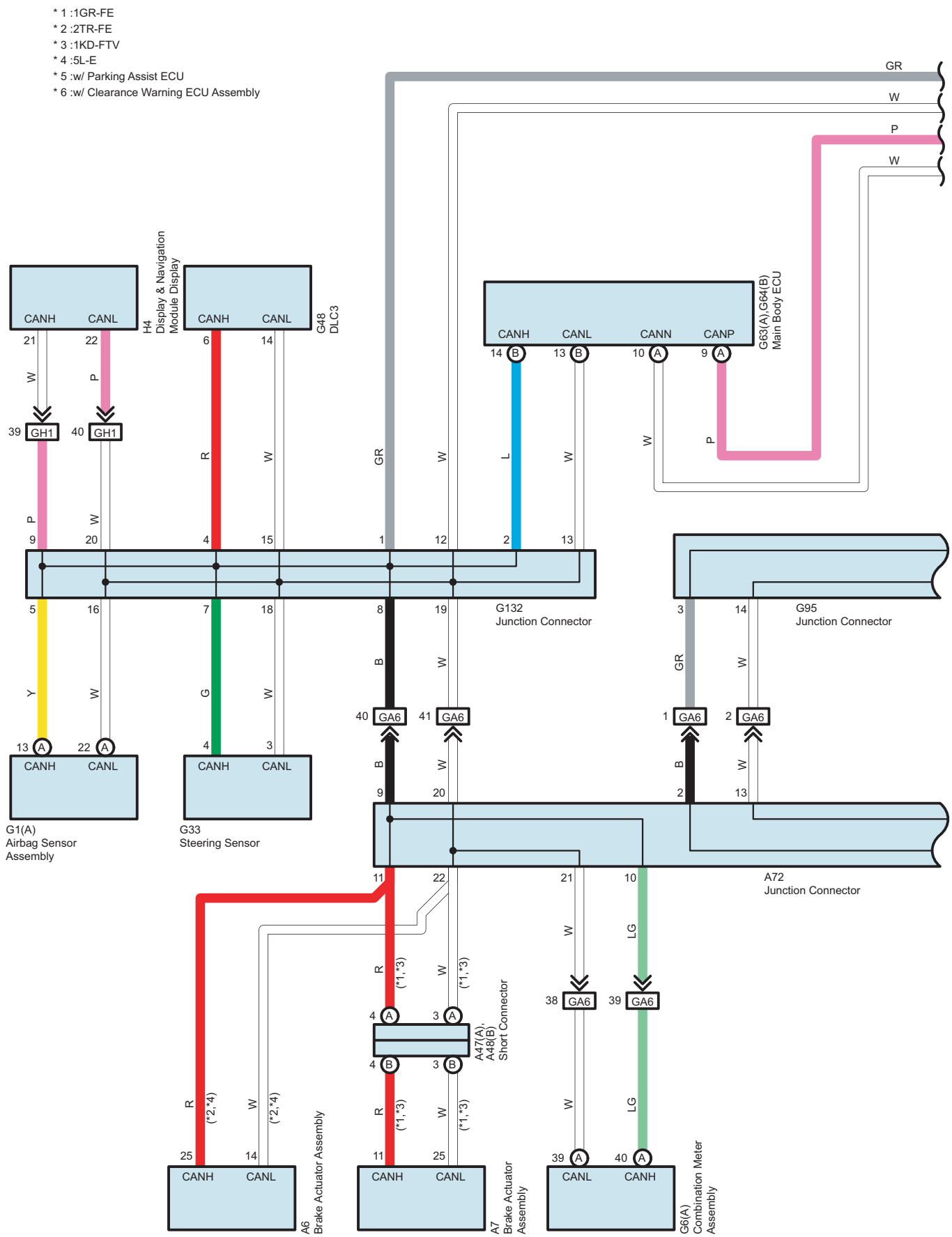
* 1 :1GR-FE
* 2 :2TR-FE
* 3 :1KD-FTV
* 4 :5L-E
* 5 :w/ Parking Assist ECU
* 6 :w/ Clearance Warning ECU Assembly
GR
W
P
W
H4
Display & Navigation
Module Display
CANH
CANL
G48
DLC3
G63(A),G64(B)
Main Body ECU
CANN
CANP
GH1
GA6
G132
Junction Connector
G95
Junction Connector
G1(A)
Airbag Sensor
Assembly
G33
Steering Sensor
A72
Junction Connector
A47(A),
A48(B)
Short Connector
(*1,*3)
(*2,*4)
A6
Brake Actuator Assembly
A7
Brake Actuator
Assembly
G6(A)
Combination Meter
Assembly

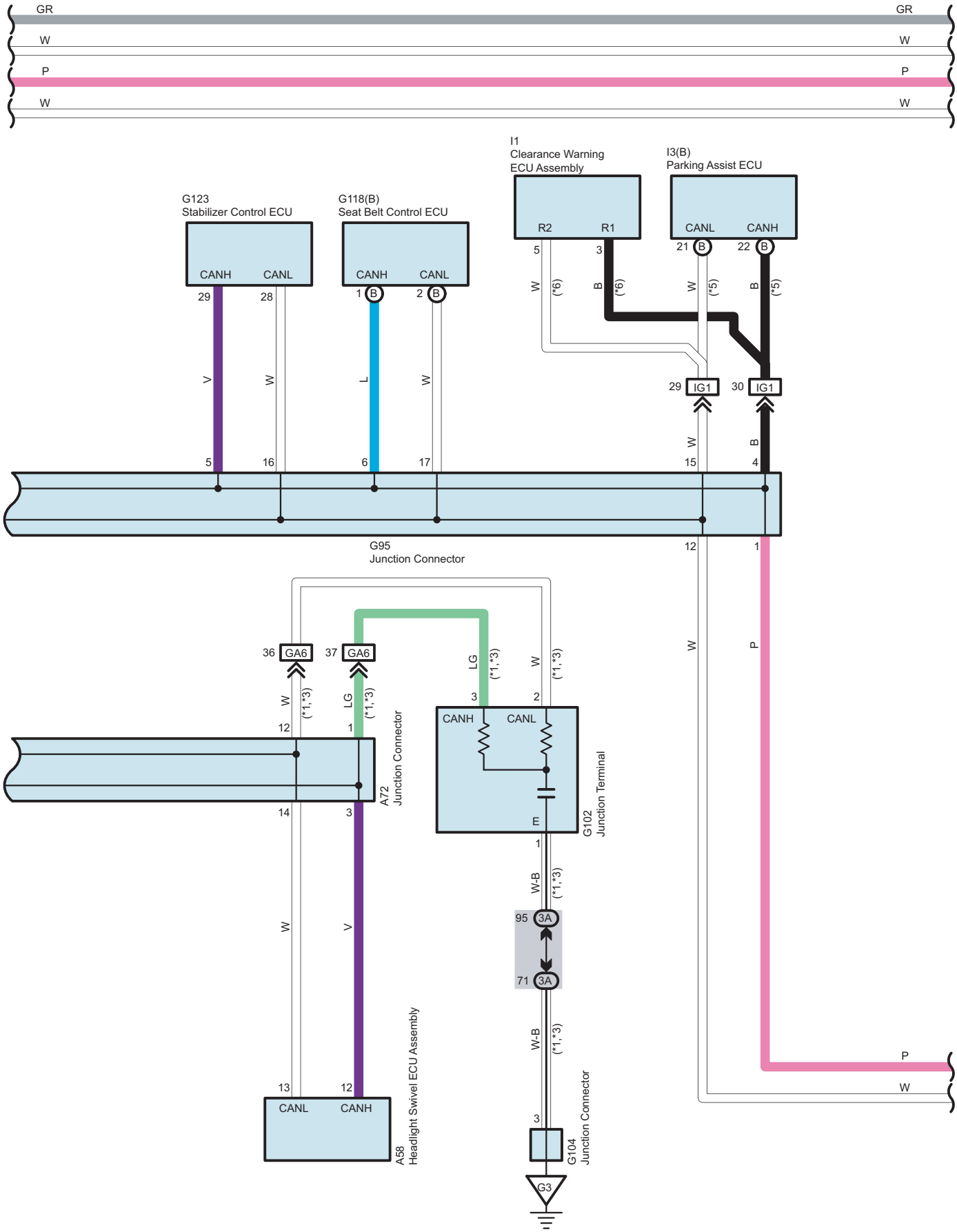
GR
W
P
W
I1
Clearance Warning
ECU Assembly
I3(B)
Parking Assist ECU
G123
Stabilizer Control ECU
G118(B)
Seat Belt Control ECU
R2
R1
CANL
CANH
CANH
CANL
CANH
CANL
IG1
IG1
G95
Junction Connector
GA6
GA6
A72
Junction Connector
G102
Junction Terminal
3A
3A
A58
Headlight Swivel ECU Assembly
G104
Junction Connector
G3

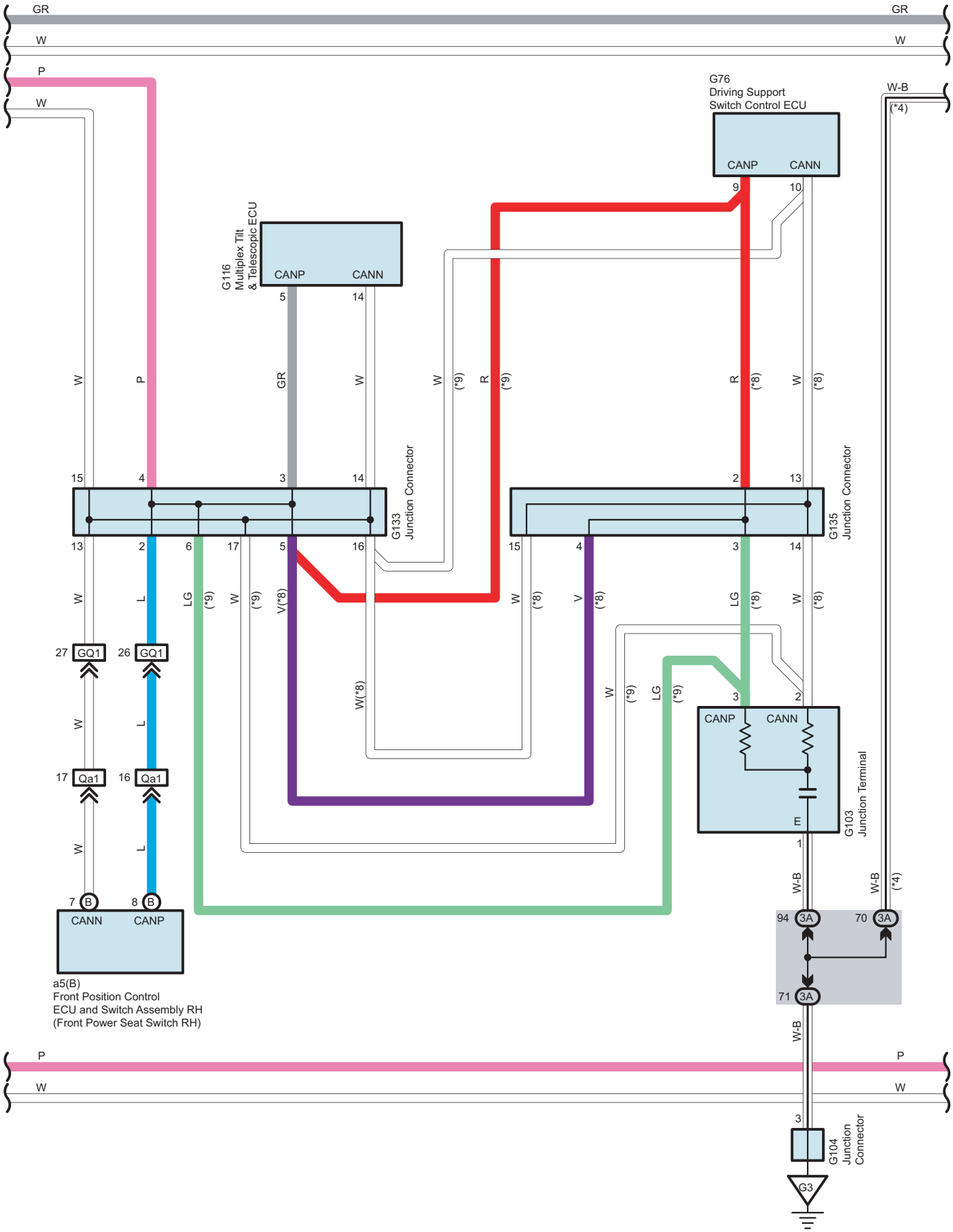
GR
W
P
W
G76
Driving Support
Switch Control ECU
CANP
CANN
9
10
W-B
(*4)
G116
Multiplex Tilt
& Telescopic ECU
CANP
CANN
5
14
W
P
GR
W
W
(*9)
R
(*9)
R
(*8)
W
(*8)
15
4
3
14
G133
Junction Connector
2
13
G135
Junction Connector
13
2
6
17
5
16
15
4
3
14
W
L
LG
(*9)
W
(*9)
V(*8)
W
(*8)
V
(*8)
LG
(*8)
W
(*8)
27
GQ1
26
GQ1
W(*8)
W
(*9)
LG
(*9)
3
2
CANP
CANN
E
G103
Junction Terminal
17
Qa1
16
Qa1
1
W
L
W-B
W-B
(*4)
7
B
8
B
CANN
CANP
94
3A
70
3A
71
3A
a5(B)
Front Position Control
ECU and Switch Assembly RH
(Front Power Seat Switch RH)
W-B
P
W
P
W
3
G104
Junction
Connector
G3

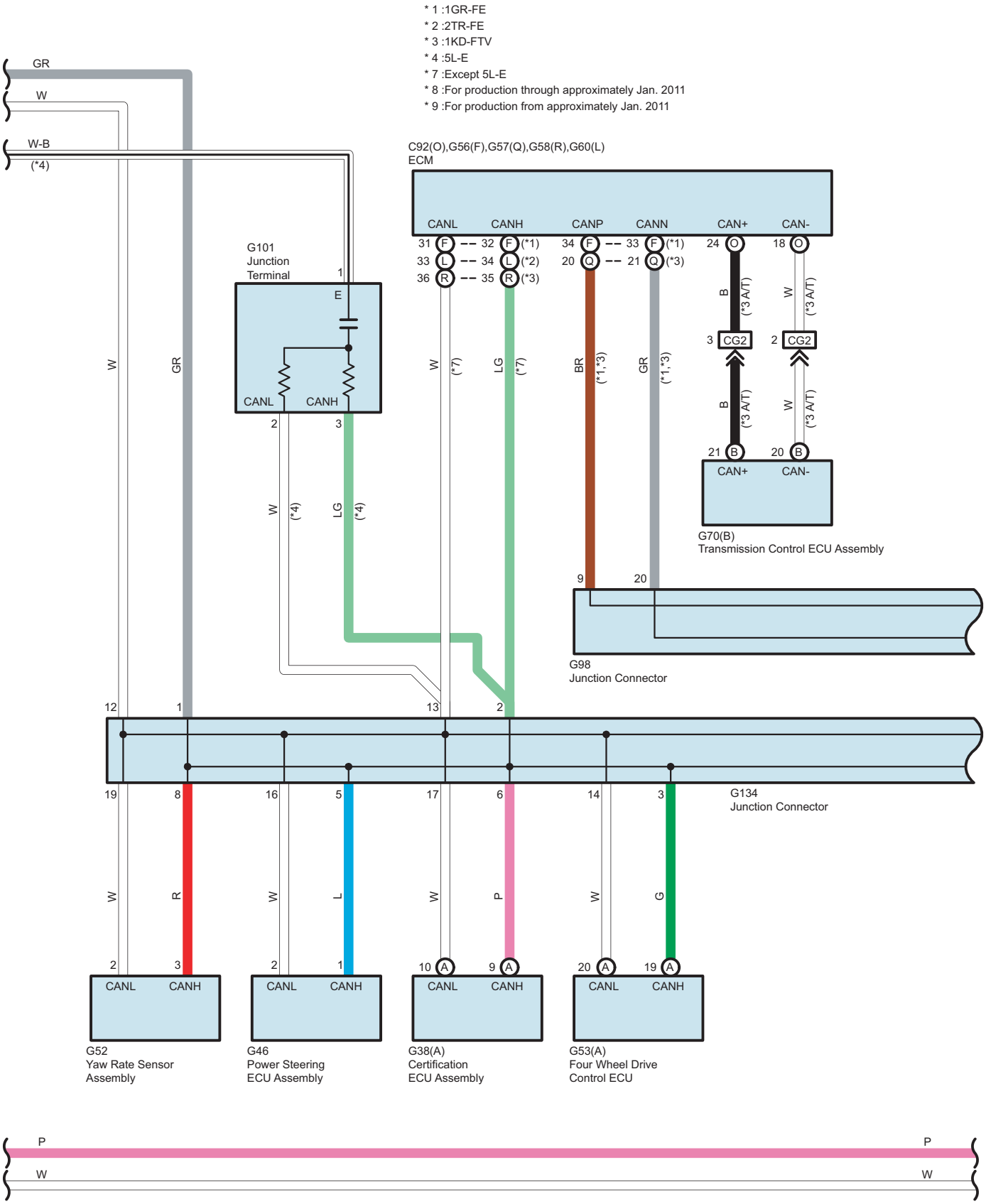
* 1 :1GR-FE
* 2 :2TR-FE
* 3 :1KD-FTV
* 4 :5L-E
* 7 :Except 5L-E
* 8 :For production through approximately Jan. 2011
* 9 :For production from approximately Jan. 2011
GR
W
W-B
(*4)
C92(O),G56(F),G57(Q),G58(R),G60(L)
ECM
CANL
CANH
CANP
CANN
CAN+
CAN-
31 F -- 32 F (*1)
33 L -- 34 L (*2)
36 R -- 35 R (*3)
34 F -- 33 F (*1)
20 Q -- 21 Q (*3)
24 O
18 O
G101
Junction
Terminal
1
E
CANL
CANH
2
3
W
GR
W (*7)
LG (*7)
BR (*1, *3)
GR (*1, *3)
B (*3 A/T)
W (*3 A/T)
3 CG2
2 CG2
21 B
20 B
CAN+
CAN-
G70(B)
Transmission Control ECU Assembly
W (*4)
LG (*4)
9
20
G98
Junction Connector
12
1
13
2
19
8
16
5
17
6
14
3
G134
Junction Connector
W
R
W
L
W
P
W
G
2
3
2
1
10 A
9 A
20 A
19 A
CANL
CANH
CANL
CANH
CANL
CANH
CANL
CANH
G52
Yaw Rate Sensor
Assembly
G46
Power Steering
ECU Assembly
G38(A)
Certification
ECU Assembly
G53(A)
Four Wheel Drive
Control ECU
P
P
W
W

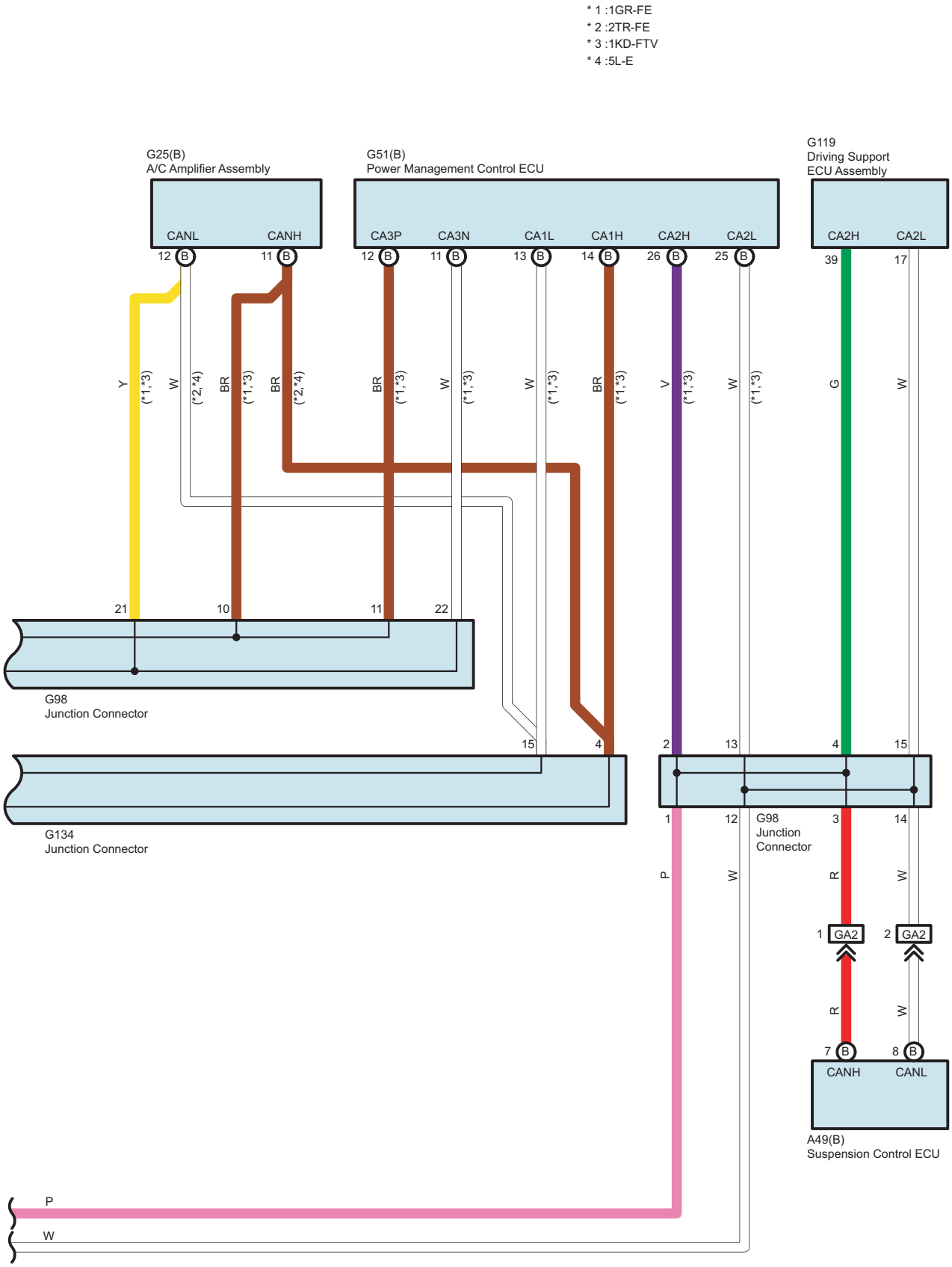
* 1 :1GR-FE
* 2 :2TR-FE
* 3 :1KD-FTV
* 4 :5L-E
G25(B)
A/C Amplifier Assembly
CANL
CANH
G51(B)
Power Management Control ECU
CA3P
CA3N
CA1L
CA1H
CA2H
CA2L
G119
Driving Support
ECU Assembly
CA2H
CA2L
G98
Junction Connector
G134
Junction Connector
G98
Junction
Connector
GA2
GA2
CANH
CANL
A49(B)
Suspension Control ECU
P
W

A6
Black

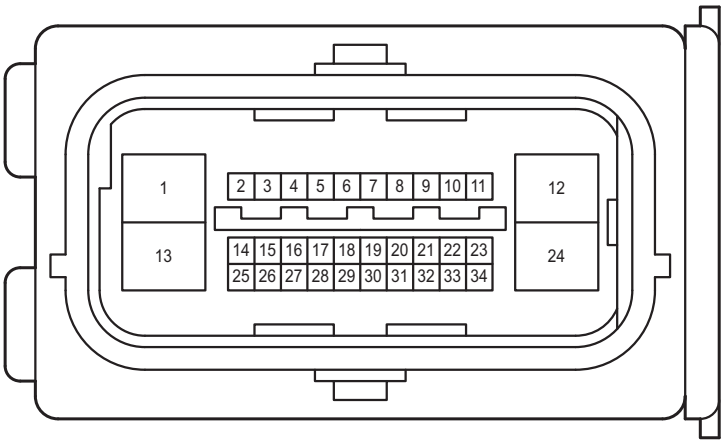

A7
Black

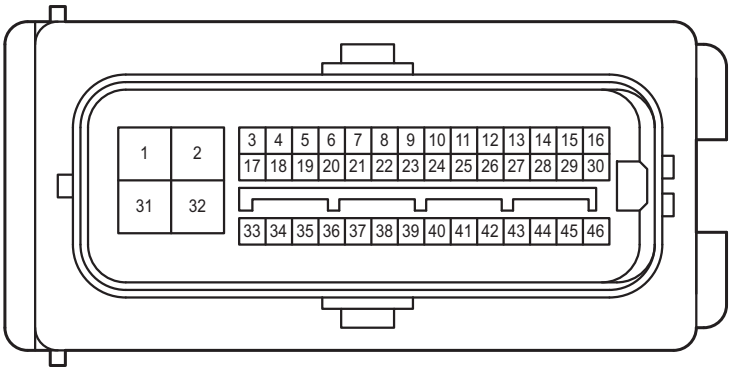

A47
Gray

A48
Gray

A49
Black



A58
White

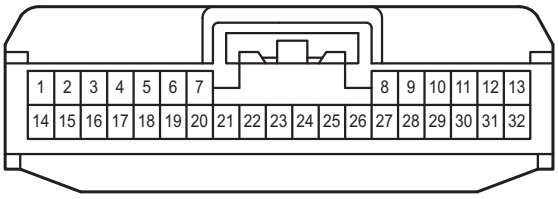

A72
White

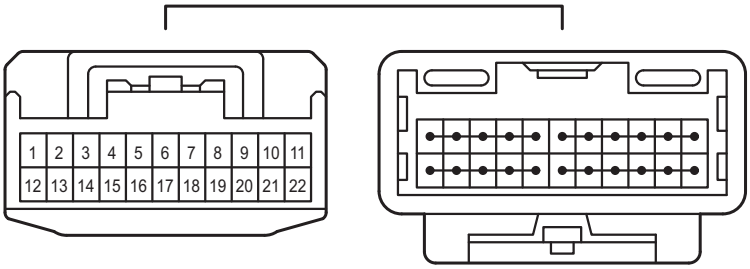

C92
White

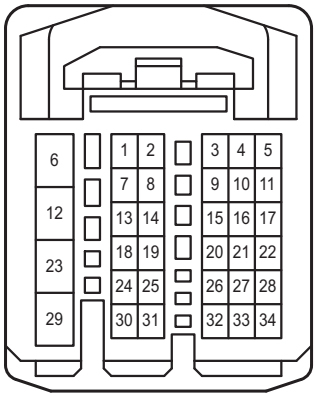

G1
Yellow

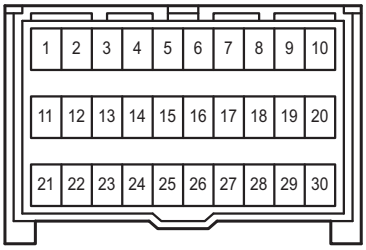

G6
Black

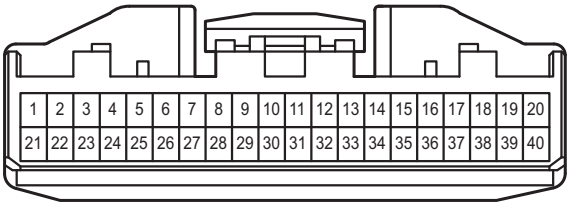

G25
White

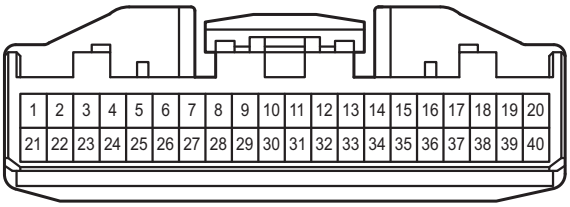

G33
White



G38
White

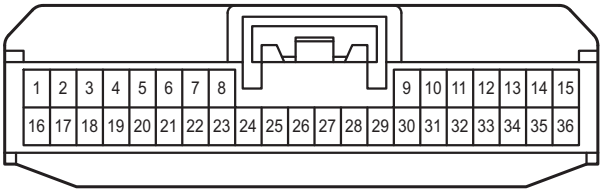

G46
White



G48
White

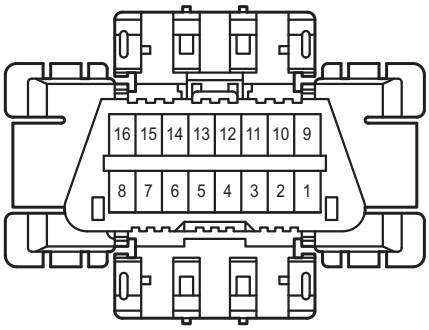

G51
Black

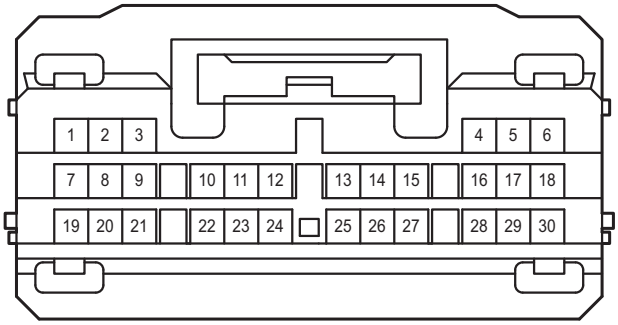

G52
Black



G53
Black

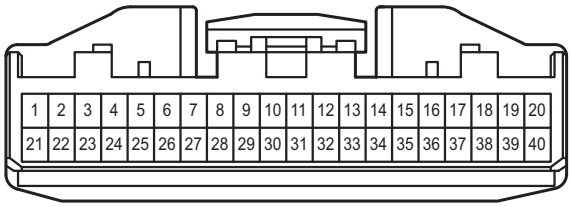

G56
White

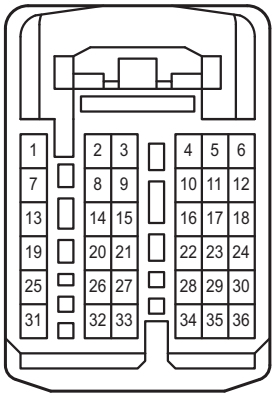

G57
White

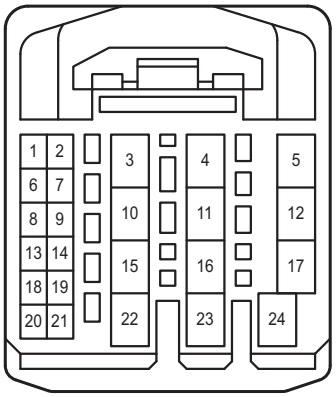

G58
White

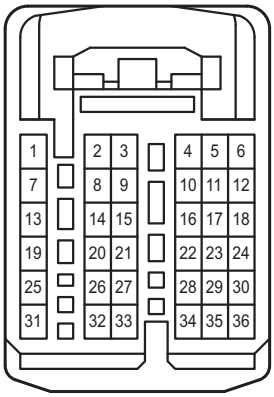

G60
White

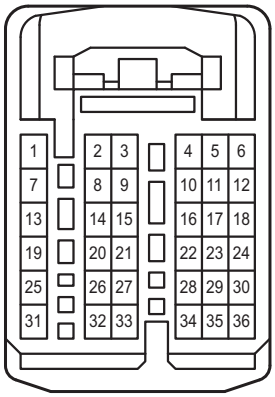

G63
White

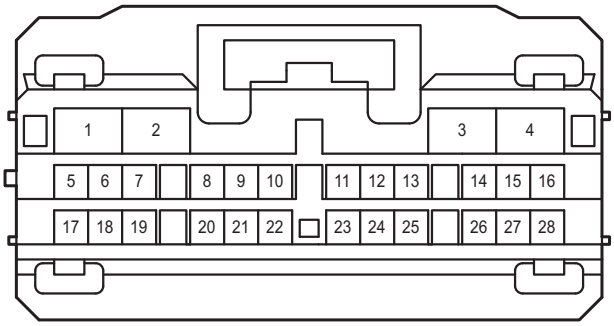

G64
White

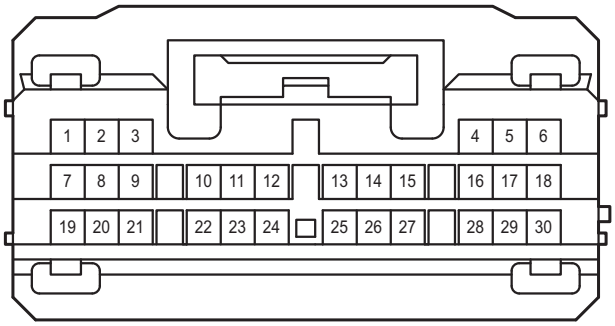

G70
White

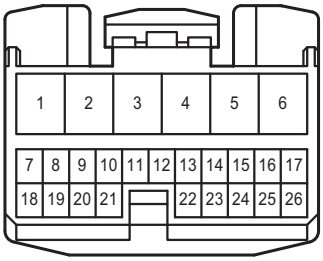

G76
Black

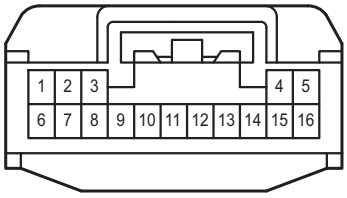

G95
White

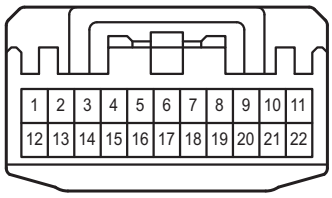

G98
White

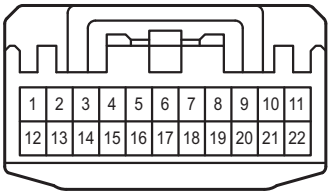

G101
White

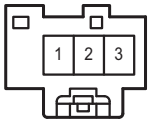

G102
White

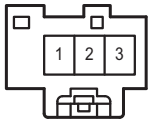

G103
White

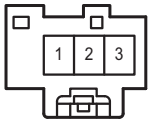

G104
White

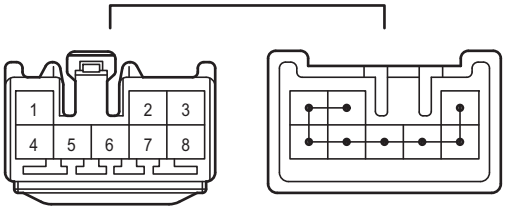

G116
White



G118
White



G119
White

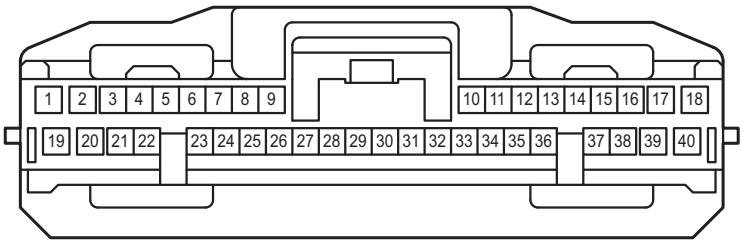

G123
White

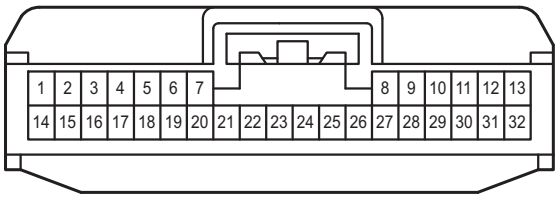

G132
Gray

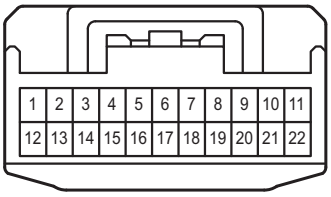

G133
White

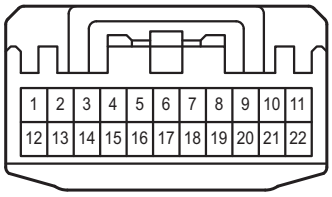

G134
Gray

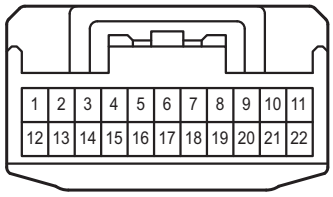

G135
White

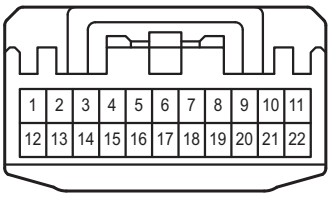

H4
White

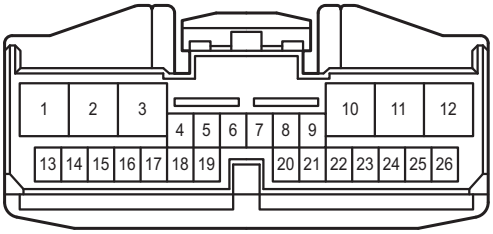

I1
White

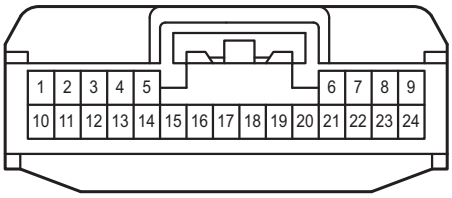

I3
White

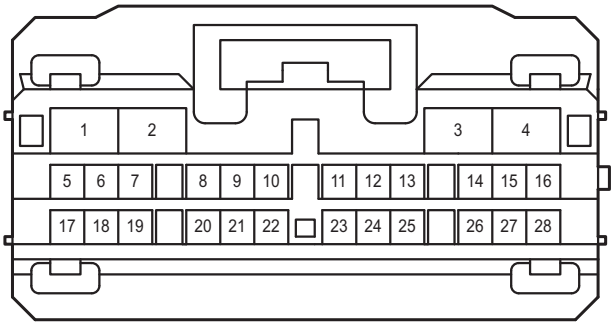

a5
White

3A
White

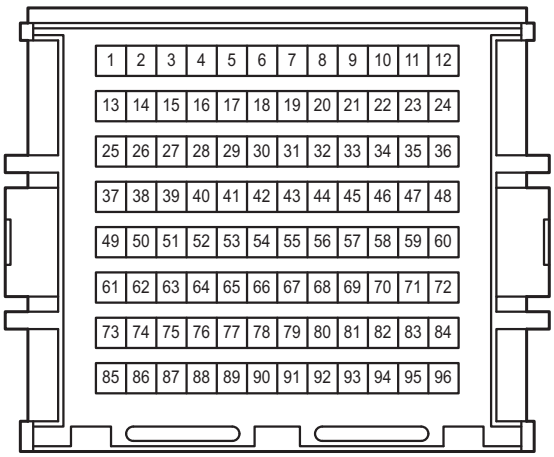

CG2
White

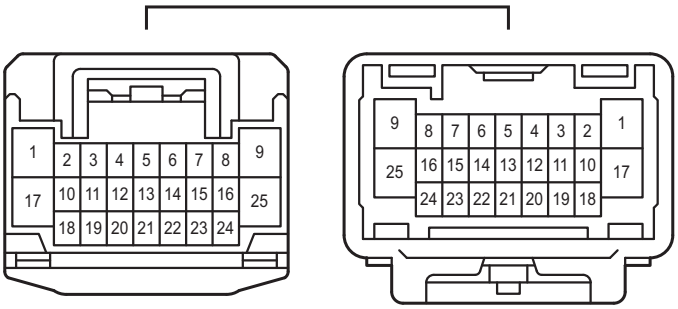

GA2
White

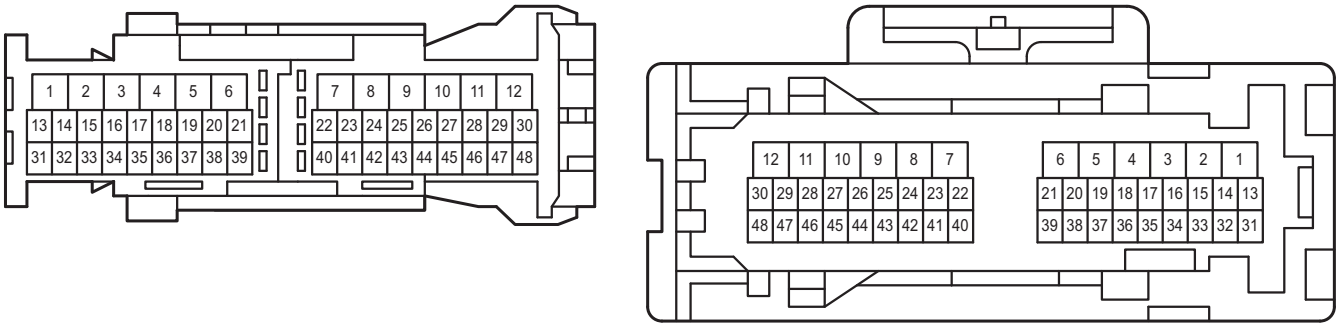

GA6
White

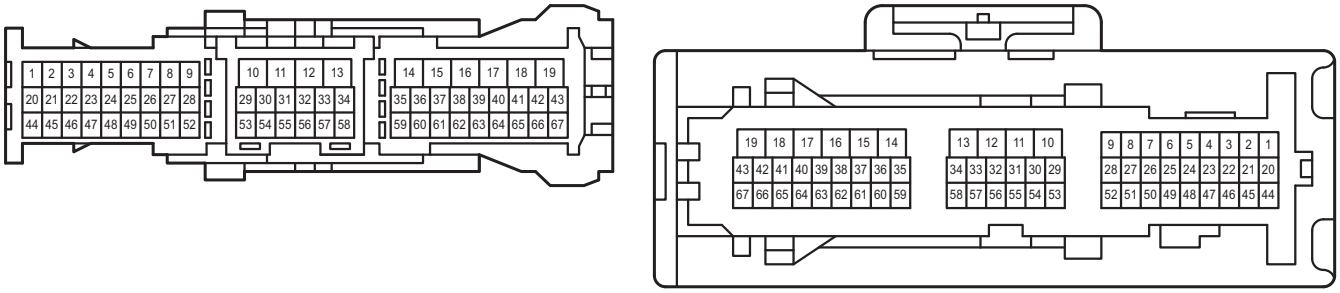

GH1
White

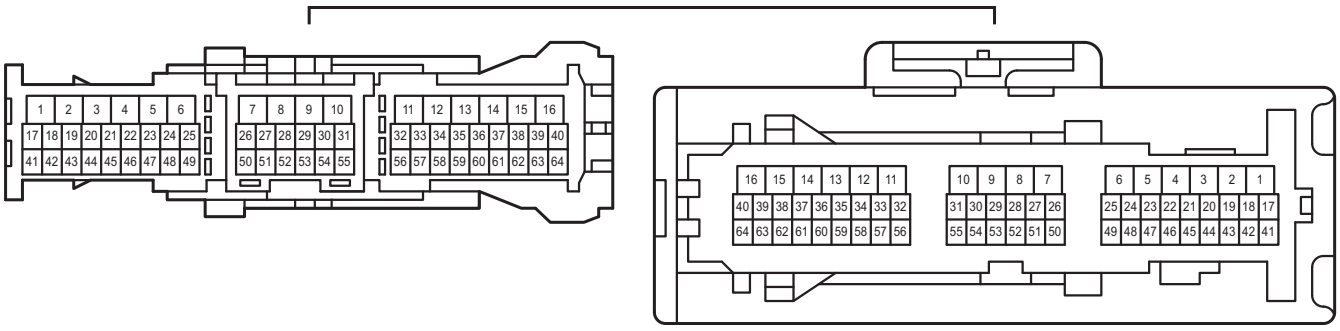

GQ1
White

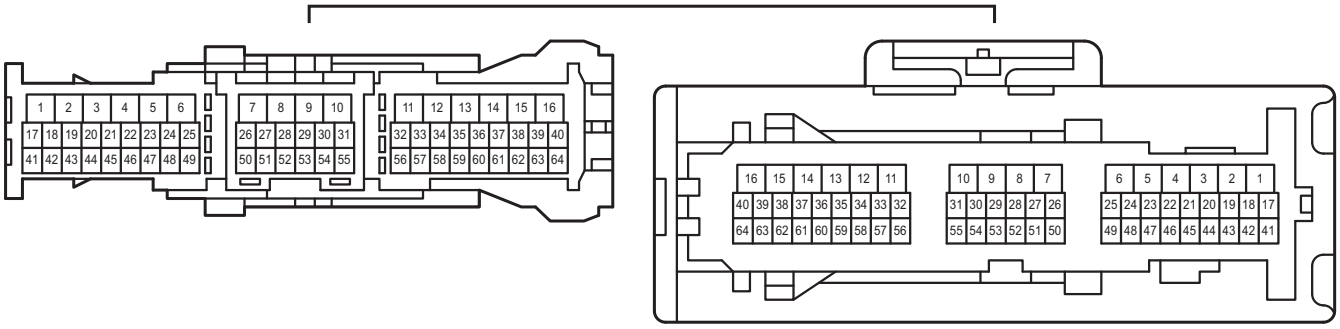

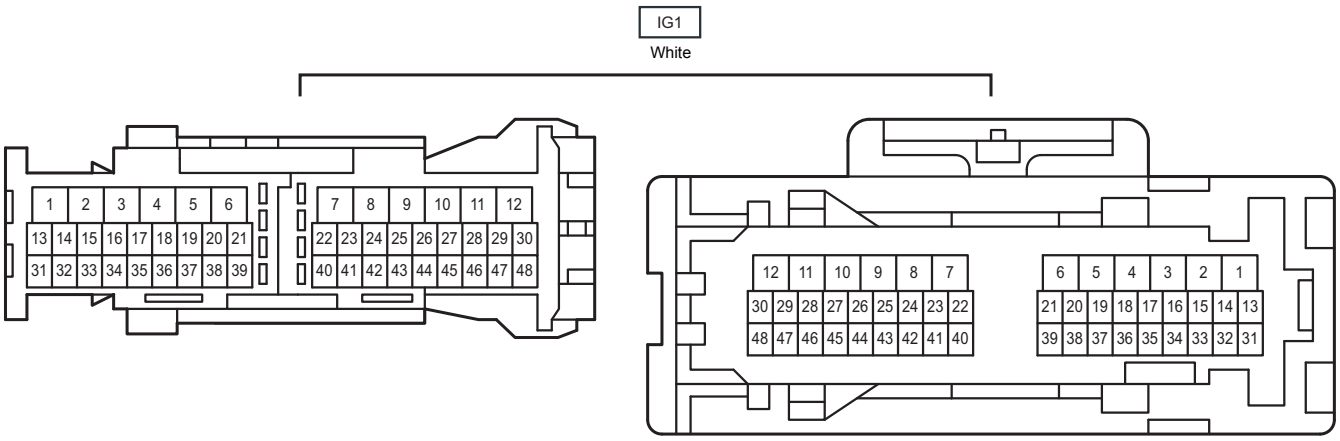
IG1
White
1 2 3 4 5 6 7 8 9 10 11 12
13 14 15 16 17 18 19 20 21 22 23 24 25 26 27 28 29 30
31 32 33 34 35 36 37 38 39 40 41 42 43 44 45 46 47 48
12 11 10 9 8 7 6 5 4 3 2 1
30 29 28 27 26 25 24 23 22 21 20 19 18 17 16 15 14 13
48 47 46 45 44 43 42 41 40 39 38 37 36 35 34 33 32 31

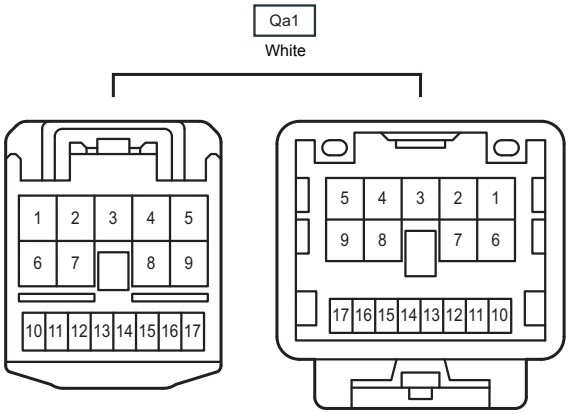
Qa1
White
1 2 3 4 5
6 7 8 9
10 11 12 13 14 15 16 17
5 4 3 2 1
9 8 7 6
17 16 15 14 13 12 11 10