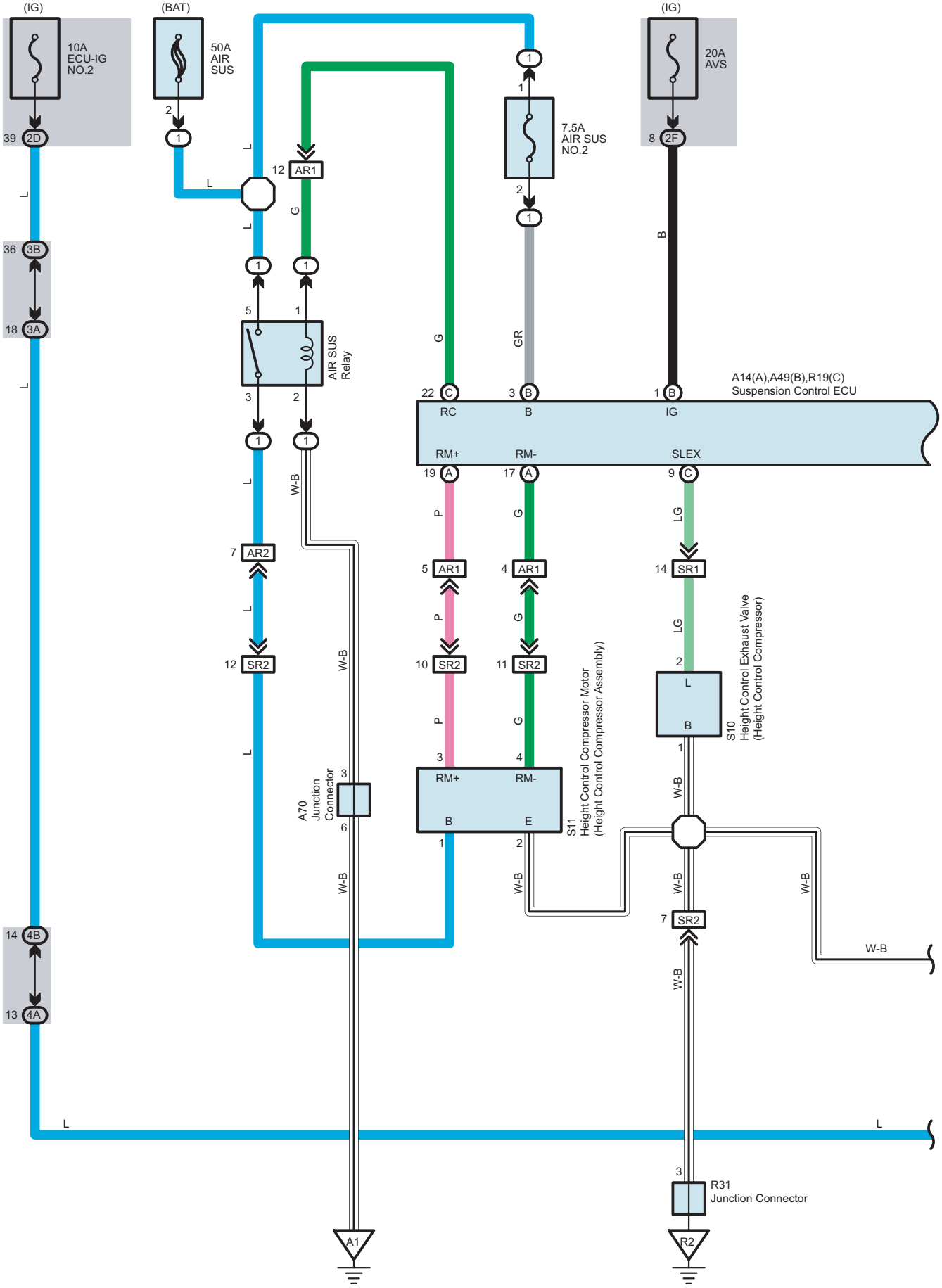
(IG)
10A
ECU-IG
NO.2
39 2D
36 3B
18 3A
14 4B
13 4A
(BAT)
50A
AIR
SUS
2
1
L
12 AR1
G
5
1
3
2
AIR SUS
Relay
7 AR2
12 SR2
W-B
A70
Junction
Connector
3
6
A1
7.5A
AIR SUS
NO.2
GR
(IG)
20A
AVS
8 2F
B
22 C
RC
3 B
B
1 B
IG
A14(A),A49(B),R19(C)
Suspension Control ECU
RM+
RM-
SLEX
19 A
17 A
9 C
P
LG
5 AR1
4 AR1
14 SR1
10 SR2
11 SR2
RM+
RM-
B
E
S11
Height Control Compressor Motor
(Height Control Compressor Assembly)
S10
Height Control Exhaust Valve
(Height Control Compressor)
7 SR2
R31
Junction Connector
R2

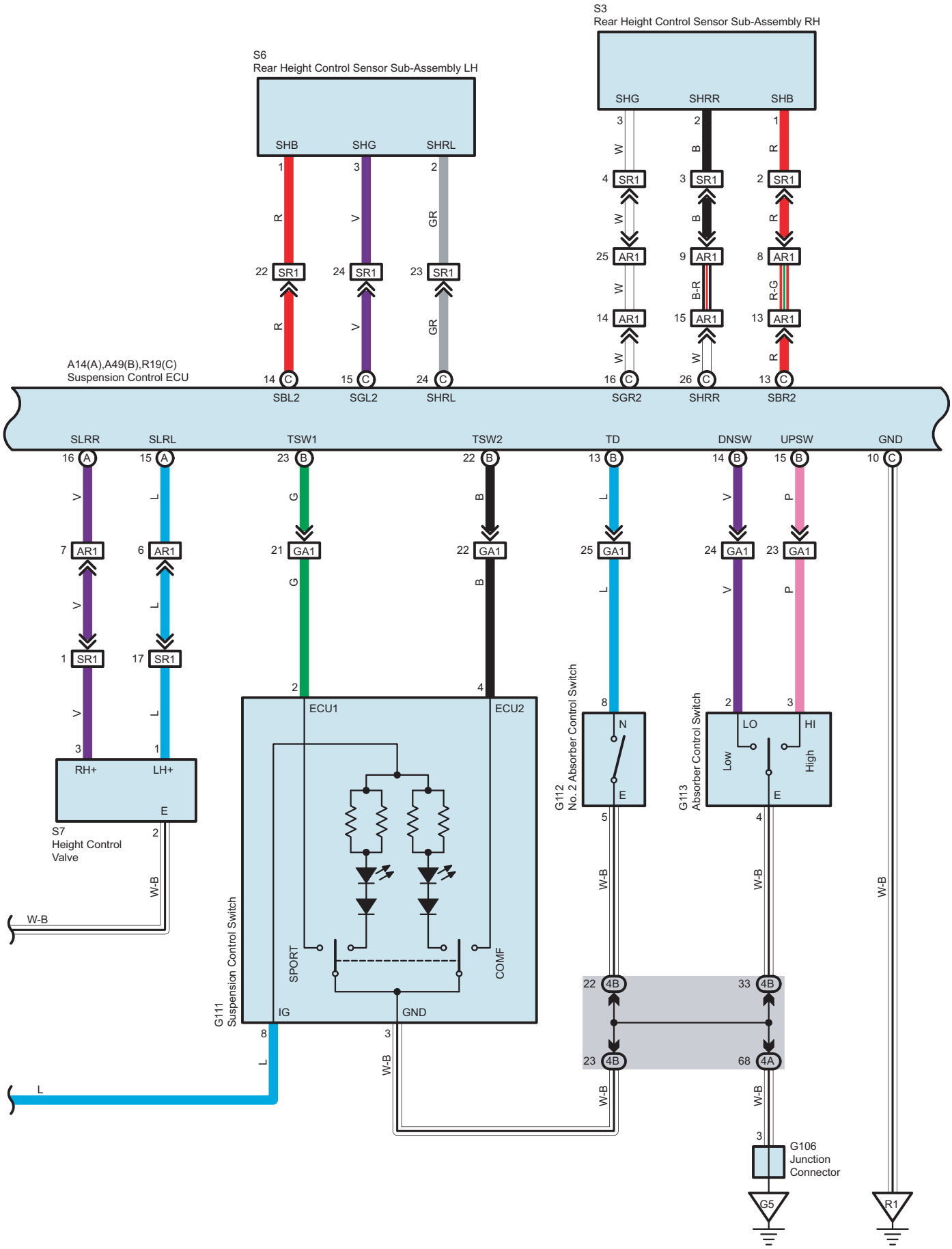
S3
Rear Height Control Sensor Sub-Assembly RH
SHG
SHRR
SHB
S6
Rear Height Control Sensor Sub-Assembly LH
SHB
SHG
SHRL
A14(A),A49(B),R19(C)
Suspension Control ECU
SBL2
SGL2
SHRL
SGR2
SHRR
SBR2
SLRR
SLRL
TSW1
TSW2
TD
DNSW
UPSW
GND
ECU1
ECU2
RH+
LH+
S7
Height Control
Valve
G111
Suspension Control Switch
SPORT
COMF
IG
G112
No. 2 Absorber Control Switch
G113
Absorber Control Switch
LO
HI
Low
High
G106
Junction
Connector
G5
R1

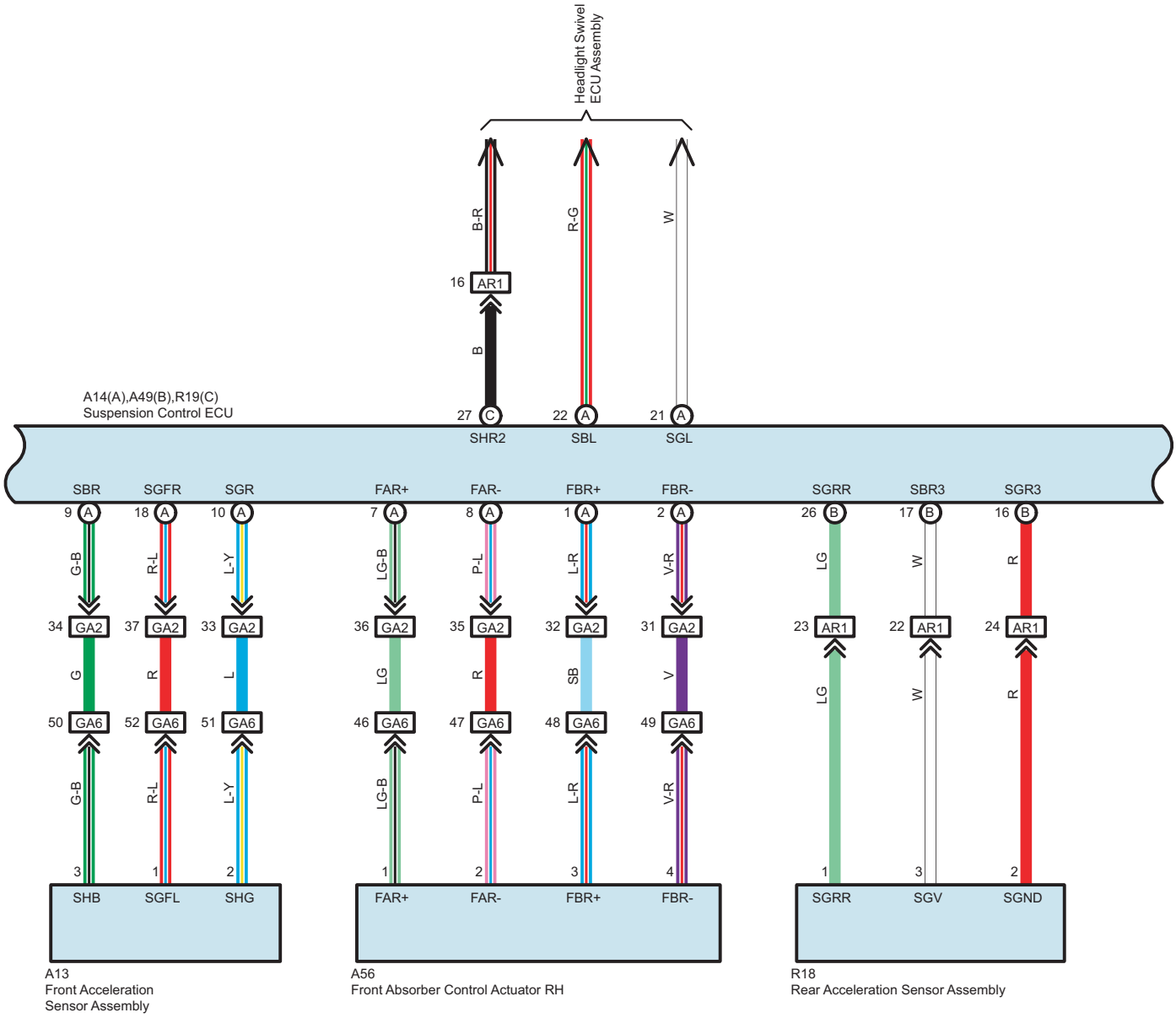
Headlight Swivel ECU Assembly
B-R
R-G
W
16 AR1
B
A14(A),A49(B),R19(C)
Suspension Control ECU
27 C SHR2
22 A SBL
21 A SGL
SBR
SGFR
SGR
FAR+
FAR-
FBR+
FBR-
SGRR
SBR3
SGR3
9 A
18 A
10 A
7 A
8 A
1 A
2 A
26 B
17 B
16 B
G-B
R-L
L-Y
LG-B
P-L
L-R
V-R
LG
W
R
34 GA2
37 GA2
33 GA2
36 GA2
35 GA2
32 GA2
31 GA2
23 AR1
22 AR1
24 AR1
G
R
L
LG
R
SB
V
LG
W
R
50 GA6
52 GA6
51 GA6
46 GA6
47 GA6
48 GA6
49 GA6
G-B
R-L
L-Y
LG-B
P-L
L-R
V-R
3
1
2
1
2
3
4
1
3
2
SHB
SGFL
SHG
FAR+
FAR-
FBR+
FBR-
SGRR
SGV
SGND
A13
Front Acceleration Sensor Assembly
A56
Front Absorber Control Actuator RH
R18
Rear Acceleration Sensor Assembly

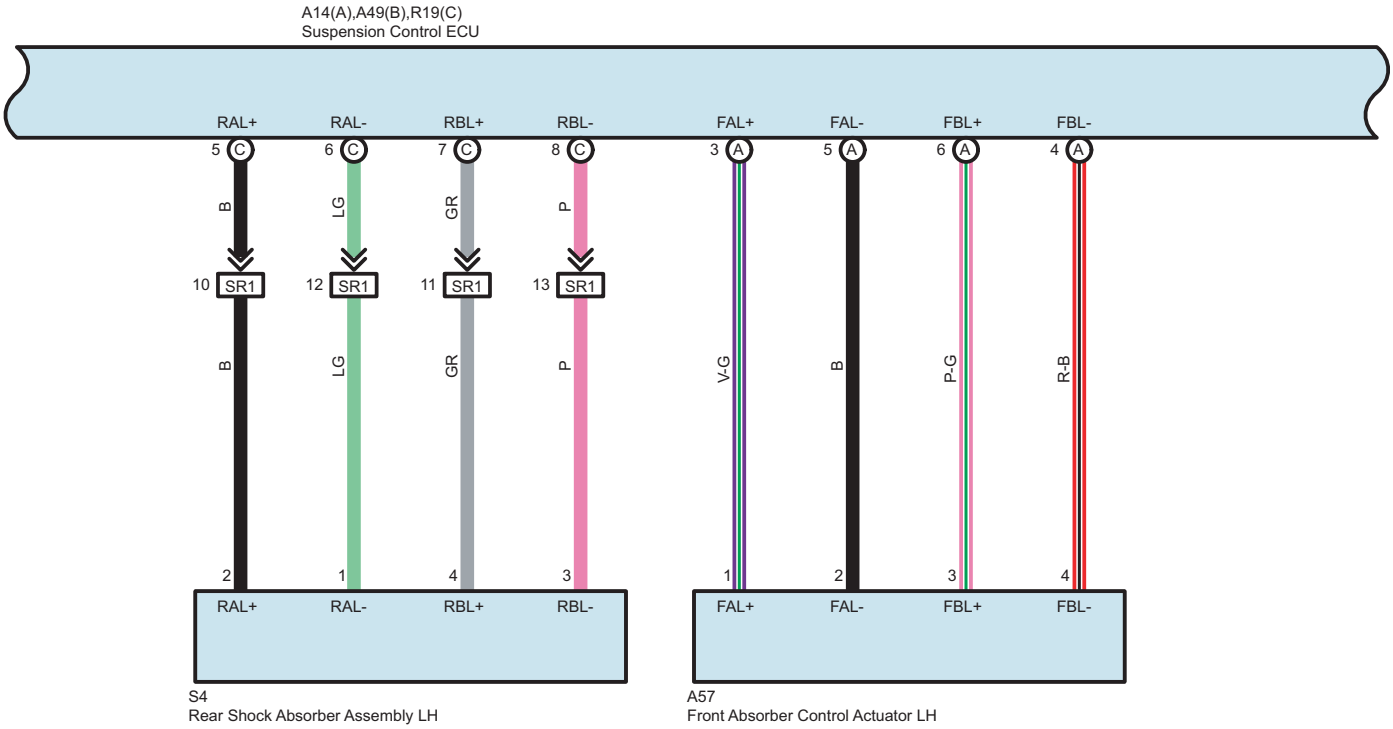
A14(A),A49(B),R19(C)
Suspension Control ECU
RAL+
RAL-
RBL+
RBL-
FAL+
FAL-
FBL+
FBL-
5 C
6 C
7 C
8 C
3 A
5 A
6 A
4 A
B
LG
GR
P
10 SR1
12 SR1
11 SR1
13 SR1
B
LG
GR
P
V-G
B
P-G
R-B
2
1
4
3
1
2
3
4
RAL+
RAL-
RBL+
RBL-
FAL+
FAL-
FBL+
FBL-
S4
Rear Shock Absorber Assembly LH
A57
Front Absorber Control Actuator LH

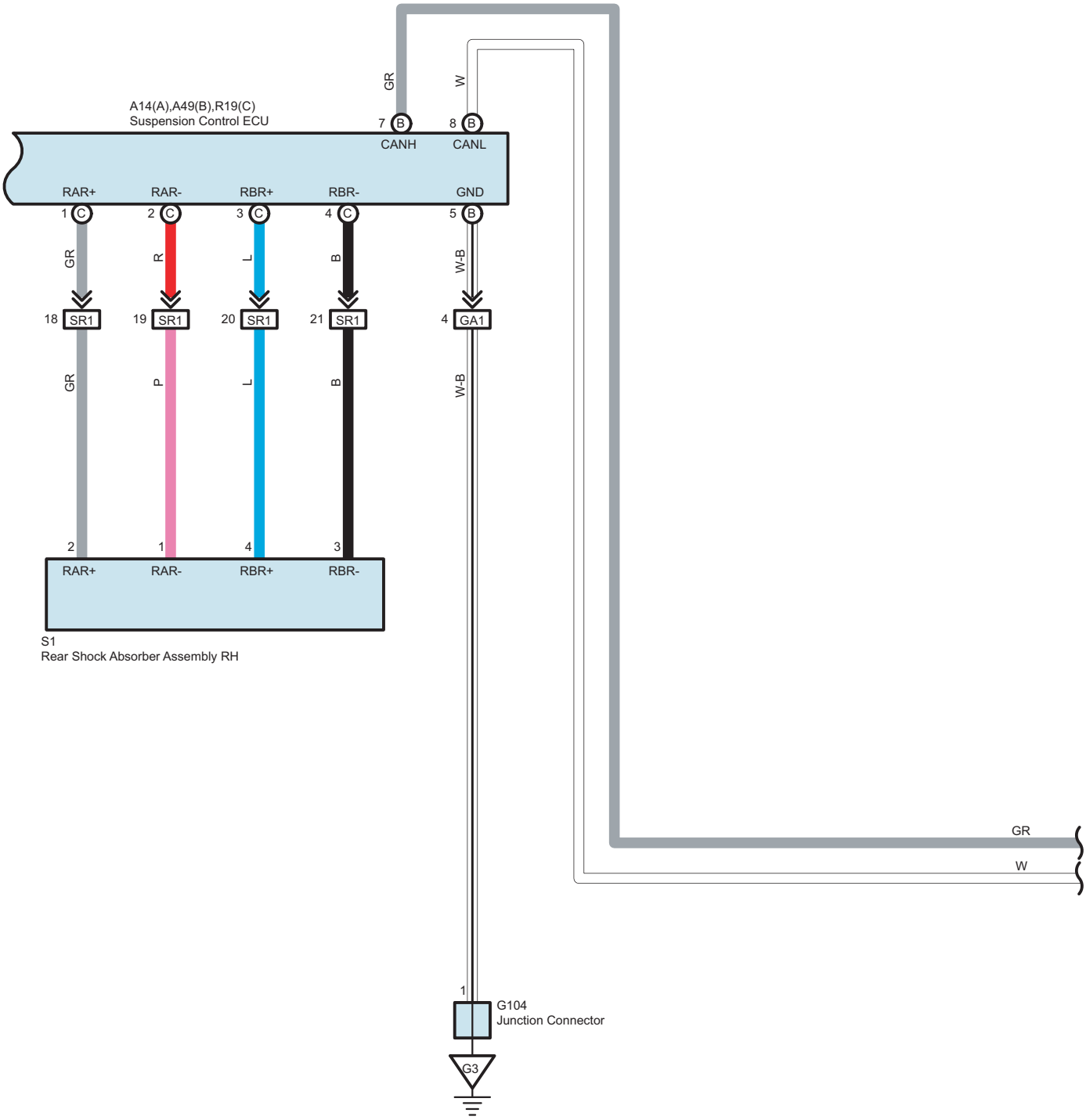
A14(A),A49(B),R19(C)
Suspension Control ECU
7 B
CANH
8 B
CANL
GR
W
RAR+
RAR-
RBR+
RBR-
GND
1 C
2 C
3 C
4 C
5 B
GR
R
L
B
W-B
18 SR1
19 SR1
20 SR1
21 SR1
4 GA1
GR
P
L
B
W-B
2
1
4
3
RAR+
RAR-
RBR+
RBR-
S1
Rear Shock Absorber Assembly RH
GR
W
1
G104
Junction Connector
G3

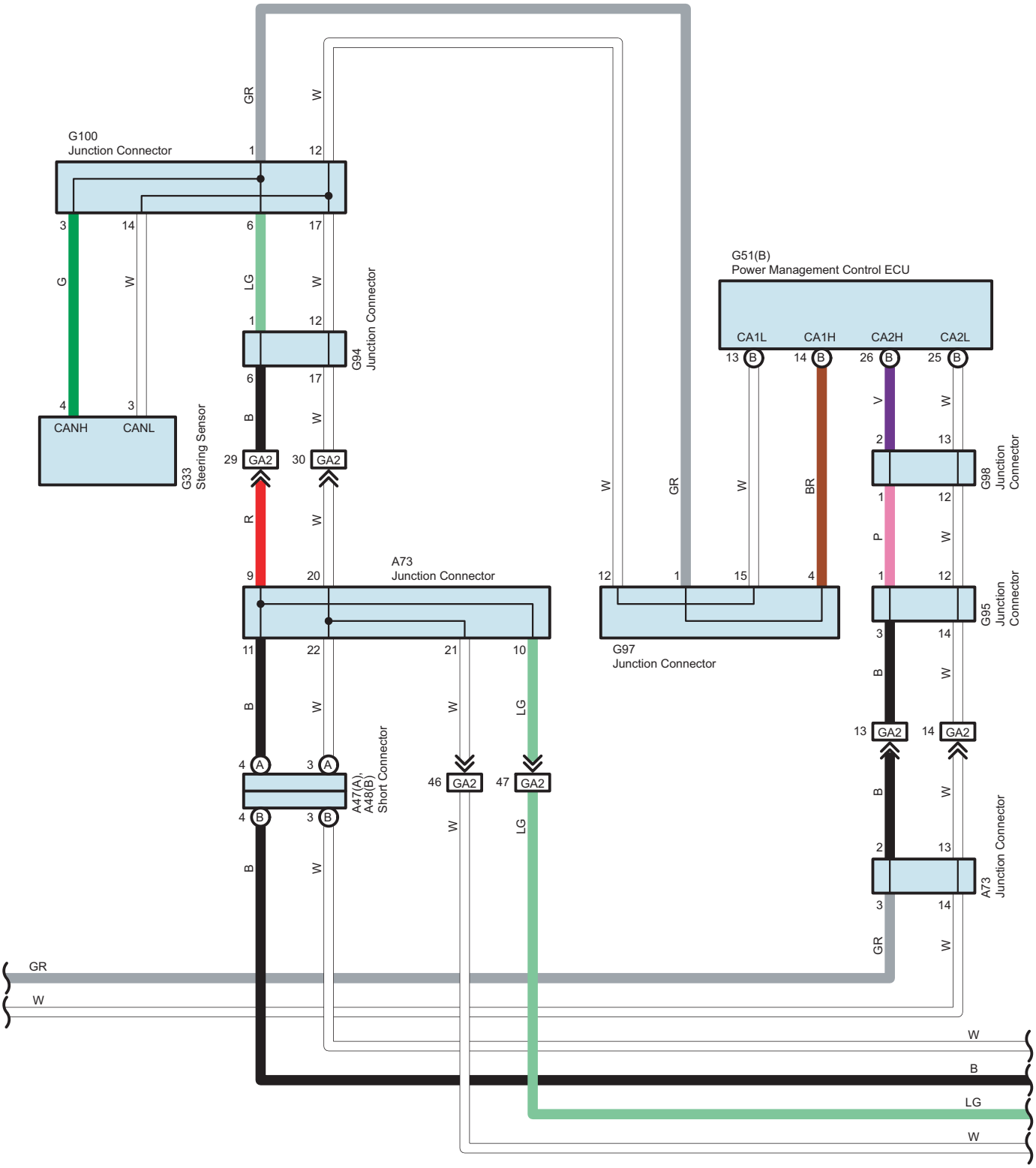
G100
Junction Connector
G94
Junction Connector
G33
Steering Sensor
CANH
CANL
A73
Junction Connector
A47(A),
A48(B)
Short Connector
G51(B)
Power Management Control ECU
CA1L
CA1H
CA2H
CA2L
G98
Junction
Connector
G95
Junction
Connector
G97
Junction Connector
A73
Junction Connector
GA2
GR
W
LG
B
R
G
BR
V
P

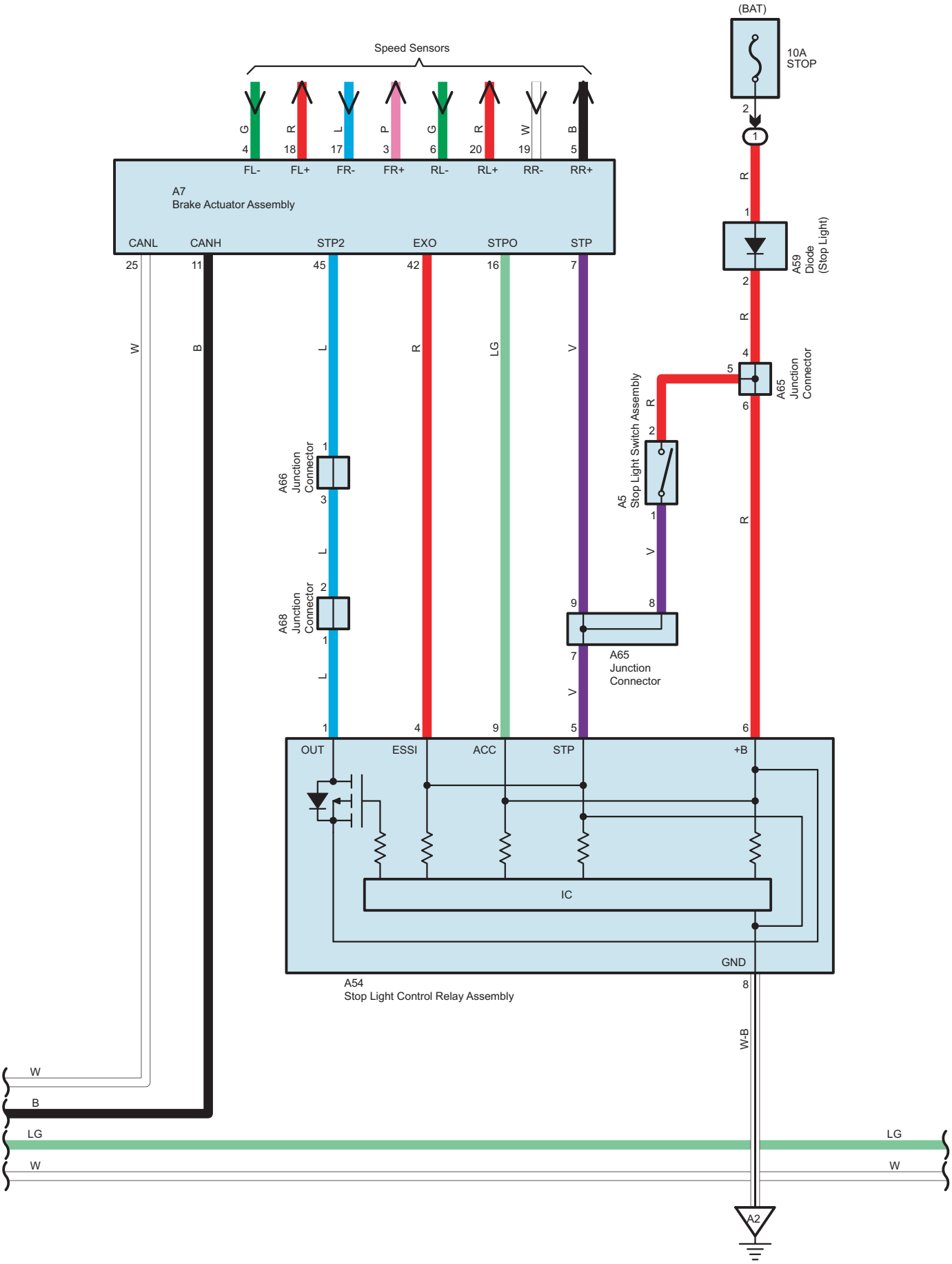
(BAT)
10A
STOP
Speed Sensors
G
R
L
P
G
R
W
B
4
18
17
3
6
20
19
5
FL-
FL+
FR-
FR+
RL-
RL+
RR-
RR+
A7
Brake Actuator Assembly
CANL
CANH
STP2
EXO
STPO
STP
25
11
45
42
16
7
A59
Diode
(Stop Light)
A65
Junction
Connector
A5
Stop Light Switch Assembly
A66
Junction
Connector
A68
Junction
Connector
A65
Junction
Connector
OUT
ESSI
ACC
STP
+B
IC
GND
A54
Stop Light Control Relay Assembly
W-B
W
B
LG
W
A2

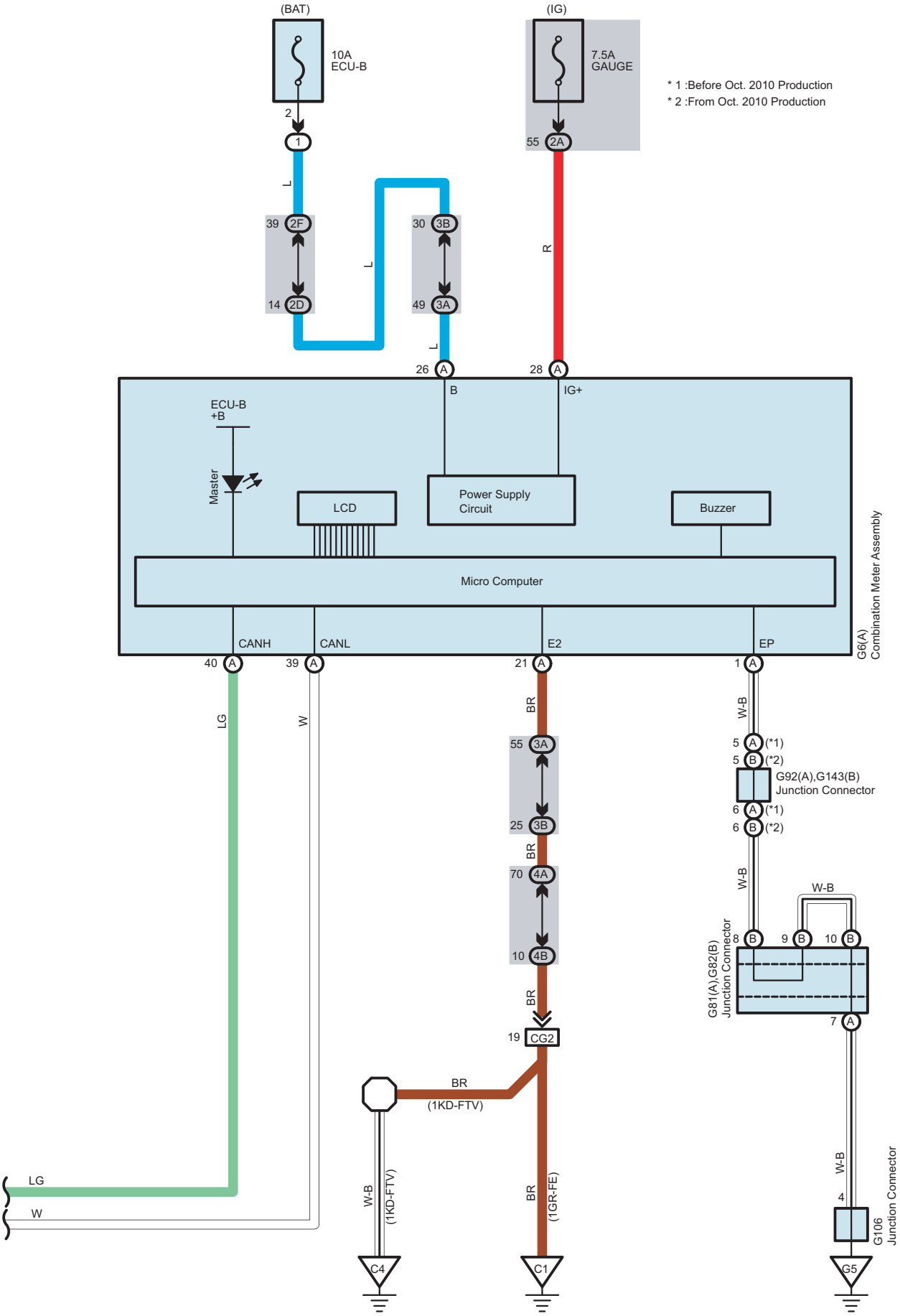
(BAT)
10A
ECU-B
(IG)
7.5A
GAUGE
* 1 :Before Oct. 2010 Production
* 2 :From Oct. 2010 Production
2
1
L
39 2F
14 2D
30 3B
49 3A
L
L
55 2A
R
26 A
28 A
B
IG+
ECU-B
+B
Master
LCD
Power Supply
Circuit
Buzzer
Micro Computer
CANH
CANL
E2
EP
G6(A)
Combination Meter Assembly
40 A
39 A
21 A
1 A
LG
W
BR
55 3A
25 3B
BR
70 4A
10 4B
BR
19 CG2
W-B
5 A (*1)
5 B (*2)
G92(A),G143(B)
Junction Connector
6 A (*1)
6 B (*2)
W-B
W-B
8 B
9 B
10 B
G81(A),G82(B)
Junction Connector
7 A
BR
(1KD-FTV)
LG
W
W-B
(1KD-FTV)
BR
(1GR-FE)
W-B
4
G106
Junction Connector
C4
C1
G5

A5
White

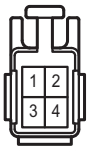

A7
Black

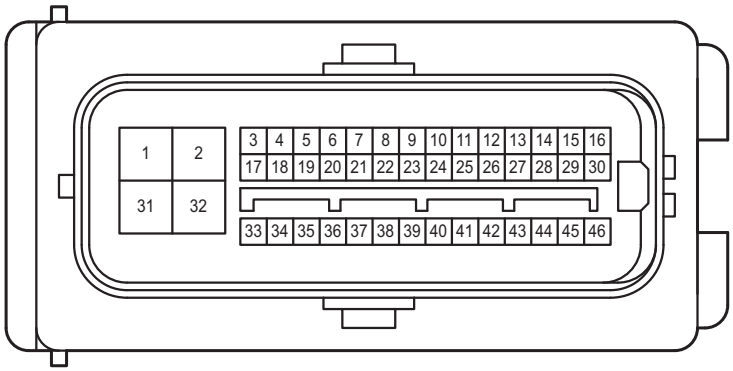

A13
Gray

A14
Black

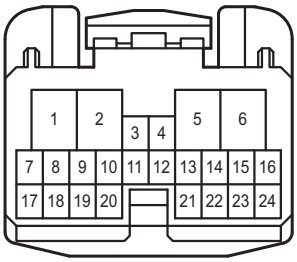

A47
Gray

A48
Gray

A49
Black



A54
Black



A56
Black

A57
Black

A59
Black

A65
White

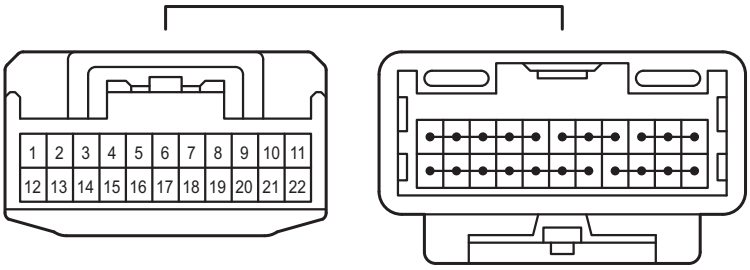

A66
White

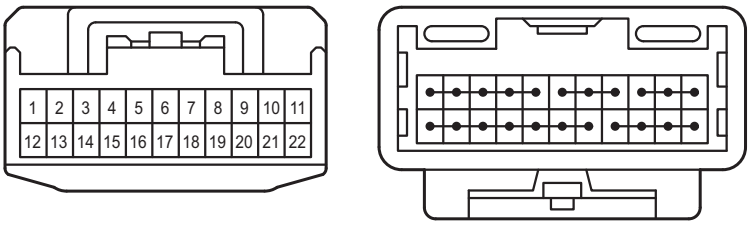

A68
Dark Gray

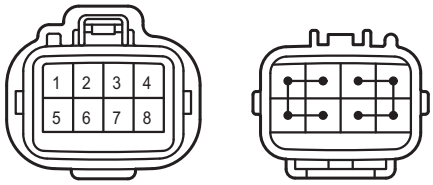

A70
White

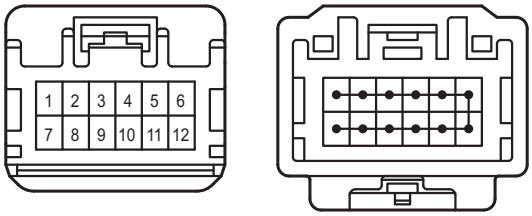

A73
White

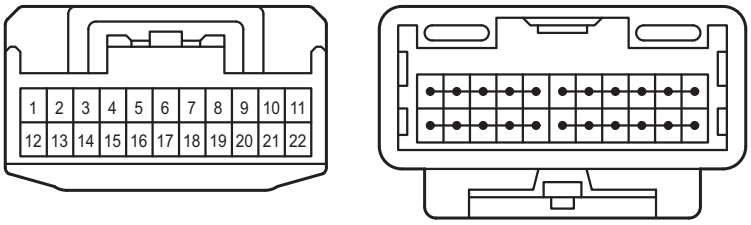

G6
Black

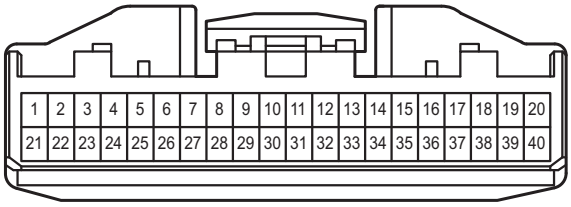

G33
White



G51
Black

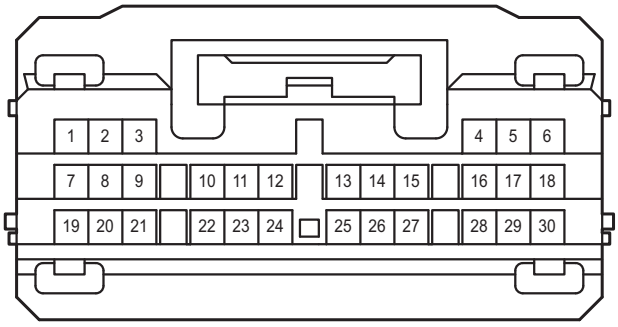

G81
White

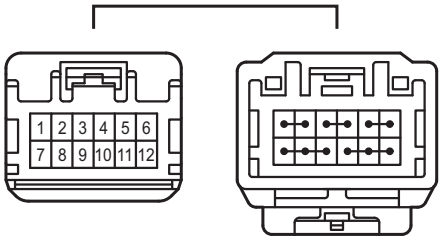

G82
White

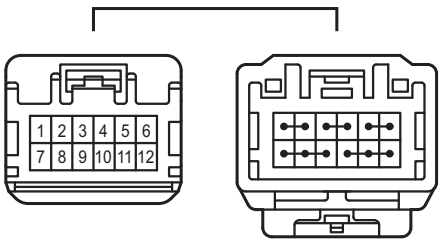

G92
White

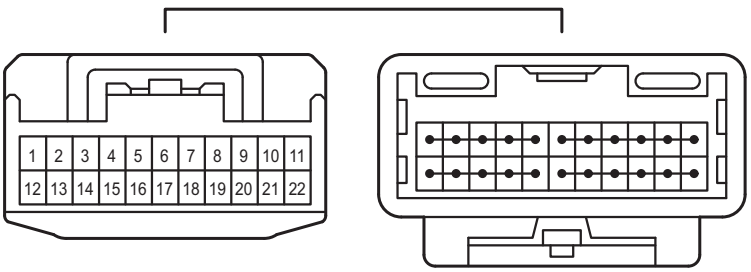

G94
White

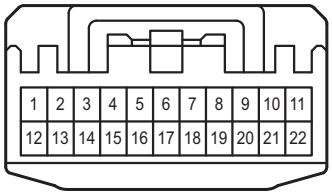

G95
White

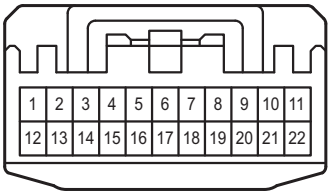

G97
White

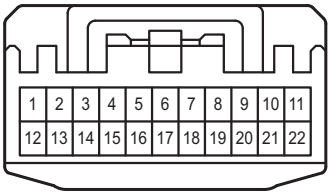

G98
White

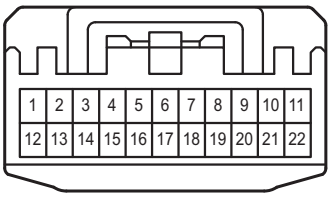

G100
Gray

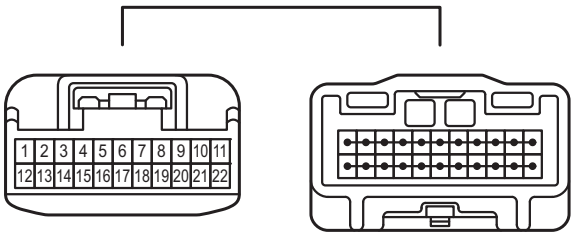

G104
White

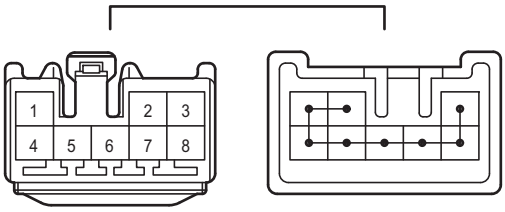

G106
White

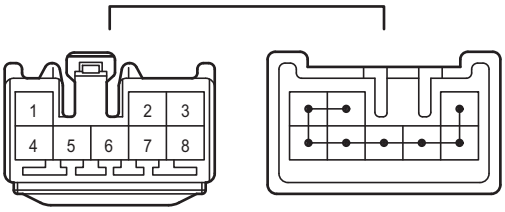

G111
White

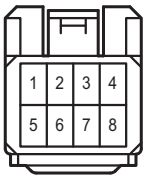

G112
Black



G113
White

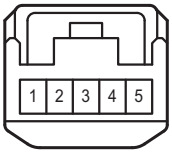

G143
Black

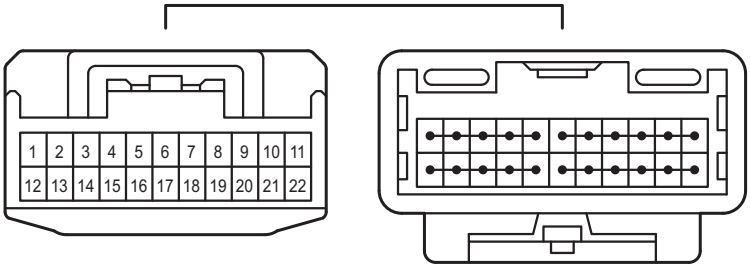

R18
Gray

R19
Black



R31
White

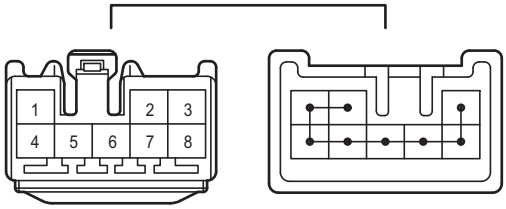

S1
Black

S3
Black

S4
Black

S6
Black

S7
Black

S10
Black

S11
Gray

2A
White

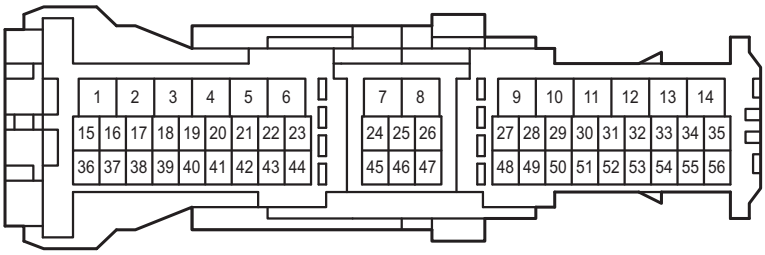

2D
White

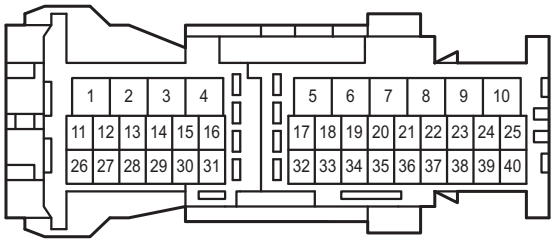

2F
White

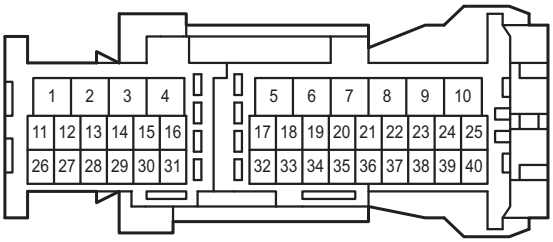

3A
White

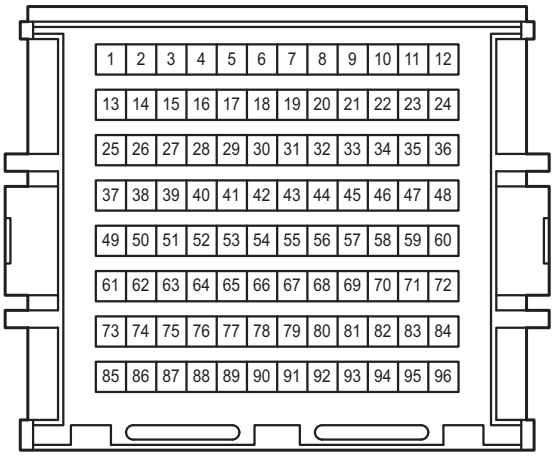

3B
White

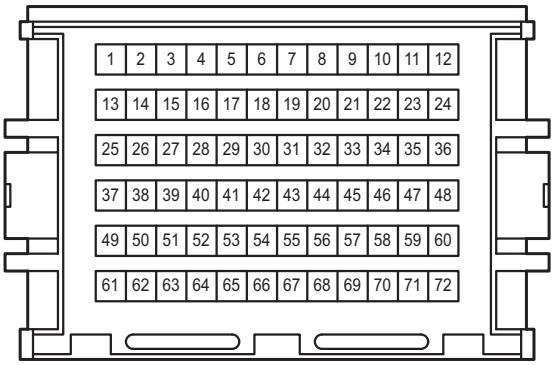

4A
White

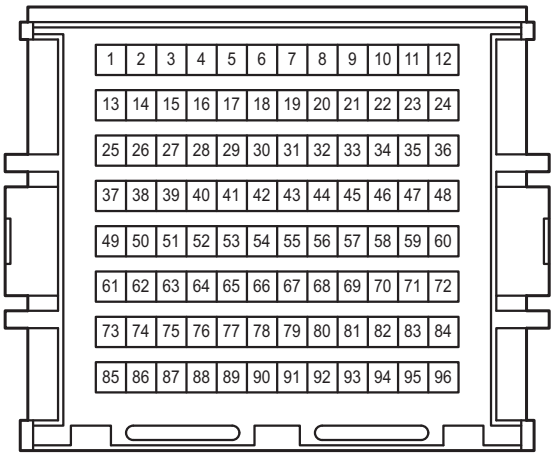

4B
White

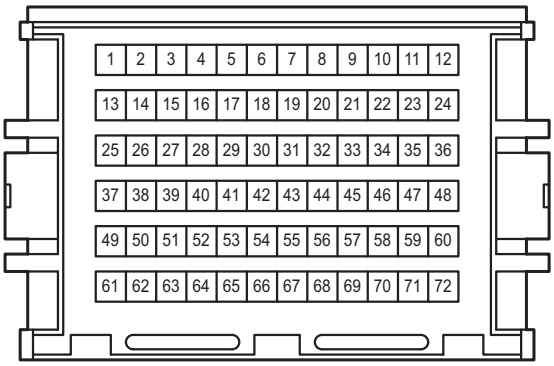

AR1
White

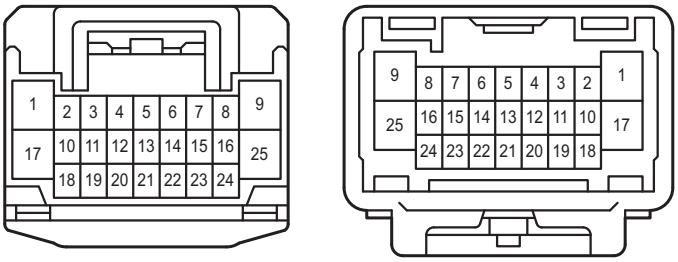

AR2
Gray

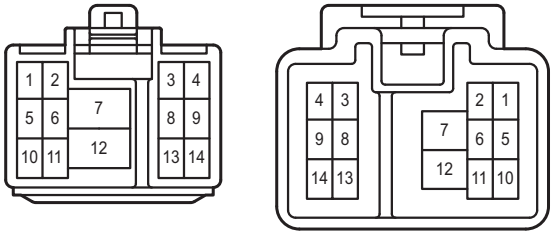

CG2
White

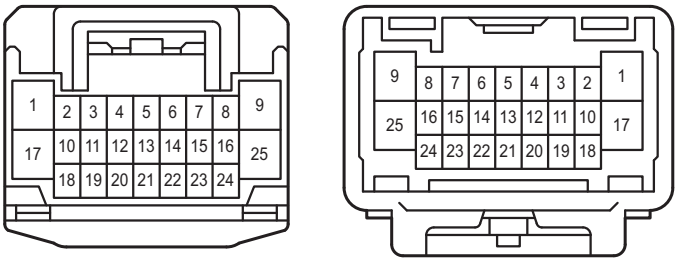

GA1
White

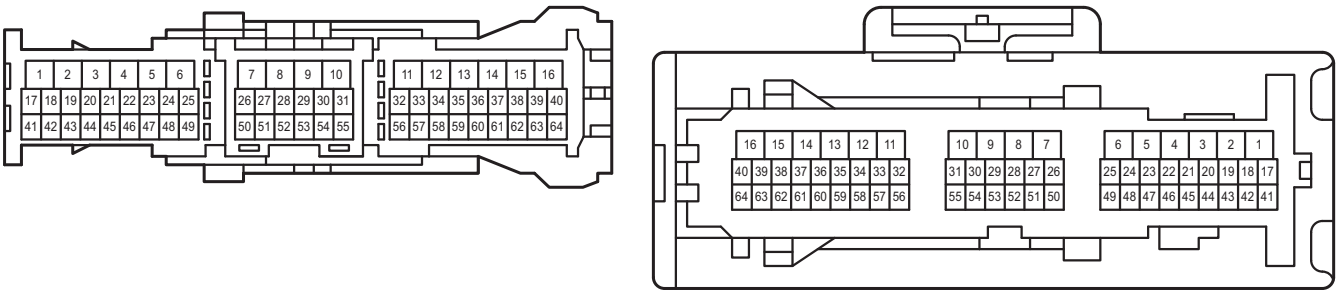

GA2
White

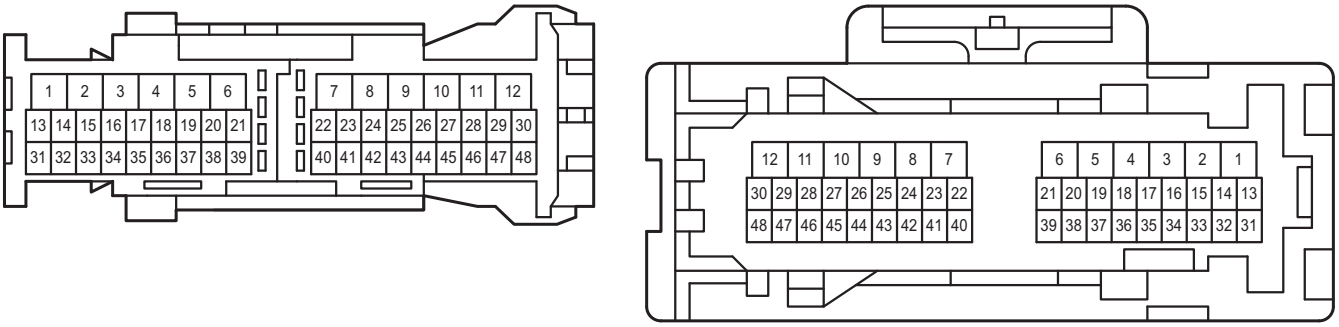

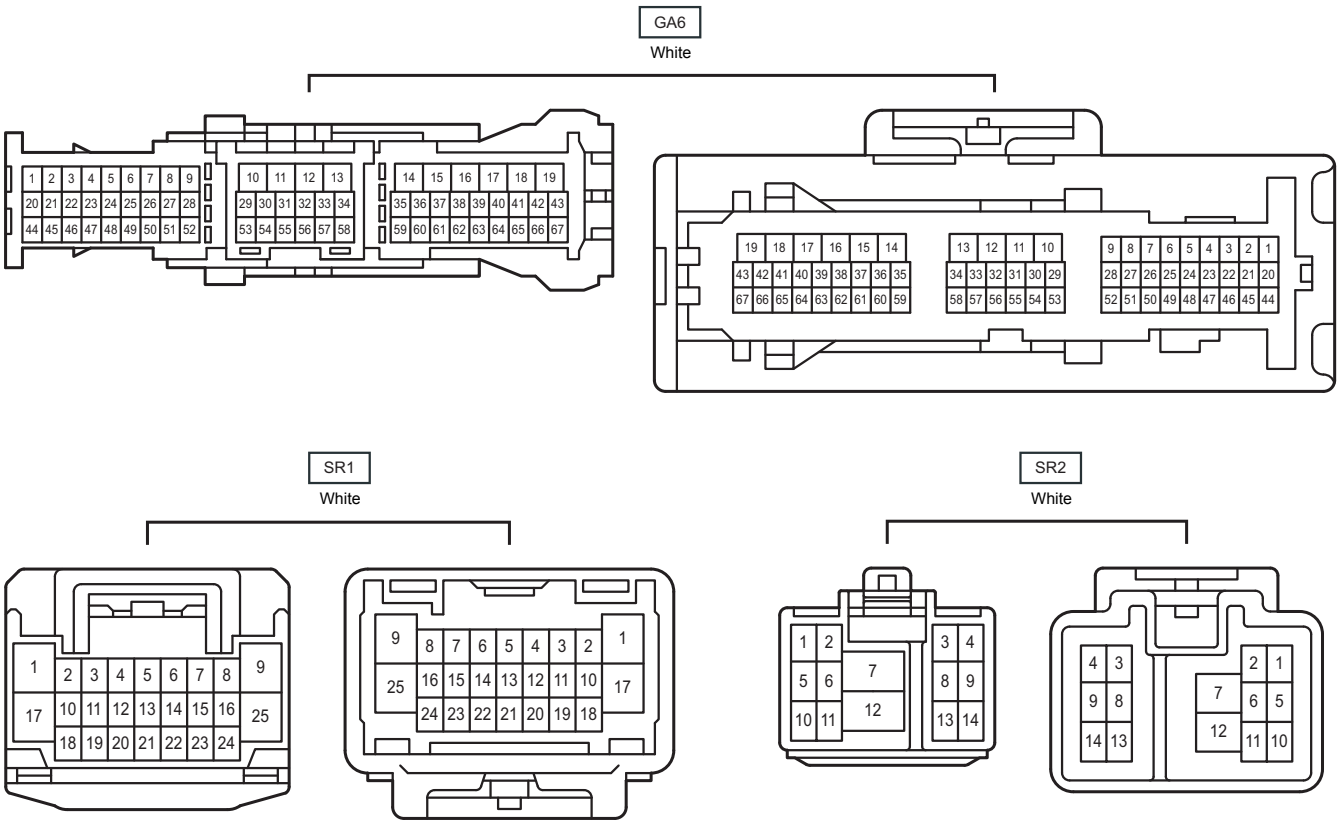
GA6
White
SR1
White
SR2
White