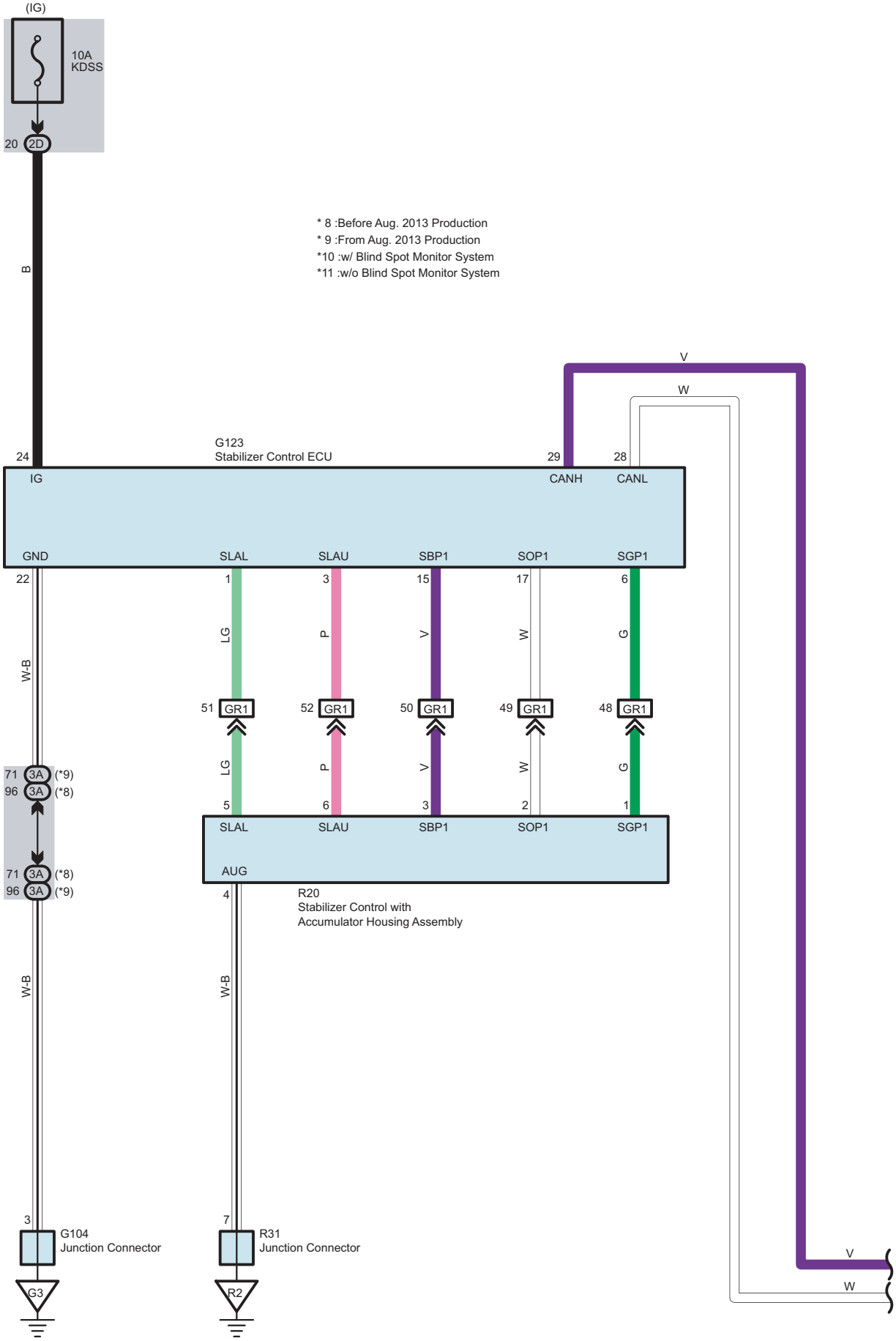
(IG)
10A
KDSS
20
2D
B
* 8 :Before Aug. 2013 Production
* 9 :From Aug. 2013 Production
*10 :w/ Blind Spot Monitor System
*11 :w/o Blind Spot Monitor System
V
W
24
G123
Stabilizer Control ECU
29
28
IG
CANH
CANL
GND
SLAL
SLAU
SBP1
SOP1
SGP1
22
1
3
15
17
6
LG
P
V
W
G
W-B
51
GR1
52
GR1
50
GR1
49
GR1
48
GR1
71
3A
(*9)
96
3A
(*8)
5
6
3
2
1
SLAL
SLAU
SBP1
SOP1
SGP1
AUG
4
R20
Stabilizer Control with
Accumulator Housing Assembly
3
7
G104
Junction Connector
R31
Junction Connector
G3
R2

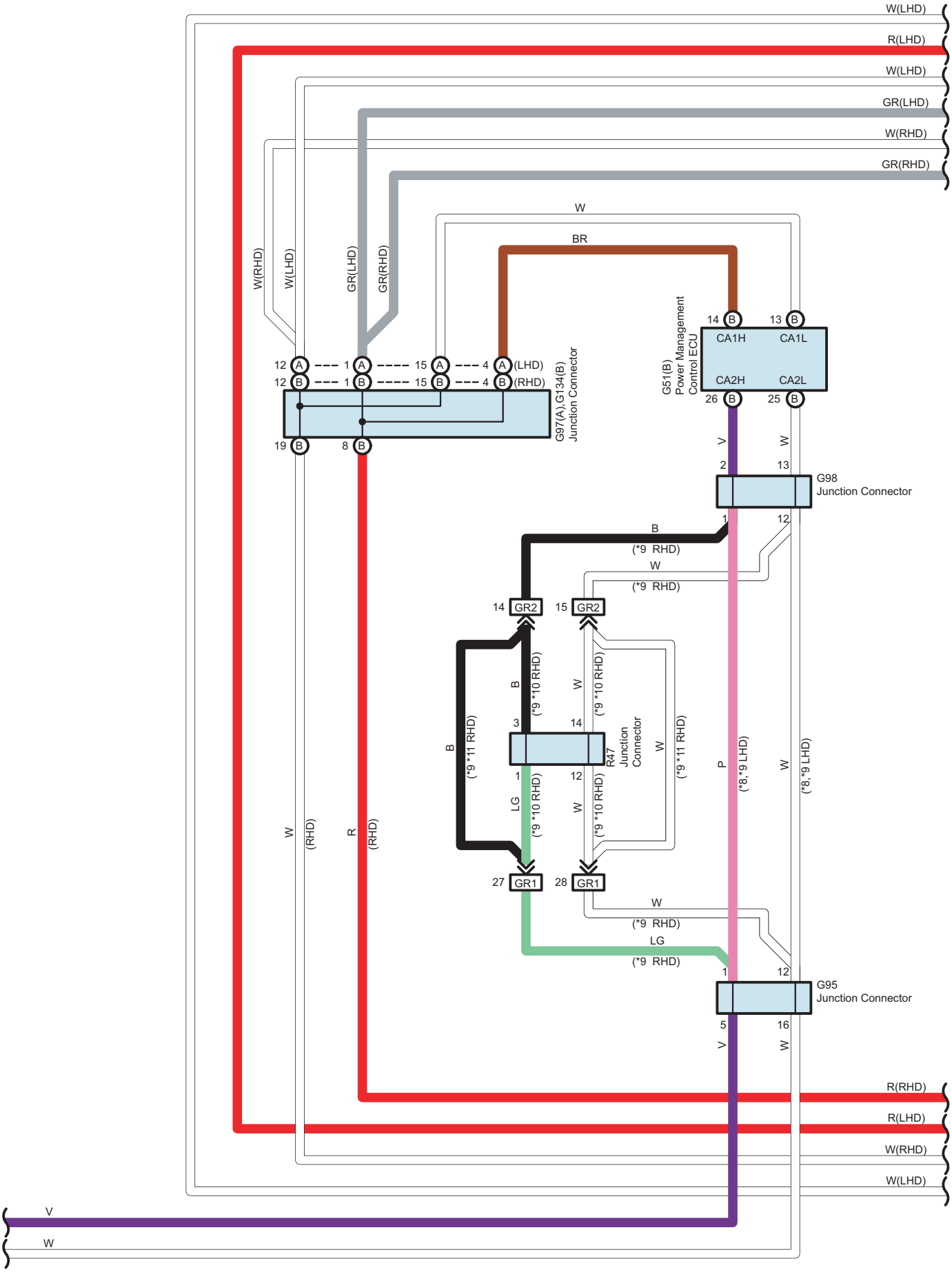
W(LHD)
R(LHD)
W(LHD)
GR(LHD)
W(RHD)
GR(RHD)
W
BR
W(RHD)
W(LHD)
GR(LHD)
GR(RHD)
G51(B)
Power Management
Control ECU
14 B
13 B
CA1H
CA1L
CA2H
CA2L
26 B
25 B
12 A
1 A
15 A
4 A
(LHD)
12 B
1 B
15 B
4 B
(RHD)
G97(A),G134(B)
Junction Connector
19 B
8 B
V
W
2
13
G98
Junction Connector
1
12
B
(*9 RHD)
W
(*9 RHD)
14 GR2
15 GR2
B
(*9 *10 RHD)
W
(*9 *10 RHD)
3
14
R47
Junction
Connector
B
(*9 *11 RHD)
W
(*9 *11 RHD)
1
12
LG
(*9 *10 RHD)
W
(*9 *10 RHD)
P
(*8,*9 LHD)
W
(*8,*9 LHD)
W
(RHD)
R
(RHD)
27 GR1
28 GR1
W
(*9 RHD)
LG
(*9 RHD)
1
12
G95
Junction Connector
5
16
V
W
R(RHD)
R(LHD)
W(RHD)
W(LHD)
V
W

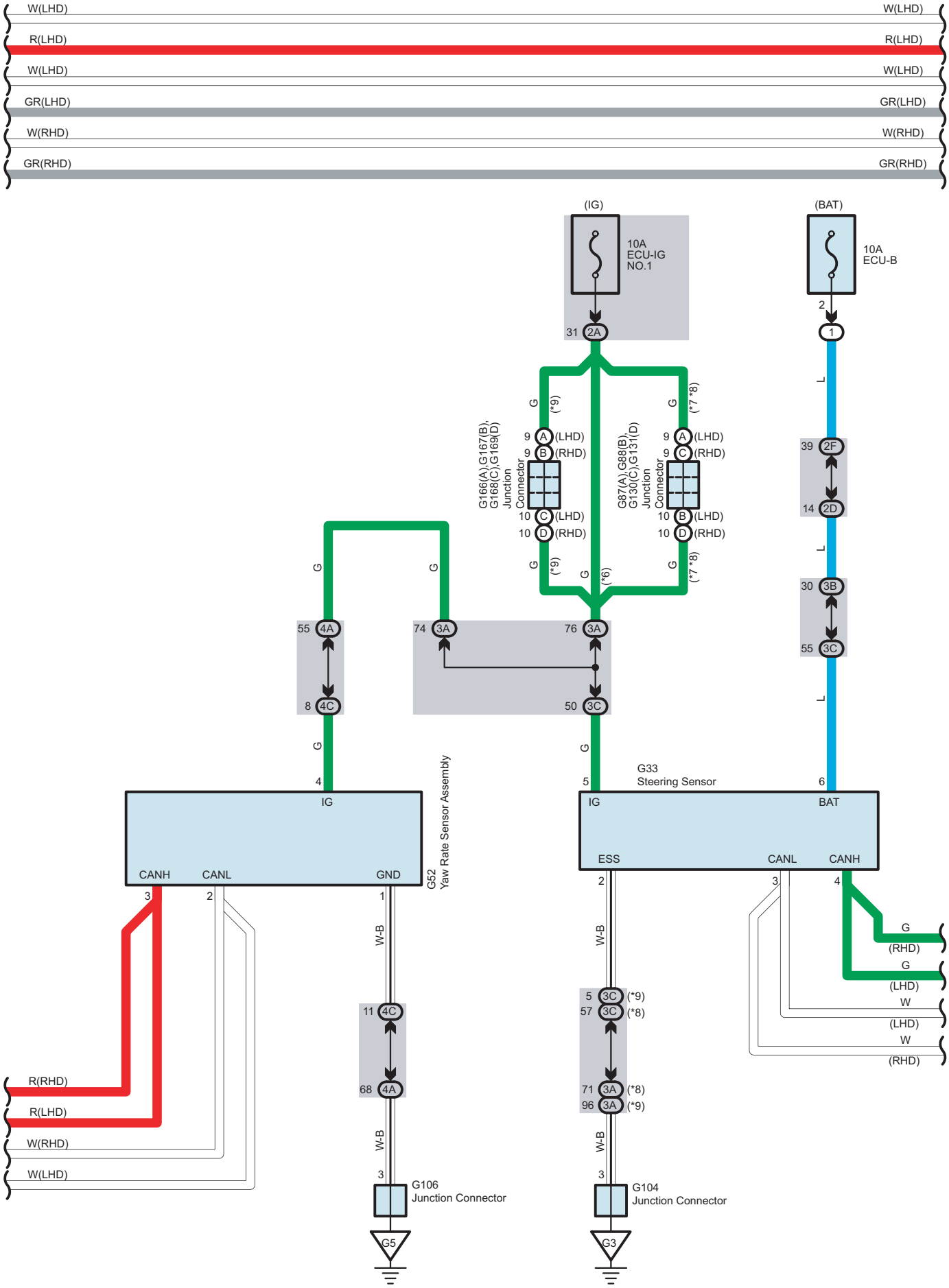
W(LHD)
R(LHD)
W(LHD)
GR(LHD)
W(RHD)
GR(RHD)
(IG)
10A
ECU-IG
NO.1
31 2A
(BAT)
10A
ECU-B
2
1
L
39 2F
14 2D
30 3B
55 3C
G
(*9)
(*7 *8)
G166(A),G167(B),
G168(C),G169(D)
Junction
Connector
9 A (LHD)
9 B (RHD)
10 C (LHD)
10 D (RHD)
G87(A),G88(B),
G130(C),G131(D)
Junction
Connector
9 A (LHD)
9 C (RHD)
10 B (LHD)
10 D (RHD)
(*6)
55 4A
8 4C
74 3A
76 3A
50 3C
4
IG
CANH
CANL
GND
G52
Yaw Rate Sensor Assembly
3
2
1
W-B
11 4C
68 4A
3
G106
Junction Connector
G5
R(RHD)
R(LHD)
W(RHD)
W(LHD)
5
G33
Steering Sensor
6
IG
BAT
ESS
CANL
CANH
2
3
4
5 3C (*9)
57 3C (*8)
71 3A (*8)
96 3A (*9)
G104
Junction Connector
G3
G
(RHD)
G
(LHD)
W
(LHD)
W
(RHD)

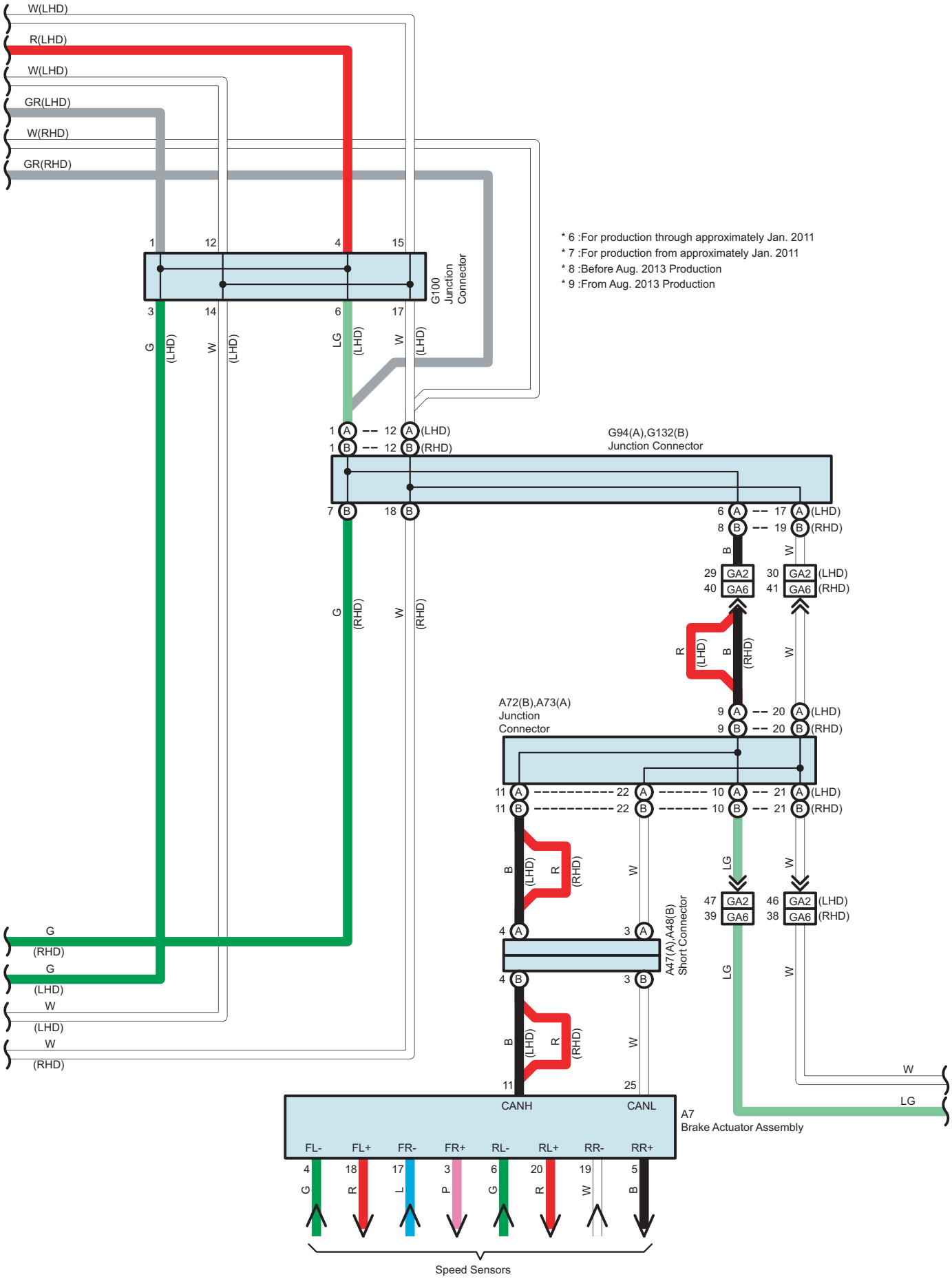
W(LHD)
R(LHD)
W(LHD)
GR(LHD)
W(RHD)
GR(RHD)
G100 Junction Connector
* 6 :For production through approximately Jan. 2011
* 7 :For production from approximately Jan. 2011
* 8 :Before Aug. 2013 Production
* 9 :From Aug. 2013 Production
G94(A),G132(B) Junction Connector
A72(B),A73(A) Junction Connector
A47(A),A48(B) Short Connector
A7 Brake Actuator Assembly
CANH
CANL
FL-
FL+
FR-
FR+
RL-
RL+
RR-
RR+
Speed Sensors

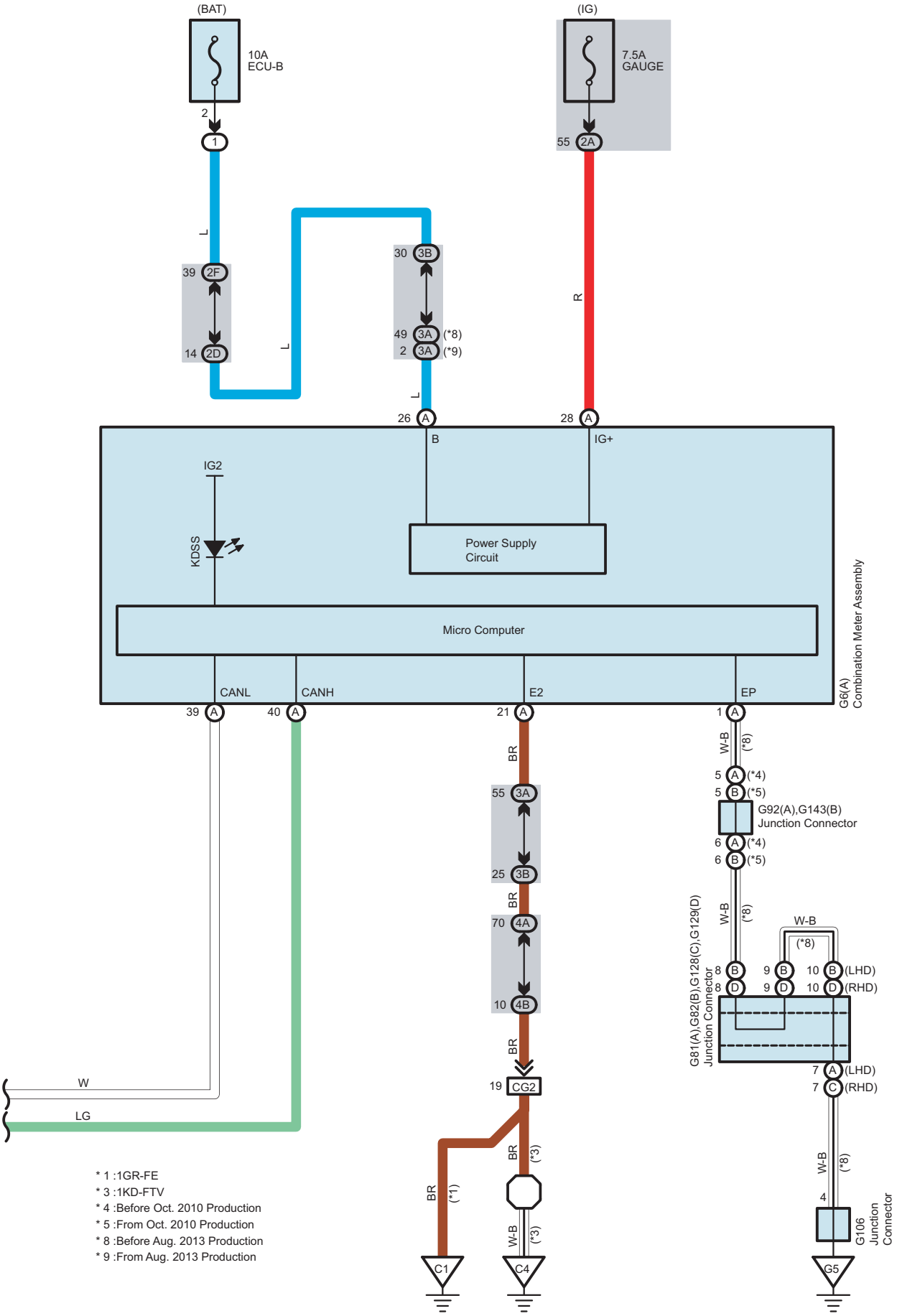
(BAT)
10A
ECU-B
(IG)
7.5A
GAUGE
2
1
55 2A
L
39 2F
14 2D
30 3B
49 3A (*8)
2 3A (*9)
R
26 A
28 A
B
IG+
IG2
KDSS
Power Supply
Circuit
Micro Computer
CANL
CANH
E2
EP
G6(A)
Combination Meter Assembly
39 A
40 A
21 A
1 A
W-B
(*8)
5 A (*4)
5 B (*5)
G92(A),G143(B)
Junction Connector
6 A (*4)
6 B (*5)
BR
55 3A
25 3B
70 4A
10 4B
W-B
(*8)
G81(A),G82(B),G128(C),G129(D)
Junction Connector
8 B
8 D
9 B
9 D
10 B (LHD)
10 D (RHD)
7 A (LHD)
7 C (RHD)
19 CG2
W
LG
BR
(*1)
(*3)
W-B
4
G106
Junction
Connector
C1
C4
G5
* 1 :1GR-FE
* 3 :1KD-FTV
* 4 :Before Oct. 2010 Production
* 5 :From Oct. 2010 Production
* 8 :Before Aug. 2013 Production
* 9 :From Aug. 2013 Production

A7
Black

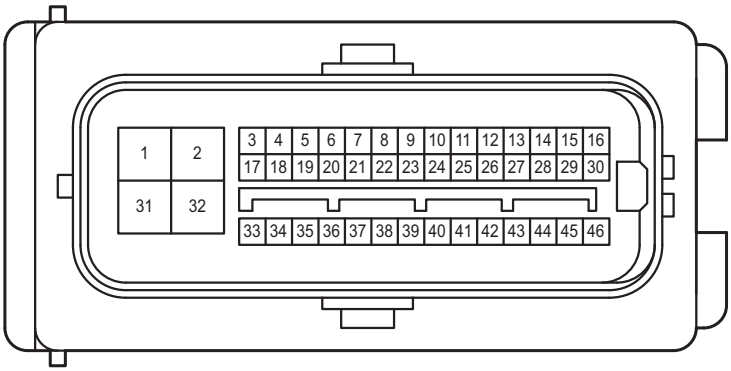

A47
Gray

A48
Gray

A72
White

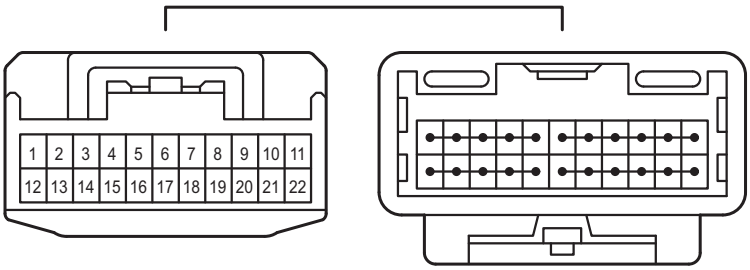

A73
White

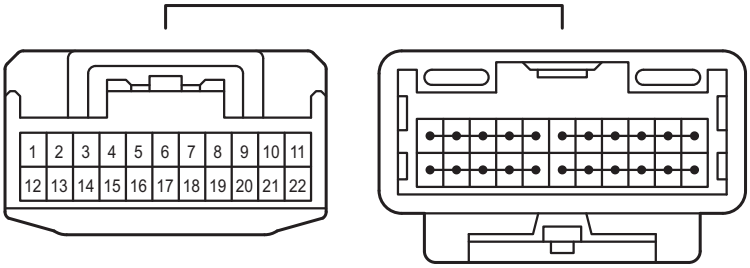

G6
Black

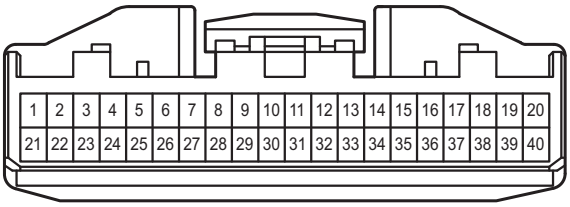

G33
White

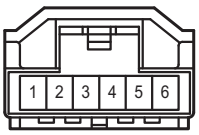

G51
Black

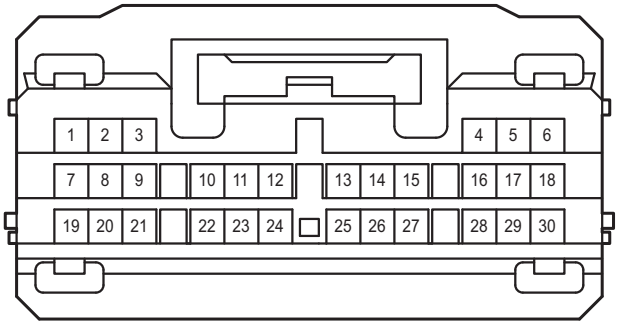

G52
Black



G81
White

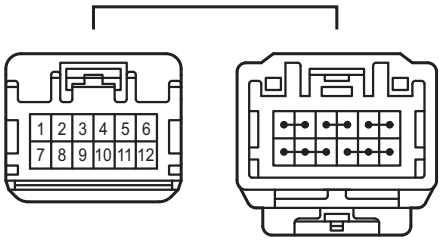

G82
White

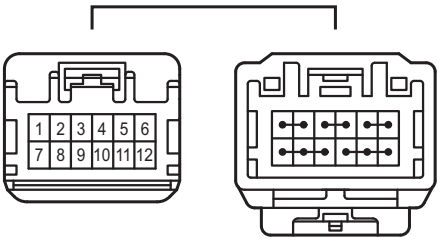

G87
Black

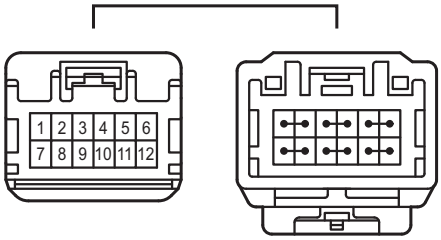

G88
Black

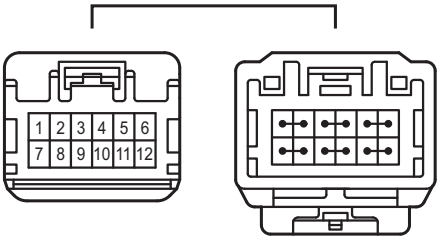

G92
White

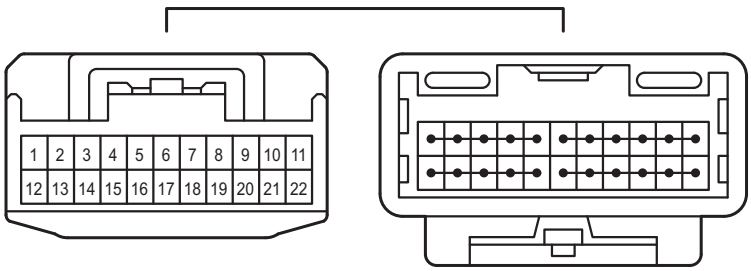

G94
White

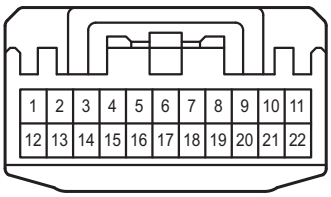

G95
White

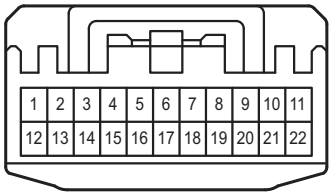

G97
White

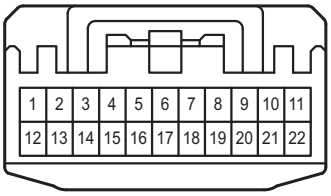

G98
White

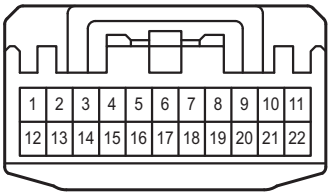

G100
Gray

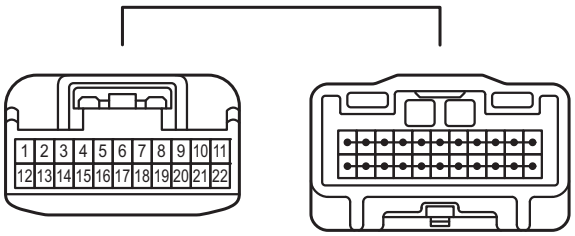

G104
White

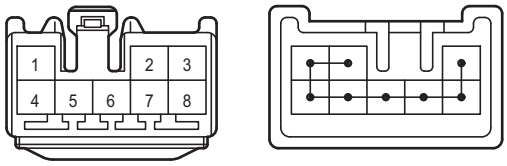

G106
White

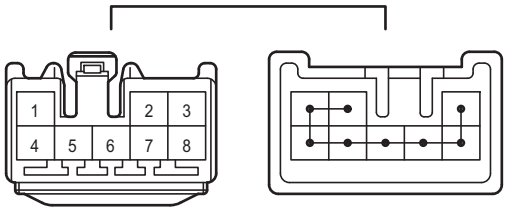

G123
White

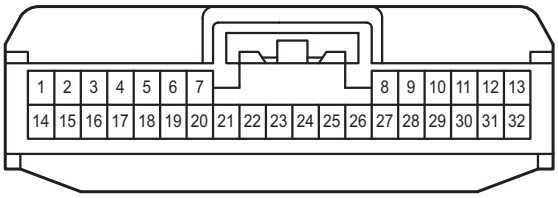

G128
Black

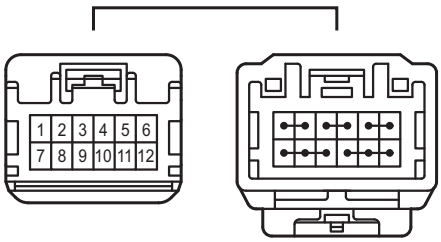

G129
Black

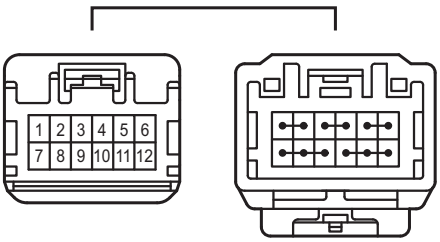

G130
White

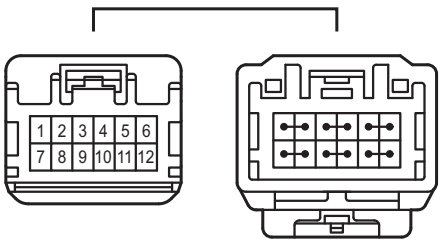

G131
White

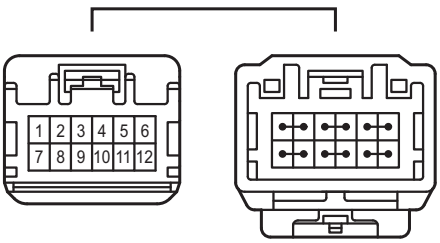

G132
Gray

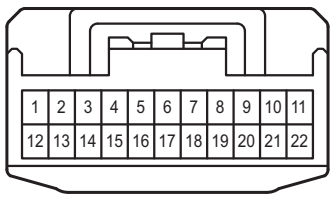

G134
Gray

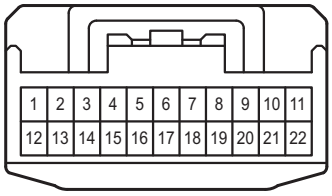

G143
Black

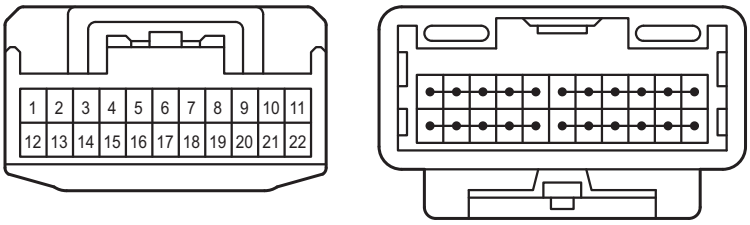

G166
Blue

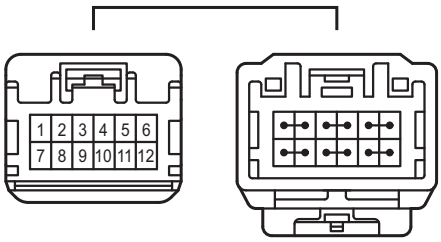

G167
Blue

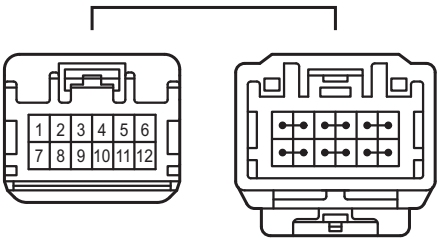

G168
Blue

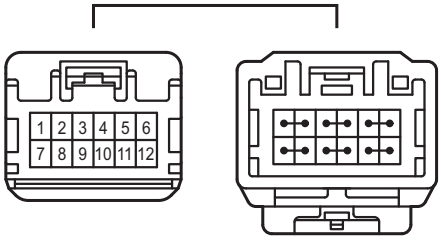

G169
Blue

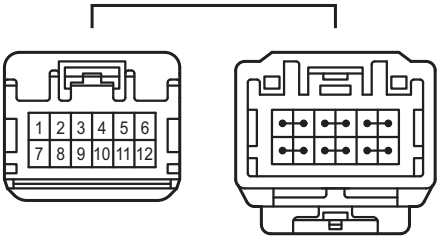

R20
Black



R31
White

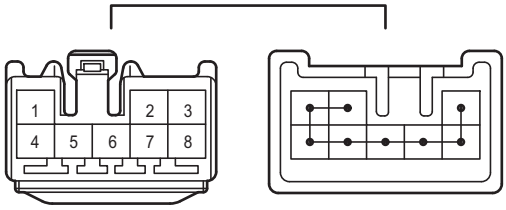

R47
Gray

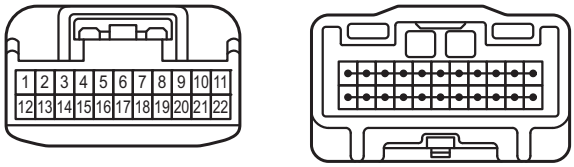

2A
White

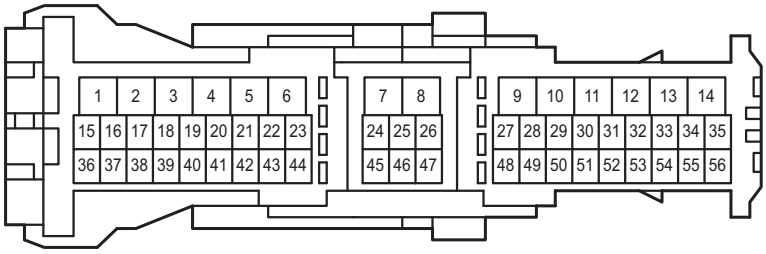

2D
White

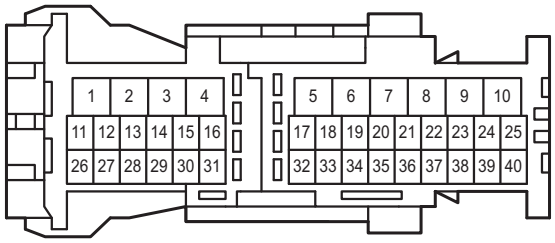

2F
White

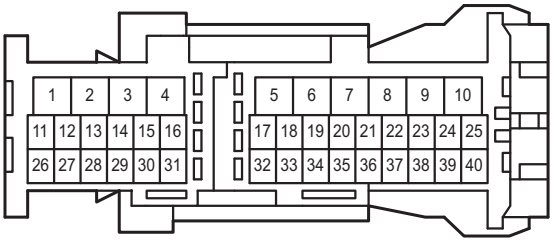

3A
White

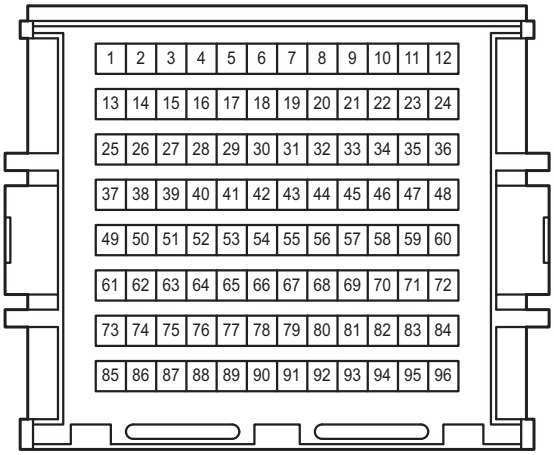

3B
White

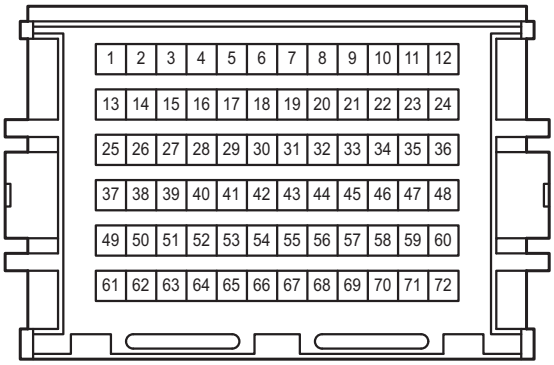

3C
White

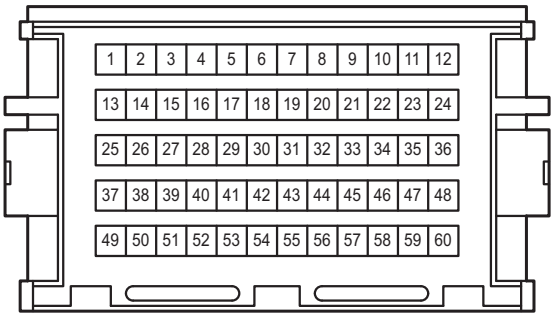

4A
White

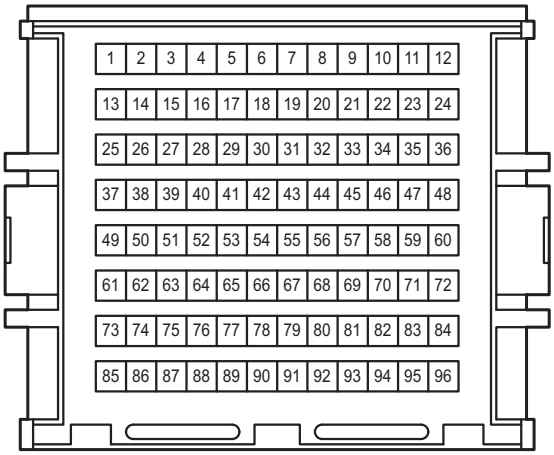

4B
White

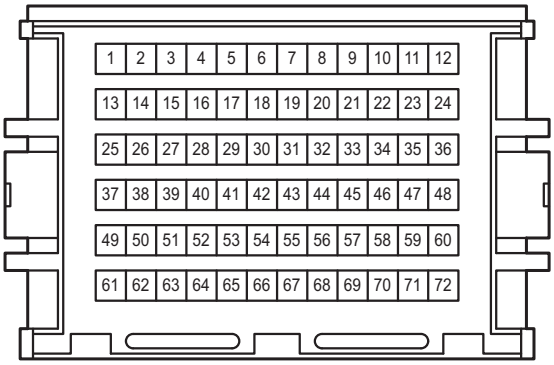

4C
White

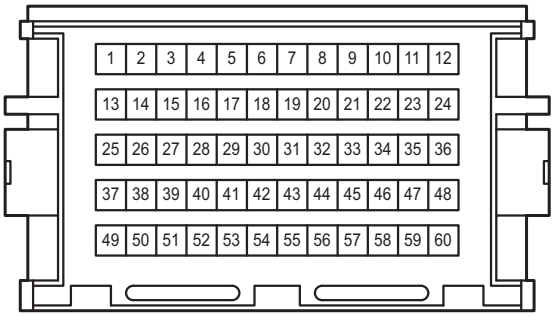

CG2
White

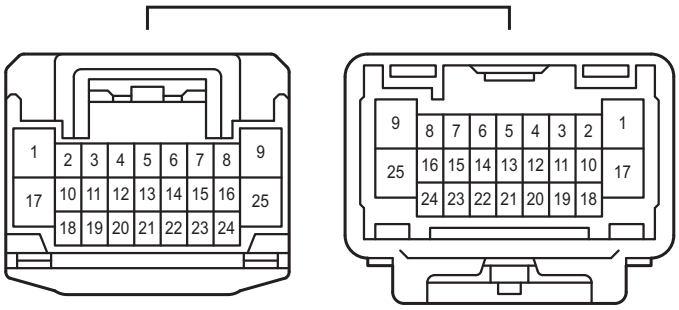

GA2
White

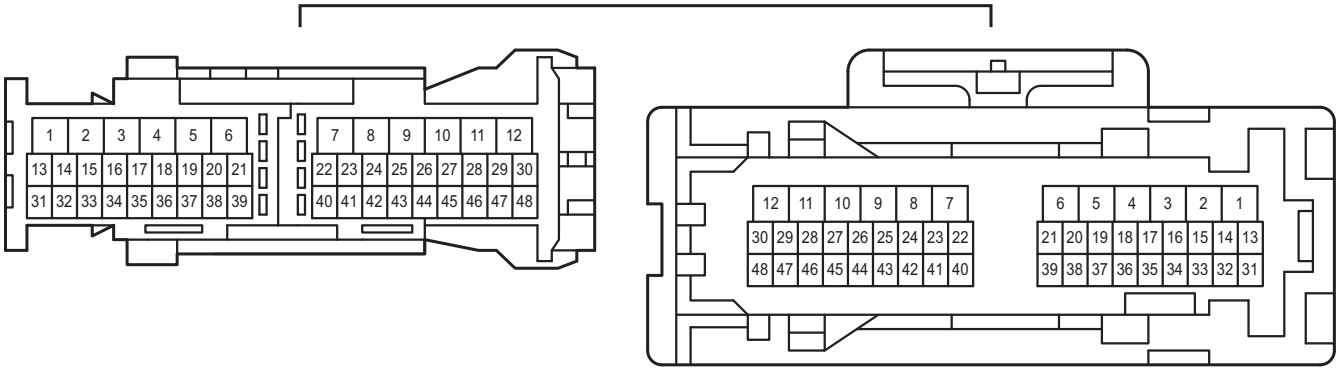

GA6
White

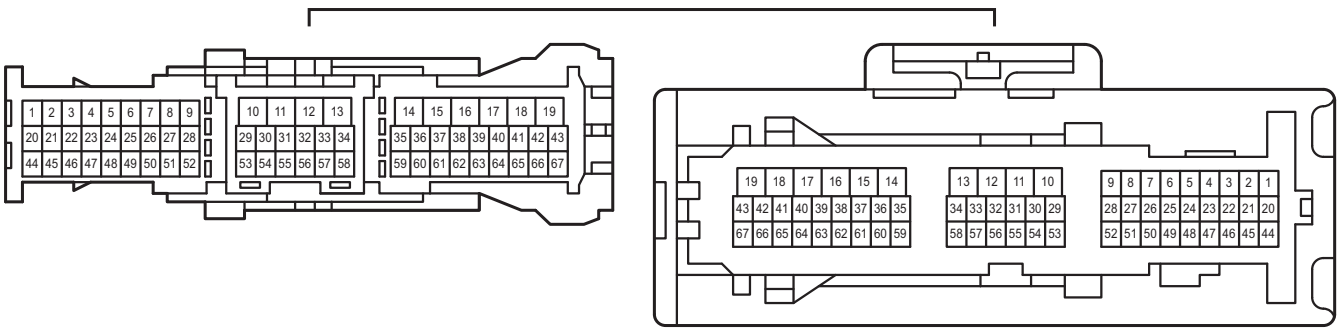

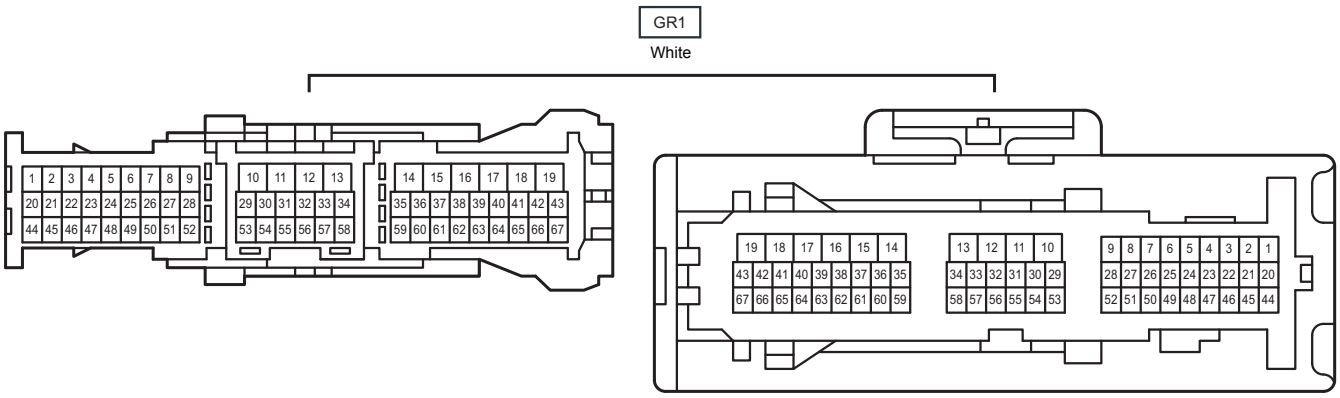
GR1
White

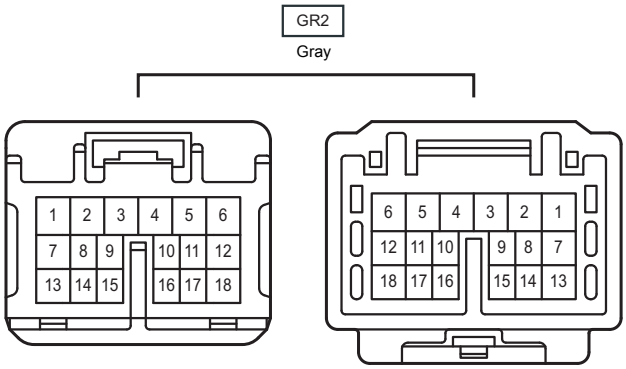
GR2
Gray