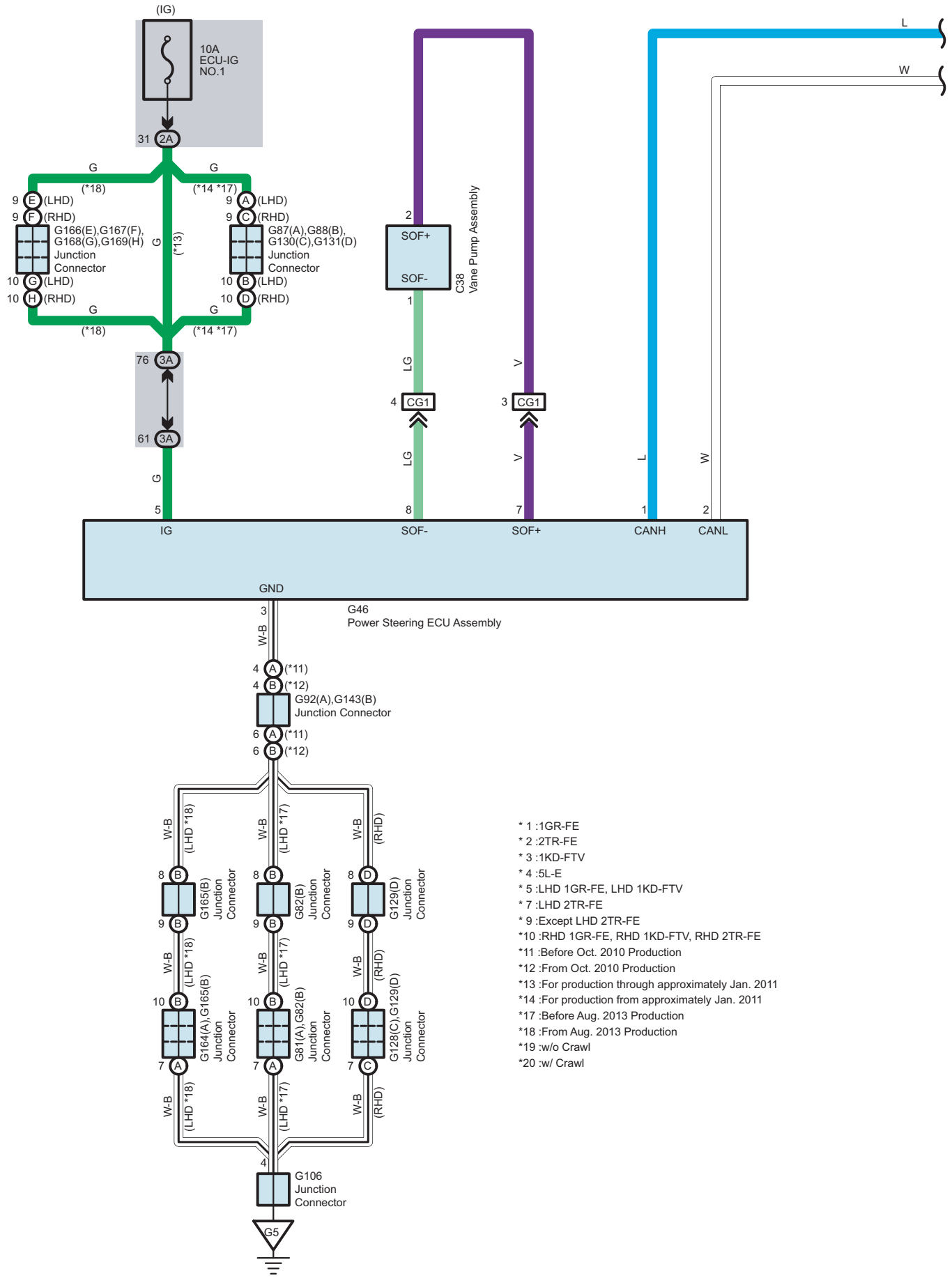

* 1 :1GR-FE
* 2 :2TR-FE
* 3 :1KD-FTV
* 4 :5L-E
* 5 :LHD 1GR-FE, LHD 1KD-FTV
* 7 :LHD 2TR-FE
* 9 :Except LHD 2TR-FE
*10 :RHD 1GR-FE, RHD 1KD-FTV, RHD 2TR-FE
*11 :Before Oct. 2010 Production
*12 :From Oct. 2010 Production
*13 :For production through approximately Jan. 2011
*14 :For production from approximately Jan. 2011
*17 :Before Aug. 2013 Production
*18 :From Aug. 2013 Production
*19 :w/o Crawl
*20 :w/ Crawl

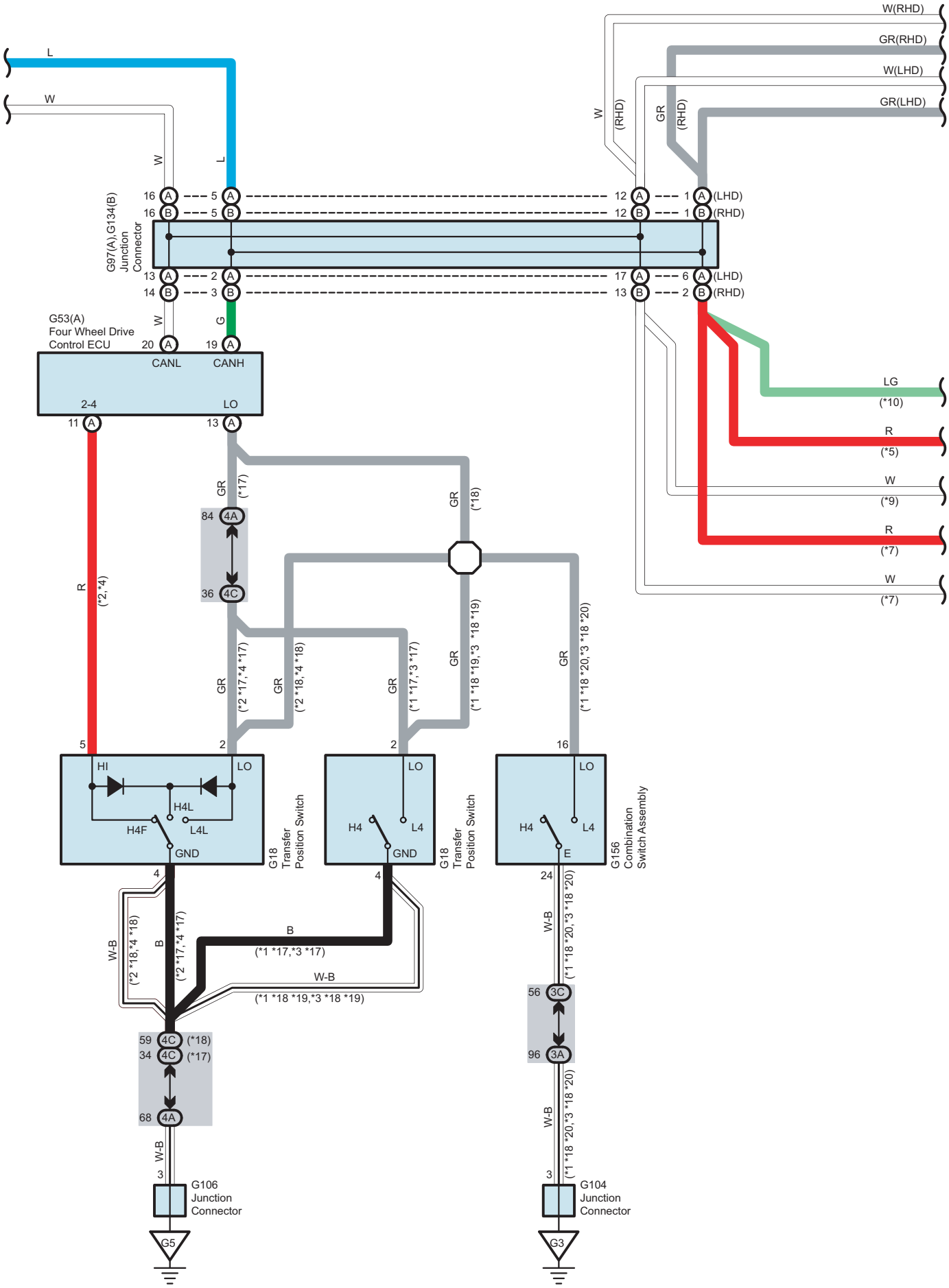
W(RHD)
GR(RHD)
W(LHD)
GR(LHD)
L
W
G97(A),G134(B)
Junction
Connector
16 A
16 B
5 A
5 B
12 A
12 B
1 A (LHD)
1 B (RHD)
13 A
14 B
2 A
3 B
17 A
13 B
6 A (LHD)
2 B (RHD)
G53(A)
Four Wheel Drive
Control ECU
20 A
19 A
CANL
CANH
2-4
LO
11 A
13 A
LG
(*10)
R
(*5)
W
(*9)
R
(*7)
W
(*7)
GR
(*17)
GR
(*18)
84 4A
36 4C
R
(*2,*4)
GR
(*2 *17,*4 *17)
GR
(*2 *18,*4 *18)
GR
(*1 *17,*3 *17)
GR
(*1 *18 *19,*3 *18 *19)
GR
(*1 *18 *20,*3 *18 *20)
5
2
2
16
HI
LO
H4L
H4F
L4L
GND
G18
Transfer
Position Switch
H4
L4
GND
G18
Transfer
Position Switch
H4
L4
E
G156
Combination
Switch Assembly
4
4
24
W-B
B
(*2 *18,*4 *18)
(*2 *17,*4 *17)
B
(*1 *17,*3 *17)
W-B
(*1 *18 *19,*3 *18 *19)
W-B
(*1 *18 *20,*3 *18 *20)
56 3C
96 3A
59 4C (*18)
34 4C (*17)
68 4A
W-B
3
G106
Junction
Connector
G5
W-B
(*1 *18 *20,*3 *18 *20)
3
G104
Junction
Connector
G3

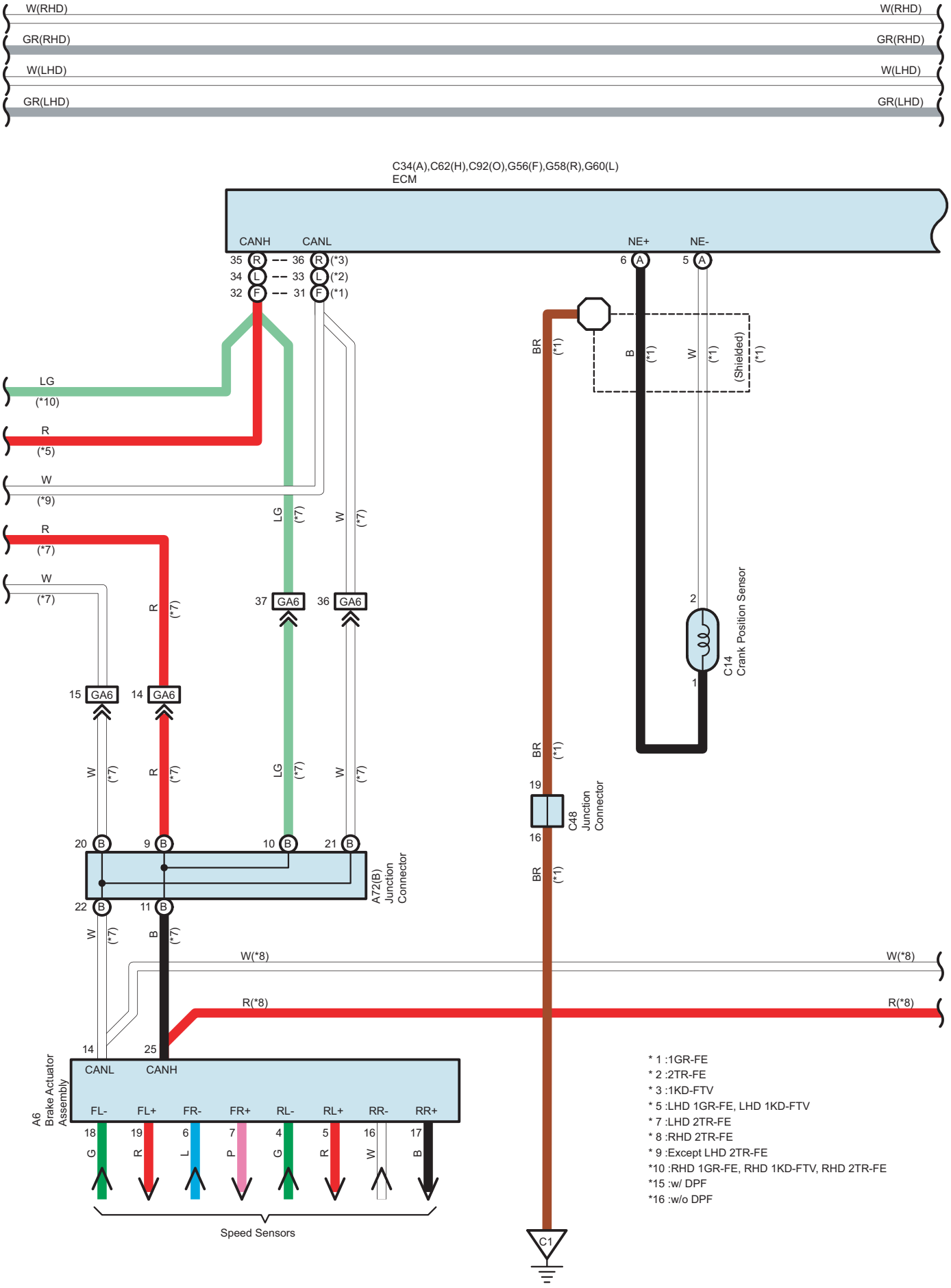
W(RHD)
GR(RHD)
W(LHD)
GR(LHD)
C34(A),C62(H),C92(O),G56(F),G58(R),G60(L)
ECM
CANH
CANL
NE+
NE-
35 R
36 R (*3)
34 L
33 L (*2)
32 F
31 F (*1)
6 A
5 A
LG
(*10)
R
(*5)
W
(*9)
R
(*7)
W
(*7)
LG (*7)
W (*7)
R (*7)
37 GA6
36 GA6
15 GA6
14 GA6
W (*7)
R (*7)
LG (*7)
W (*7)
20 B
9 B
10 B
21 B
A72(B)
Junction
Connector
22 B
11 B
W (*7)
B (*7)
BR (*1)
B (*1)
W (*1)
(Shielded) (*1)
2
1
C14
Crank Position Sensor
BR (*1)
19
16
C48
Junction
Connector
BR (*1)
W(*8)
W(*8)
R(*8)
R(*8)
14
25
CANL
CANH
A6
Brake Actuator
Assembly
FL-
FL+
FR-
FR+
RL-
RL+
RR-
RR+
18 G
19 R
6 L
7 P
4 G
5 R
16 W
17 B
Speed Sensors
C1
* 1 :1GR-FE
* 2 :2TR-FE
* 3 :1KD-FTV
* 5 :LHD 1GR-FE, LHD 1KD-FTV
* 7 :LHD 2TR-FE
* 8 :RHD 2TR-FE
* 9 :Except LHD 2TR-FE
*10 :RHD 1GR-FE, RHD 1KD-FTV, RHD 2TR-FE
*15 :w/ DPF
*16 :w/o DPF

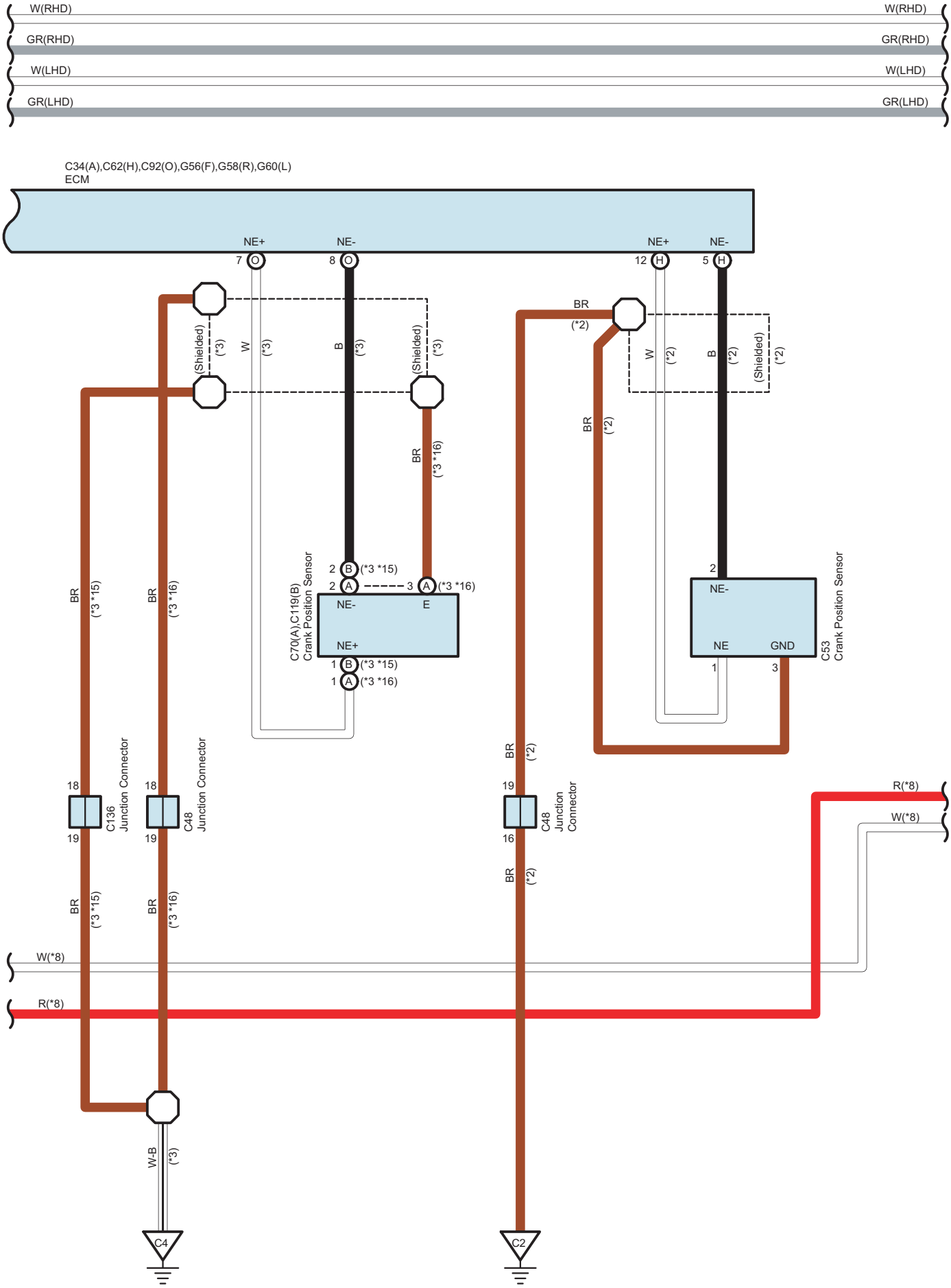
W(RHD)
GR(RHD)
W(LHD)
GR(LHD)
C34(A),C62(H),C92(O),G56(F),G58(R),G60(L)
ECM
NE+
NE-
7 O
8 O
12 H
5 H
(Shielded)
(*3)
W
B
BR
(*3 *16)
(*2)
C70(A),C119(B)
Crank Position Sensor
2 B (*3 *15)
2 A
3 A (*3 *16)
NE-
E
NE+
1 B (*3 *15)
1 A (*3 *16)
C53
Crank Position Sensor
NE
GND
1
3
BR (*3 *15)
BR (*3 *16)
18
19
C136
Junction Connector
C48
Junction Connector
16
R(*8)
W(*8)
W-B
C4
C2

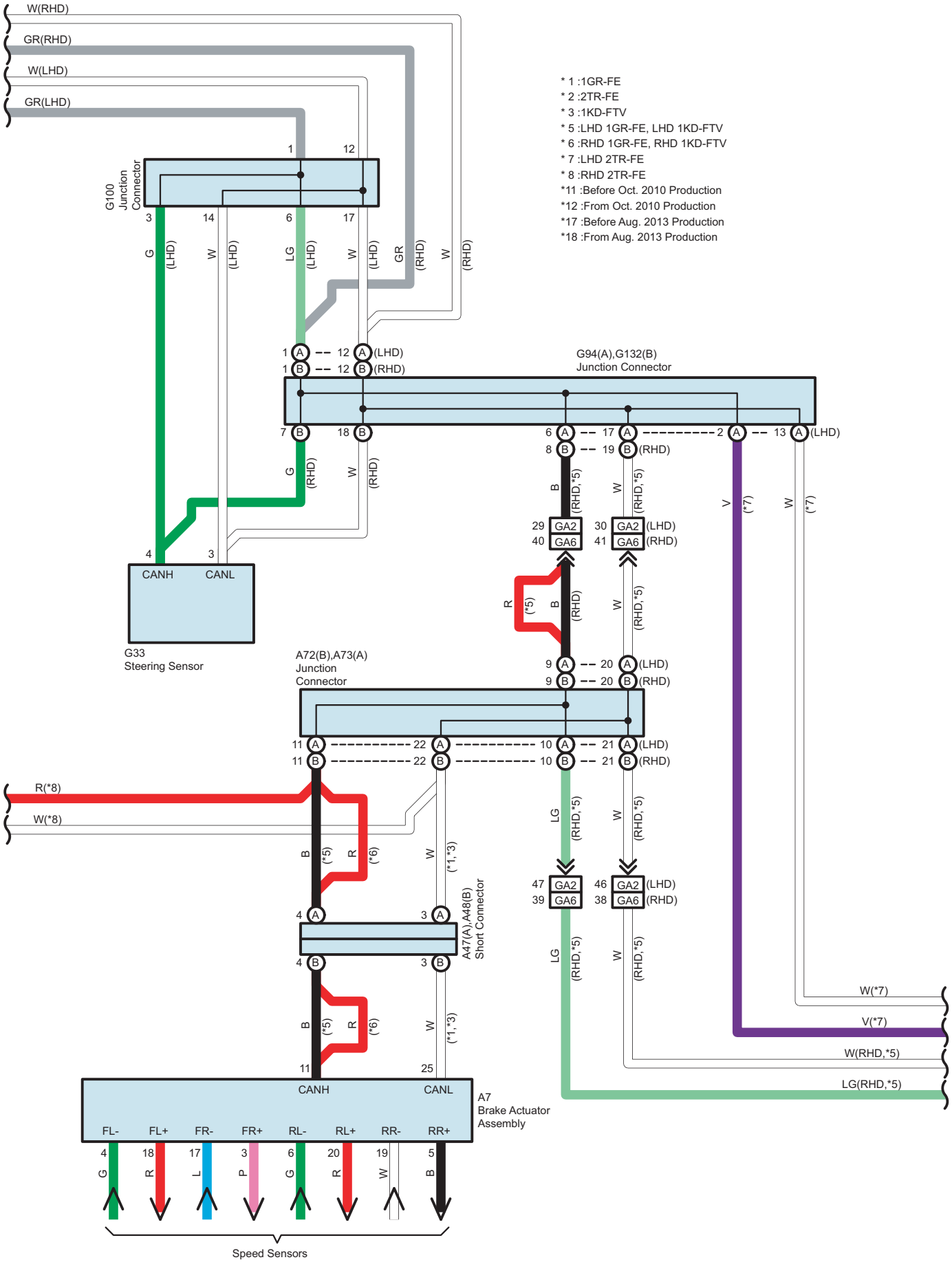
W(RHD)
GR(RHD)
W(LHD)
GR(LHD)
* 1 :1GR-FE
* 2 :2TR-FE
* 3 :1KD-FTV
* 5 :LHD 1GR-FE, LHD 1KD-FTV
* 6 :RHD 1GR-FE, RHD 1KD-FTV
* 7 :LHD 2TR-FE
* 8 :RHD 2TR-FE
*11 :Before Oct. 2010 Production
*12 :From Oct. 2010 Production
*17 :Before Aug. 2013 Production
*18 :From Aug. 2013 Production
G100 Junction Connector
G94(A),G132(B) Junction Connector
G33 Steering Sensor
CANH
CANL
A72(B),A73(A) Junction Connector
A47(A),A48(B) Short Connector
A7 Brake Actuator Assembly
R(*8)
W(*8)
W(*7)
V(*7)
W(RHD,*5)
LG(RHD,*5)
FL-
FL+
FR-
FR+
RL-
RL+
RR-
RR+
Speed Sensors

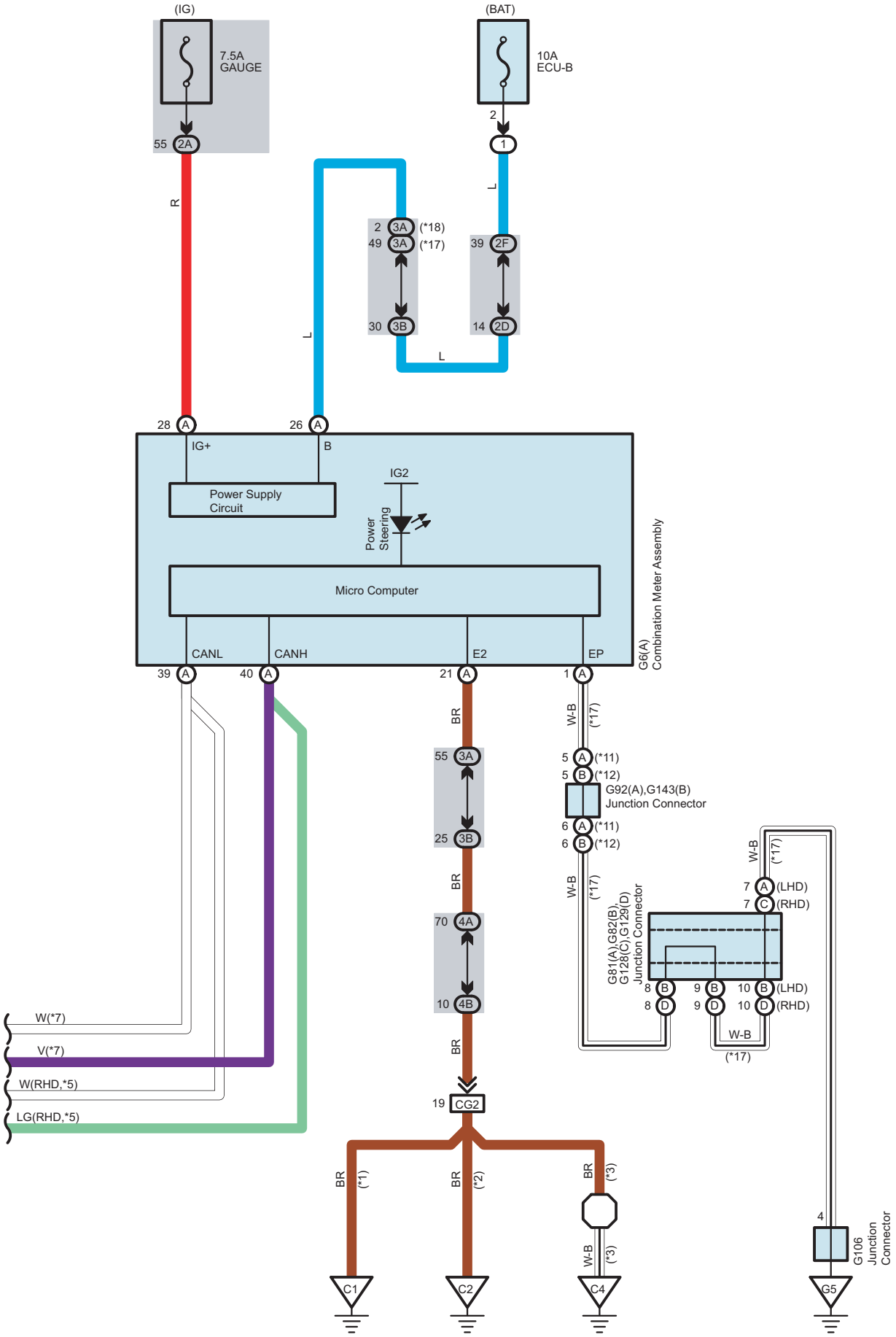
(IG)
7.5A
GAUGE
55 2A
R
(BAT)
10A
ECU-B
2
1
L
2 3A (*18)
49 3A (*17)
30 3B
39 2F
14 2D
L
L
28 A
26 A
IG+
B
Power Supply
Circuit
IG2
Power
Steering
Micro Computer
CANL
CANH
E2
EP
G6(A)
Combination Meter Assembly
39 A
40 A
21 A
1 A
BR
W-B
(*17)
55 3A
25 3B
5 A (*11)
5 B (*12)
G92(A),G143(B)
Junction Connector
6 A (*11)
6 B (*12)
W-B
(*17)
W-B
(*17)
7 A (LHD)
7 C (RHD)
G81(A),G82(B),
G128(C),G129(D)
Junction Connector
8 B
8 D
9 B
9 D
10 B (LHD)
10 D (RHD)
W-B
(*17)
BR
70 4A
10 4B
BR
W(*7)
V(*7)
W(RHD,*5)
LG(RHD,*5)
19 CG2
BR (*1)
BR (*2)
BR (*3)
W-B (*3)
4
G106
Junction
Connector
C1
C2
C4
G5

A6
Black

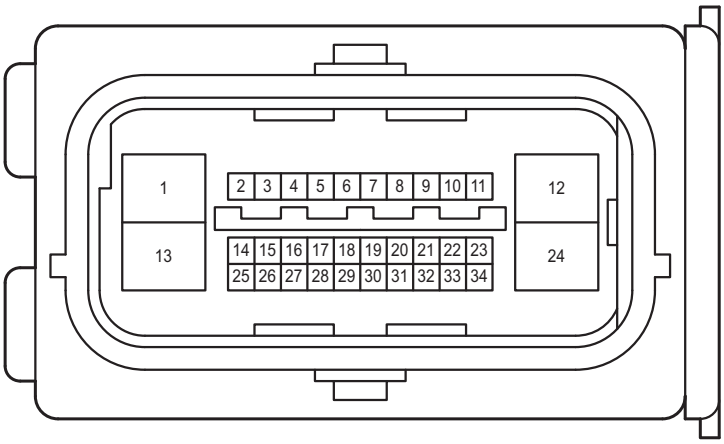

A7
Black

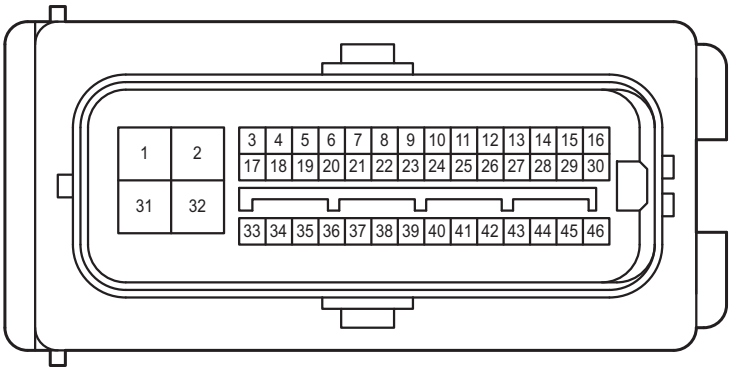

A47
Gray

A48
Gray

A72
White

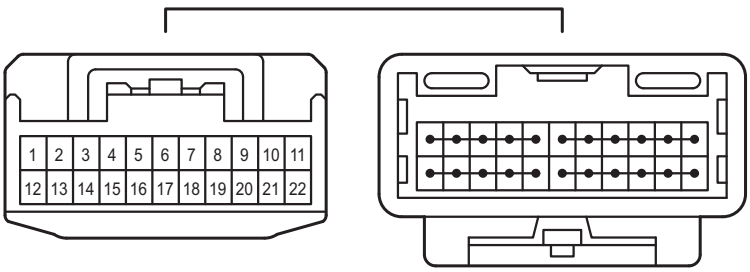

A73
White

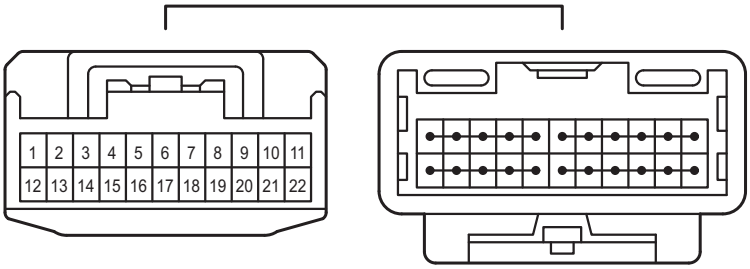

C14
Black



C34
White

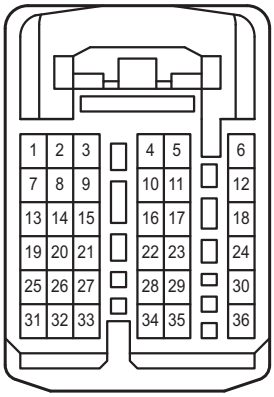

C38
Black

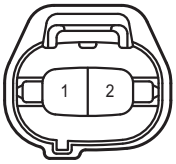

C48
White

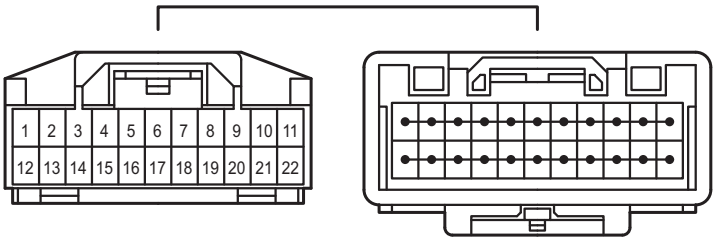

C53
Dark Gray

C62
White

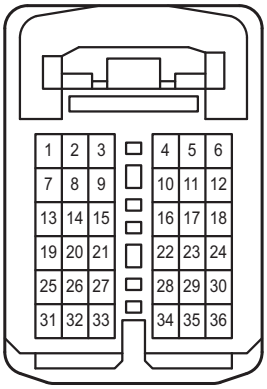

C70
Gray

C92
White

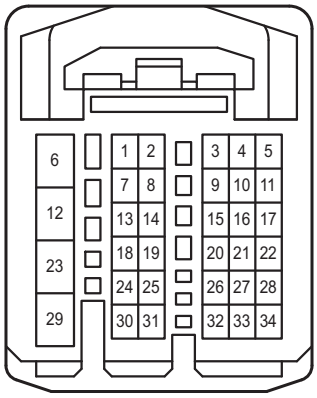

C119
Dark Gray

C136
White

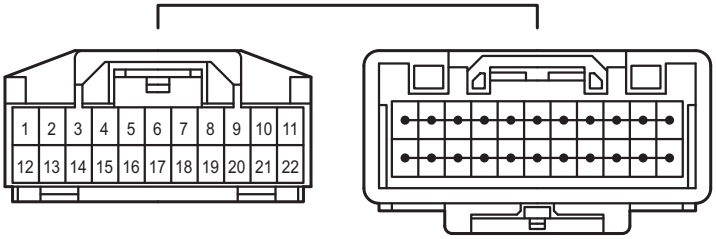

G6
Black

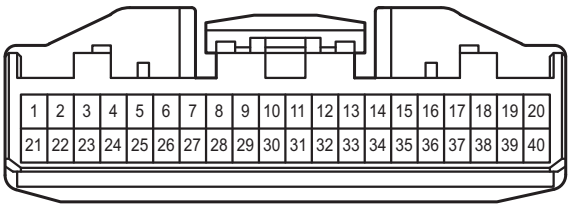

G18
Black

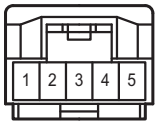

G33
White



G46
White



G53
Black

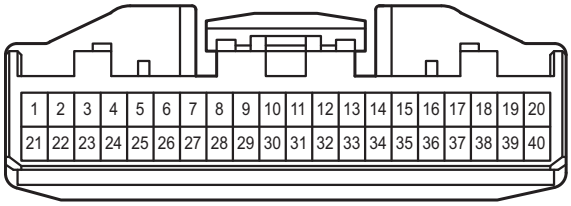

G56
White

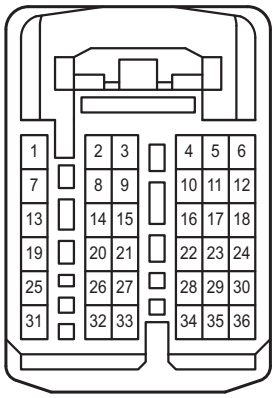

G58
White

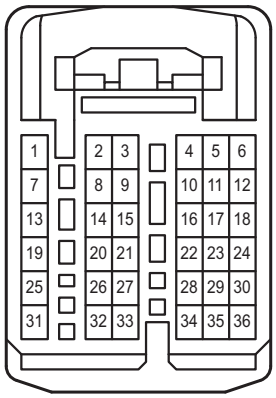

G60
White

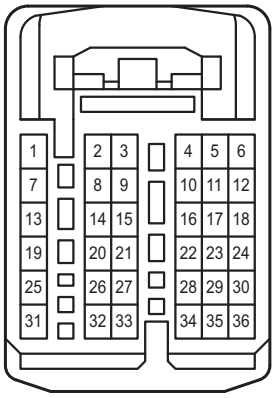

G81
White

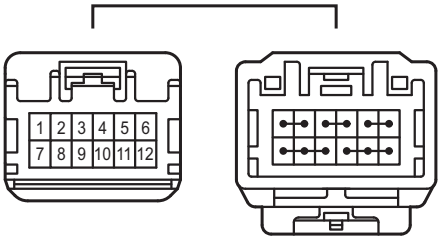

G82
White

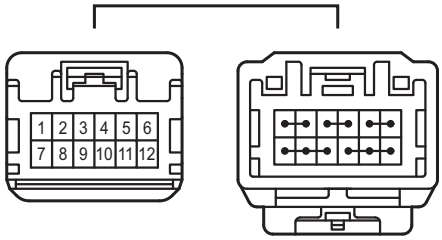

G87
Black

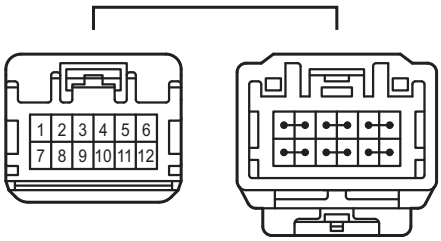

G88
Black

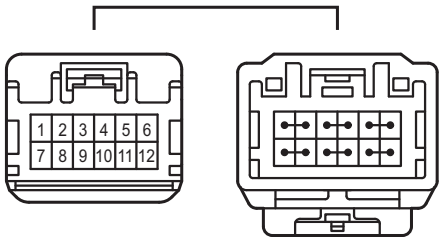

G92
White

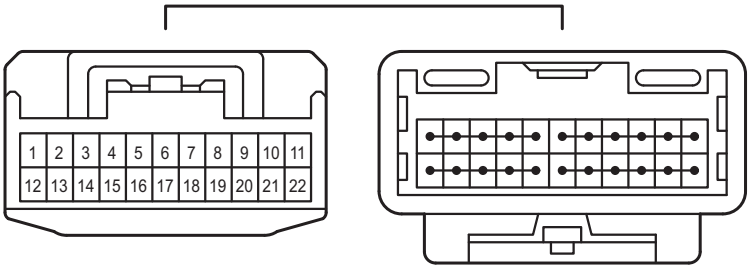

G94
White

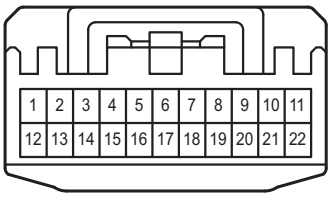

G97
White

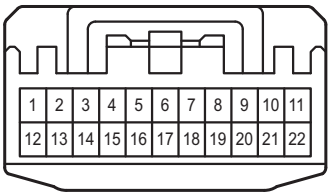

G100
Gray

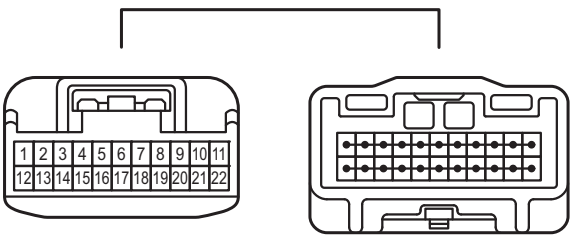

G104
White

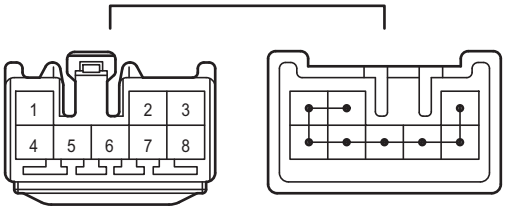

G106
White

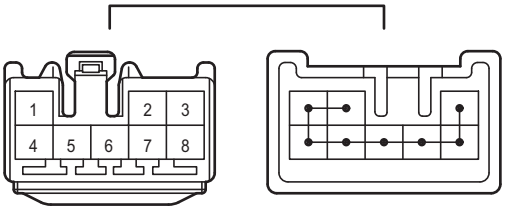

G128
Black

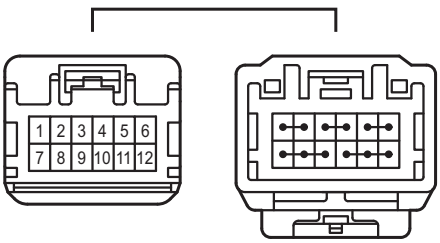

G129
Black

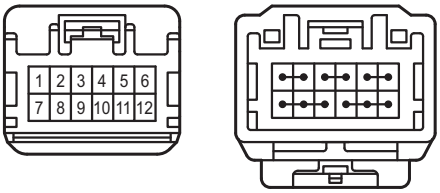

G130
White

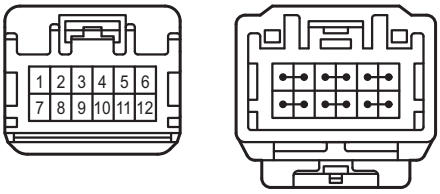

G131
White

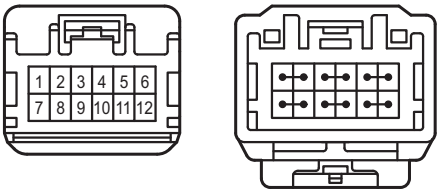

G132
Gray

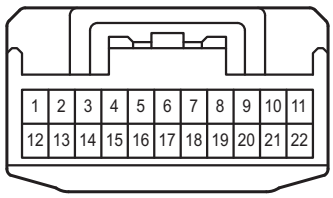

G134
Gray

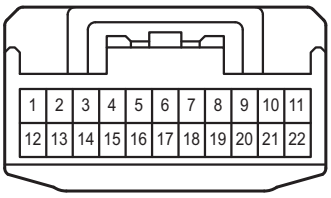

G143
Black

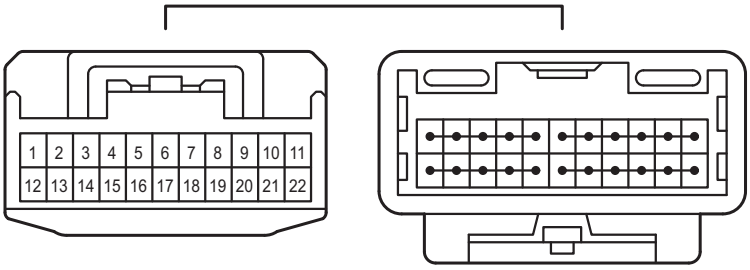

G156
Black

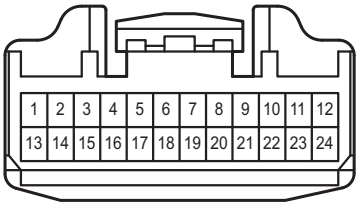

G164
Black

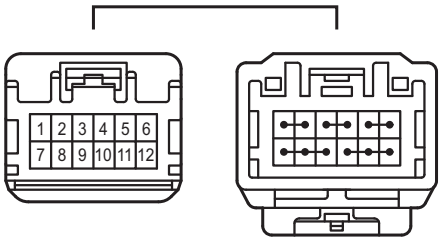

G165
Black

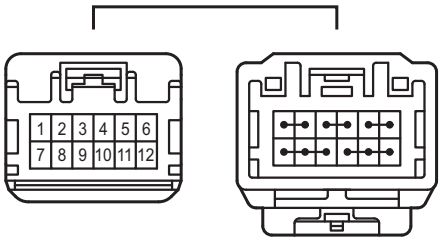

G166
Blue

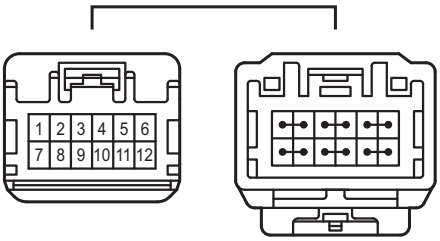

G167
Blue

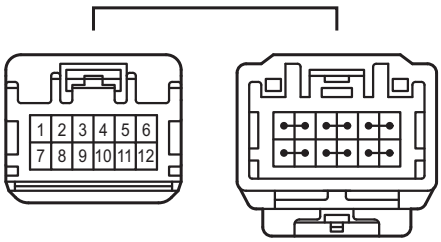

G168
Blue

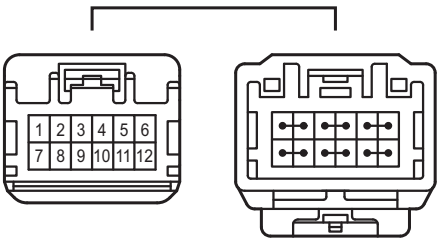

G169
Blue

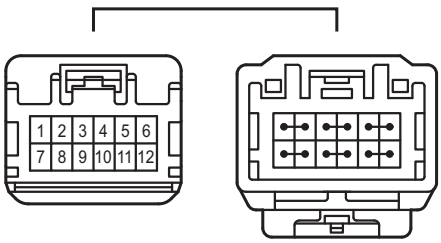

2A
White

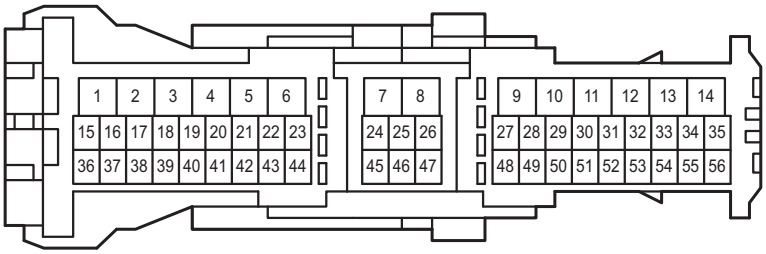

2D
White

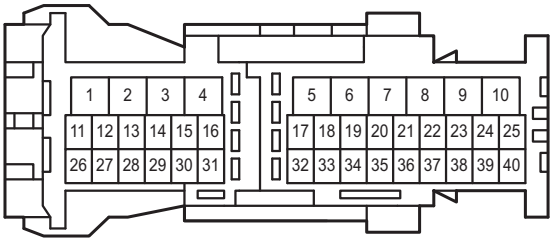

2F
White

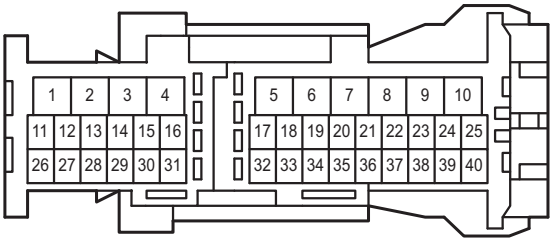

3A
White

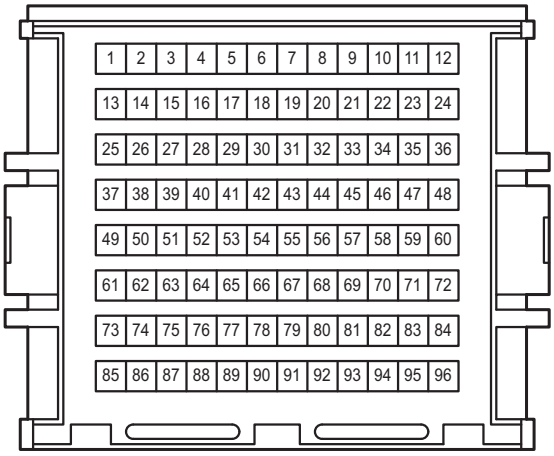

3B
White

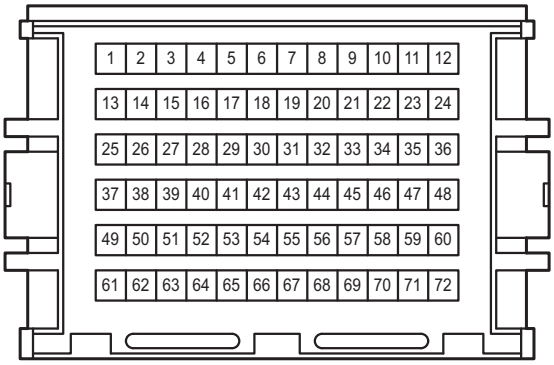

3C
White

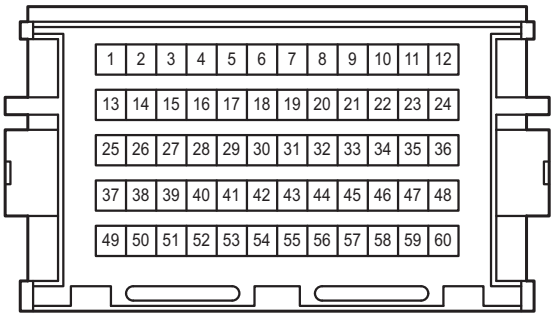

4A
White

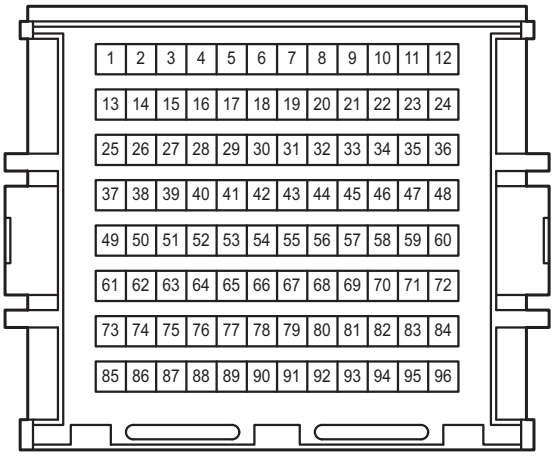

4B
White

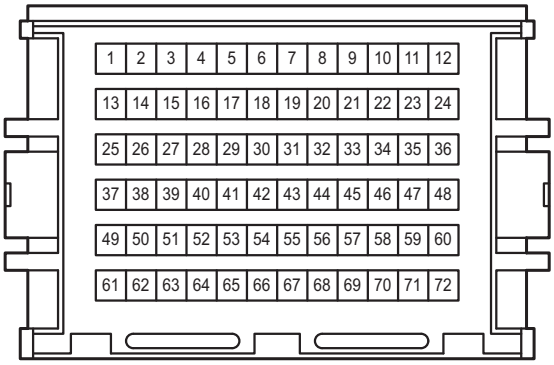

4C
White

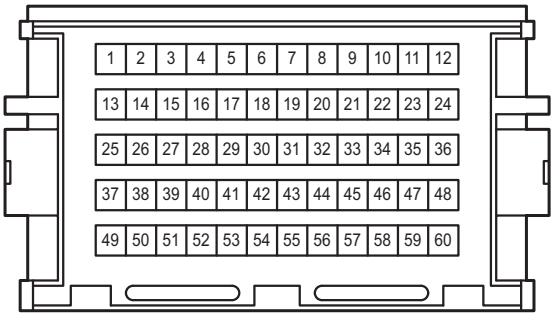

CG1
White

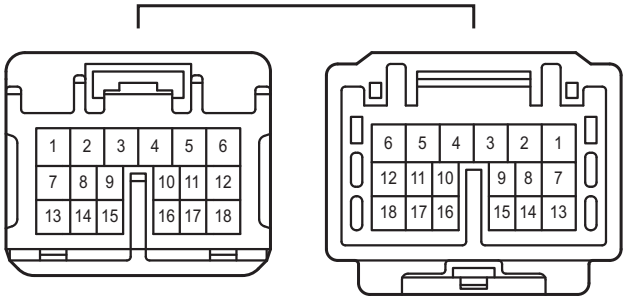

CG2
White

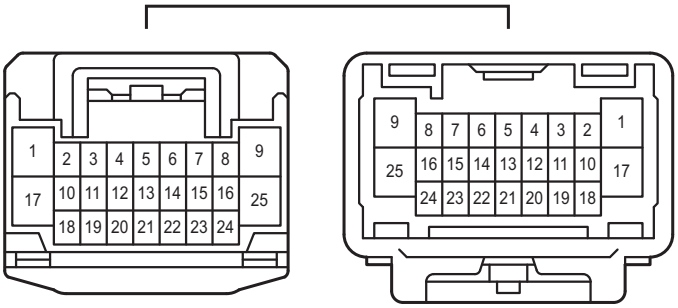

GA2
White

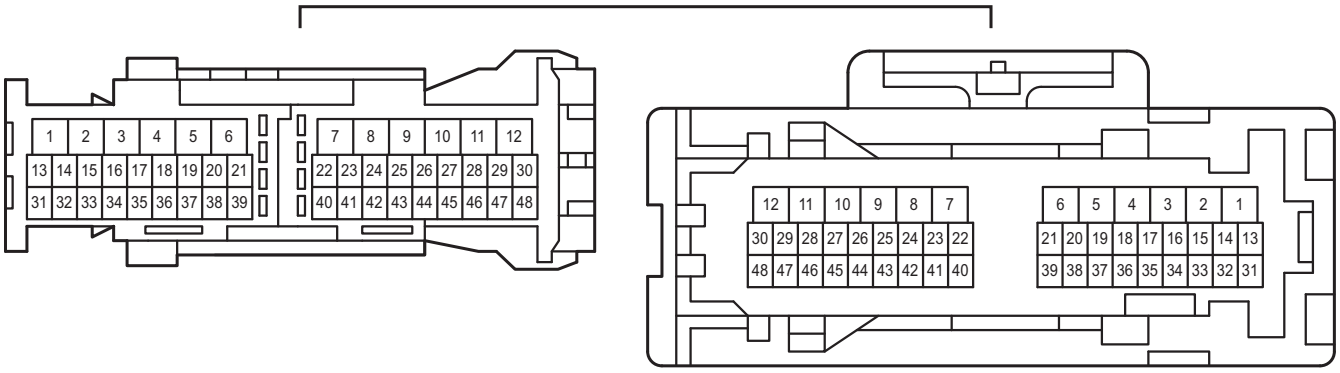
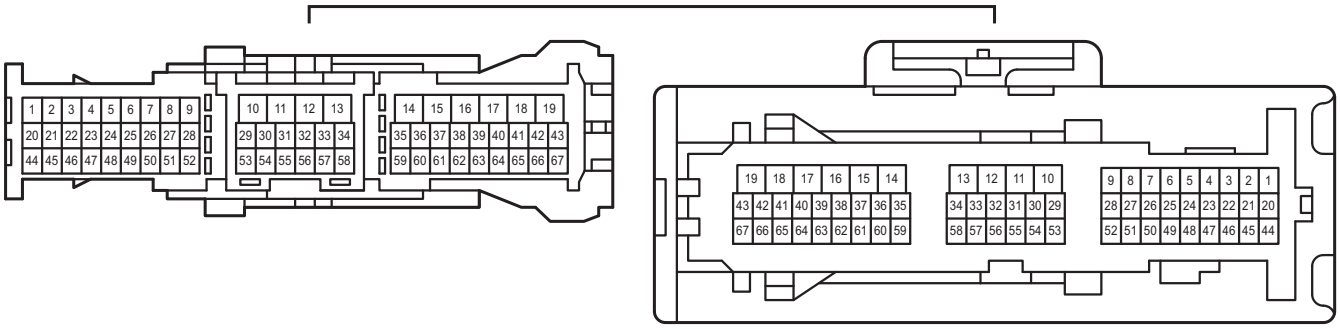
GA6
White