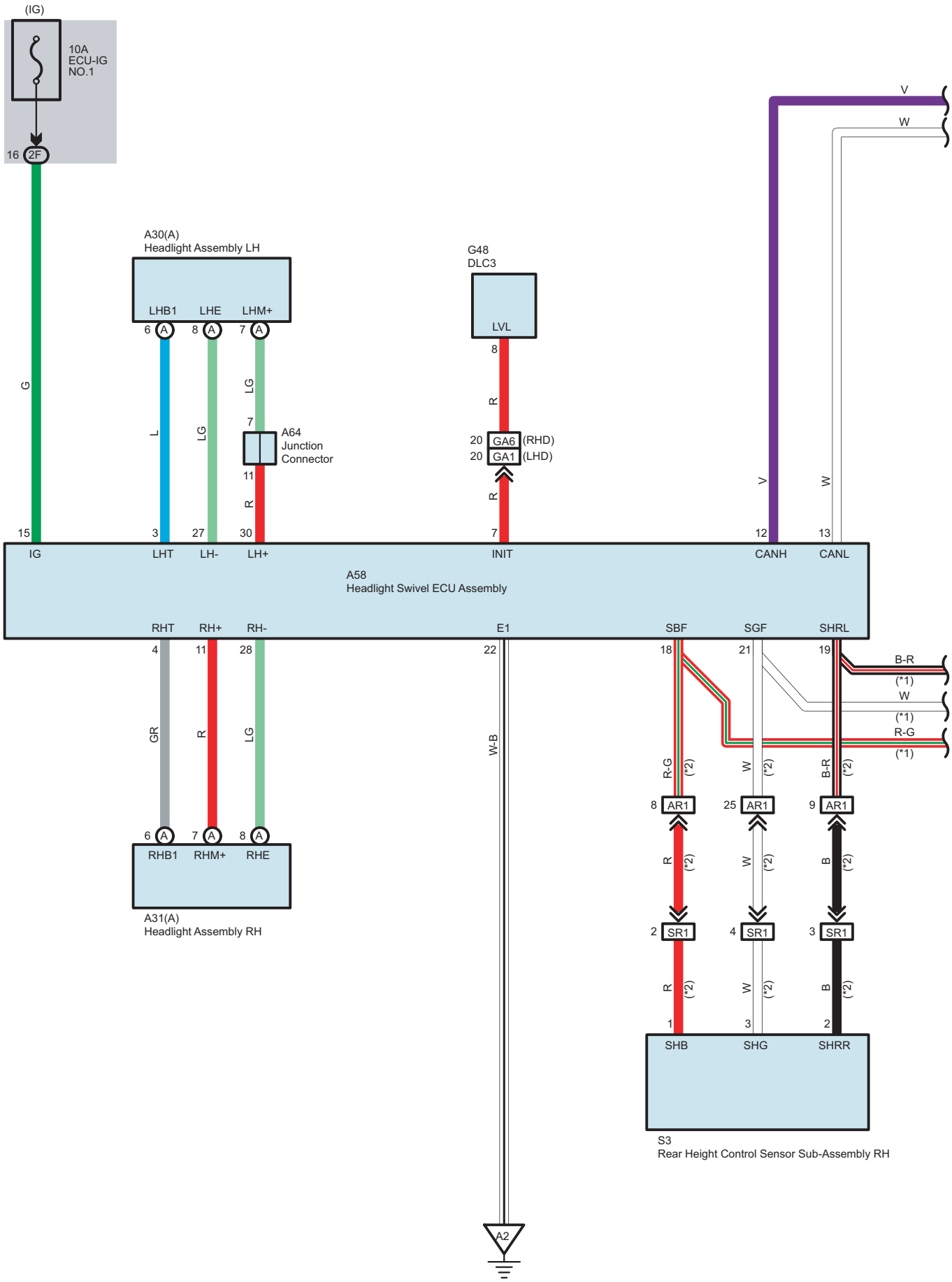
(IG)
10A
ECU-IG
NO.1
16 2F
G
A30(A)
Headlight Assembly LH
LHB1 LHE LHM+
6 A 8 A 7 A
L
LG
LG
7
A64
Junction
Connector
11
R
G48
DLC3
LVL
8
R
20 GA6 (RHD)
20 GA1 (LHD)
R
V
W
V
W
15 3 27 30 7 12 13
IG LHT LH- LH+ INIT CANH CANL
A58
Headlight Swivel ECU Assembly
RHT RH+ RH- E1 SBF SGF SHRL
4 11 28 22 18 21 19
GR
R
LG
W-B
R-G (*2)
W (*2)
B-R (*2)
B-R
(*1)
W
(*1)
R-G
(*1)
8 AR1 25 AR1 9 AR1
R (*2)
W (*2)
B (*2)
2 SR1 4 SR1 3 SR1
R (*2)
W (*2)
B (*2)
1 3 2
SHB SHG SHRR
S3
Rear Height Control Sensor Sub-Assembly RH
6 A 7 A 8 A
RHB1 RHM+ RHE
A31(A)
Headlight Assembly RH
A2



* 1 :w/ Electronic Modulated Air Suspension
* 2 :w/o Electronic Modulated Air Suspension

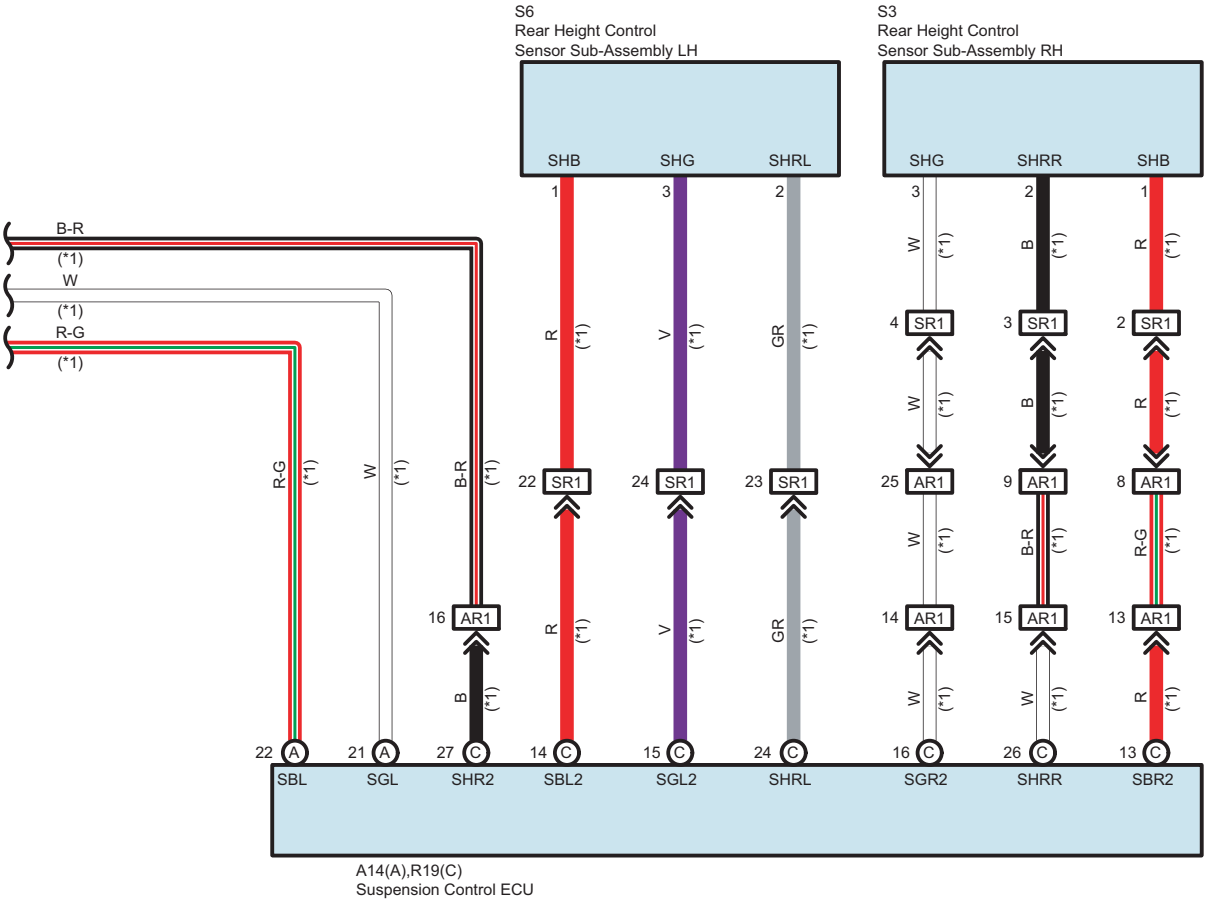

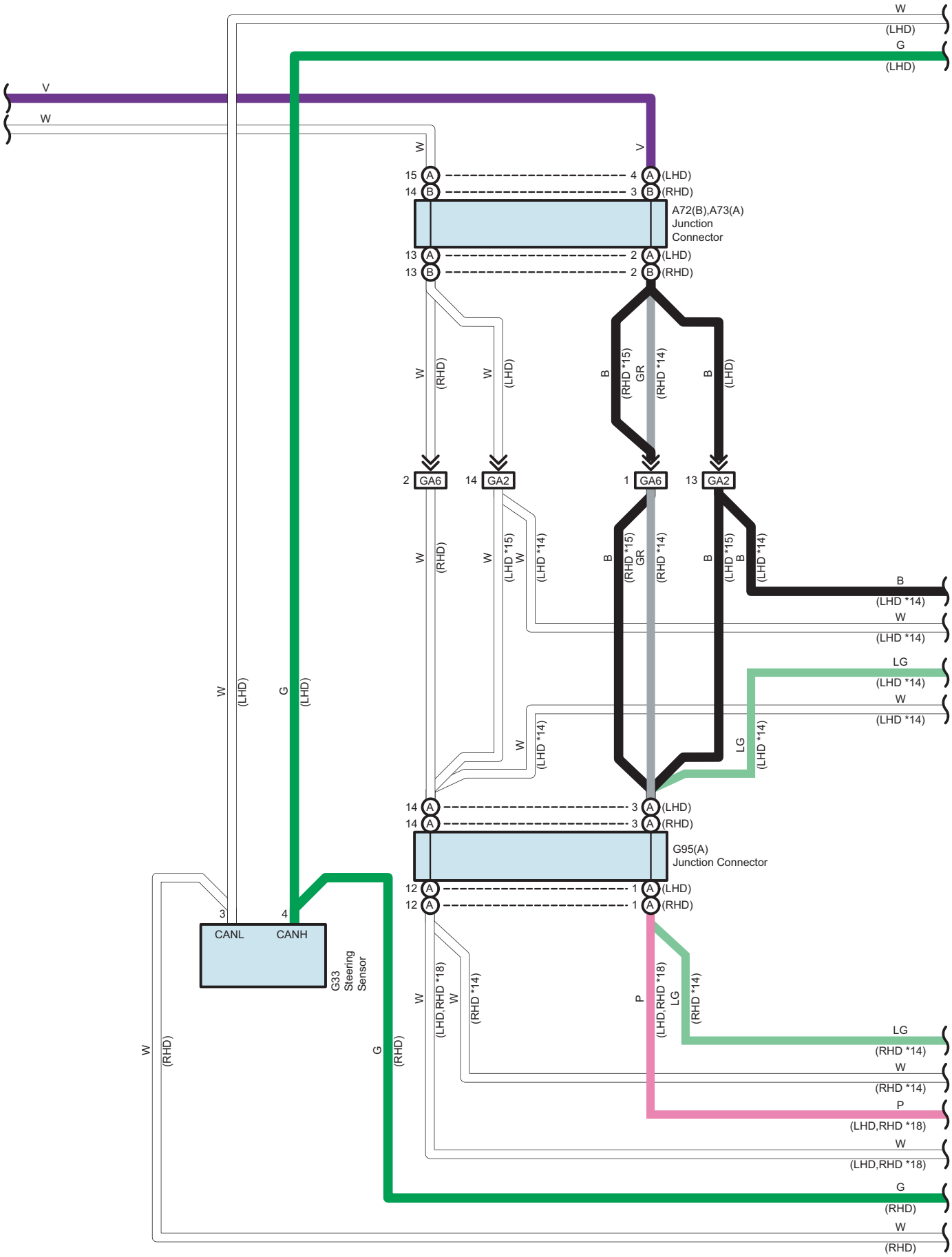
W
(LHD)
G
(LHD)
V
W
15 A
14 B
4 A (LHD)
3 B (RHD)
A72(B),A73(A)
Junction
Connector
13 A
13 B
2 A (LHD)
2 B (RHD)
W (RHD)
W (LHD)
B (RHD *15) GR (RHD *14)
B (LHD)
2 GA6
14 GA2
1 GA6
13 GA2
W (RHD)
W (LHD *15) W (LHD *14)
B (RHD *15) GR (RHD *14)
B (LHD *15) B (LHD *14)
B
(LHD *14)
W
(LHD *14)
LG
(LHD *14)
W
(LHD *14)
W (LHD)
G (LHD)
W (LHD *14)
LG (LHD *14)
14 A
14 A
3 A (LHD)
3 A (RHD)
G95(A)
Junction Connector
12 A
12 A
1 A (LHD)
1 A (RHD)
3
4
CANL
CANH
G33
Steering
Sensor
W (LHD,RHD *18) W (RHD *14)
P (LHD,RHD *18) LG (RHD *14)
LG
(RHD *14)
W
(RHD *14)
P
(LHD,RHD *18)
W
(LHD,RHD *18)
W (RHD)
G (RHD)
G
(RHD)
W
(RHD)

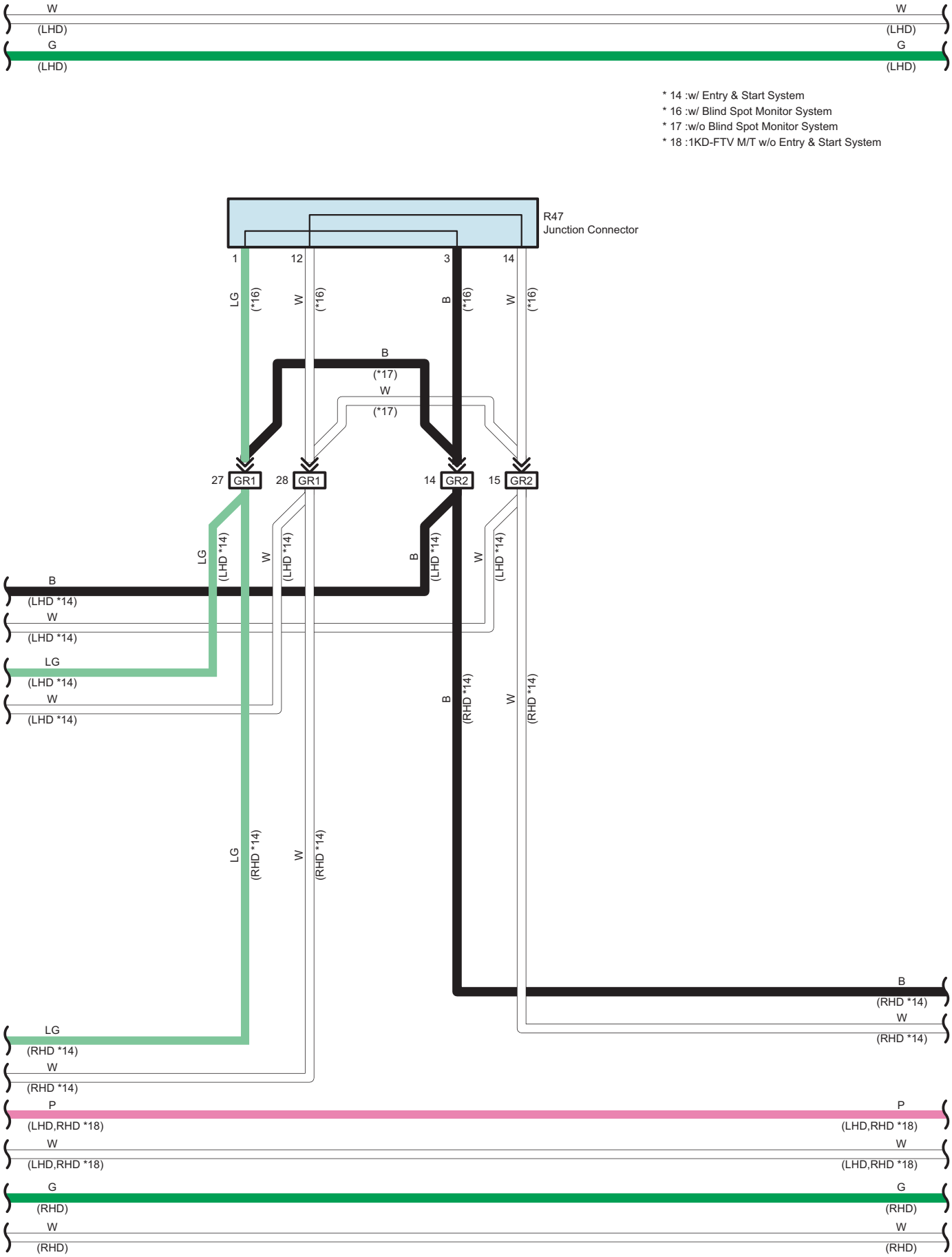
W
(LHD)
G
(LHD)
* 14 :w/ Entry & Start System
* 16 :w/ Blind Spot Monitor System
* 17 :w/o Blind Spot Monitor System
* 18 :1KD-FTV M/T w/o Entry & Start System
R47
Junction Connector
1
12
3
14
LG
(*16)
W
B
(*17)
27 GR1
28 GR1
14 GR2
15 GR2
(LHD *14)
(RHD *14)
P
(LHD,RHD *18)
(RHD)

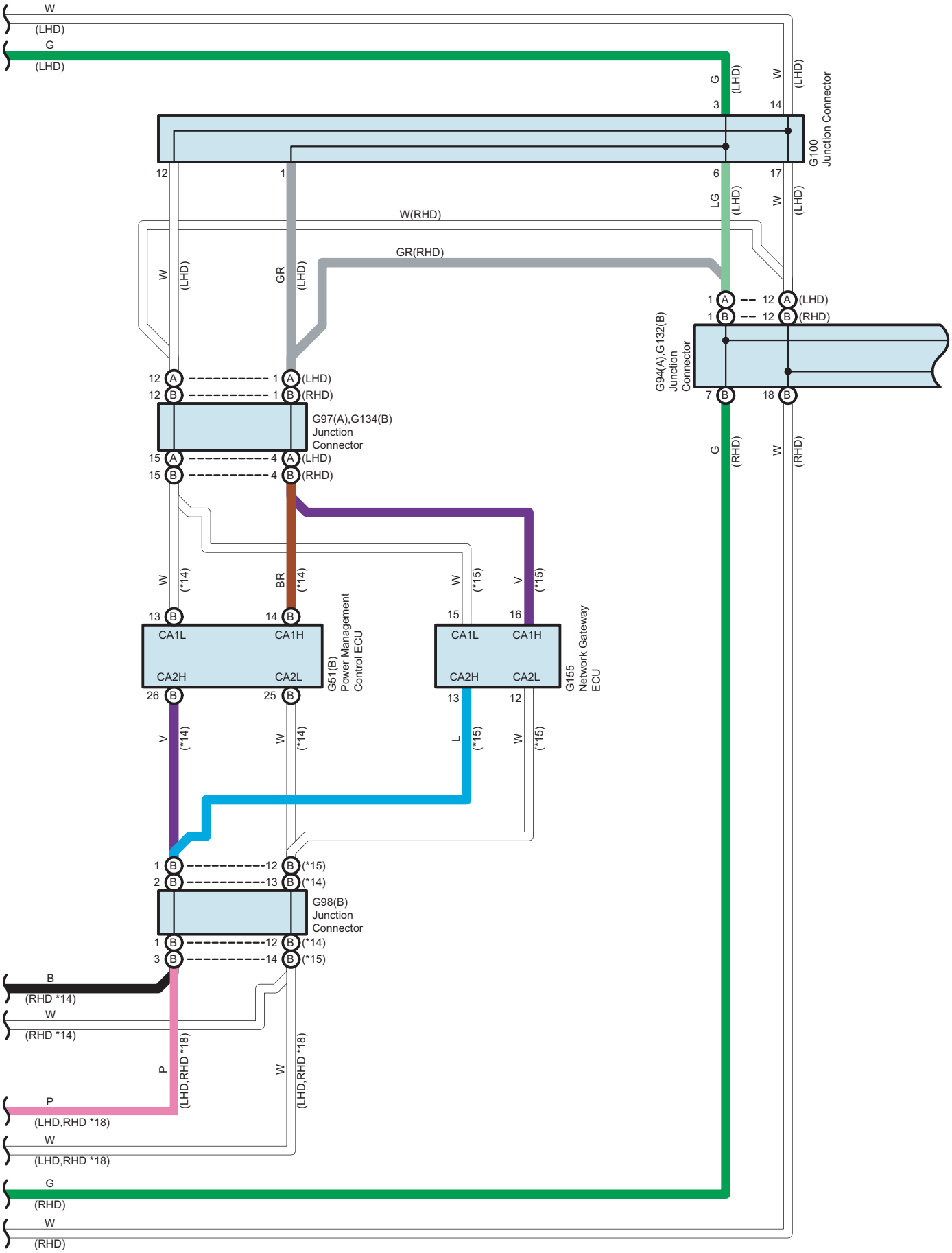
W
(LHD)
G
(LHD)
G100
Junction Connector
W(RHD)
GR(RHD)
G94(A),G132(B)
Junction
Connector
G97(A),G134(B)
Junction
Connector
G51(B)
Power Management
Control ECU
G155
Network Gateway
ECU
CA1L
CA1H
CA2H
CA2L
G98(B)
Junction
Connector
B
(RHD *14)
P
(LHD,RHD *18)
(RHD)

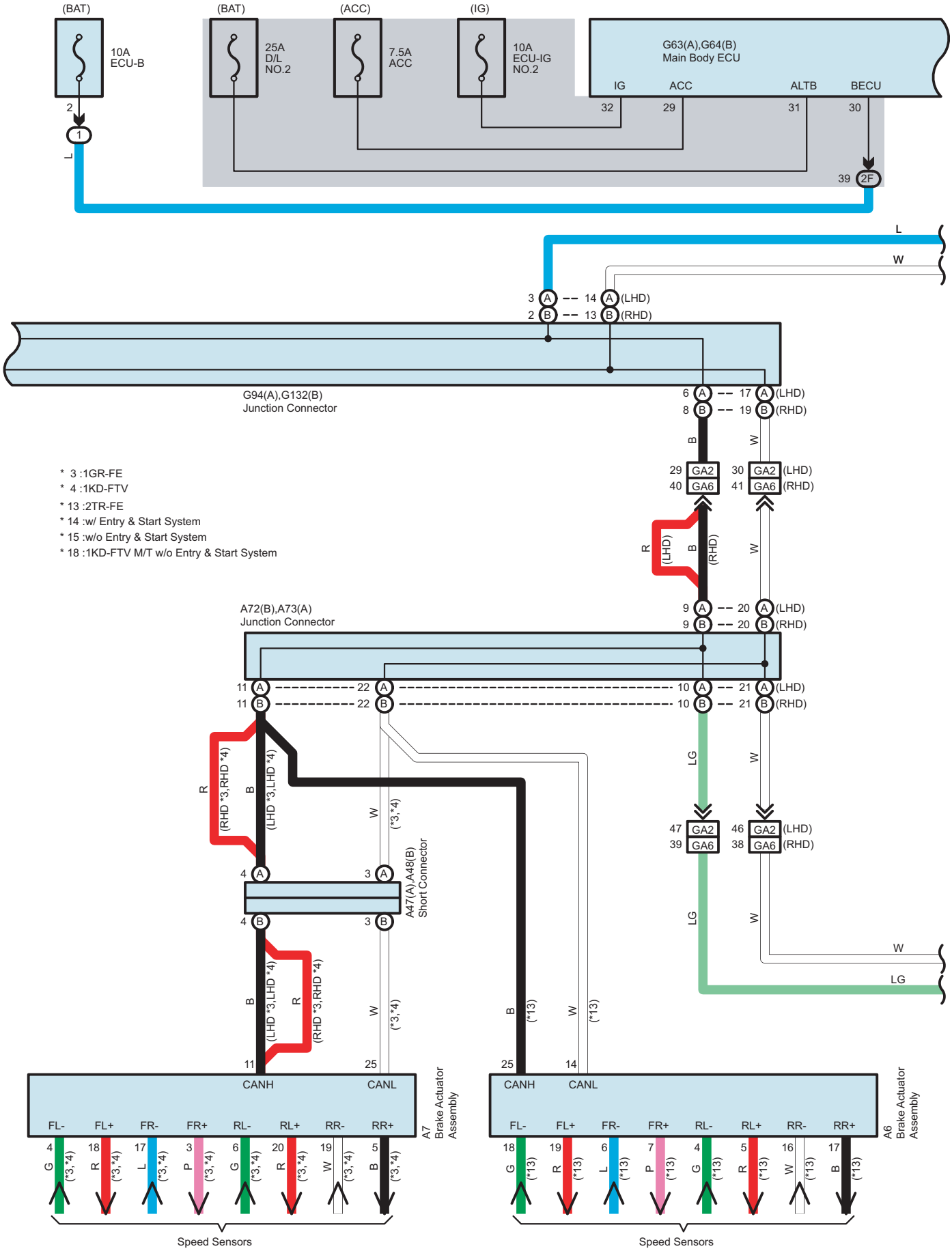
(BAT)
10A
ECU-B
(BAT)
25A
D/L
NO.2
(ACC)
7.5A
ACC
(IG)
10A
ECU-IG
NO.2
G63(A),G64(B)
Main Body ECU
IG
ACC
ALTB
BECU
G94(A),G132(B)
Junction Connector
A72(B),A73(A)
Junction Connector
A47(A),A48(B)
Short Connector
* 3 :1GR-FE
* 4 :1KD-FTV
* 13 :2TR-FE
* 14 :w/ Entry & Start System
* 15 :w/o Entry & Start System
* 18 :1KD-FTV M/T w/o Entry & Start System
CANH
CANL
FL-
FL+
FR-
FR+
RL-
RL+
RR-
RR+
A7
Brake Actuator
Assembly
A6
Brake Actuator
Assembly
Speed Sensors
Speed Sensors

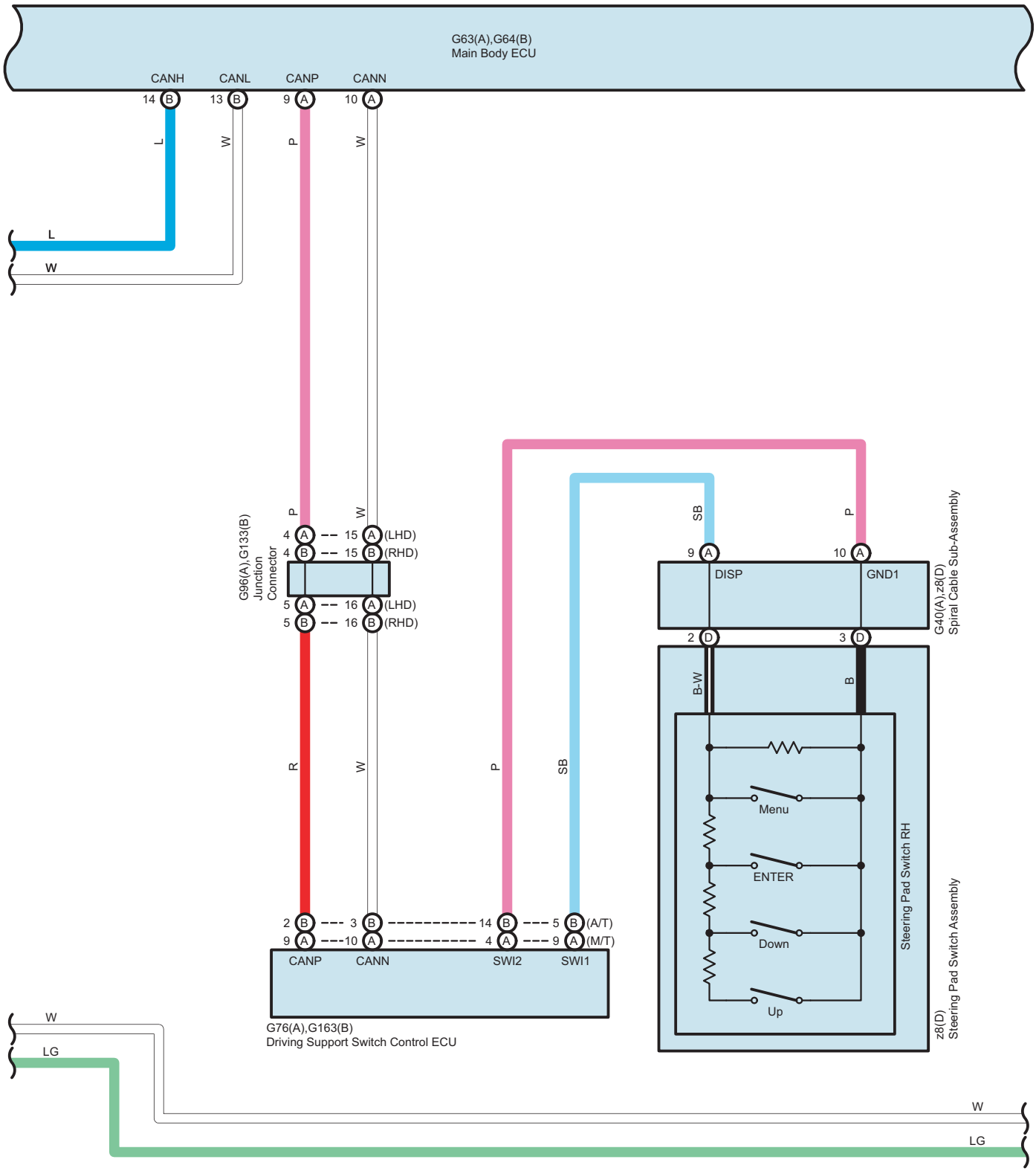
G63(A),G64(B)
Main Body ECU
CANH
CANL
CANP
CANN
14 B
13 B
9 A
10 A
L
W
P
W
L
W
G96(A),G133(B)
Junction
Connector
4 A -- 15 A (LHD)
4 B -- 15 B (RHD)
5 A -- 16 A (LHD)
5 B -- 16 B (RHD)
R
W
P
SB
2 B --- 3 B ---------- 14 B --- 5 B (A/T)
9 A ---10 A ---------- 4 A --- 9 A (M/T)
CANP
CANN
SWI2
SWI1
G76(A),G163(B)
Driving Support Switch Control ECU
SB
P
9 A
10 A
DISP
GND1
G40(A),z8(D)
Spiral Cable Sub-Assembly
2 D
3 D
B-W
B
Menu
ENTER
Down
Up
Steering Pad Switch RH
z8(D)
Steering Pad Switch Assembly
W
LG
W
LG

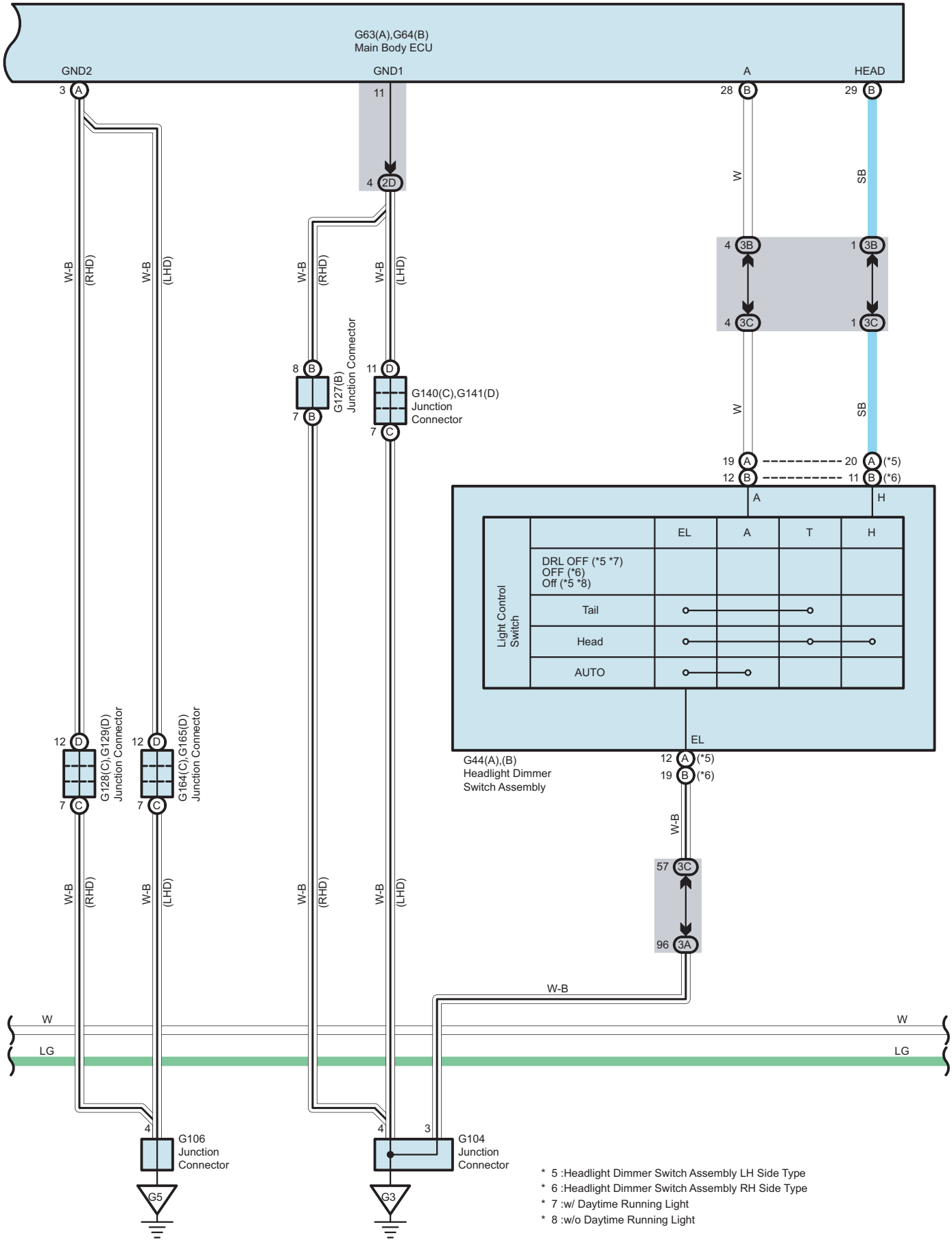

* 5 :Headlight Dimmer Switch Assembly LH Side Type
* 6 :Headlight Dimmer Switch Assembly RH Side Type
* 7 :w/ Daytime Running Light
* 8 :w/o Daytime Running Light

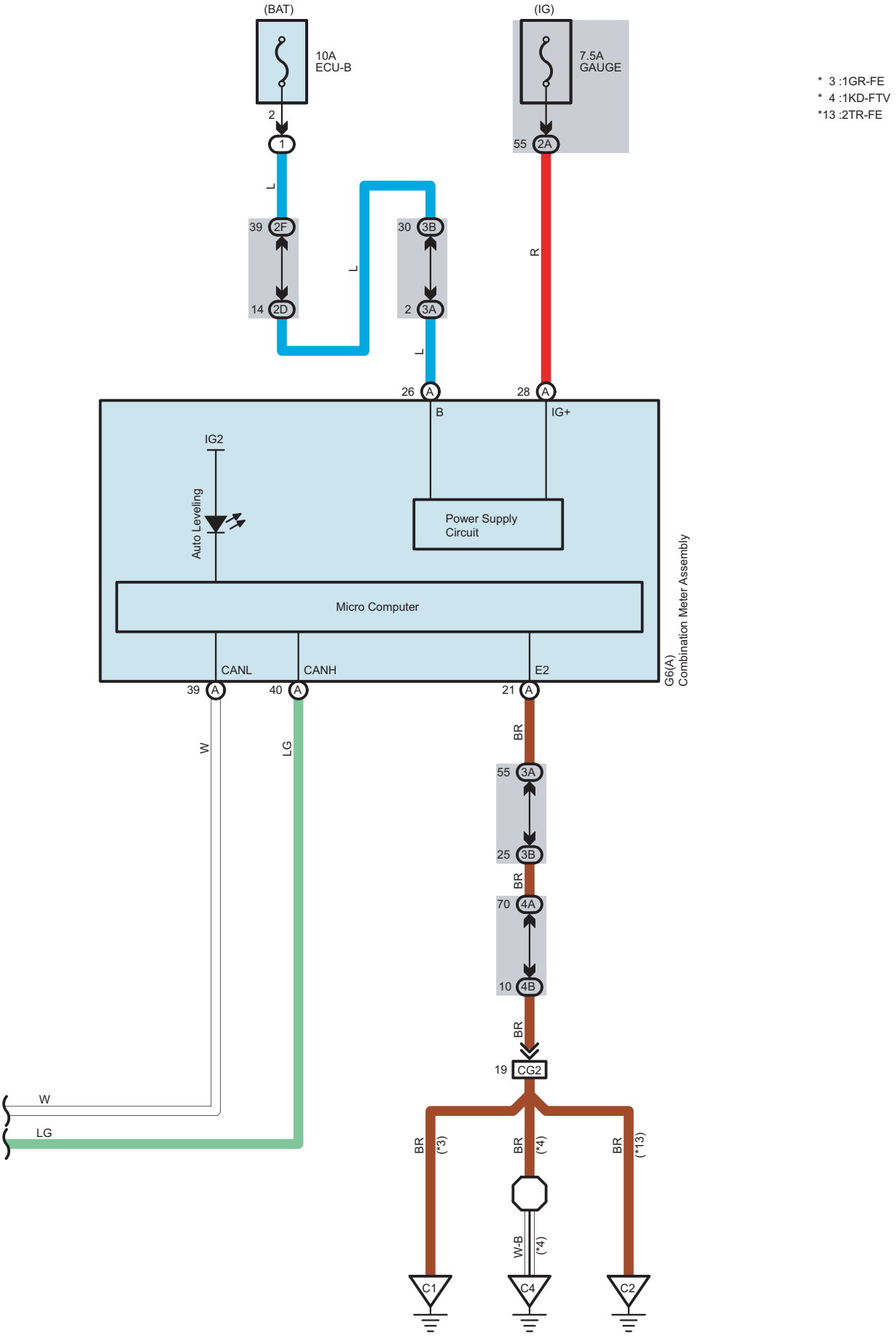
(BAT)
10A
ECU-B
(IG)
7.5A
GAUGE
* 3 :1GR-FE
* 4 :1KD-FTV
*13 :2TR-FE
2
1
55 2A
L
39 2F
14 2D
30 3B
2 3A
L
R
L
26 A
28 A
B
IG+
IG2
Auto Leveling
Power Supply
Circuit
Micro Computer
CANL
CANH
E2
39 A
40 A
21 A
G6(A)
Combination Meter Assembly
W
LG
BR
55 3A
25 3B
BR
70 4A
10 4B
BR
19 CG2
W
LG
BR (*3)
BR (*4)
BR (*13)
W-B (*4)
C1
C4
C2

A6
Black

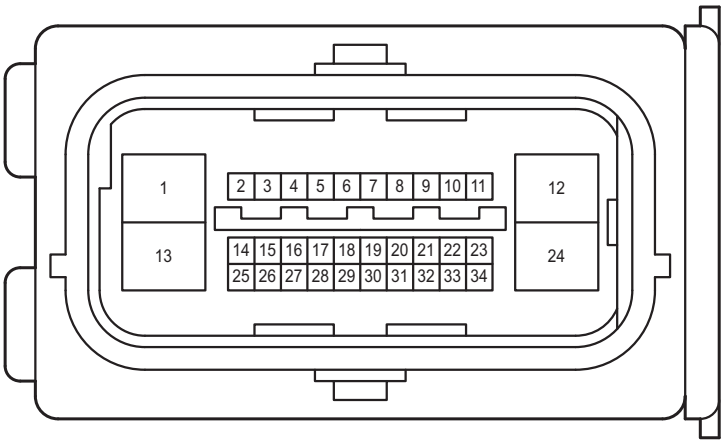

A7
Black

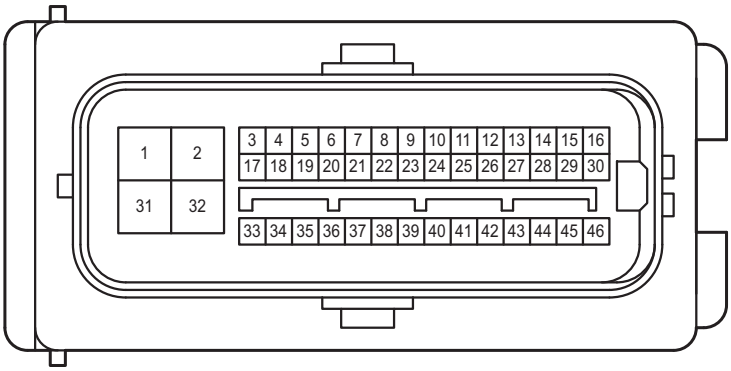

A14
Black

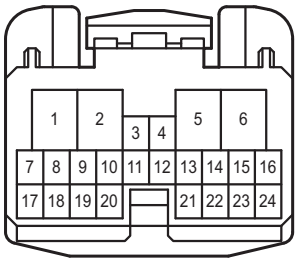

A30
Gray



A31
Gray



A47
Gray

A48
Gray

A58
White

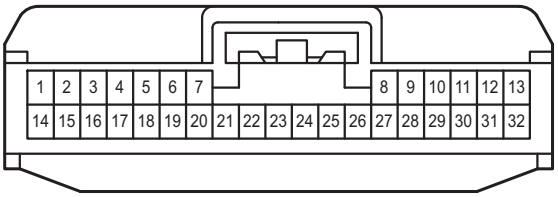

A64
White

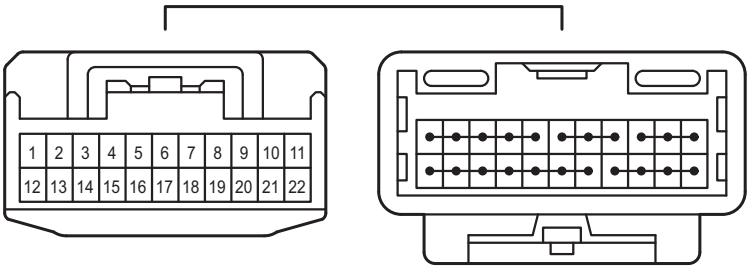

A72
White

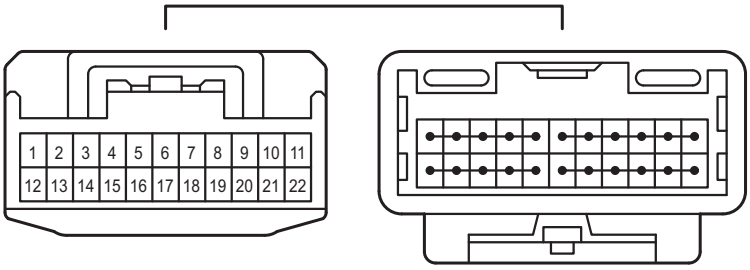

A73
White

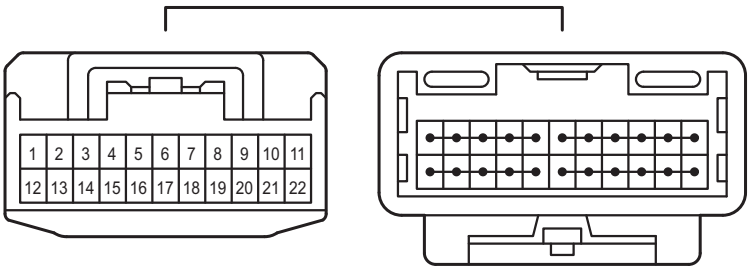

G6
Black

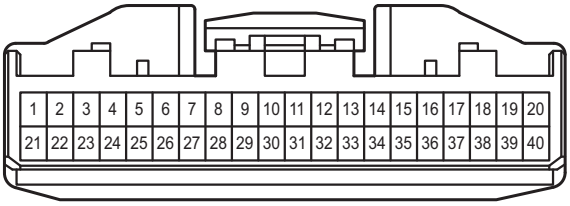

G33
White



G40
Black

G44
White

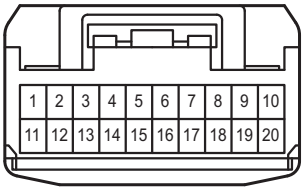

G48
White

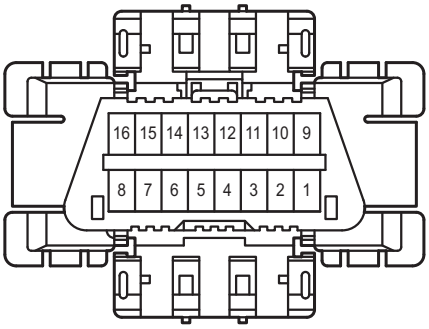

G51
Black

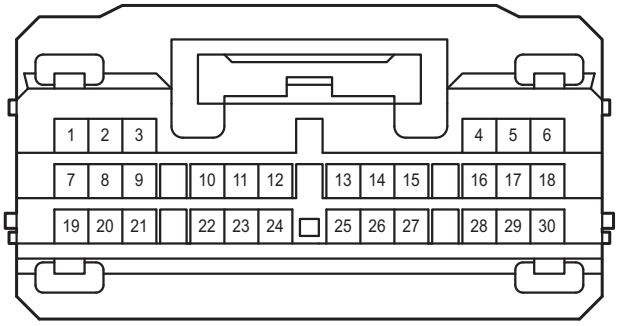

G63
White

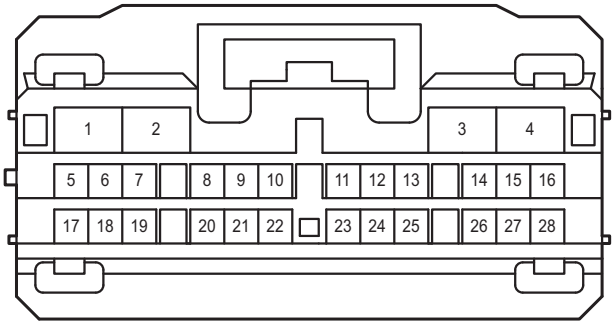

G64
White

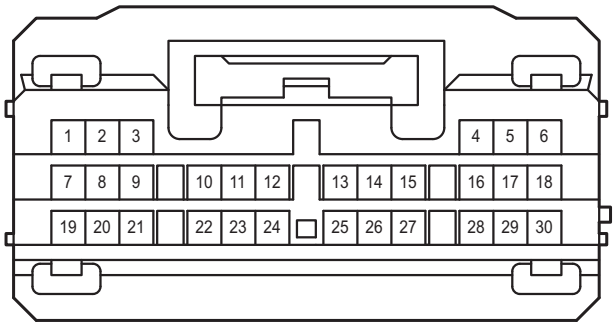

G76
Black

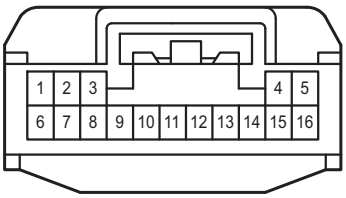

G94
White

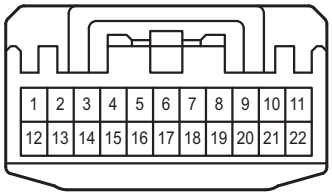

G95
White

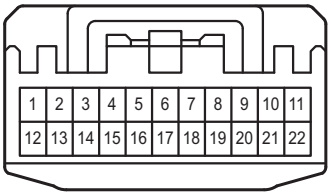

G96
White

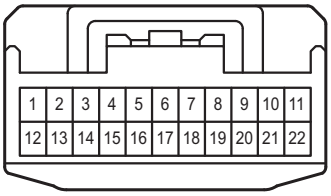

G97
White

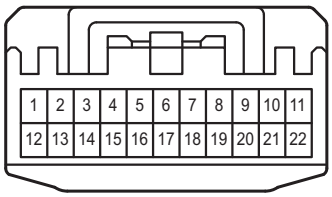

G98
White

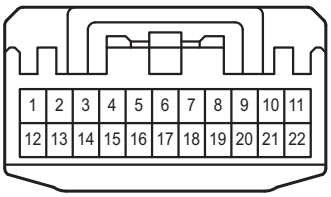

G100
Gray

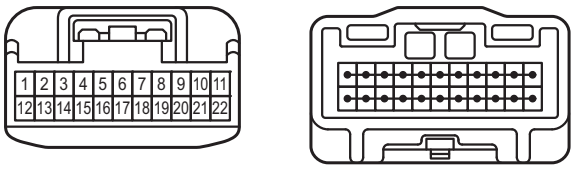

G104
White

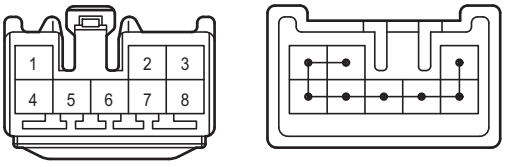

G106
White

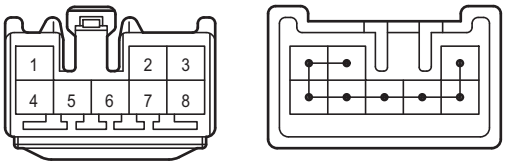

G127
Black

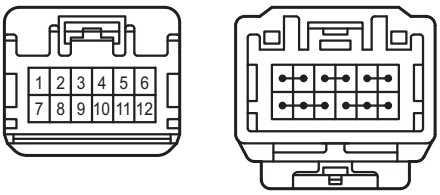

G128
Black

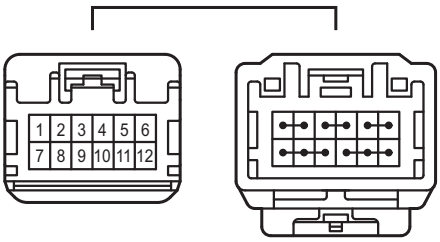

G129
Black

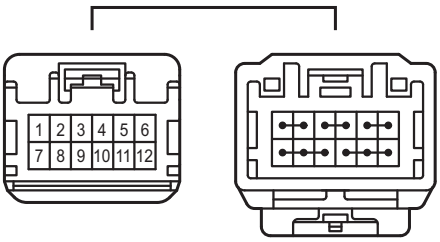

G132
Gray

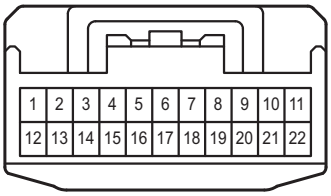

G133
White

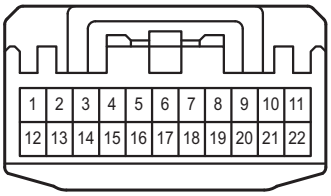

G134
Gray

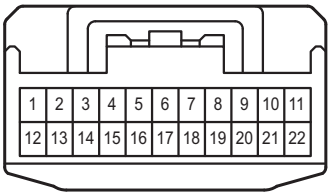

G140
Black

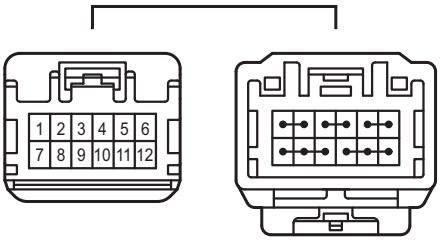

G141
Black

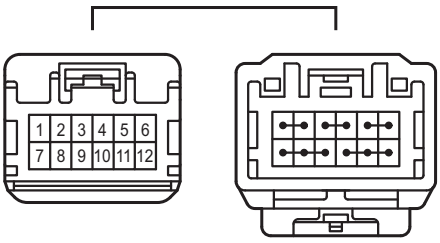

G155
White

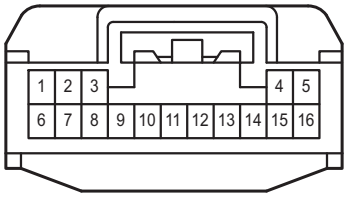

G163
White

G164
Black

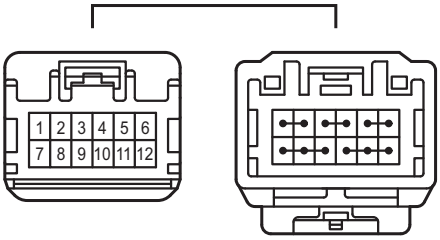

G165
Black

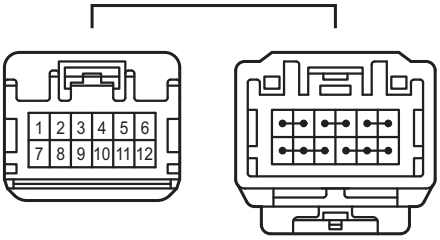

R19
Black



R47
Gray

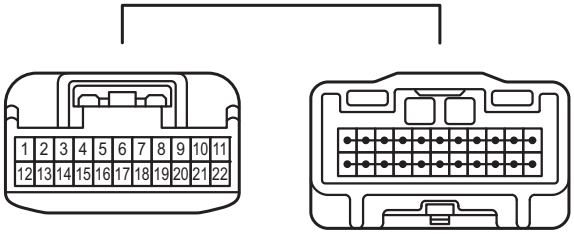

S3
Black

S6
Black

z8
White

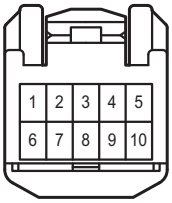

2A
White

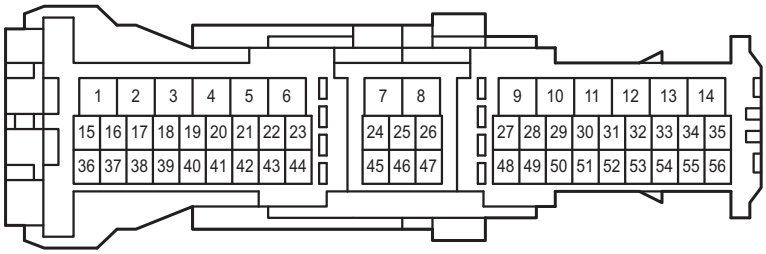

2D
White

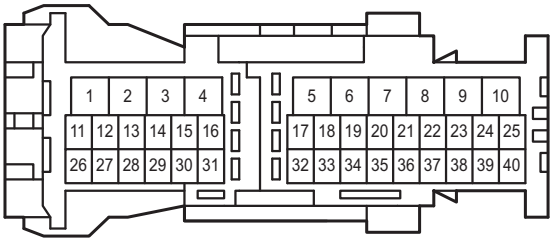

2F
White

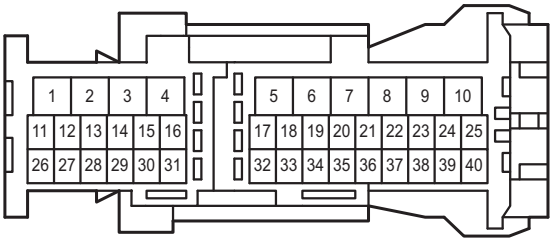

3A
White

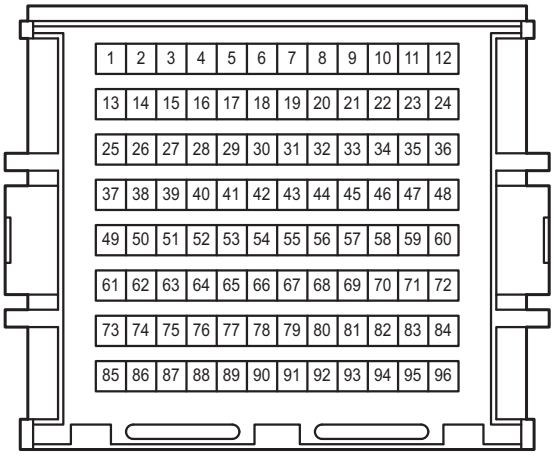

3B
White

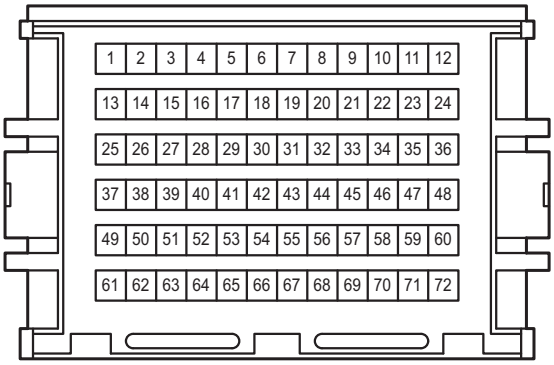

3C
White

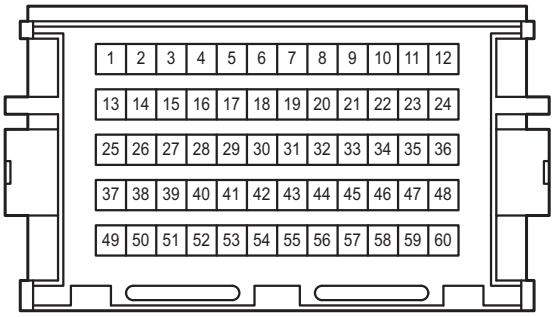

4A
White

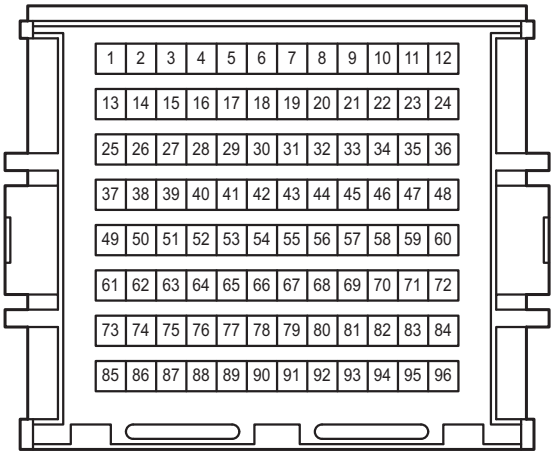

4B
White

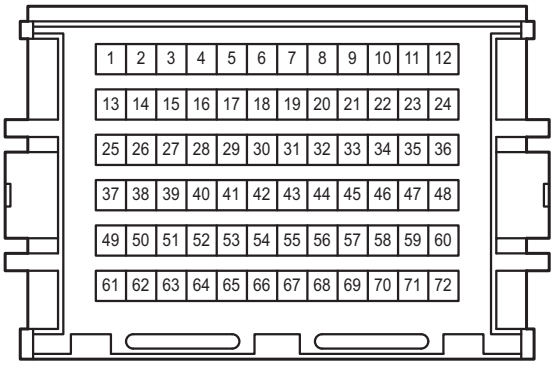

AR1
White

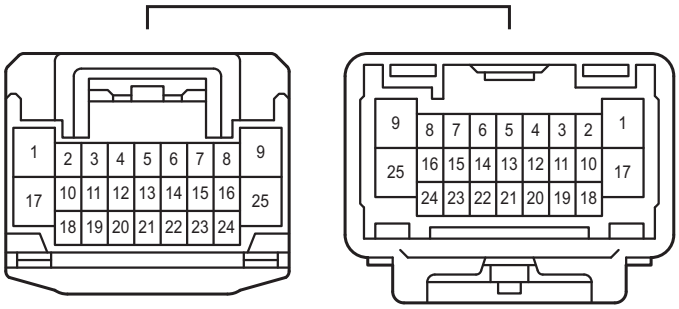

CG2
White

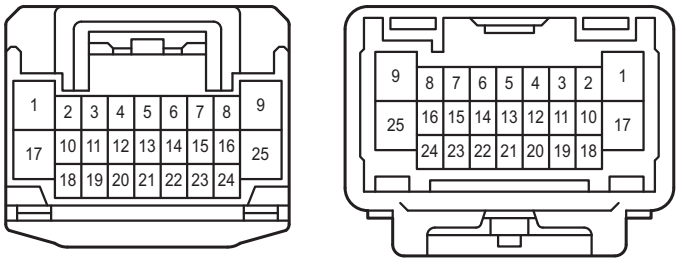

GA1
White

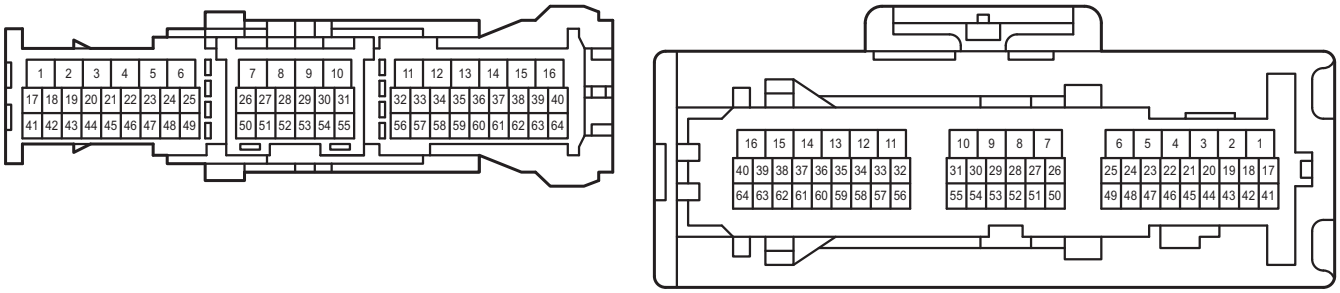

GA2
White

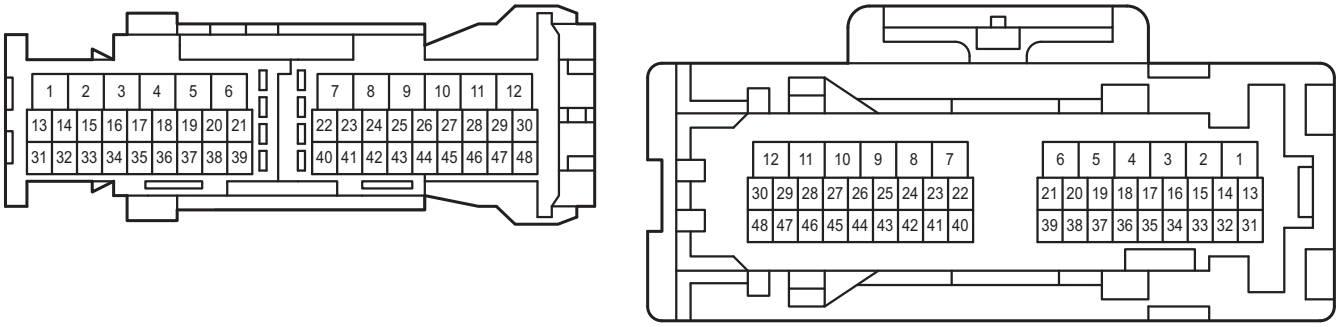

GA6
White

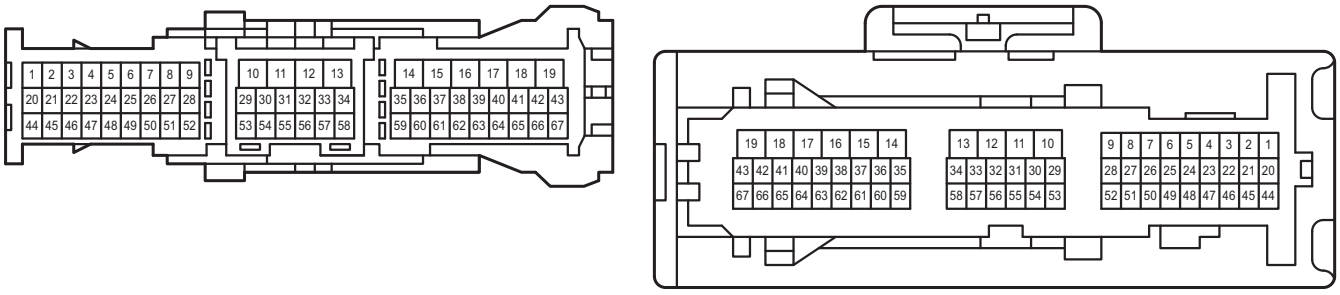

GR1
White

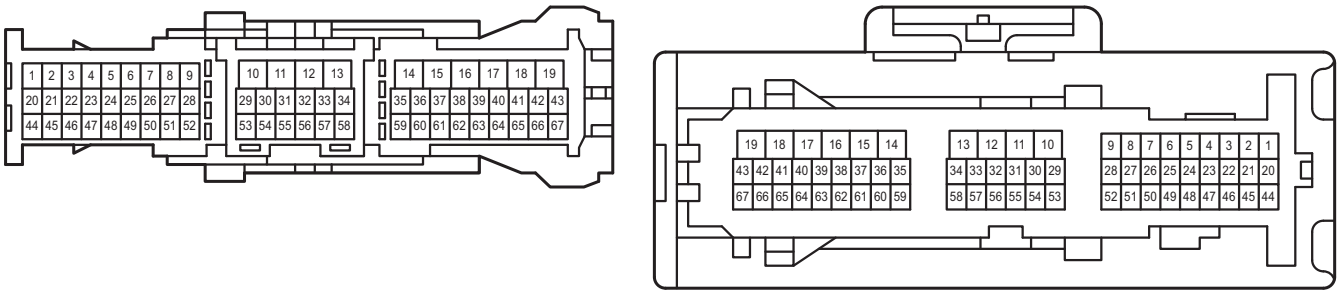

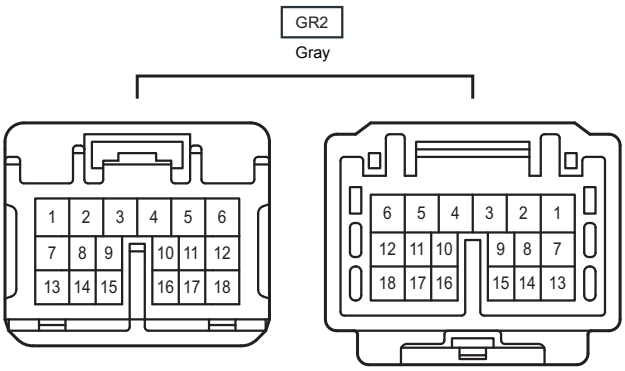
GR2
Gray
1 2 3 4 5 6
7 8 9 10 11 12
13 14 15 16 17 18
6 5 4 3 2 1
12 11 10 9 8 7
18 17 16 15 14 13

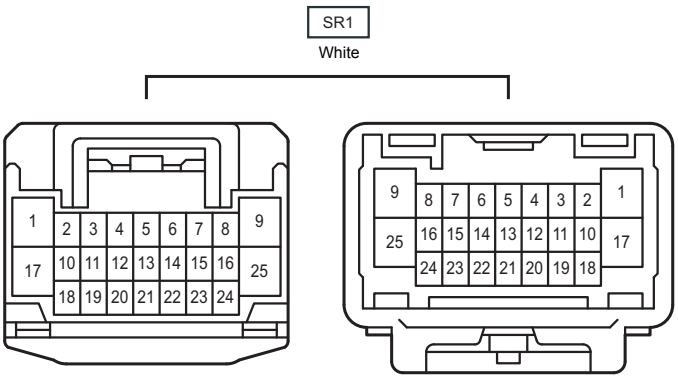
SR1
White
1 2 3 4 5 6 7 8 9
17 10 11 12 13 14 15 16 25
18 19 20 21 22 23 24
9 8 7 6 5 4 3 2 1
25 16 15 14 13 12 11 10 17
24 23 22 21 20 19 18