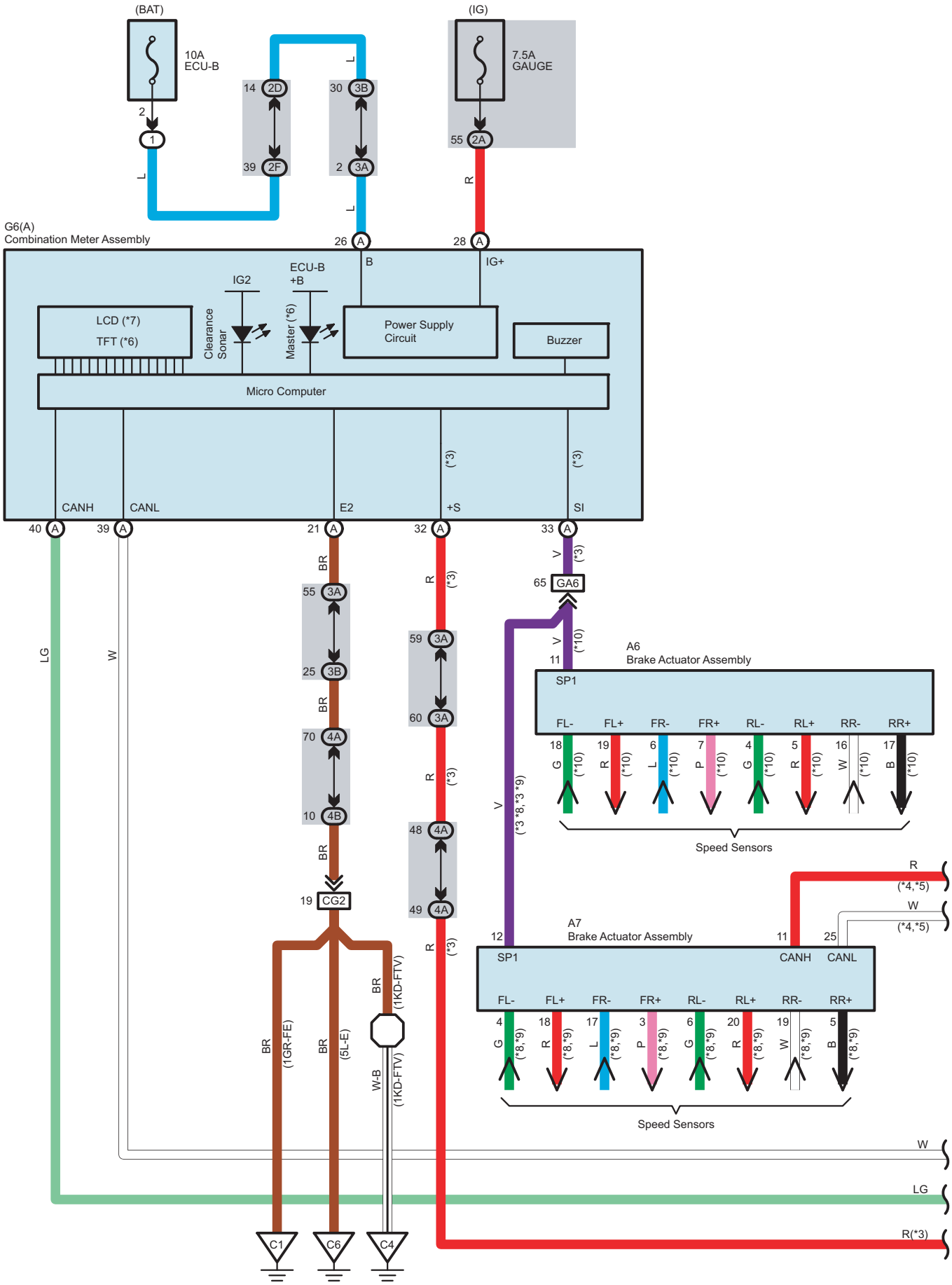
(BAT)
10A
ECU-B
(IG)
7.5A
GAUGE
G6(A)
Combination Meter Assembly
LCD (*7)
TFT (*6)
Clearance Sonar
Master (*6)
IG2
ECU-B +B
Power Supply Circuit
Buzzer
Micro Computer
CANH
CANL
E2
+S
SI
IG+
A6
Brake Actuator Assembly
SP1
FL- FL+ FR- FR+ RL- RL+ RR- RR+
Speed Sensors
A7
Brake Actuator Assembly
CANH
CANL
(1GR-FE)
(5L-E)
(1KD-FTV)
W-B
C1
C6
C4
R(*3)
LG
W

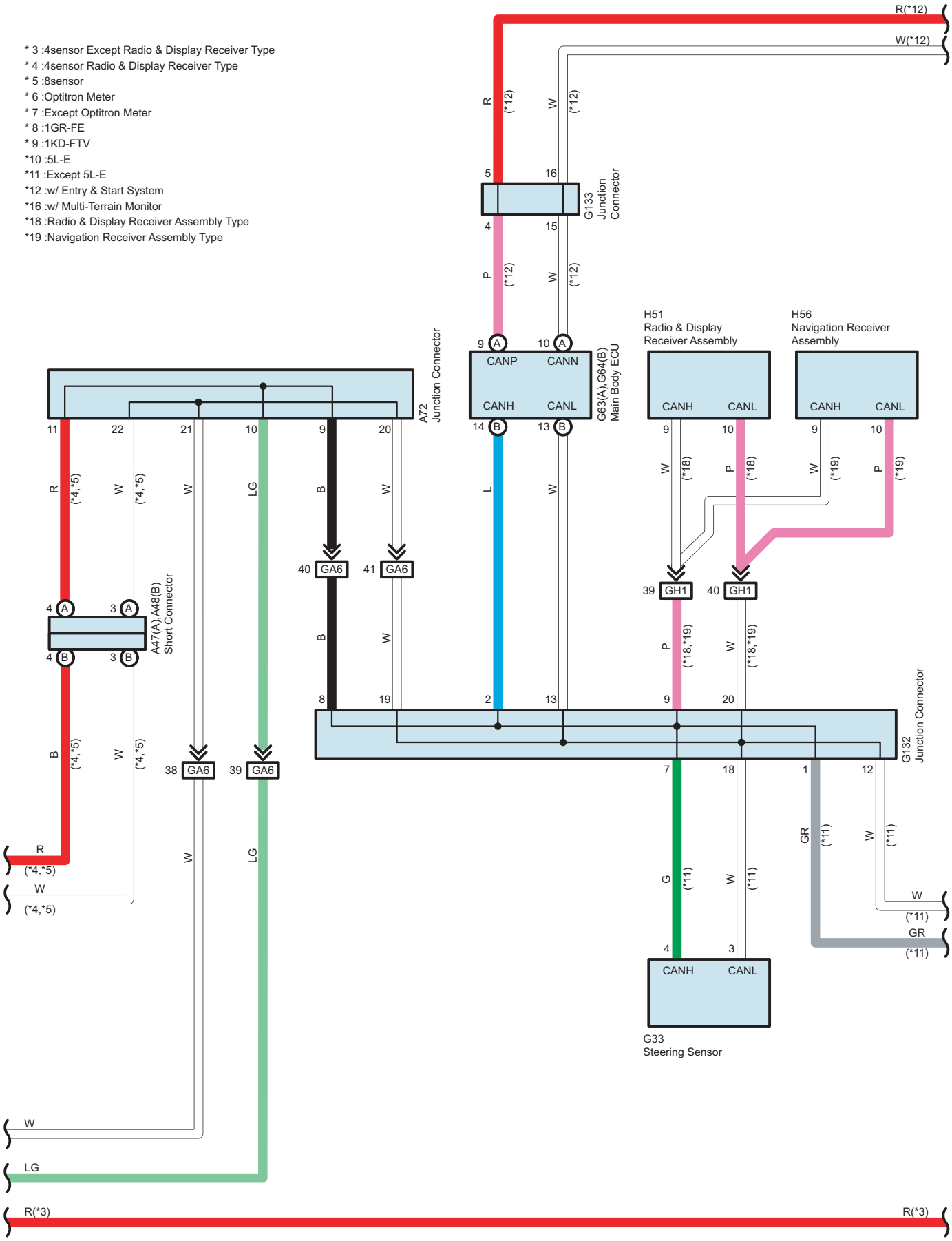
* 3 :4sensor Except Radio & Display Receiver Type
* 4 :4sensor Radio & Display Receiver Type
* 5 :8sensor
* 6 :Optitron Meter
* 7 :Except Optitron Meter
* 8 :1GR-FE
* 9 :1KD-FTV
*10 :5L-E
*11 :Except 5L-E
*12 :w/ Entry & Start System
*16 :w/ Multi-Terrain Monitor
*18 :Radio & Display Receiver Assembly Type
*19 :Navigation Receiver Assembly Type
R(*12)
W(*12)
G133 Junction Connector
A72 Junction Connector
G63(A),G64(B) Main Body ECU
CANP
CANN
CANH
CANL
H51 Radio & Display Receiver Assembly
H56 Navigation Receiver Assembly
A47(A),A48(B) Short Connector
GA6
GH1
G132 Junction Connector
G33 Steering Sensor
R(*3)

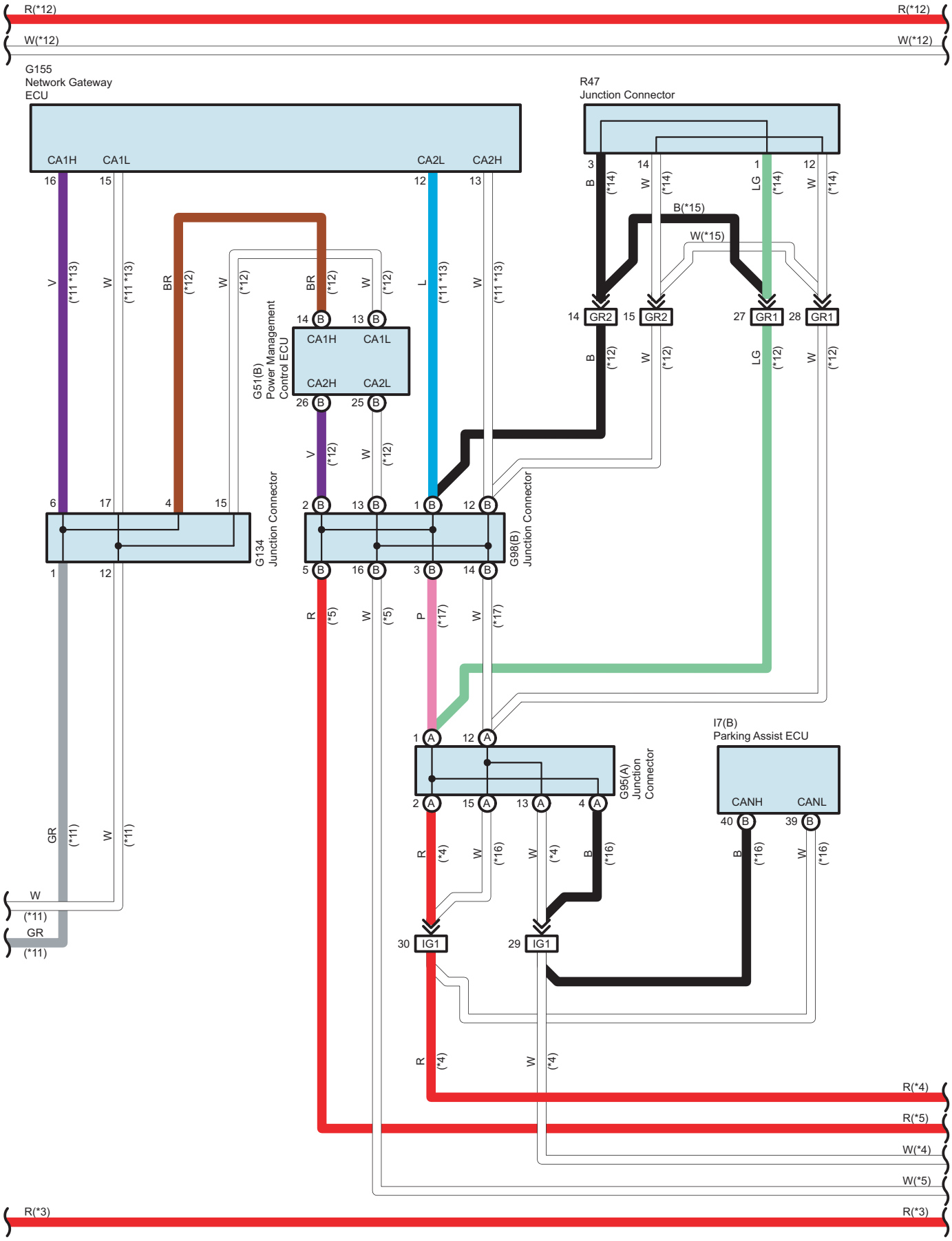
R(*12)
W(*12)
G155
Network Gateway
ECU
CA1H
CA1L
CA2L
CA2H
R47
Junction Connector
B(*15)
W(*15)
GR2
GR1
G51(B)
Power Management
Control ECU
G134
Junction Connector
G98(B)
Junction Connector
G95(A)
Junction
Connector
I7(B)
Parking Assist ECU
CANH
CANL
IG1
R(*4)
R(*5)
W(*4)
W(*5)
R(*3)

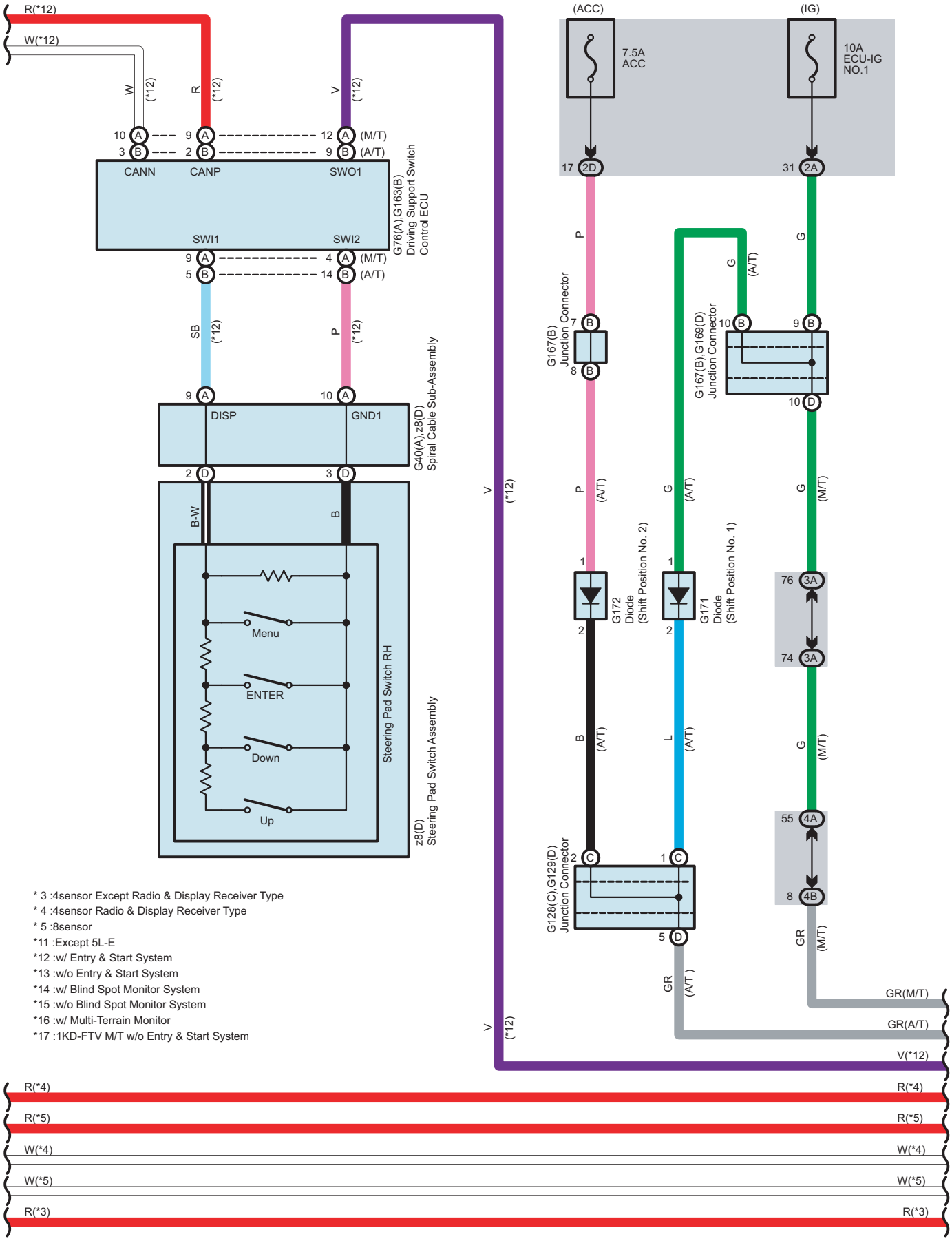

* 3 :4sensor Except Radio & Display Receiver Type
* 4 :4sensor Radio & Display Receiver Type
* 5 :8sensor
*11 :Except 5L-E
*12 :w/ Entry & Start System
*13 :w/o Entry & Start System
*14 :w/ Blind Spot Monitor System
*15 :w/o Blind Spot Monitor System
*16 :w/ Multi-Terrain Monitor
*17 :1KD-FTV M/T w/o Entry & Start System

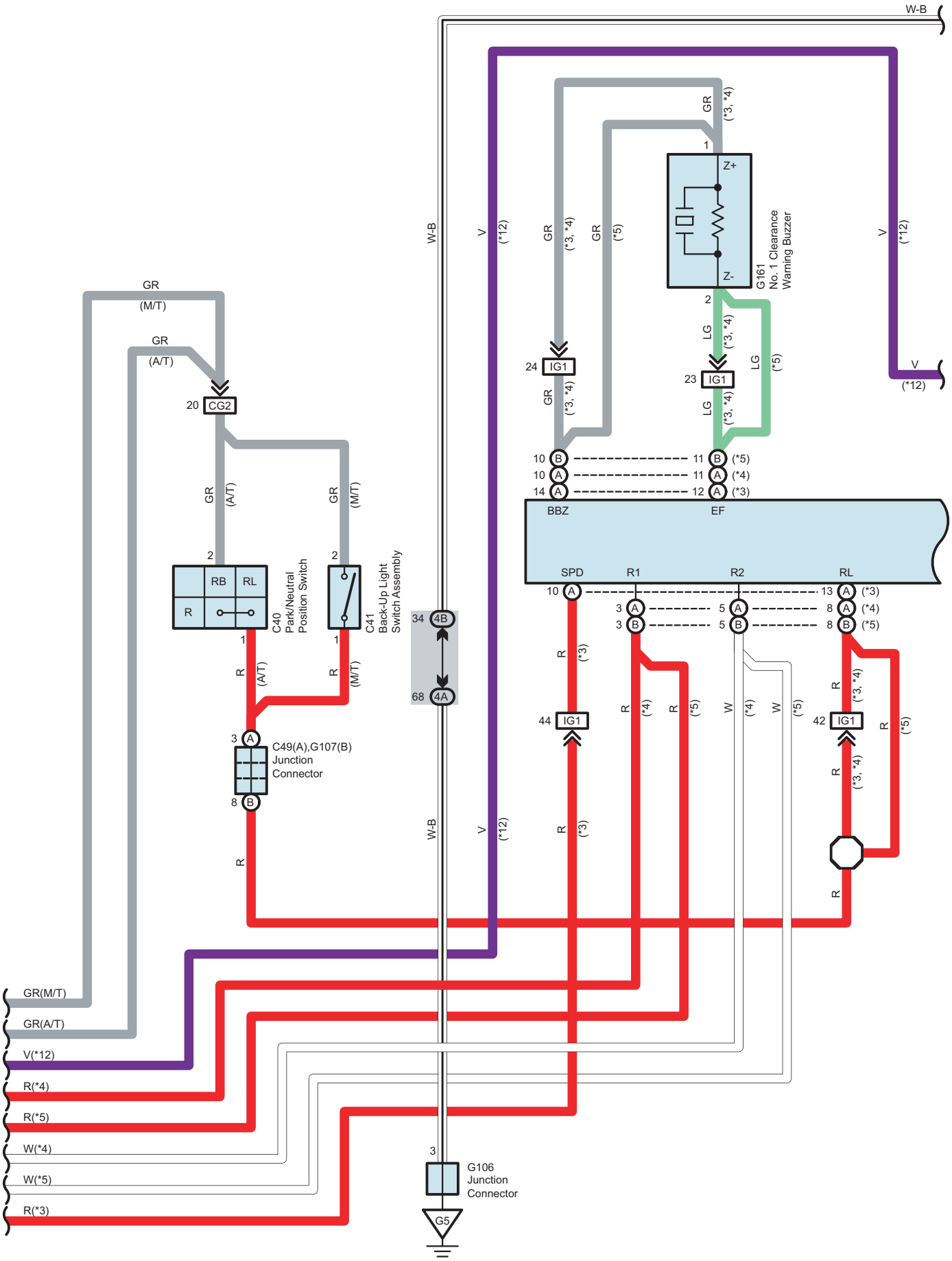
W-B
GR
(M/T)
GR
(A/T)
20 CG2
GR
(A/T)
GR
(M/T)
2
RB
RL
R
C40
Park/Neutral
Position Switch
1
2
C41
Back-Up Light
Switch Assembly
1
R
(A/T)
R
(M/T)
3 A
C49(A),G107(B)
Junction
Connector
8 B
R
W-B
V
(*12)
34 4B
68 4A
W-B
V
(*12)
GR
(*3, *4)
GR
(*5)
1
Z+
Z-
G161
No. 1 Clearance
Warning Buzzer
2
LG
(*3, *4)
LG
(*5)
24 IG1
23 IG1
GR
(*3, *4)
LG
(*3, *4)
V
(*12)
V
(*12)
10 B
10 A
14 A
11 B (*5)
11 A (*4)
12 A (*3)
BBZ
EF
SPD
R1
R2
RL
10 A
13 A (*3)
3 A
3 B
5 A
5 B
8 A (*4)
8 B (*5)
R
(*3)
44 IG1
R
(*4)
R
(*5)
W
(*4)
W
(*5)
R
(*3, *4)
42 IG1
R
(*5)
R
(*3, *4)
R
R
GR(M/T)
GR(A/T)
V(*12)
R(*4)
R(*5)
W(*4)
W(*5)
R(*3)
3
G106
Junction
Connector
G5

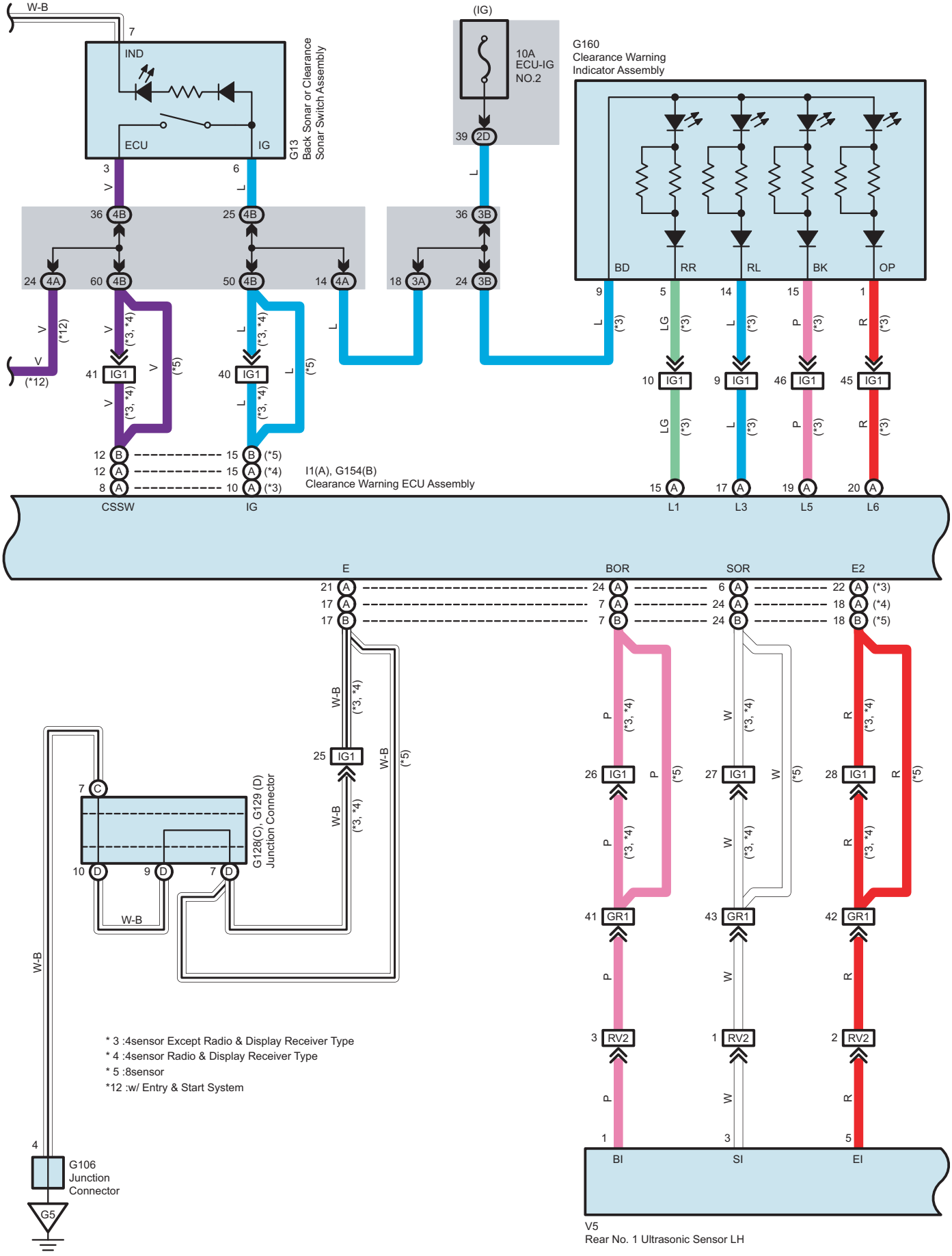
W-B
7
IND
ECU
IG
G13
Back Sonar or Clearance
Sonar Switch Assembly
3
6
V
L
36 4B
25 4B
24 4A
60 4B
50 4B
14 4A
(IG)
10A
ECU-IG
NO.2
39 2D
36 3B
18 3A
24 3B
G160
Clearance Warning
Indicator Assembly
BD
RR
RL
BK
OP
9
5
14
15
1
LG
(*12)
(*3, *4)
(*5)
(*3)
41 IG1
40 IG1
10 IG1
9 IG1
46 IG1
45 IG1
12 B
12 A
8 A
15 B (*5)
15 A (*4)
10 A (*3)
I1(A), G154(B)
Clearance Warning ECU Assembly
15 A
17 A
19 A
20 A
CSSW
IG
L1
L3
L5
L6
E
BOR
SOR
E2
21 A
17 A
17 B
24 A
7 A
7 B
6 A
24 A
24 B
22 A (*3)
18 A (*4)
18 B (*5)
W-B
P
W
R
25 IG1
26 IG1
27 IG1
28 IG1
7 C
10 D
9 D
7 D
G128(C), G129 (D)
Junction Connector
41 GR1
43 GR1
42 GR1
3 RV2
1 RV2
2 RV2
1
3
5
BI
SI
EI
4
G106
Junction
Connector
G5
* 3 :4sensor Except Radio & Display Receiver Type
* 4 :4sensor Radio & Display Receiver Type
* 5 :8sensor
*12 :w/ Entry & Start System
V5
Rear No. 1 Ultrasonic Sensor LH

I1(A), G154(B)
Clearance Warning ECU Assembly

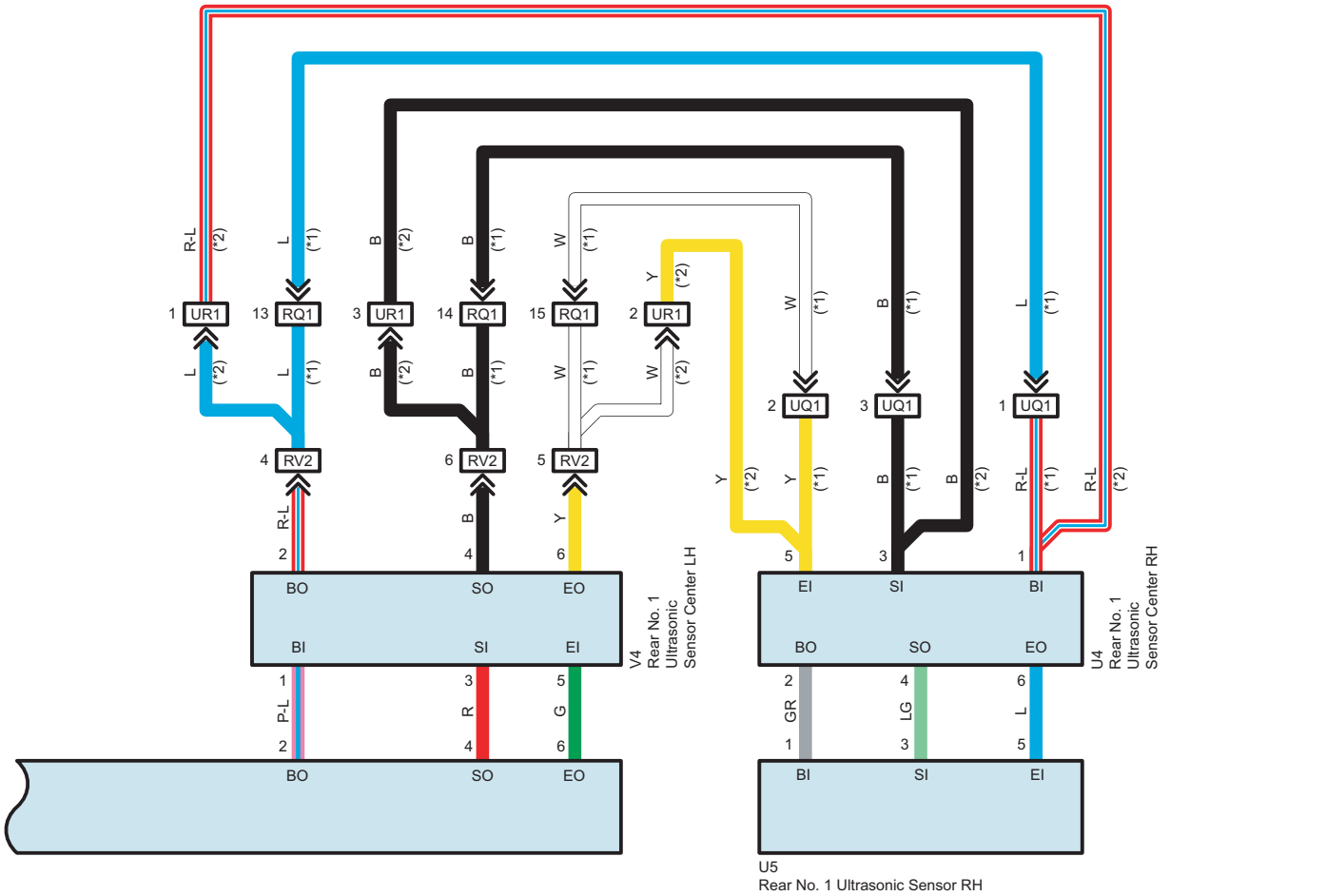

* 1 :5-Door
* 2 :3-Door
* 5 :8sensor

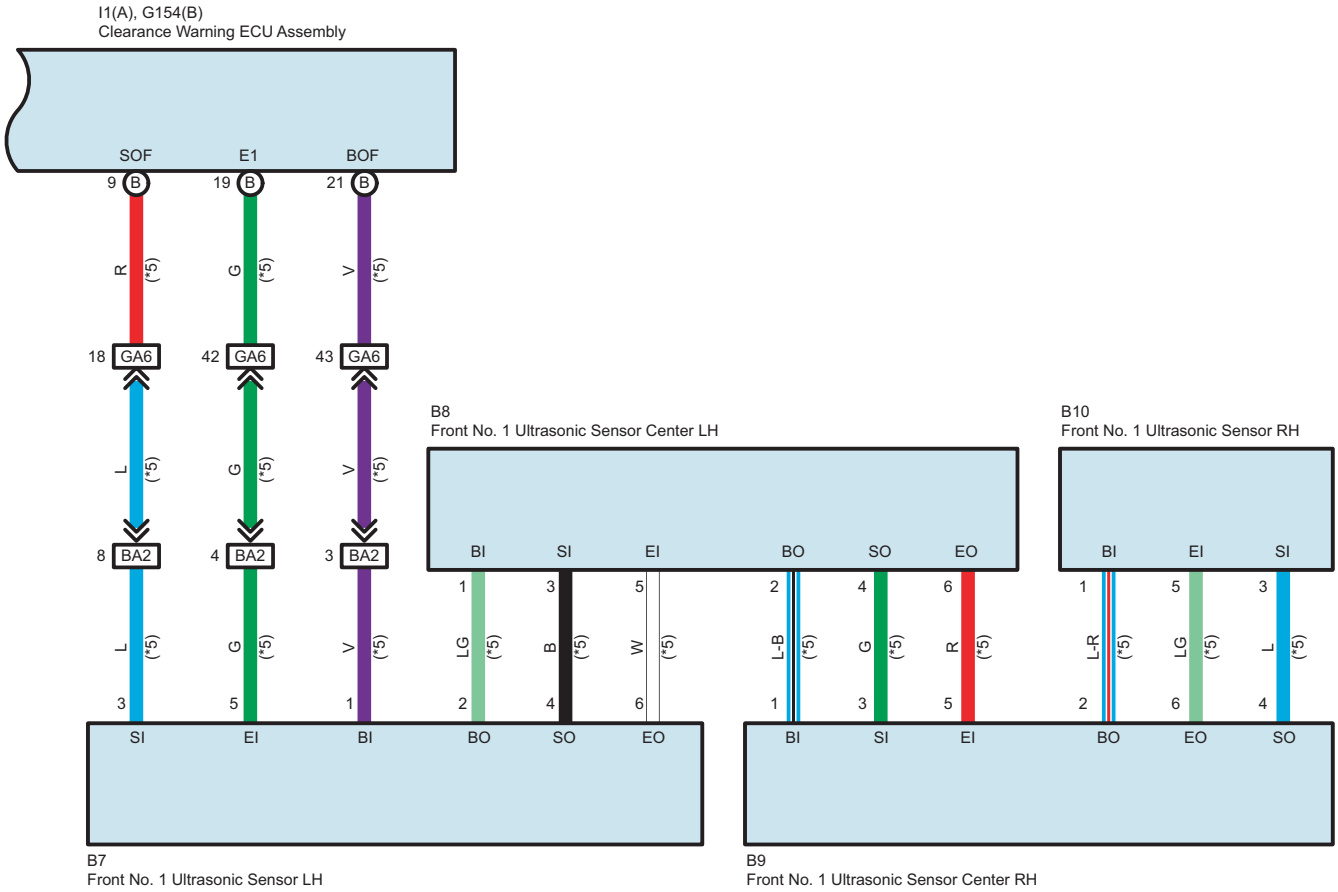

A6
Black

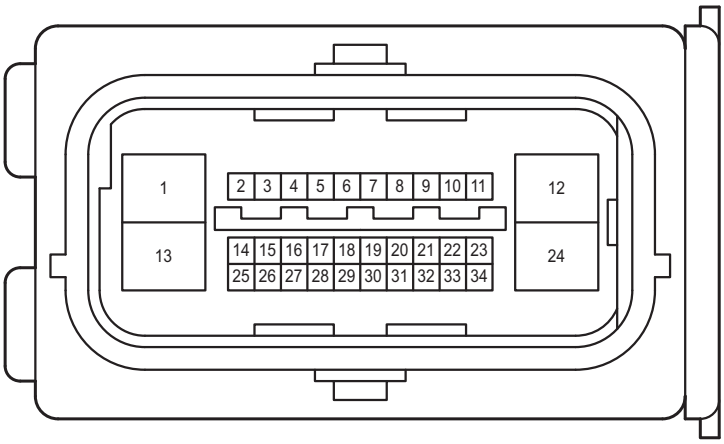

A7
Black

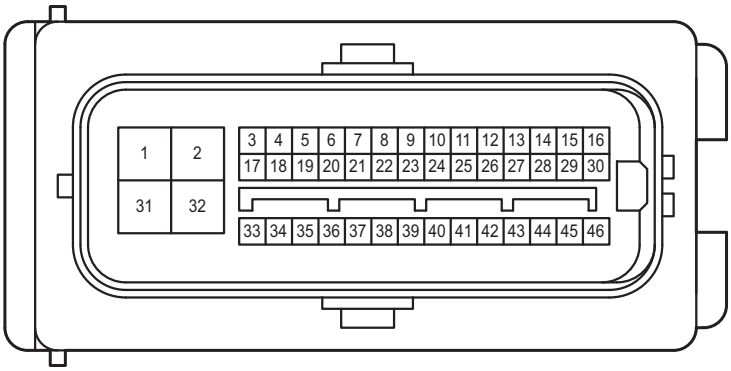

A47
Gray

A48
Gray

A72
White

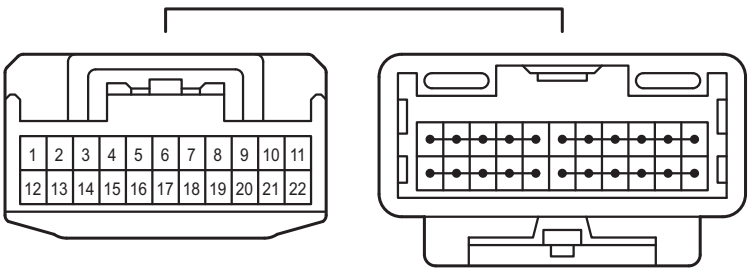

B7
Black



B8
Black



B9
Black

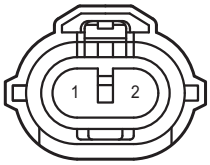

B10
Black

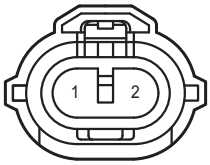

C40
Gray

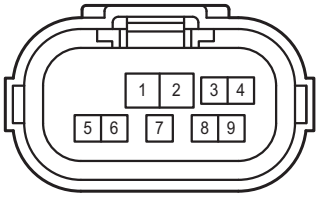

C41
Gray

C49
Blue

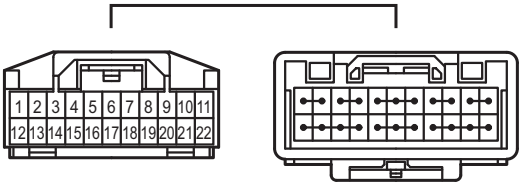

G6
Black

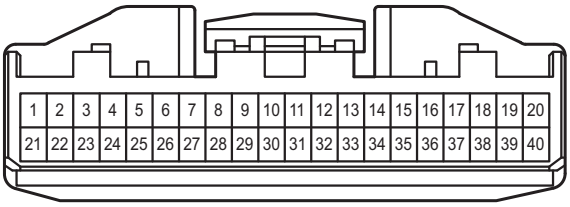

G13
Black



G33
White

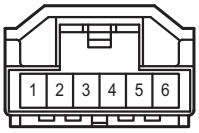

G40
Black

G51
Black

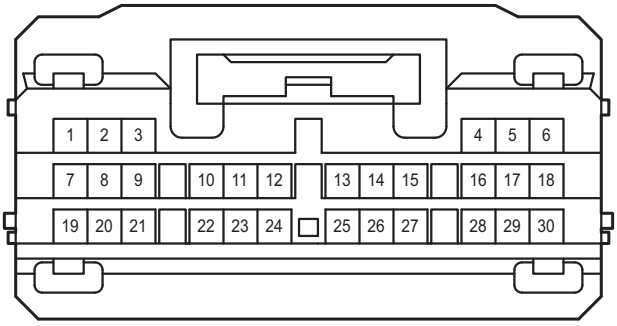

G63
White

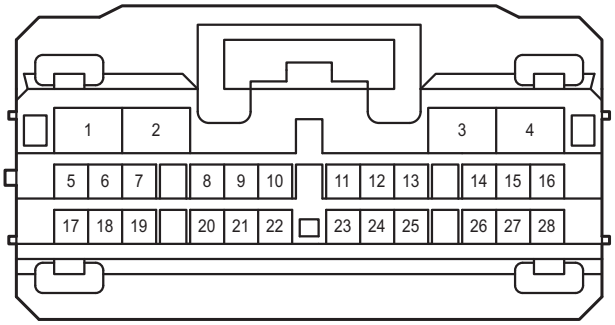

G64
White

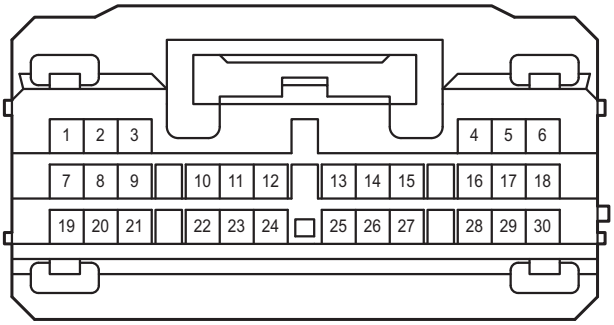

G76
Black

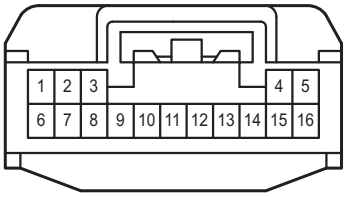

G95
White

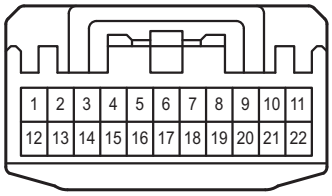

G98
White

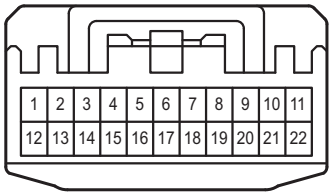

G106
White

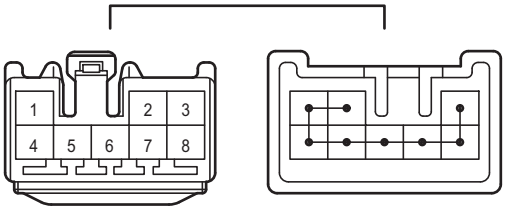

G107
Blue

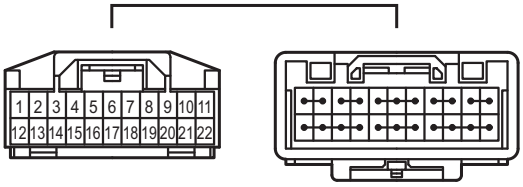

G128
Black

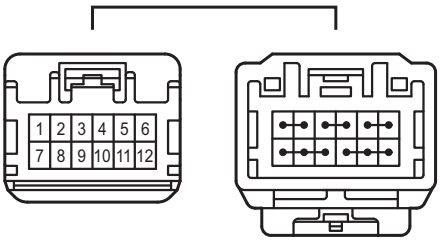

G129
Black

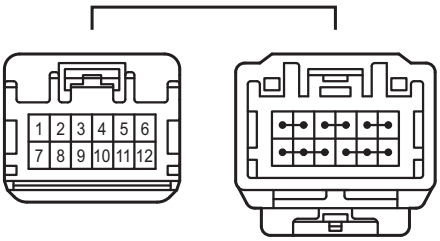

G132
Gray

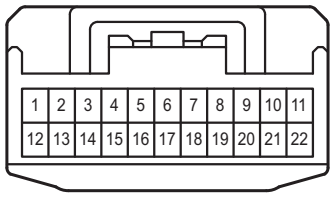

G133
White

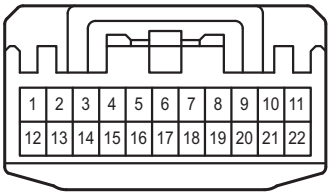

G134
Gray

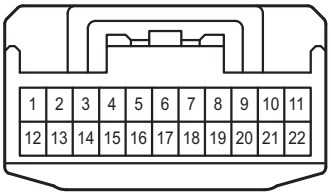

G154
White

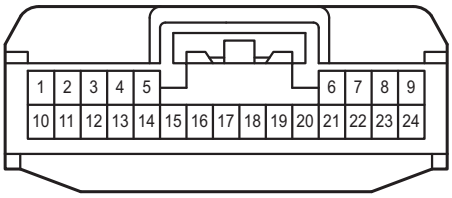

G155
White

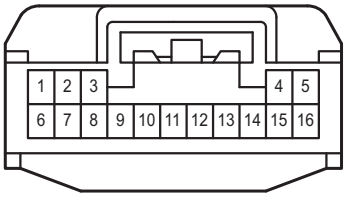

G160
Black



G161
Black



G163
White

G167
Blue

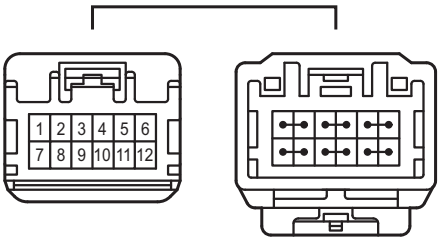

G169
Blue

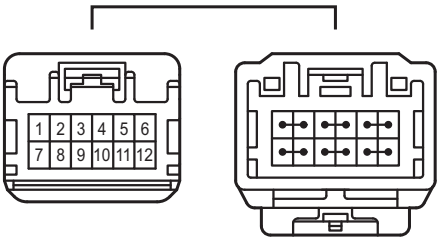

G171
Gray

G172
Gray

H51
White



H56
White



I1
White

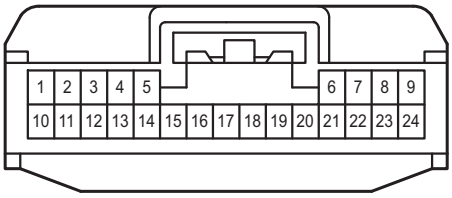

I7
Black

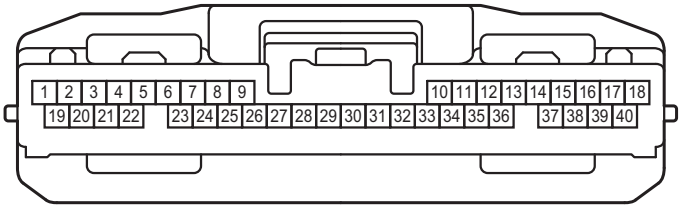

R47
Gray

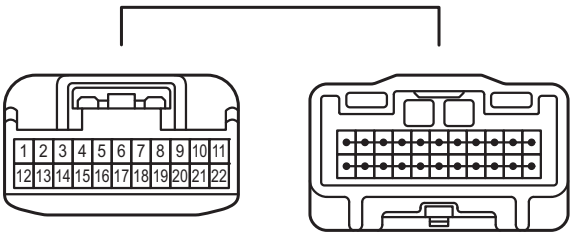

U4
Black



U5
Black



V4
Black



V5
Black



z8
White

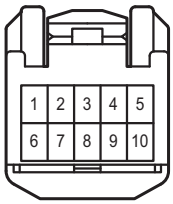

2A
White

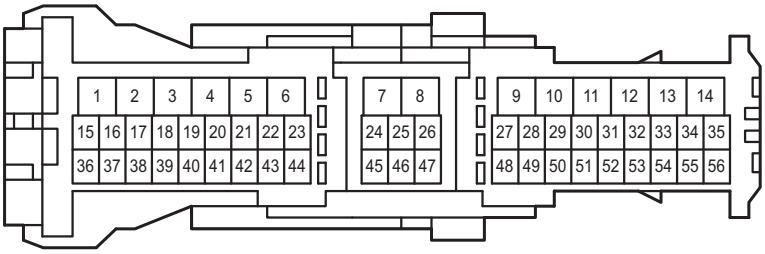

2D
White

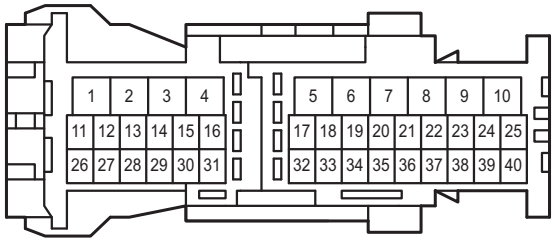

2F
White

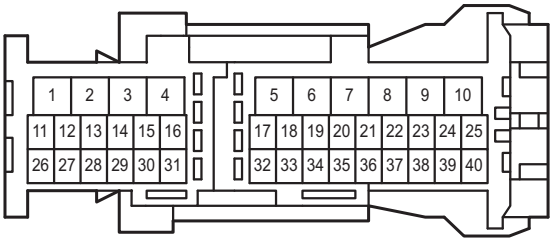

3A
White

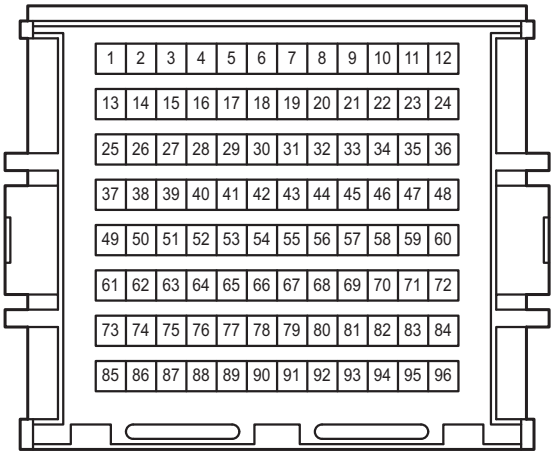

3B
White

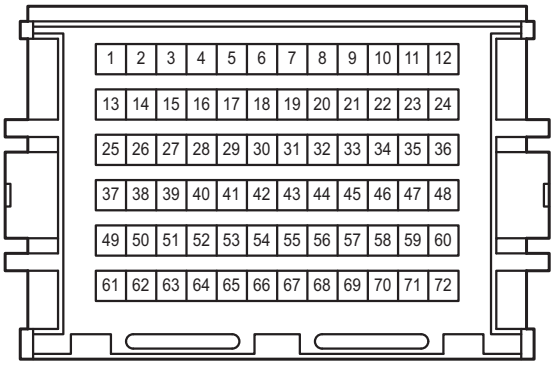

4A
White

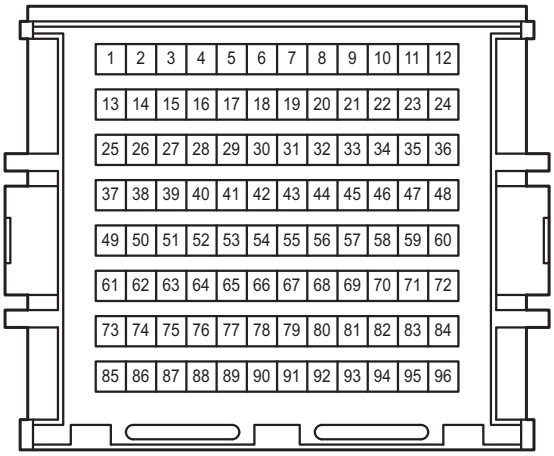

4B
White

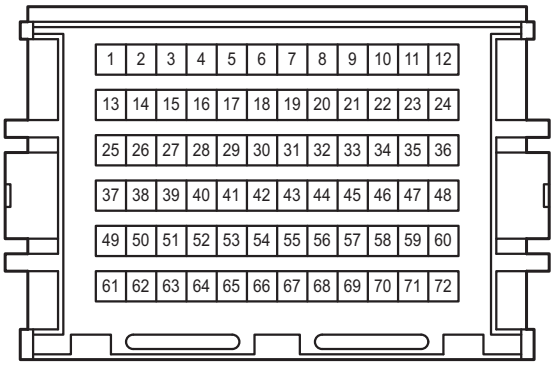

BA2
Gray

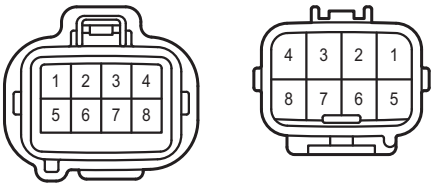

CG2
White

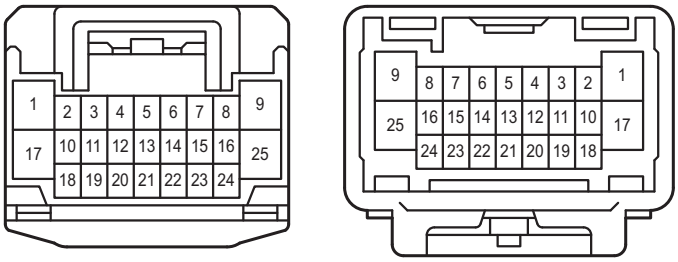

GA6
White

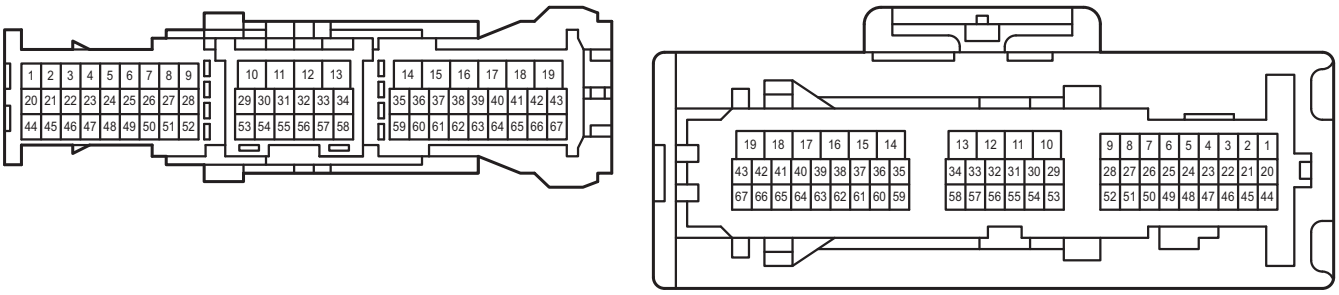

GH1
White

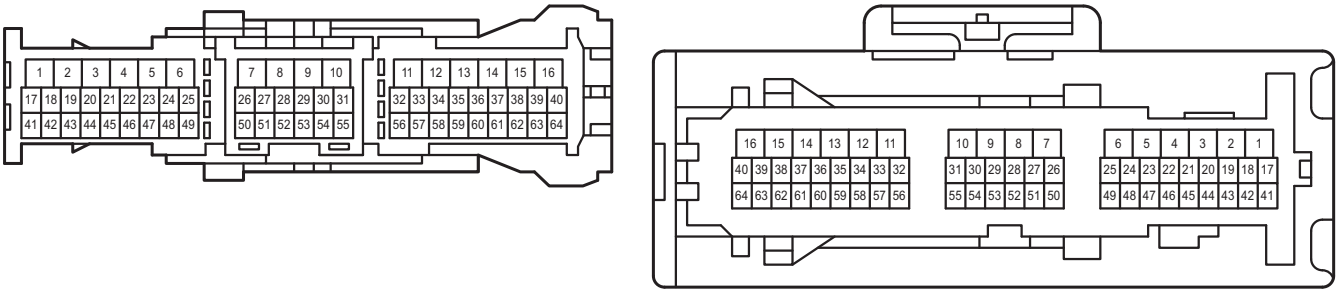

GR1
White

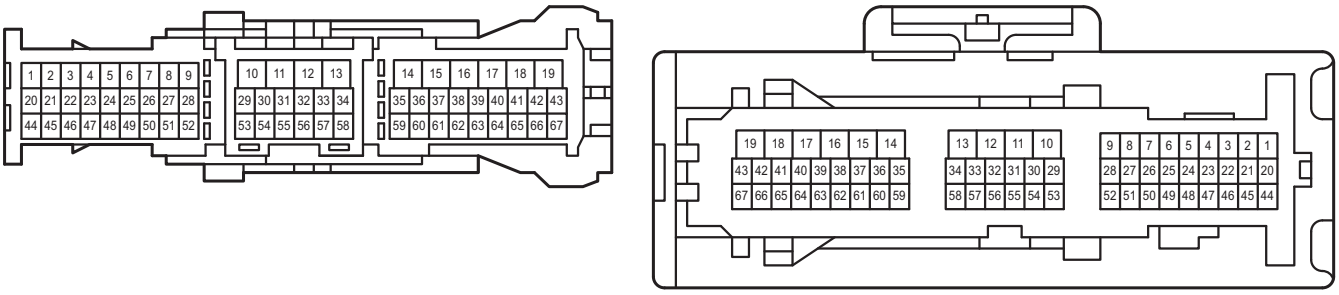

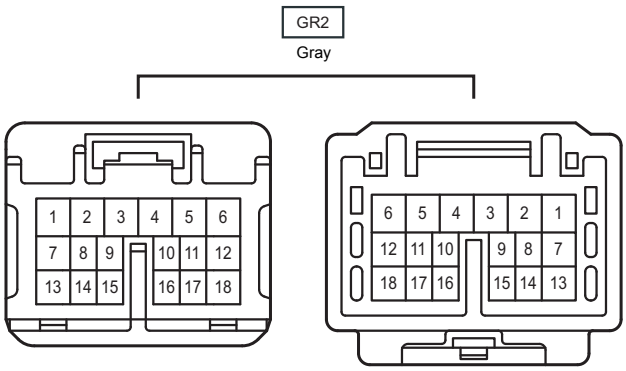
GR2
Gray
1 2 3 4 5 6
7 8 9 10 11 12
13 14 15 16 17 18
6 5 4 3 2 1
12 11 10 9 8 7
18 17 16 15 14 13

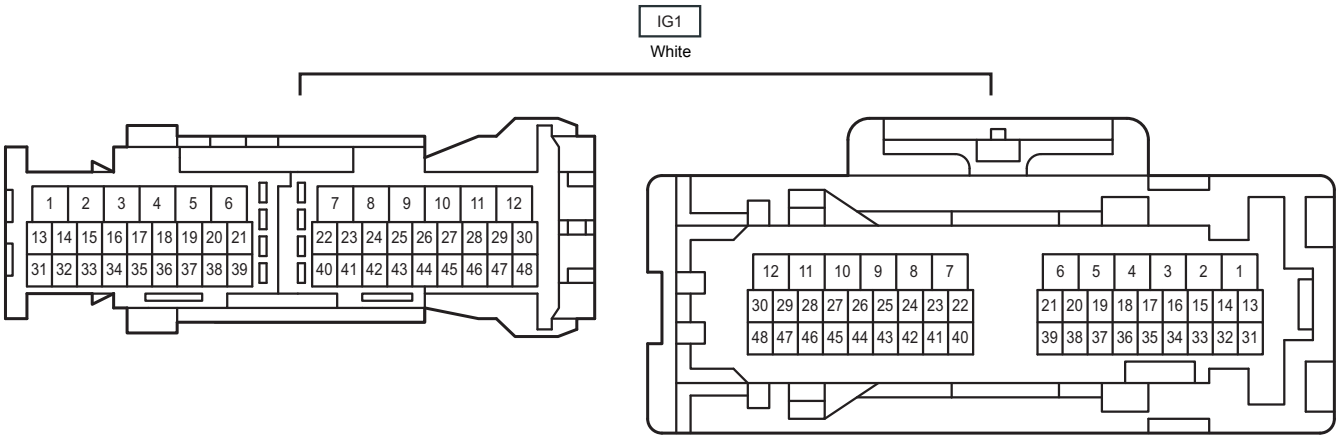
IG1
White
1 2 3 4 5 6 7 8 9 10 11 12
13 14 15 16 17 18 19 20 21 22 23 24 25 26 27 28 29 30
31 32 33 34 35 36 37 38 39 40 41 42 43 44 45 46 47 48
12 11 10 9 8 7
30 29 28 27 26 25 24 23 22
48 47 46 45 44 43 42 41 40
6 5 4 3 2 1
21 20 19 18 17 16 15 14 13
39 38 37 36 35 34 33 32 31

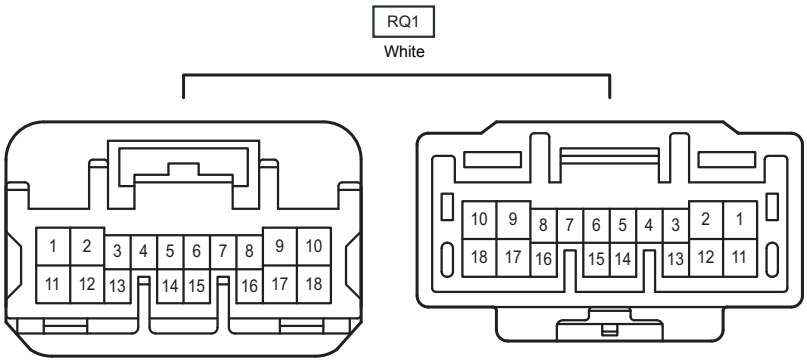
RQ1
White
1 2 3 4 5 6 7 8 9 10
11 12 13 14 15 16 17 18
10 9 8 7 6 5 4 3 2 1
18 17 16 15 14 13 12 11

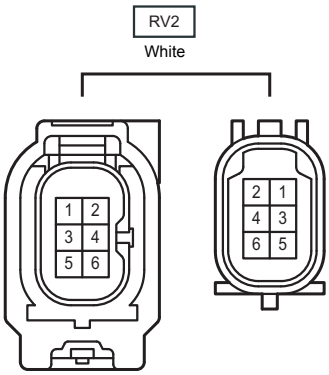
RV2
White
1 2
3 4
5 6
2 1
4 3
6 5

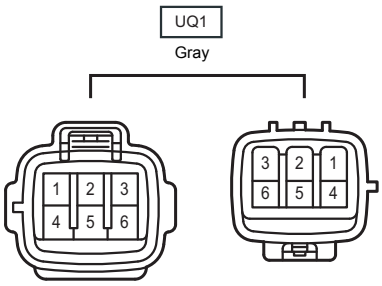
UQ1
Gray
1 2 3
4 5 6
3 2 1
6 5 4

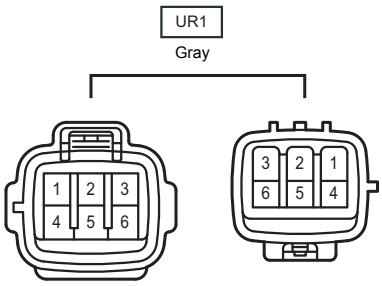
UR1
Gray
1 2 3
4 5 6
3 2 1
6 5 4