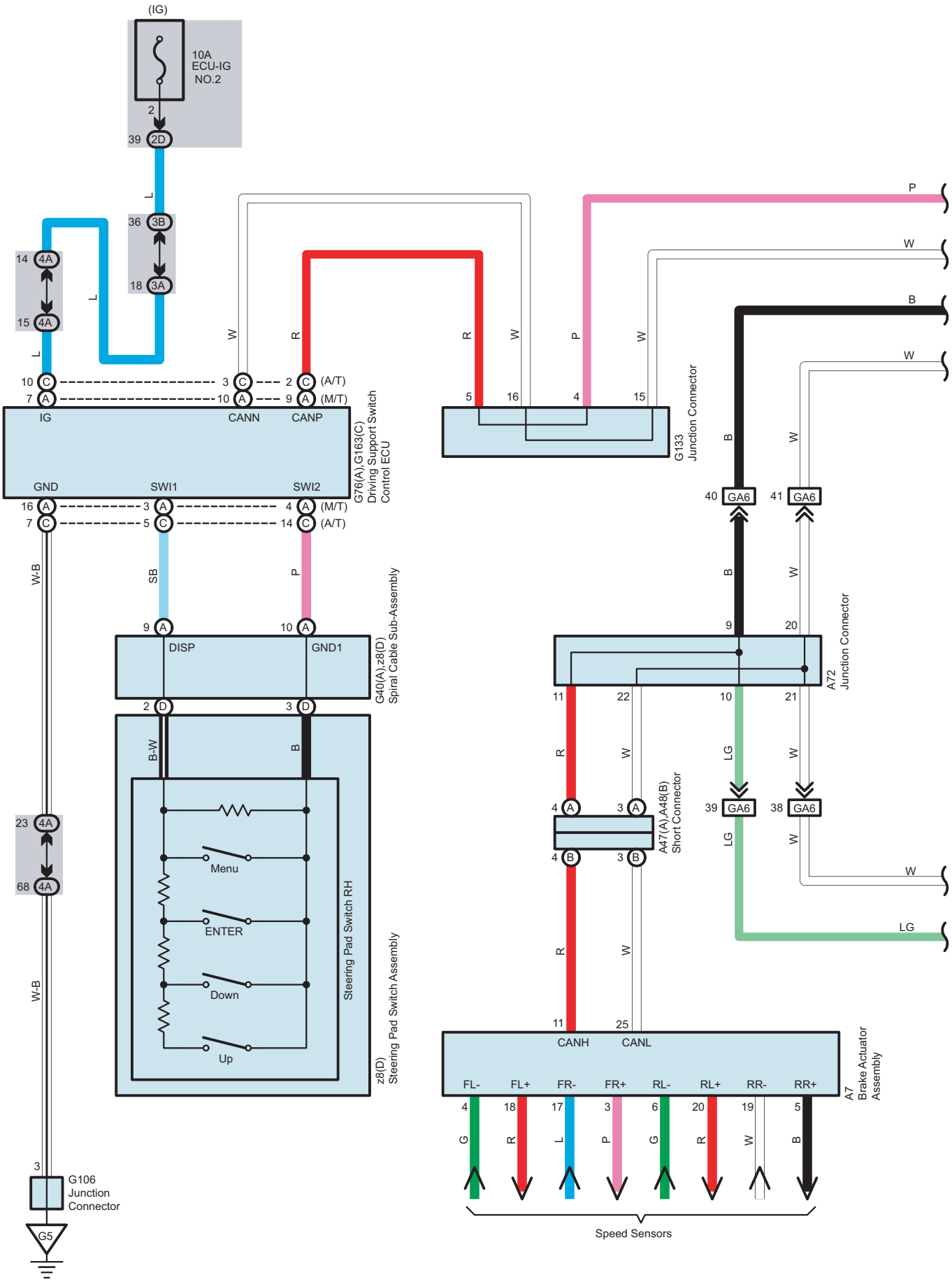
(IG)
10A
ECU-IG
NO.2
2
39 2D
L
36 3B
18 3A
14 4A
15 4A
L
L
10 C
7 A
IG
3 C
10 A
CANN
2 C (A/T)
9 A (M/T)
CANP
G76(A),G163(C)
Driving Support Switch
Control ECU
GND
SWI1
SWI2
16 A
7 C
3 A
5 C
4 A (M/T)
14 C (A/T)
W-B
SB
P
9 A
10 A
DISP
GND1
G40(A),z8(D)
Spiral Cable Sub-Assembly
2 D
3 D
B-W
B
Menu
ENTER
Down
Up
Steering Pad Switch RH
z8(D)
Steering Pad Switch Assembly
23 4A
68 4A
W-B
3
G106
Junction
Connector
G5
W
R
R
W
P
W
5
16
4
15
G133
Junction Connector
P
W
B
W
B
W
40 GA6
41 GA6
B
W
9
20
A72
Junction Connector
11
22
10
21
R
W
LG
W
4 A
3 A
A47(A),A48(B)
Short Connector
4 B
3 B
39 GA6
38 GA6
LG
W
W
LG
R
W
11
25
CANH
CANL
FL-
FL+
FR-
FR+
RL-
RL+
RR-
RR+
4
18
17
3
6
20
19
5
G
R
L
P
G
R
W
B
A7
Brake Actuator
Assembly
Speed Sensors

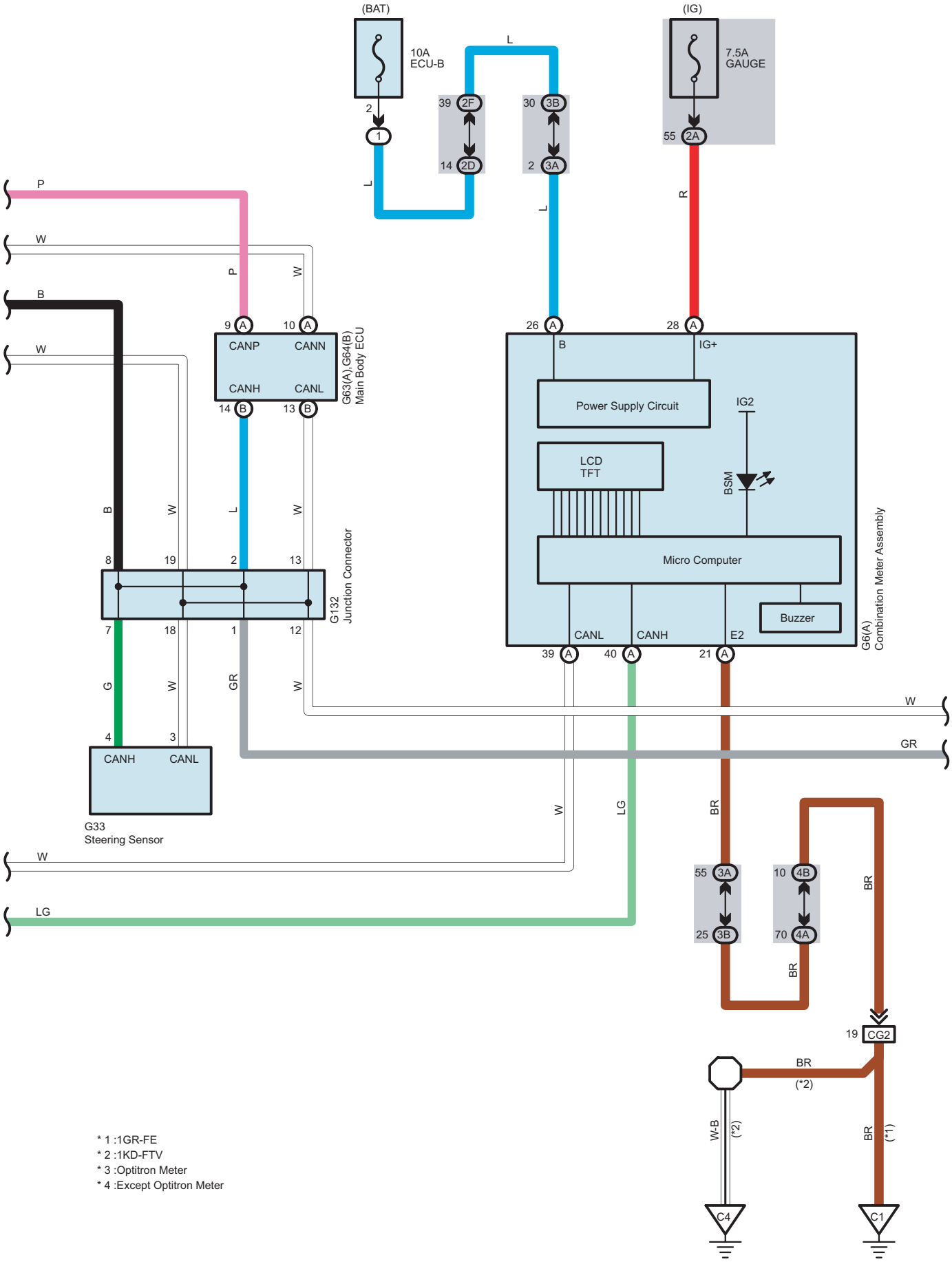

* 1 :1GR-FE
* 2 :1KD-FTV
* 3 :Optitron Meter
* 4 :Except Optitron Meter

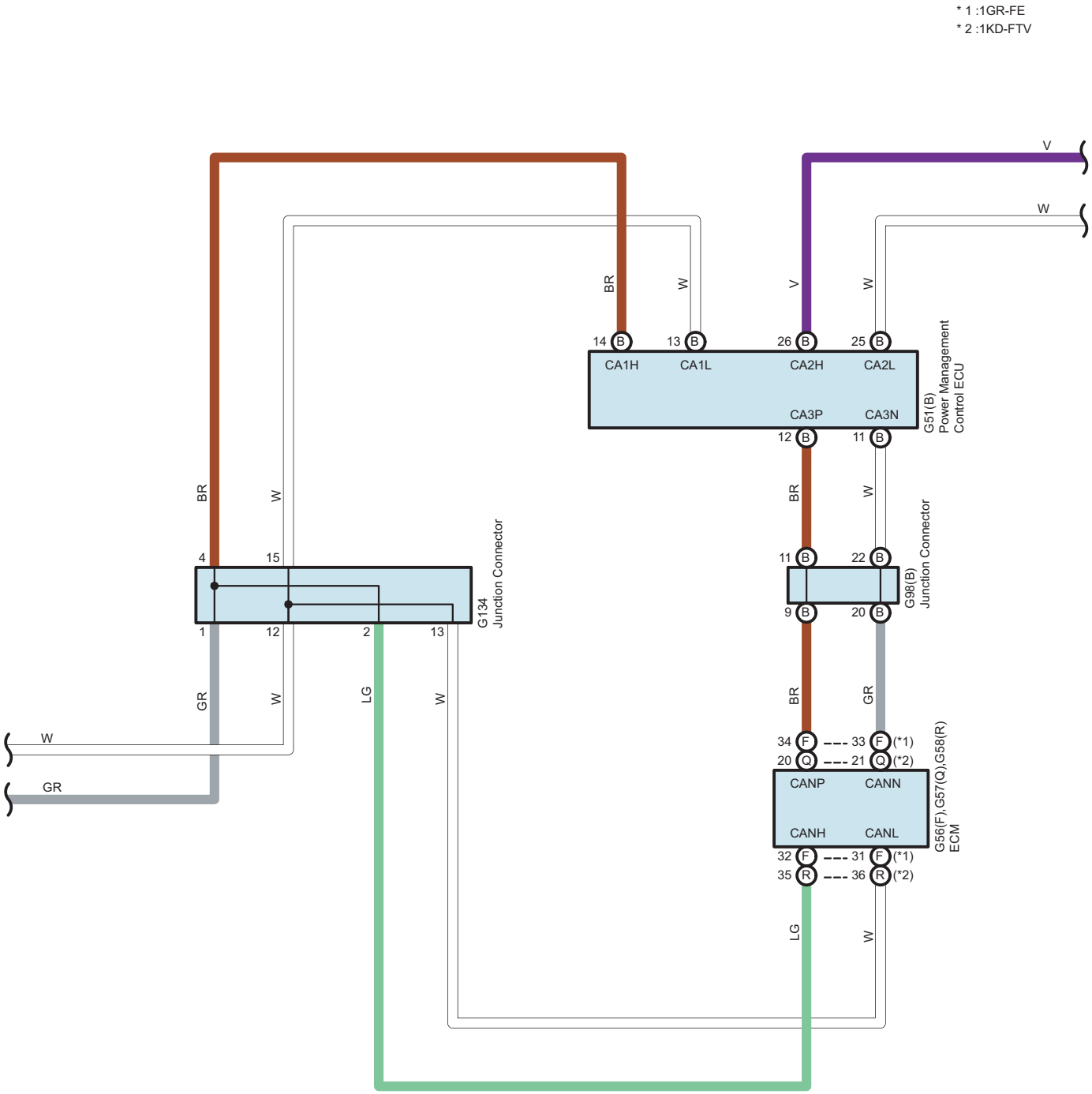
* 1 :1GR-FE
* 2 :1KD-FTV
V
W
BR
W
V
W
14 B
13 B
26 B
25 B
CA1H
CA1L
CA2H
CA2L
CA3P
CA3N
12 B
11 B
G51(B)
Power Management
Control ECU
BR
W
BR
W
4
15
11 B
22 B
9 B
20 B
G134
Junction Connector
G98(B)
Junction Connector
1
12
2
13
GR
W
LG
W
BR
GR
W
GR
34 F
33 F (*1)
20 Q
21 Q (*2)
CANP
CANN
CANH
CANL
32 F
31 F (*1)
35 R
36 R (*2)
G56(F),G57(Q),G58(R)
ECM
LG
W

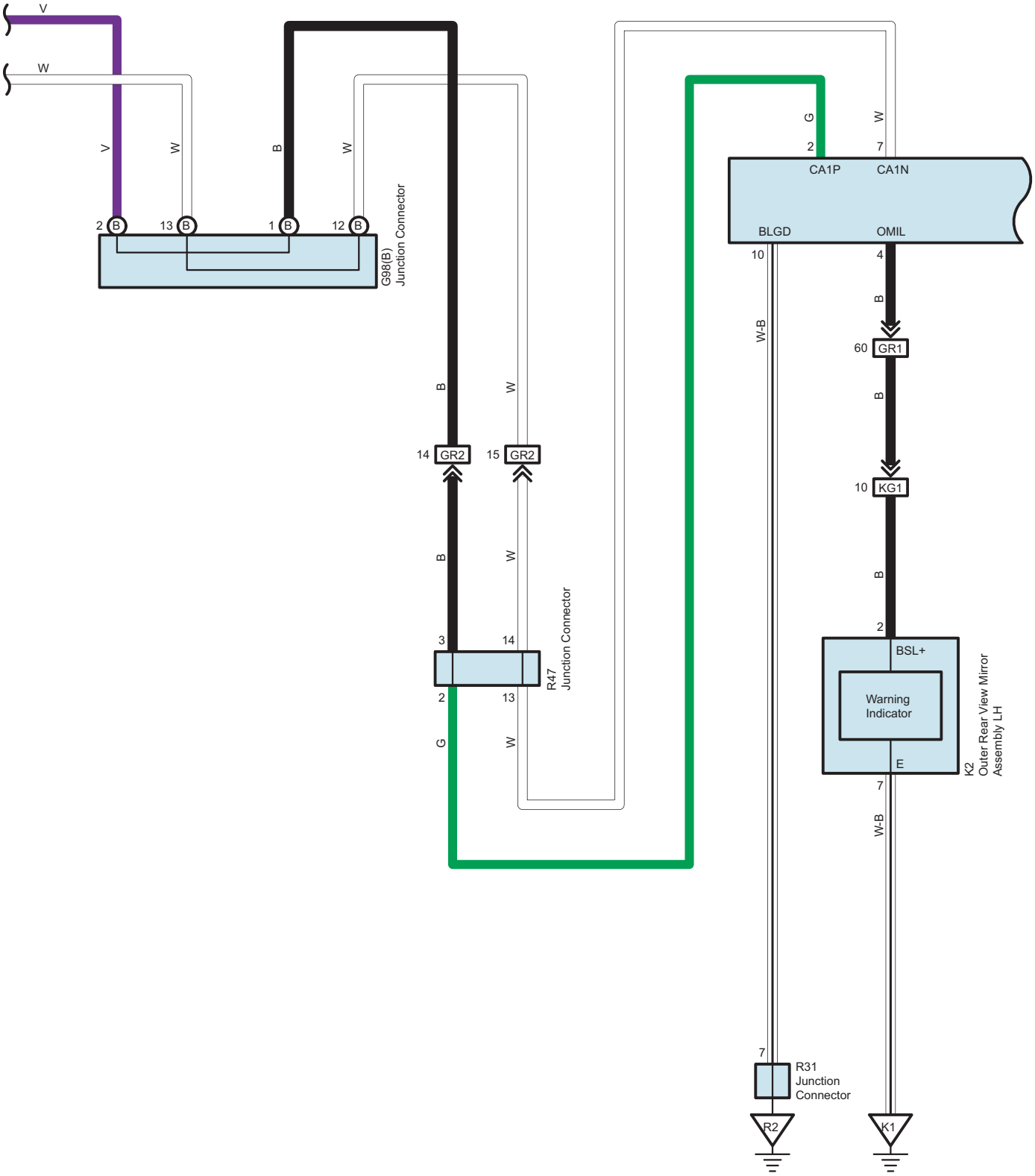
V
W
V
W
B
W
2 B
13 B
1 B
12 B
G98(B)
Junction Connector
B
W
14 GR2
15 GR2
B
W
3
14
2
13
R47
Junction Connector
G
W
G
W
2
7
CA1P
CA1N
BLGD
OMIL
10
4
W-B
B
60 GR1
B
10 KG1
B
2
BSL+
Warning
Indicator
E
K2
Outer Rear View Mirror
Assembly LH
7
W-B
7
R31
Junction
Connector
R2
K1

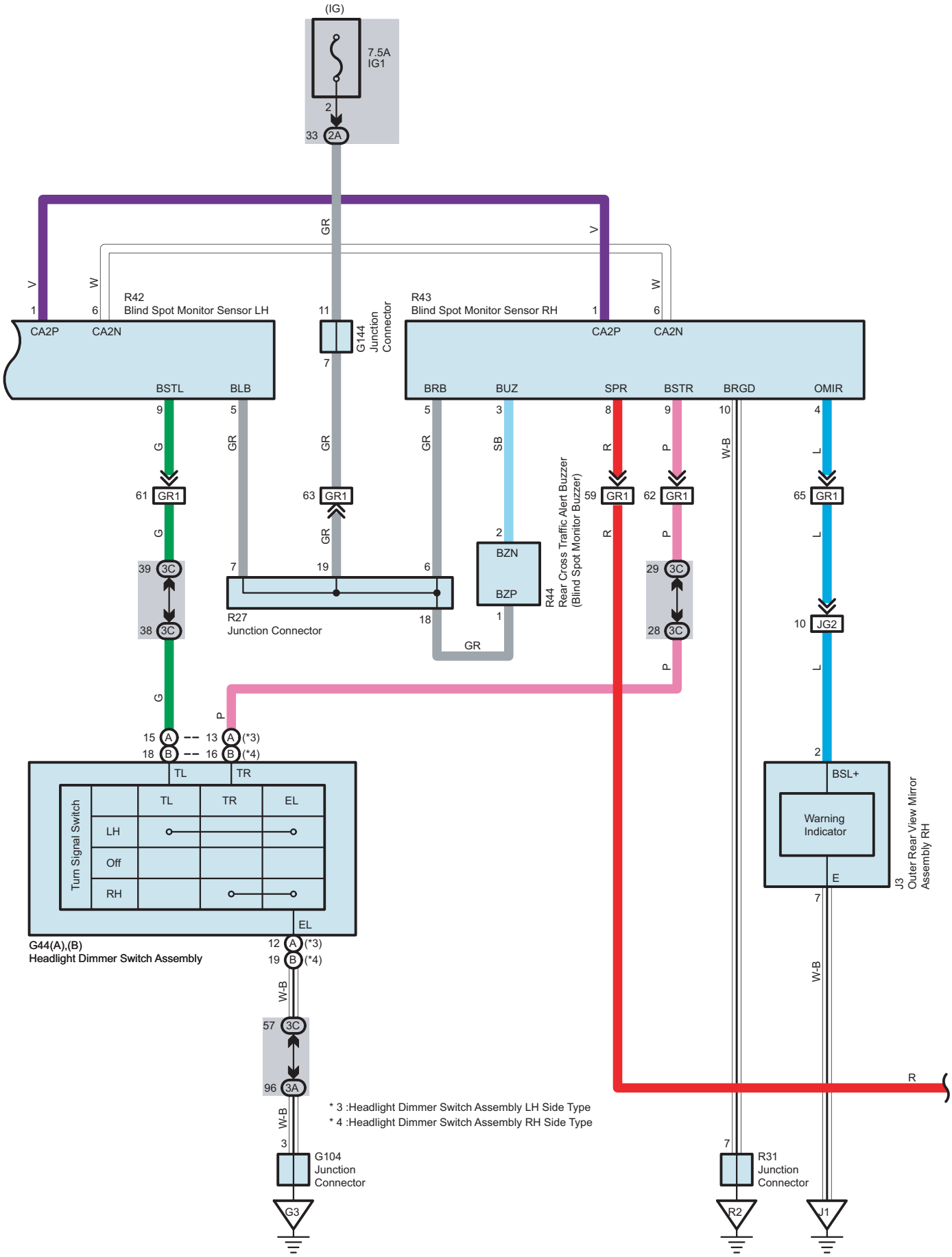
(IG)
7.5A
IG1
2
33 2A
GR
V
V
W
W
R42
Blind Spot Monitor Sensor LH
1
6
CA2P
CA2N
11
G144
Junction
Connector
7
R43
Blind Spot Monitor Sensor RH
1
6
CA2P
CA2N
BSTL
BLB
BRB
BUZ
SPR
BSTR
BRGD
OMIR
9
5
5
3
8
9
10
4
G
GR
GR
GR
SB
R
P
W-B
L
61 GR1
63 GR1
59 GR1
62 GR1
65 GR1
G
GR
2
R
P
L
BZN
BZP
R44
Rear Cross Traffic Alert Buzzer
(Blind Spot Monitor Buzzer)
39 3C
38 3C
7
19
6
R27
Junction Connector
18
1
GR
29 3C
28 3C
10 JG2
P
L
G
P
15 A
18 B
13 A (*3)
16 B (*4)
TL
TR
2
BSL+
Warning
Indicator
E
J3
Outer Rear View Mirror
Assembly RH
Turn Signal Switch
TL
TR
EL
LH
Off
RH
EL
G44(A),(B)
Headlight Dimmer Switch Assembly
12 A (*3)
19 B (*4)
7
W-B
W-B
57 3C
96 3A
R
* 3 :Headlight Dimmer Switch Assembly LH Side Type
* 4 :Headlight Dimmer Switch Assembly RH Side Type
W-B
3
G104
Junction
Connector
G3
7
R31
Junction
Connector
R2
J1

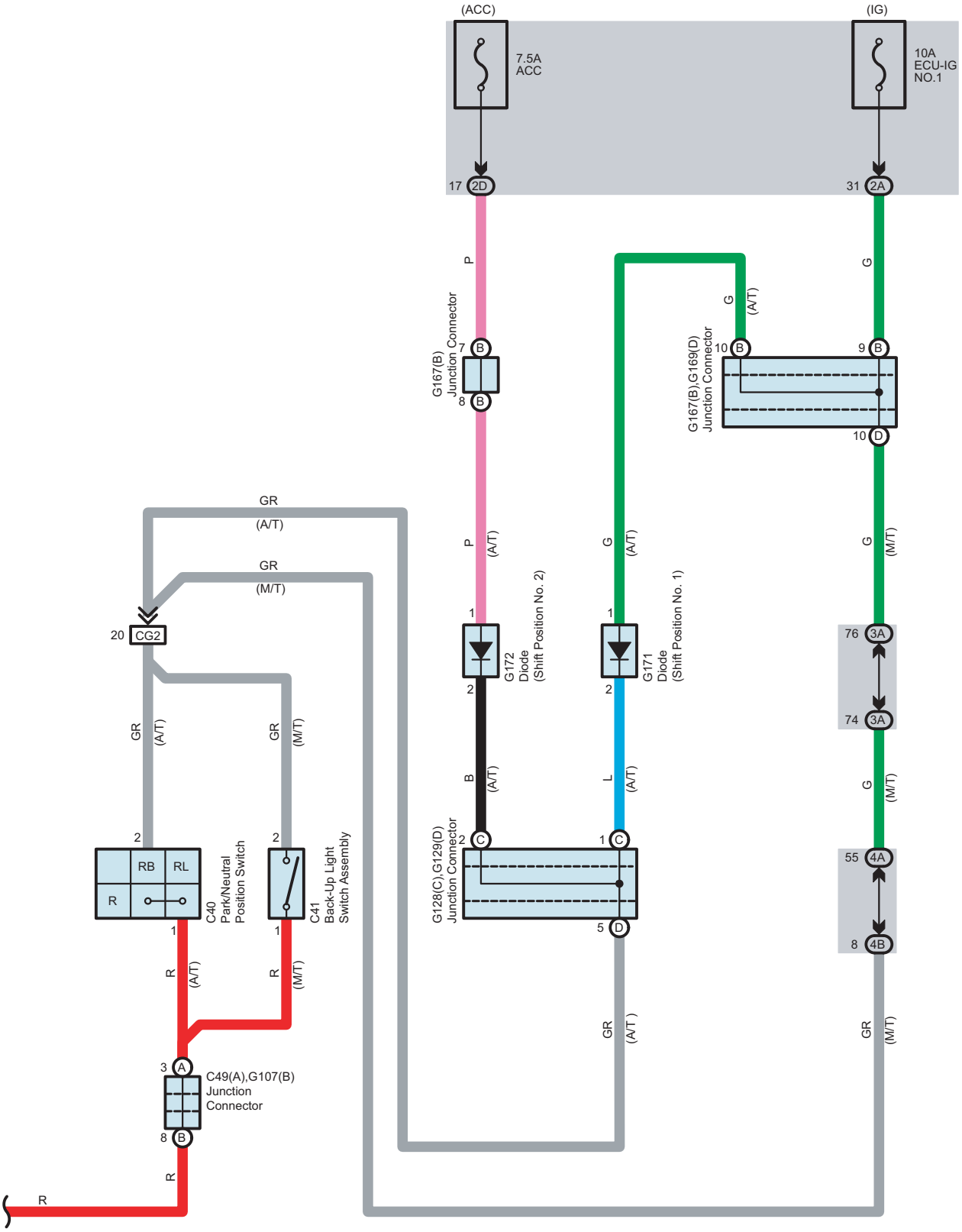
(ACC)
7.5A
ACC
(IG)
10A
ECU-IG
NO.1
17 2D
31 2A
P
G
G167(B)
Junction Connector
7 B
8 B
G
(A/T)
G167(B),G169(D)
Junction Connector
10 B
9 B
10 D
GR
(A/T)
GR
(M/T)
P (A/T)
G (A/T)
G (M/T)
20 CG2
1
2
G172
Diode
(Shift Position No. 2)
1
2
G171
Diode
(Shift Position No. 1)
76 3A
74 3A
GR (A/T)
GR (M/T)
B (A/T)
L (A/T)
G (M/T)
2
RB
RL
R
C40
Park/Neutral
Position Switch
2
C41
Back-Up Light
Switch Assembly
G128(C),G129(D)
Junction Connector
2 C
1 C
5 D
55 4A
8 4B
1
1
R (A/T)
R (M/T)
GR (A/T)
GR (M/T)
3 A
C49(A),G107(B)
Junction
Connector
8 B
R
R

A7
Black

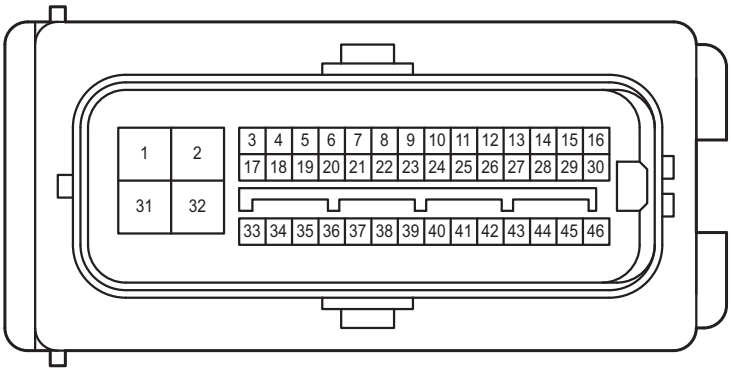

A47
Gray

A48
Gray

A72
White

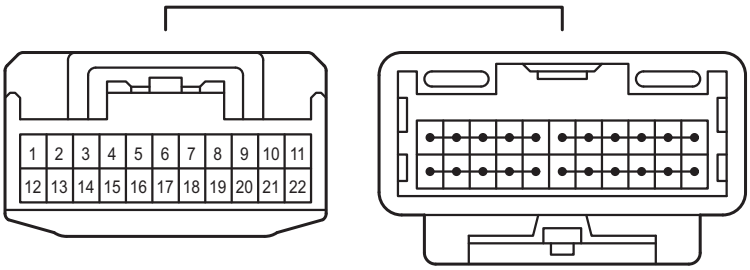

C40
Gray

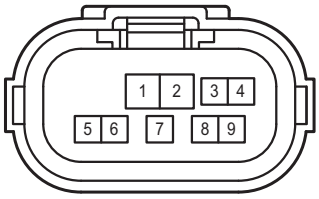

C41
Gray

C49
Blue

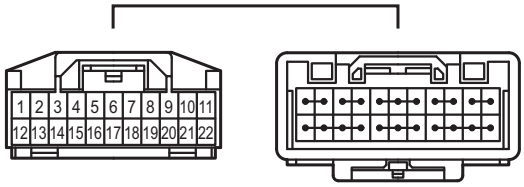

G6
Black

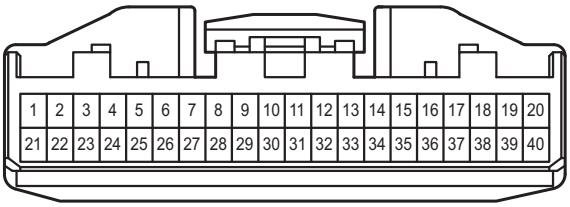

G33
White



G40
Black

G44
White

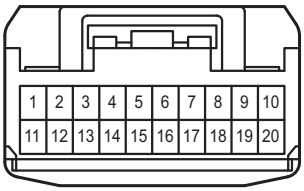

G51
Black

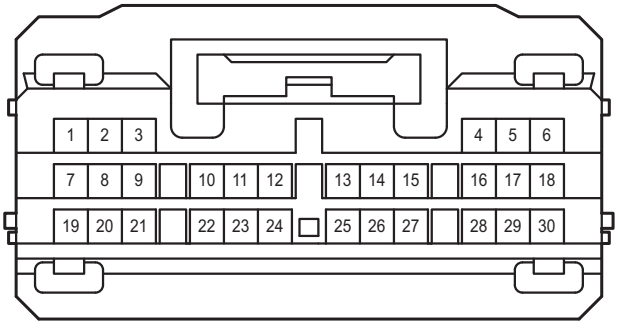

G56
White

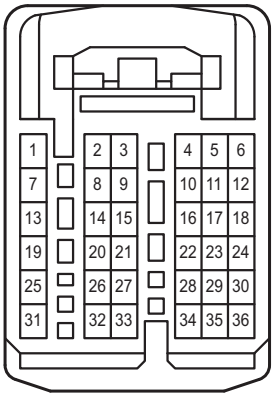

G57
White

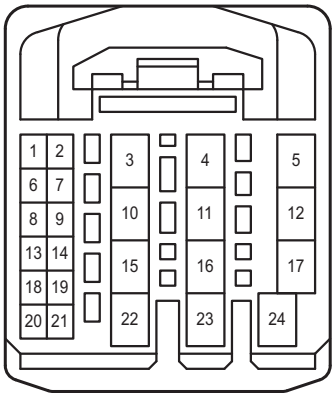

G58
White

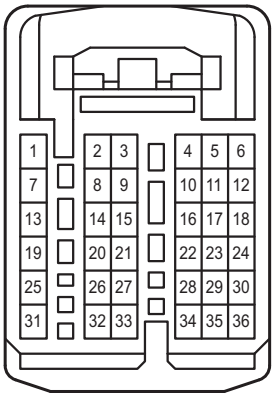

G63
White

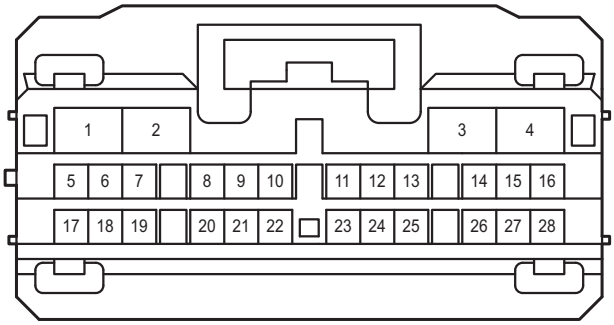

G64
White

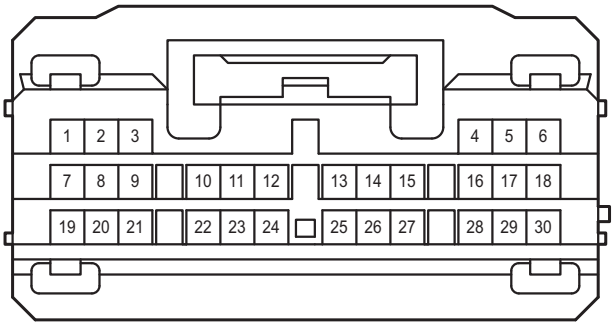

G76
Black

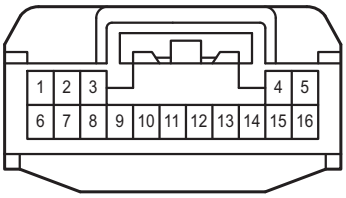

G98
White

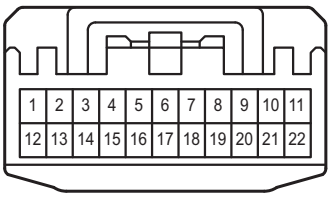

G104
White

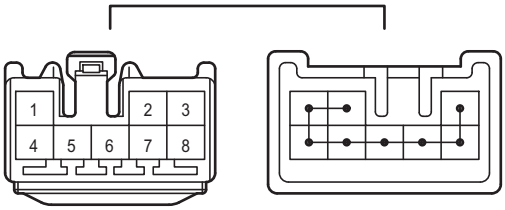

G106
White

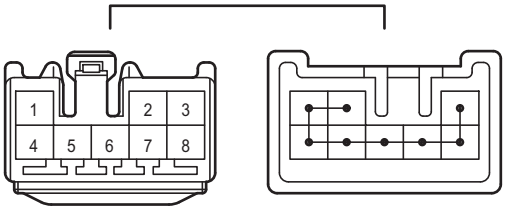

G107
Blue

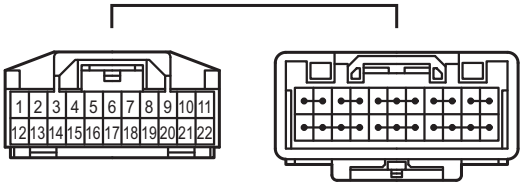

G128
Black

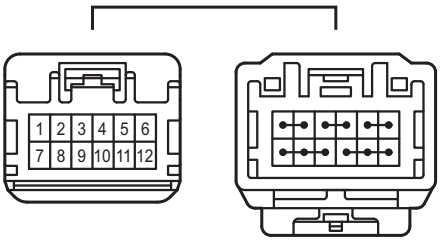

G129
Black

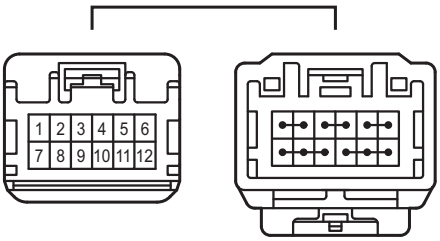

G132
Gray

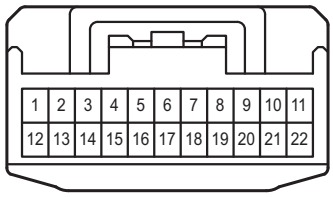

G133
White

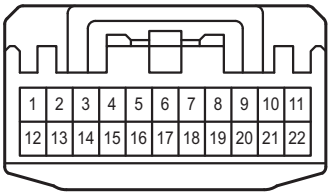

G134
Gray

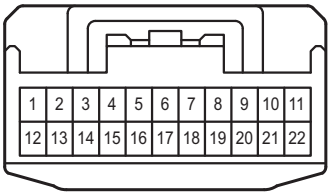

G144
White

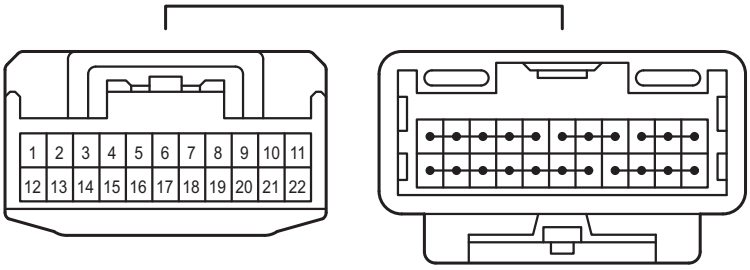

G163
White

G167
Blue

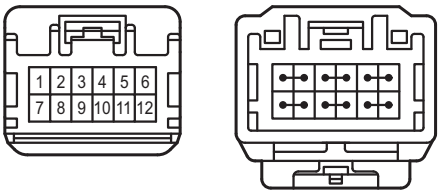

G169
Blue

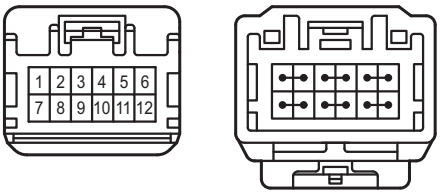

G171
Gray

G172
Gray

J3
White

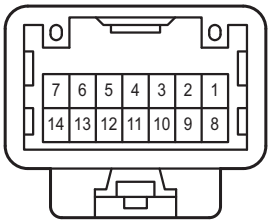

K2
White



R27
Dark Gray

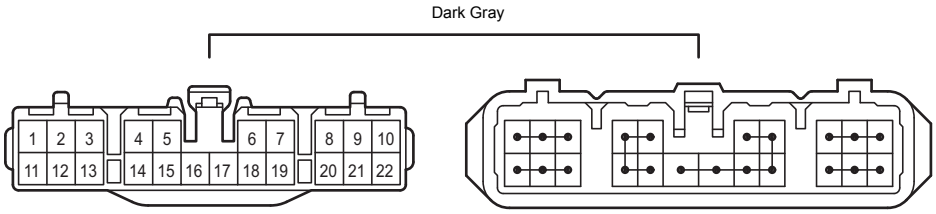

R31
White

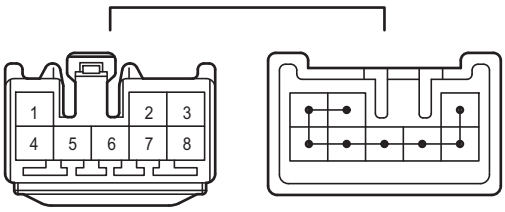

R42
Black

R43
Black

R44
Black

R47
Gray

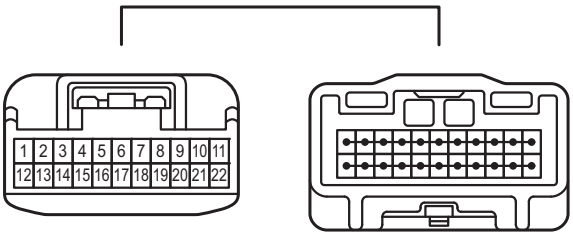

z8
White

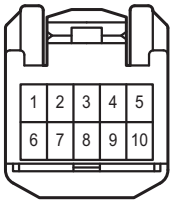

2A
White

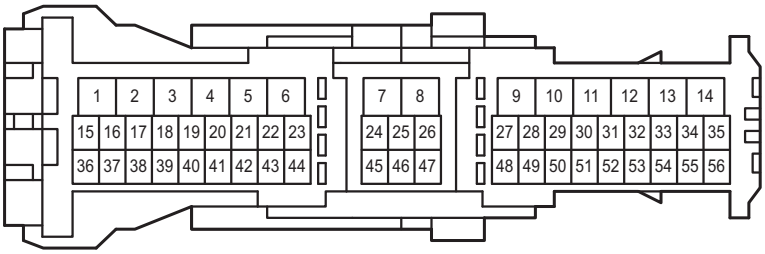

2D
White

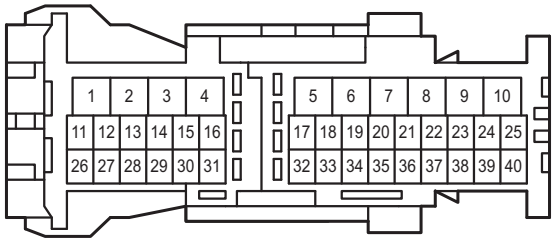

2F
White

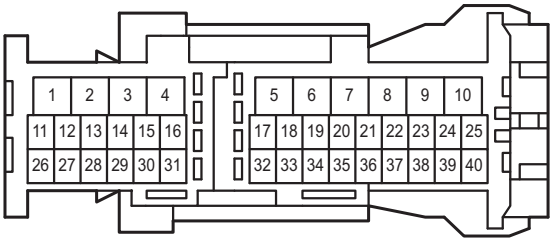

3A
White

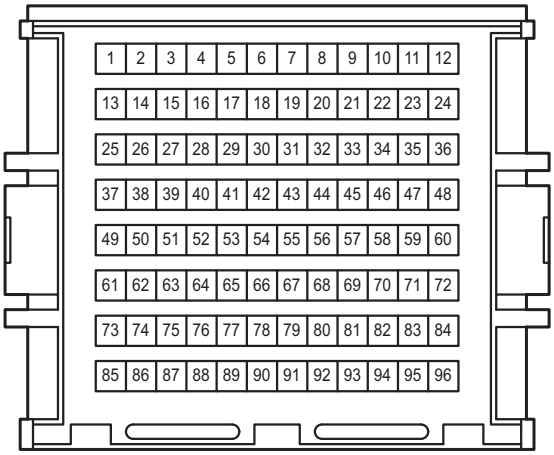

3B
White

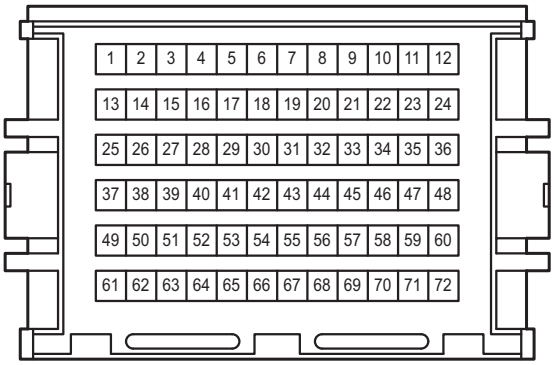

3C
White

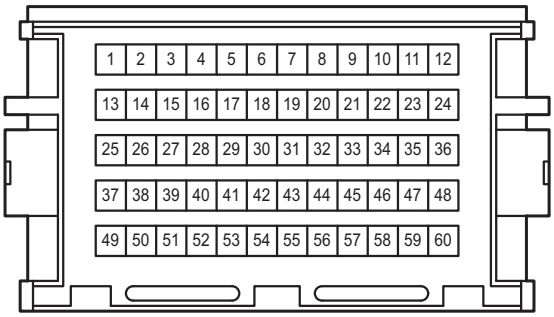

4A
White

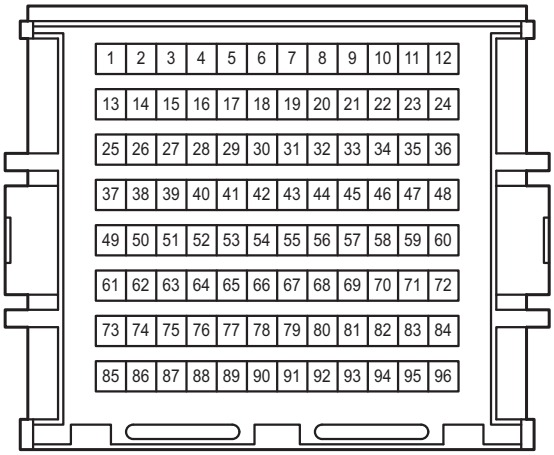

4B
White

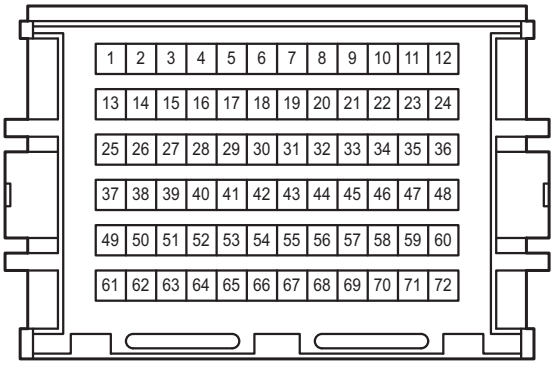

CG2
White

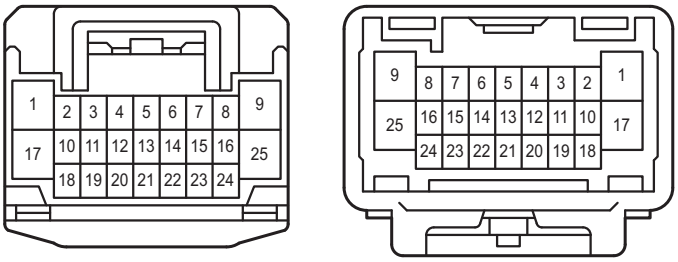

GA6
White

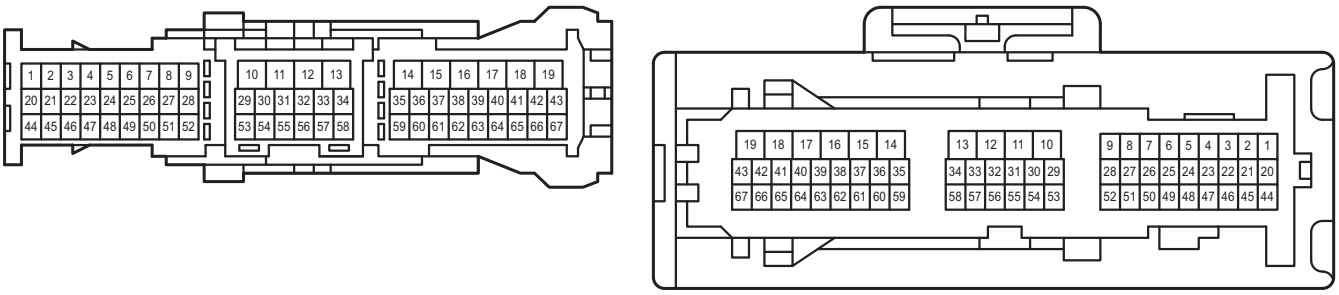

GR1
White

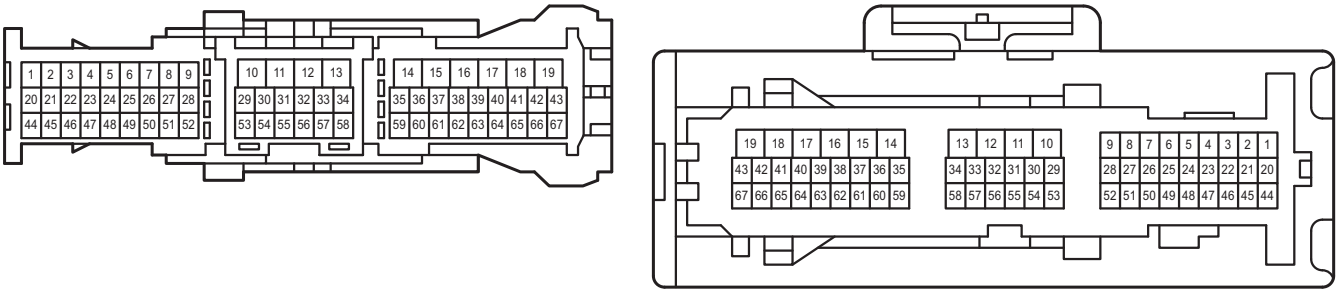

GR2
Gray



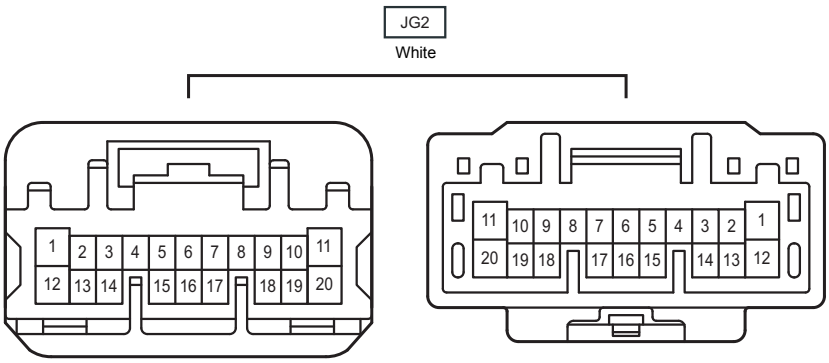
JG2
White
1 2 3 4 5 6 7 8 9 10 11
12 13 14 15 16 17 18 19 20
11 10 9 8 7 6 5 4 3 2 1
20 19 18 17 16 15 14 13 12

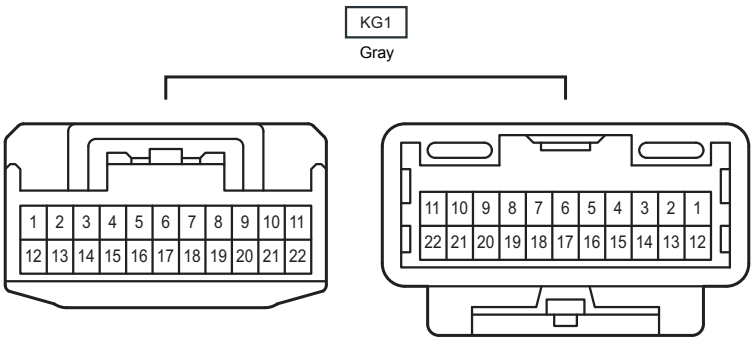
KG1
Gray
1 2 3 4 5 6 7 8 9 10 11
12 13 14 15 16 17 18 19 20 21 22
11 10 9 8 7 6 5 4 3 2 1
22 21 20 19 18 17 16 15 14 13 12