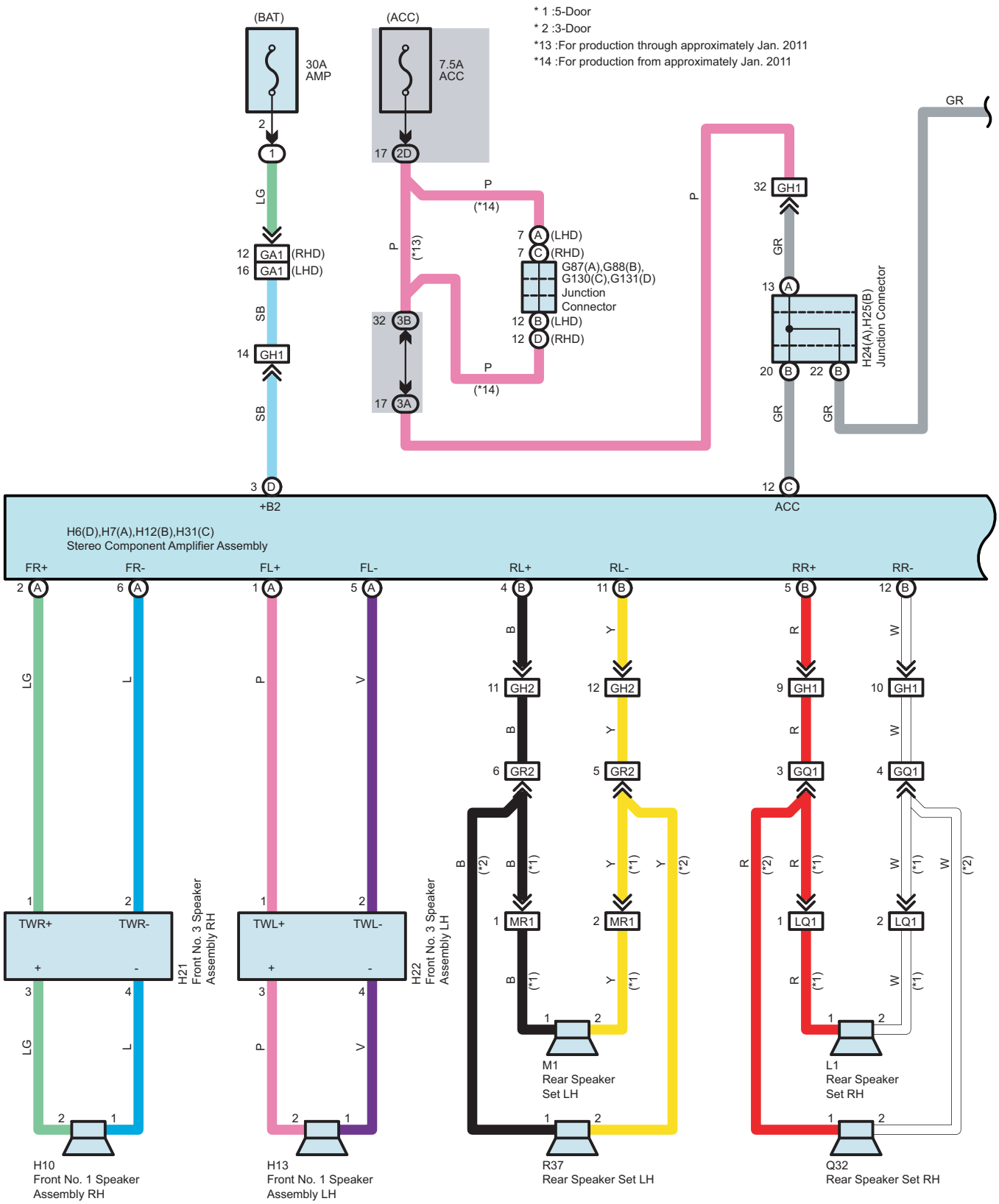
* 1 :5-Door
* 2 :3-Door
*13 :For production through approximately Jan. 2011
*14 :For production from approximately Jan. 2011
(BAT)
30A
AMP
(ACC)
7.5A
ACC
GA1 (RHD)
GA1 (LHD)
GH1
(LHD)
(RHD)
G87(A),G88(B),
G130(C),G131(D)
Junction
Connector
H24(A),H25(B)
Junction Connector
+B2
ACC
H6(D),H7(A),H12(B),H31(C)
Stereo Component Amplifier Assembly
FR+
FR-
FL+
FL-
RL+
RL-
RR+
RR-
GR2
GQ1
MR1
LQ1
TWR+
TWR-
TWL+
TWL-
H21
Front No. 3 Speaker
Assembly RH
H22
Front No. 3 Speaker
Assembly LH
M1
Rear Speaker
Set LH
L1
Rear Speaker
Set RH
H10
Front No. 1 Speaker
Assembly RH
H13
Front No. 1 Speaker
Assembly LH
R37
Rear Speaker Set LH
Q32
Rear Speaker Set RH

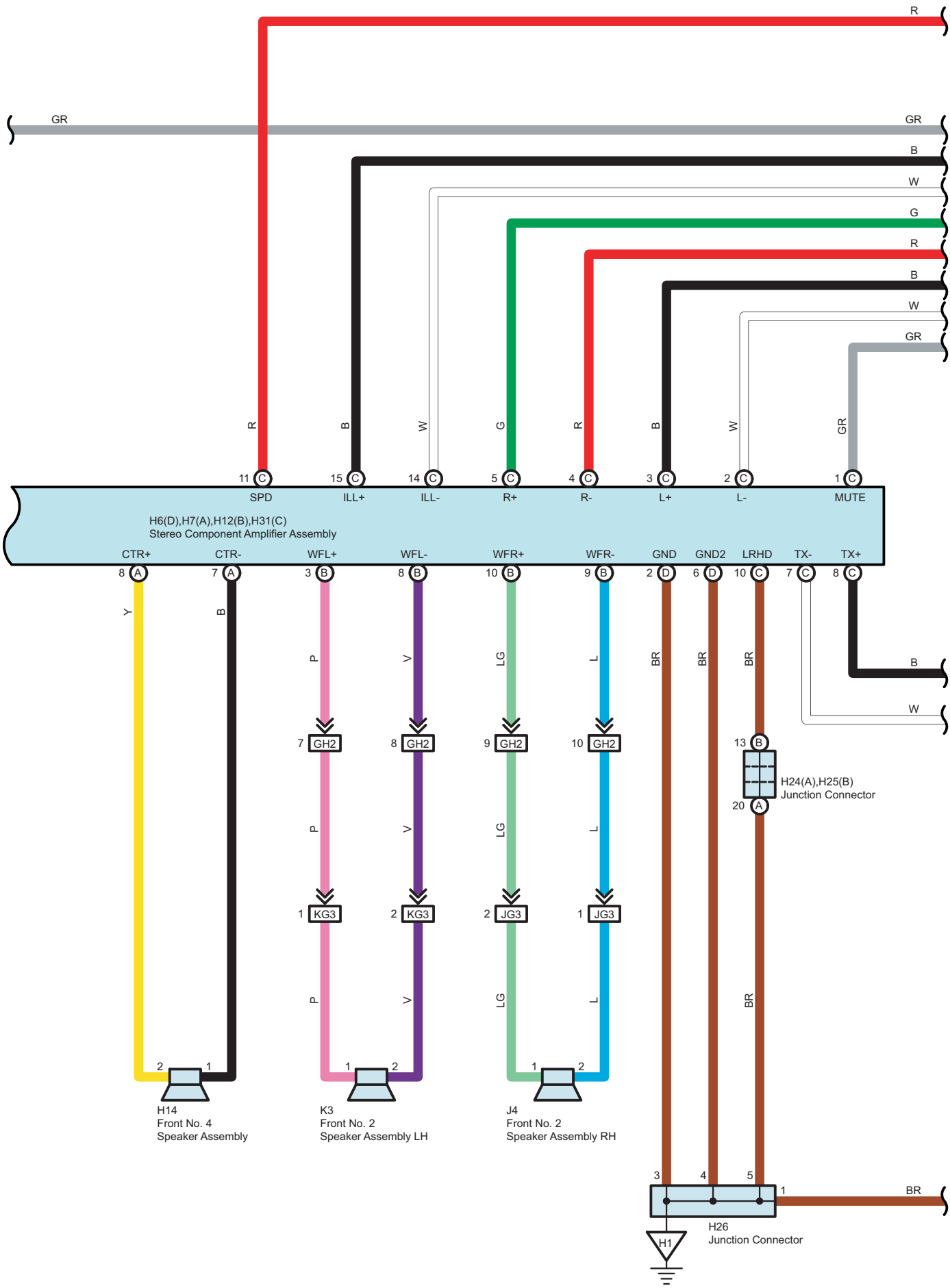
R
GR
GR
B
W
G
R
B
W
GR
R
B
W
G
R
B
W
GR
11 C SPD
15 C ILL+
14 C ILL-
5 C R+
4 C R-
3 C L+
2 C L-
1 C MUTE
H6(D),H7(A),H12(B),H31(C)
Stereo Component Amplifier Assembly
CTR+ 8 A
CTR- 7 A
WFL+ 3 B
WFL- 8 B
WFR+ 10 B
WFR- 9 B
GND 2 D
GND2 6 D
LRHD 10 C
TX- 7 C
TX+ 8 C
Y
B
P
V
LG
L
BR
BR
BR
B
W
7 GH2
8 GH2
9 GH2
10 GH2
13 B
H24(A),H25(B)
Junction Connector
20 A
1 KG3
2 KG3
2 JG3
1 JG3
2 1
1 2
1 2
H14
Front No. 4
Speaker Assembly
K3
Front No. 2
Speaker Assembly LH
J4
Front No. 2
Speaker Assembly RH
3 4 5 1
BR
H26
Junction Connector
H1

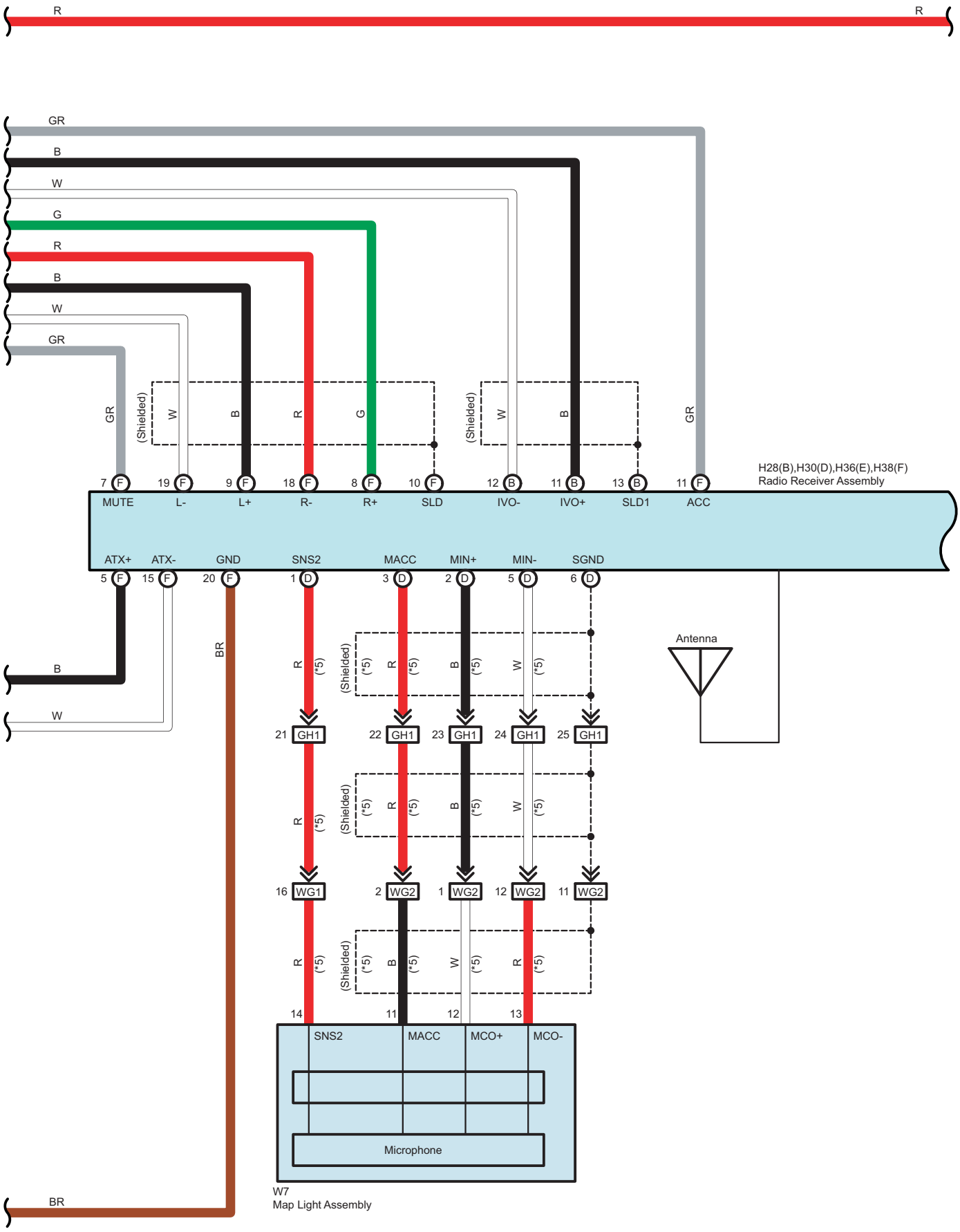
R
R
GR
B
W
G
R
B
W
GR
GR
(Shielded)
W
B
R
G
(Shielded)
W
B
GR
H28(B),H30(D),H36(E),H38(F)
Radio Receiver Assembly
7 F MUTE
19 F L-
9 F L+
18 F R-
8 F R+
10 F SLD
12 B IVO-
11 B IVO+
13 B SLD1
11 F ACC
ATX+
ATX-
GND
SNS2
MACC
MIN+
MIN-
SGND
5 F
15 F
20 F
1 D
3 D
2 D
5 D
6 D
BR
B
W
R
(*5)
(Shielded)
Antenna
21 GH1
22 GH1
23 GH1
24 GH1
25 GH1
16 WG1
2 WG2
1 WG2
12 WG2
11 WG2
14
11
12
13
SNS2
MACC
MCO+
MCO-
Microphone
W7
Map Light Assembly
BR

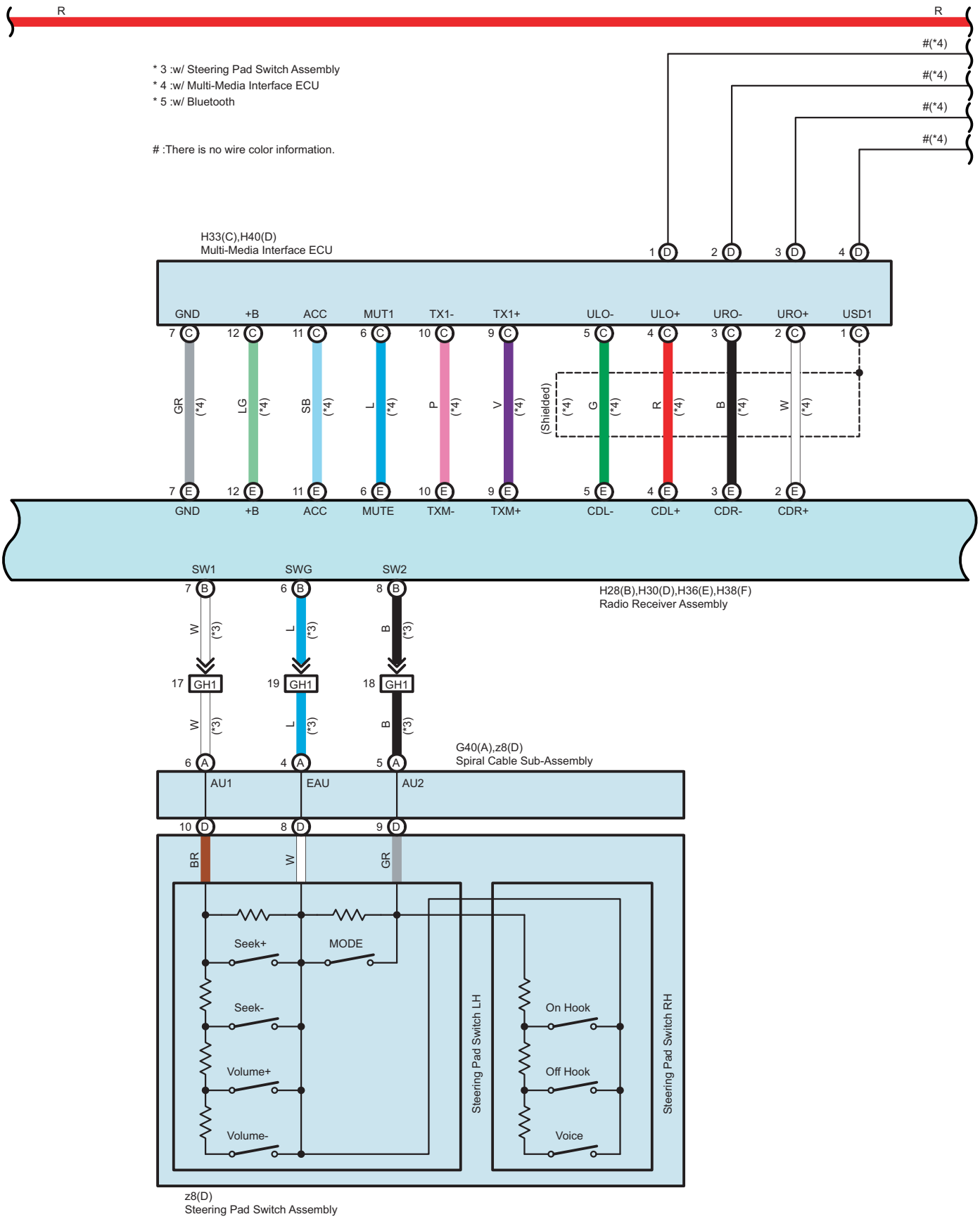
R
R
#(*4)
#(*4)
#(*4)
#(*4)
* 3 :w/ Steering Pad Switch Assembly
* 4 :w/ Multi-Media Interface ECU
* 5 :w/ Bluetooth
# :There is no wire color information.
H33(C),H40(D)
Multi-Media Interface ECU
1 D 2 D 3 D 4 D
GND +B ACC MUT1 TX1- TX1+ ULO- ULO+ URO- URO+ USD1
7 C 12 C 11 C 6 C 10 C 9 C 5 C 4 C 3 C 2 C 1 C
GR (*4) LG (*4) SB (*4) L (*4) P (*4) V (*4) (Shielded) (*4) G (*4) R (*4) B (*4) W (*4)
7 E 12 E 11 E 6 E 10 E 9 E 5 E 4 E 3 E 2 E
GND +B ACC MUTE TXM- TXM+ CDL- CDL+ CDR- CDR+
SW1 SWG SW2
7 B 6 B 8 B
W (*3) L (*3) B (*3)
17 GH1 19 GH1 18 GH1
W (*3) L (*3) B (*3)
6 A 4 A 5 A
H28(B),H30(D),H36(E),H38(F)
Radio Receiver Assembly
G40(A),z8(D)
Spiral Cable Sub-Assembly
AU1 EAU AU2
10 D 8 D 9 D
BR W GR
Seek+
MODE
Seek-
Volume+
Volume-
Steering Pad Switch LH
On Hook
Off Hook
Voice
Steering Pad Switch RH
z8(D)
Steering Pad Switch Assembly

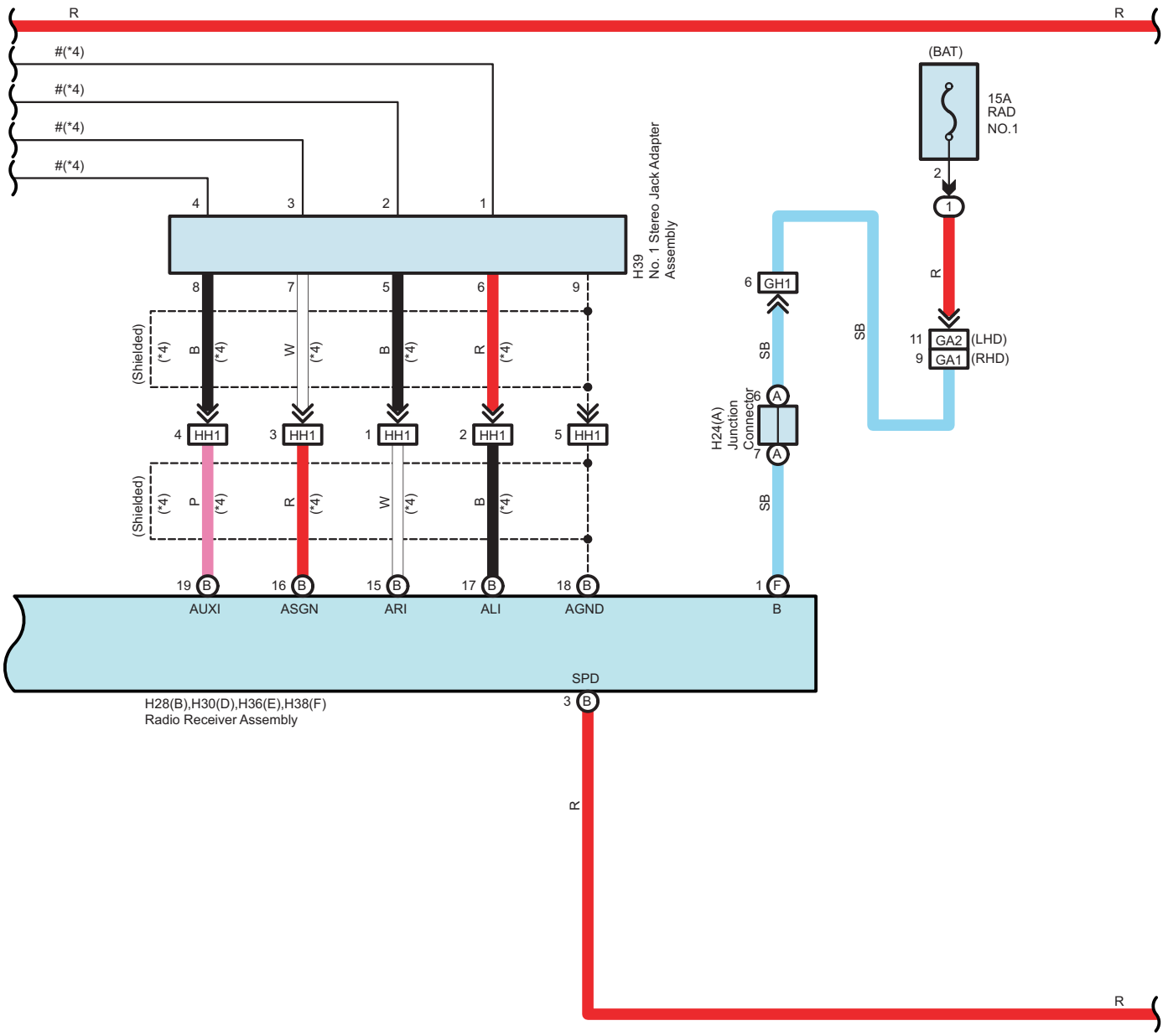

:There is no wire color information.

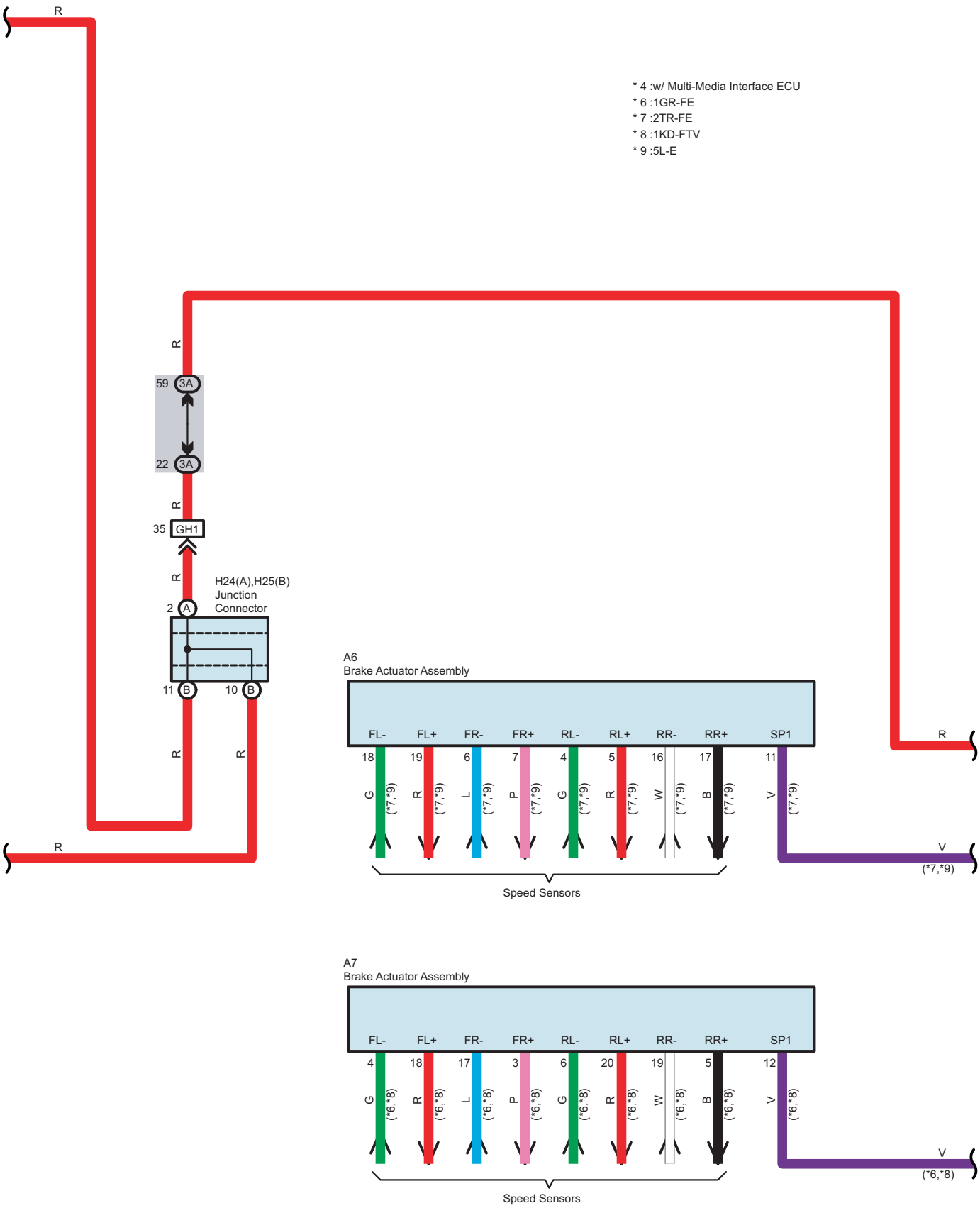
* 4 :w/ Multi-Media Interface ECU
* 6 :1GR-FE
* 7 :2TR-FE
* 8 :1KD-FTV
* 9 :5L-E
R
59 3A
22 3A
35 GH1
H24(A),H25(B)
Junction
Connector
2 A
11 B
10 B
A6
Brake Actuator Assembly
FL- FL+ FR- FR+ RL- RL+ RR- RR+ SP1
18 19 6 7 4 5 16 17 11
G R L P G R W B V
(*7,*9)
V
(*7,*9)
Speed Sensors
A7
Brake Actuator Assembly
FL- FL+ FR- FR+ RL- RL+ RR- RR+ SP1
4 18 17 3 6 20 19 5 12
G R L P G R W B V
(*6,*8)
V
(*6,*8)
Speed Sensors

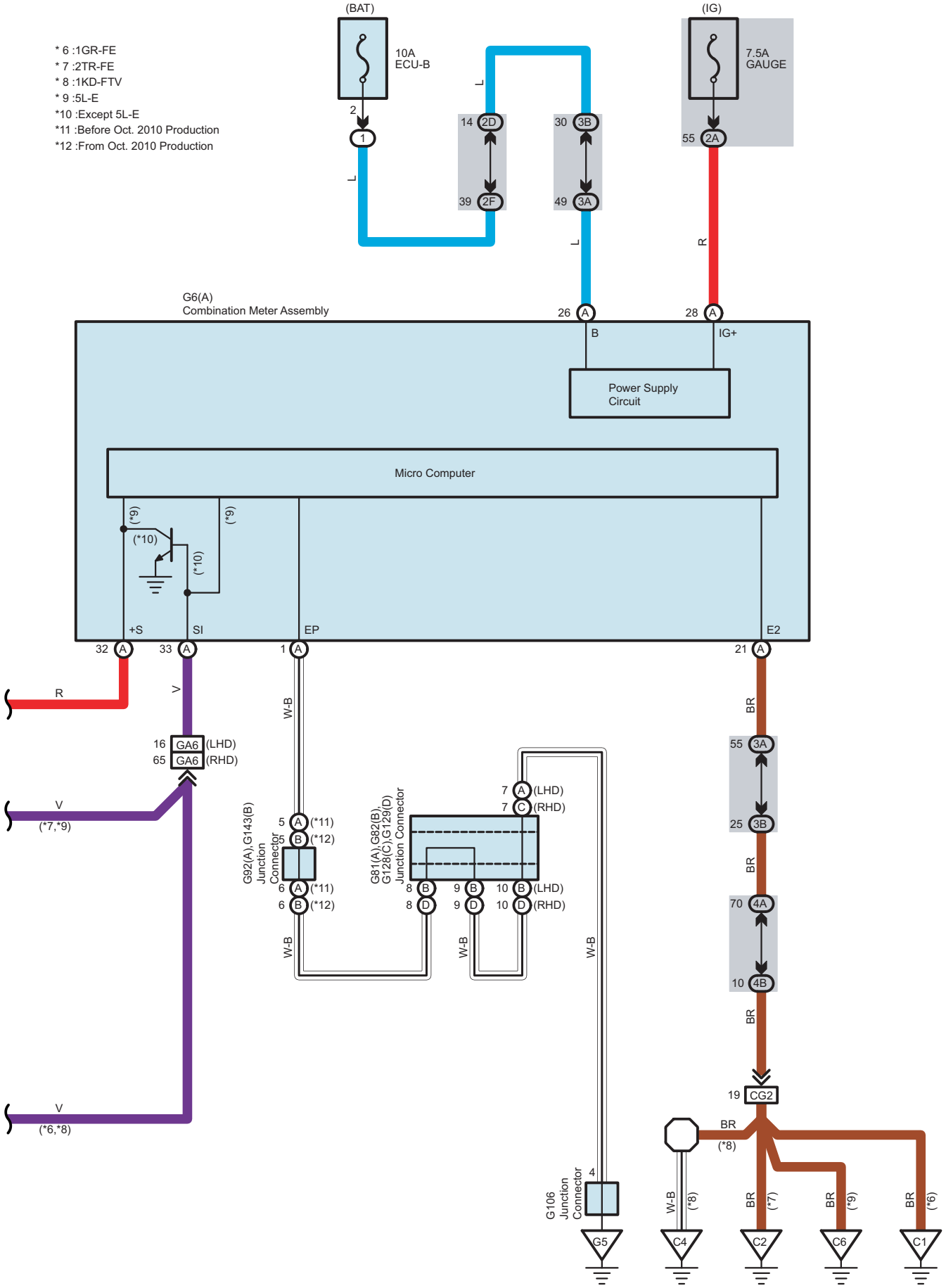
* 6 :1GR-FE
* 7 :2TR-FE
* 8 :1KD-FTV
* 9 :5L-E
*10 :Except 5L-E
*11 :Before Oct. 2010 Production
*12 :From Oct. 2010 Production
(BAT)
10A
ECU-B
(IG)
7.5A
GAUGE
G6(A)
Combination Meter Assembly
Power Supply
Circuit
Micro Computer
+S
SI
EP
E2
IG+
G92(A),G143(B)
Junction
Connector
G81(A),G82(B),
G128(C),G129(D)
Junction Connector
G106
Junction
Connector
GA6 (LHD)
GA6 (RHD)
CG2
G5
C4
C2
C6
C1

A6
Black

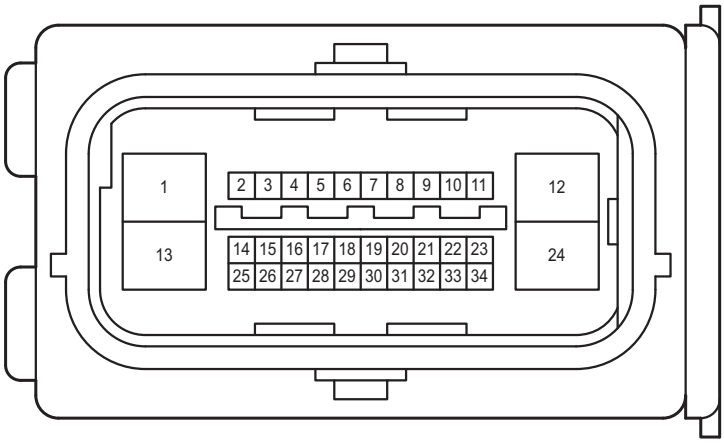

A7
Black

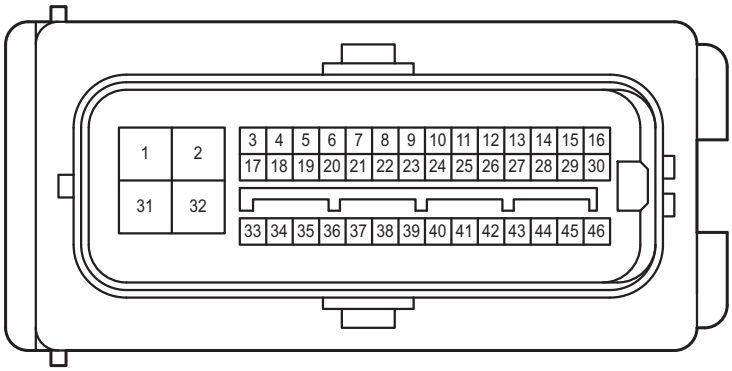

G6
Black

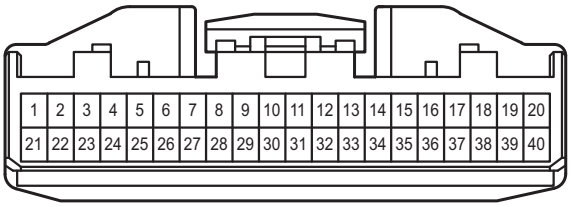

G40
Black

G81
White

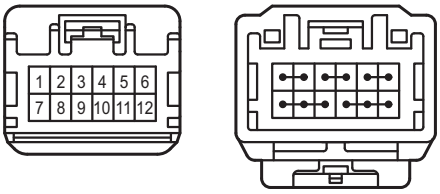

G82
White

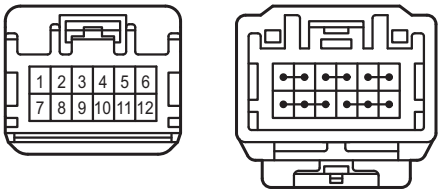

G87
Black

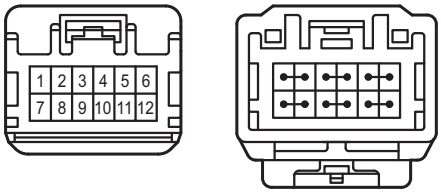

G88
Black

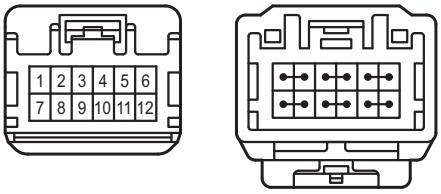

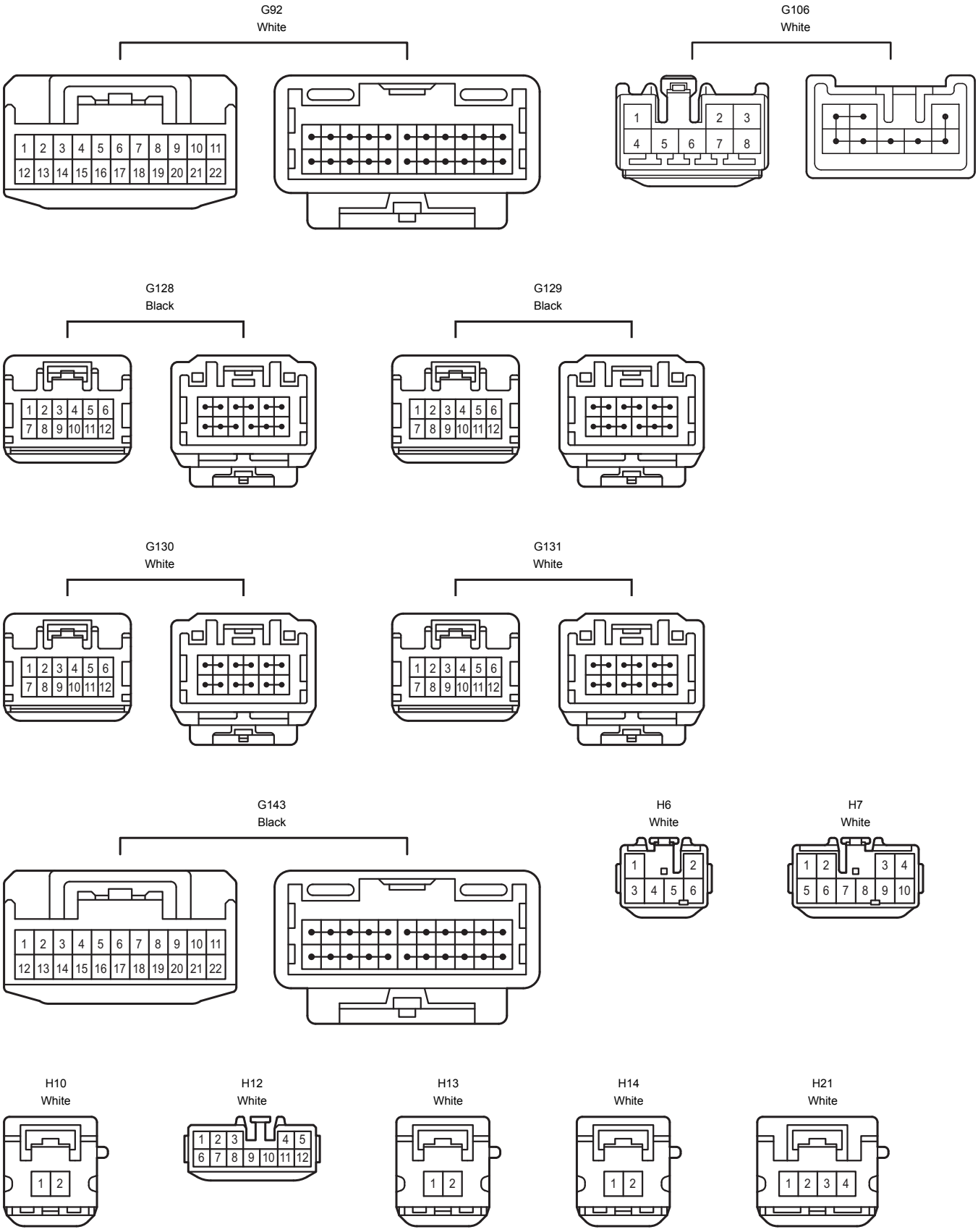
G92
White
G106
White
G128
Black
G129
Black
G130
White
G131
White
G143
Black
H6
White
H7
White
H10
White
H12
White
H13
White
H14
White
H21
White

H22
White



H24
White

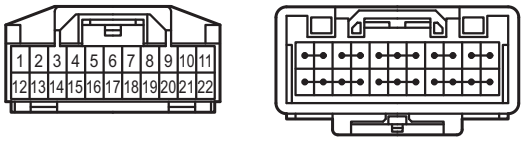

H25
White

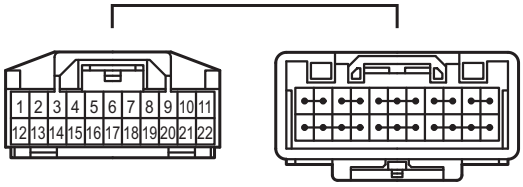

H26
White

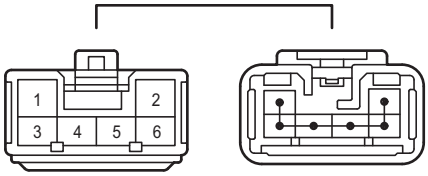

H28
White

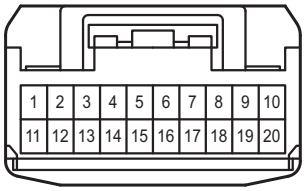

H30
White



H31
White

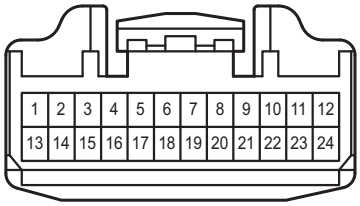

H33
White

H36
White

H38
White

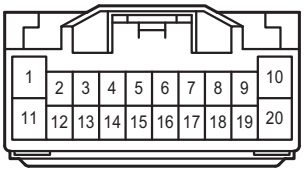

H39
Black

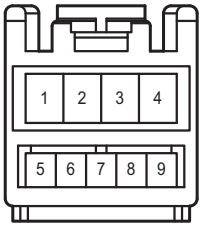

H40
Brown

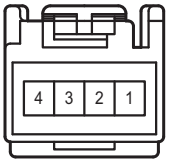

J4
White

K3
White

L1
White

M1
White

Q32
White

R37
White

W7
White



z8
White

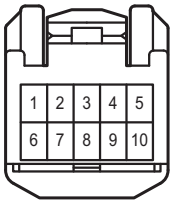

2 A
White

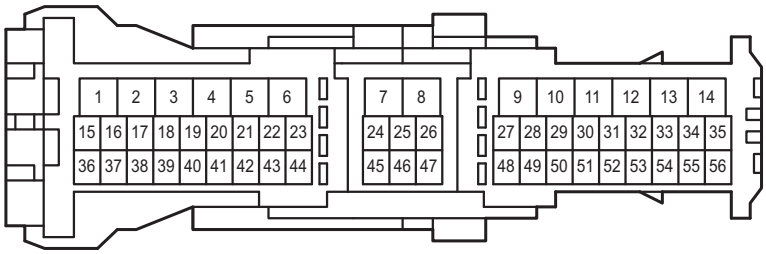

2 D
White

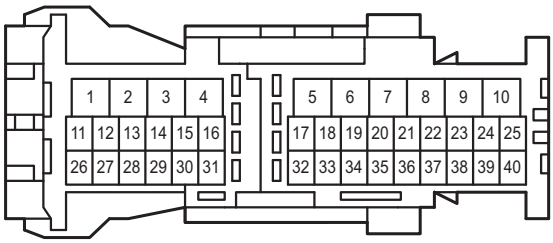

2 F
White

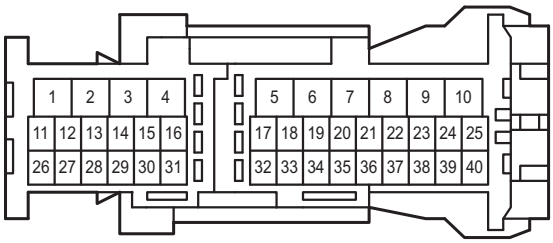

3 A
White

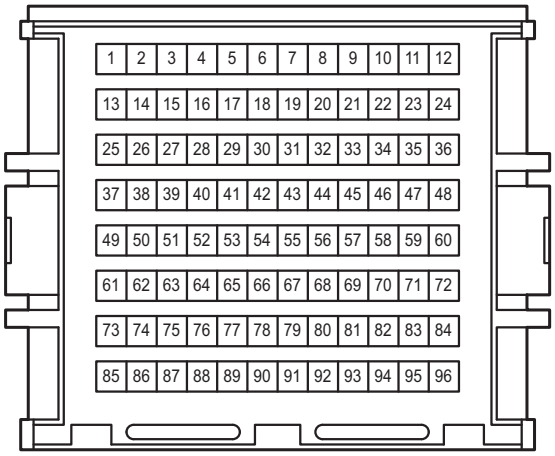

3 B
White

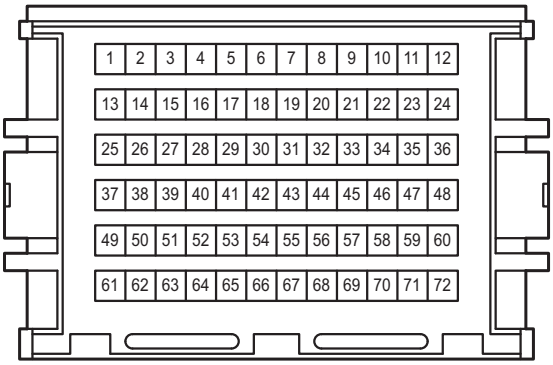

4 A
White

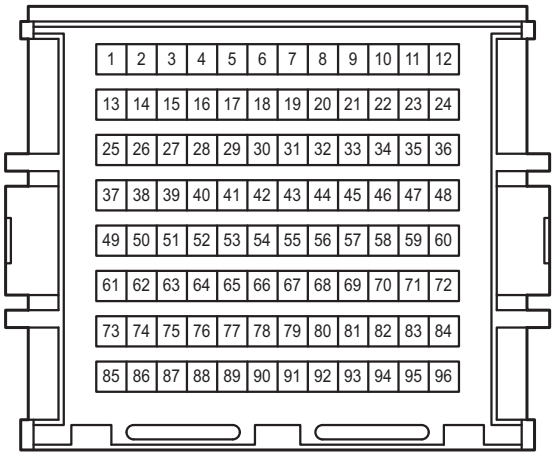

4 B
White

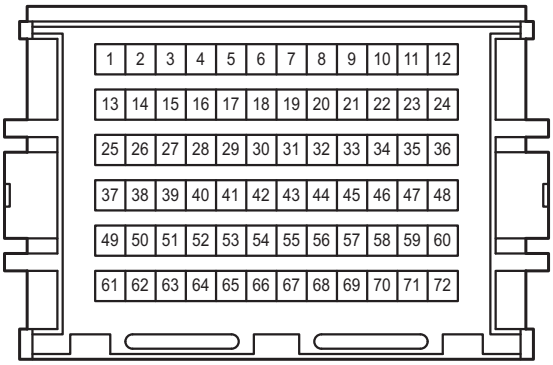

CG2

White

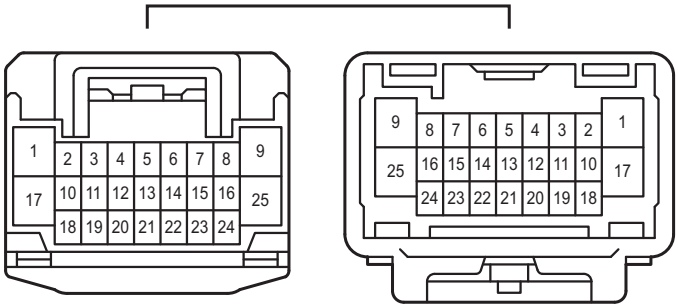

GA1

White

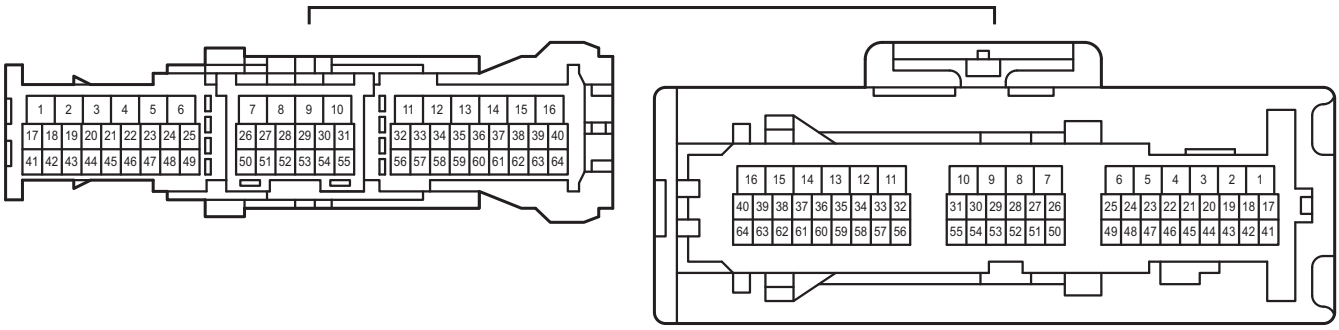

GA2

White

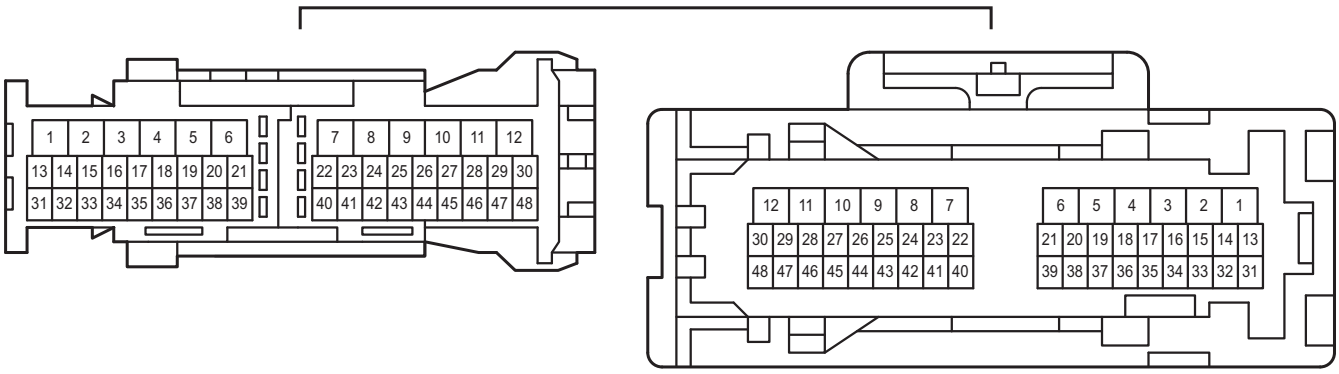

GA6

White

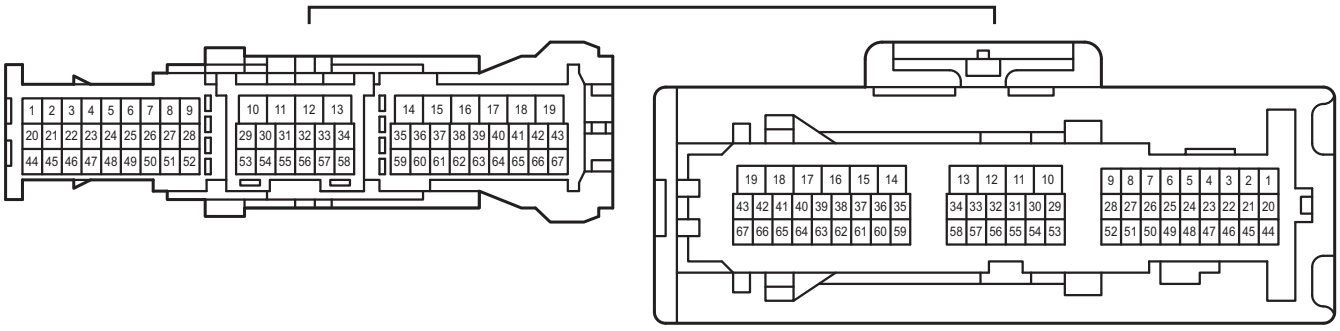

GH1

White

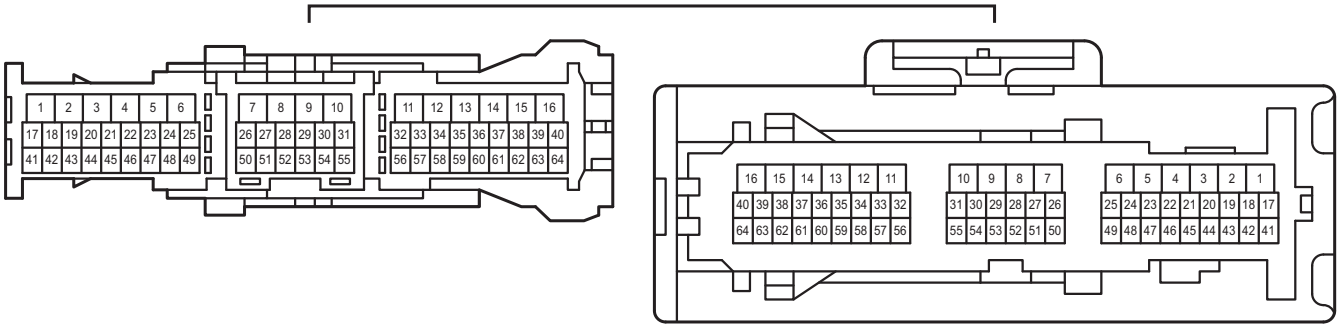

GH2

White

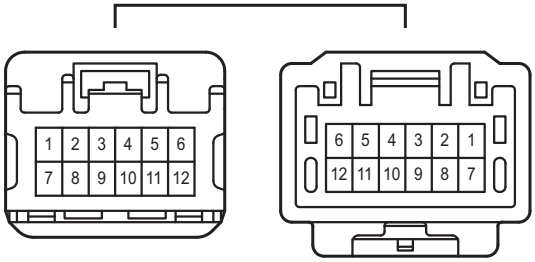

GQ1

White

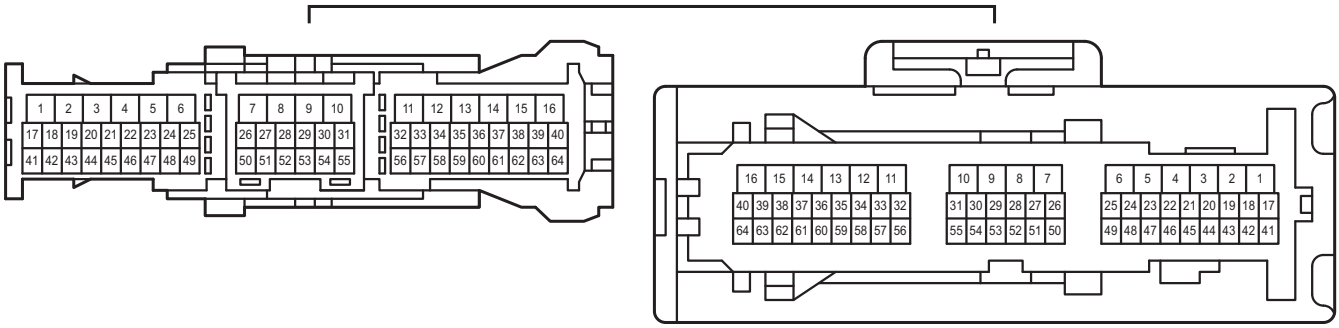

GR2

Gray



HH1

White

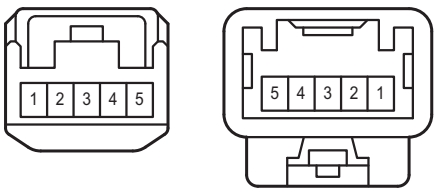

JG3
Black

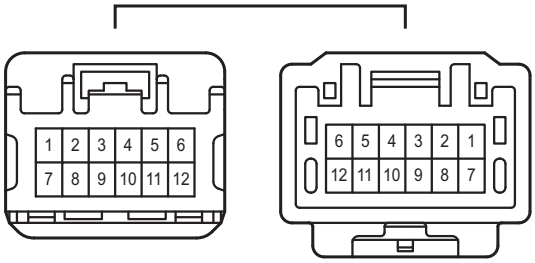

KG3
Black

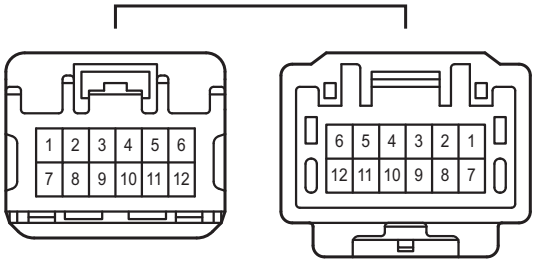

LQ1
White

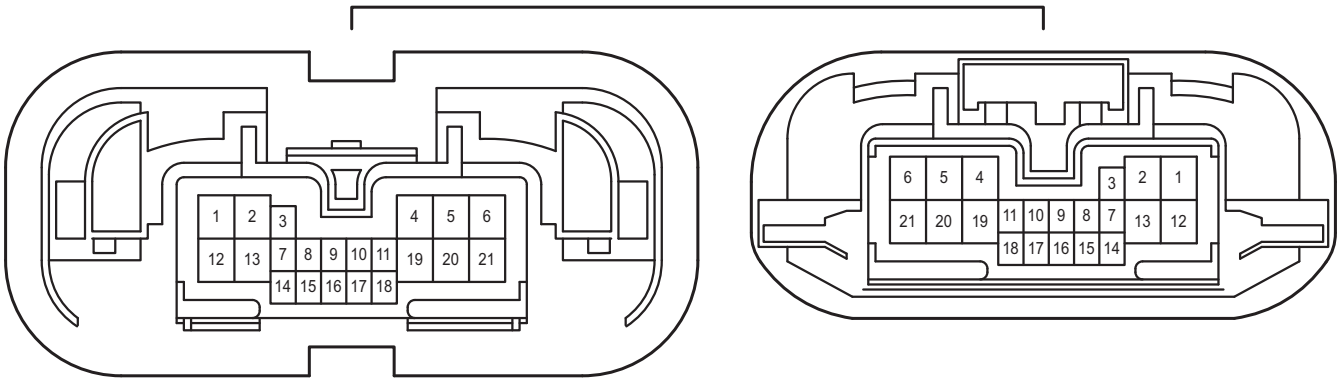

MR1
White

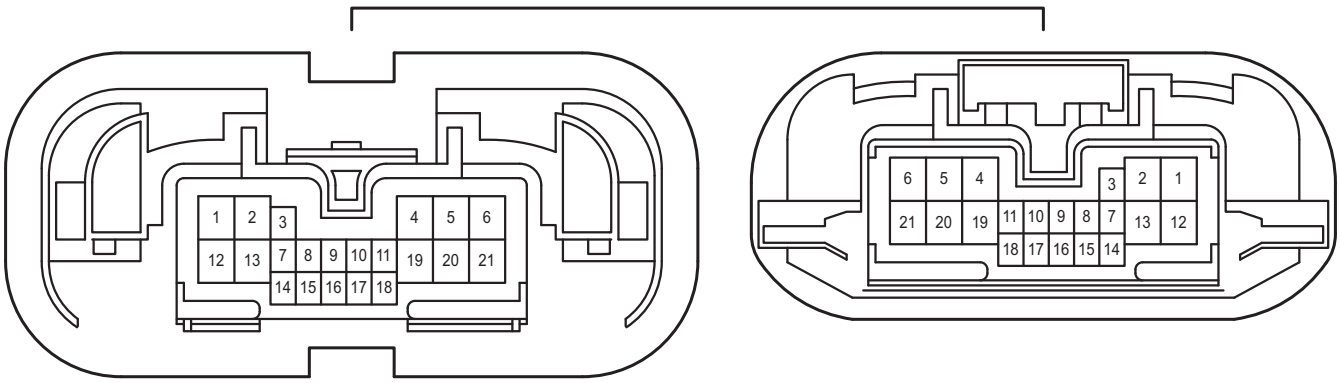

WG1
White

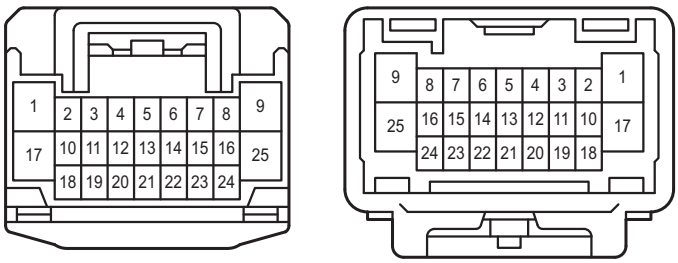

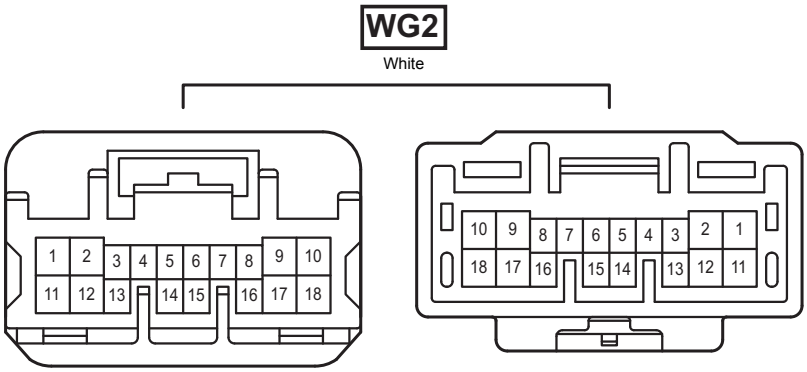
WG2
White
1
2
3
4
5
6
7
8
9
10
11
12
13
14
15
16
17
18
10
9
8
7
6
5
4
3
2
1
18
17
16
15
14
13
12
11