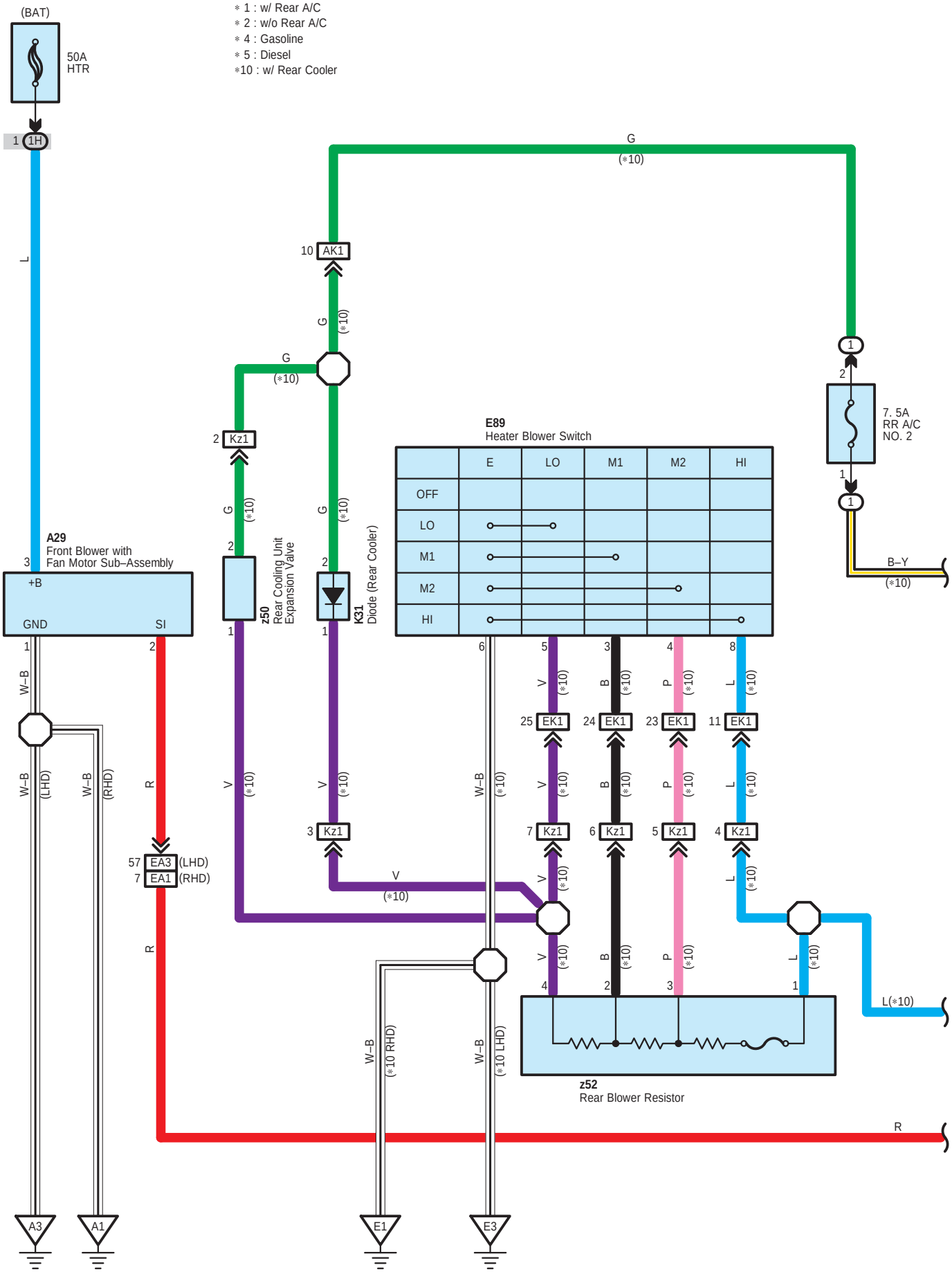
(BAT)
50A
HTR
1 1H
L
∗ 1 : w/ Rear A/C
∗ 2 : w/o Rear A/C
∗ 4 : Gasoline
∗ 5 : Diesel
∗10 : w/ Rear Cooler
G
(∗10)
10 AK1
G (∗10)
G (∗10)
2 Kz1
G (∗10)
G (∗10)
2
1
z50
Rear Cooling Unit
Expansion Valve
2
1
K31
Diode (Rear Cooler)
1
2
7. 5A
RR A/C
NO. 2
1
1
B–Y
(∗10)
E89
Heater Blower Switch
E
LO
M1
M2
HI
OFF
LO
M1
M2
HI
A29
Front Blower with
Fan Motor Sub–Assembly
3
+B
GND
SI
1
2
W–B
W–B (LHD)
W–B (RHD)
R
V (∗10)
V (∗10)
W–B (∗10)
6
5
3
4
8
V (∗10)
B (∗10)
P (∗10)
L (∗10)
25 EK1
24 EK1
23 EK1
11 EK1
V (∗10)
B (∗10)
P (∗10)
L (∗10)
3 Kz1
7 Kz1
6 Kz1
5 Kz1
4 Kz1
57 EA3 (LHD)
7 EA1 (RHD)
V (∗10)
L (∗10)
R
V (∗10)
B (∗10)
P (∗10)
L (∗10)
4
2
3
1
L(∗10)
W–B (∗10 RHD)
W–B (∗10 LHD)
z52
Rear Blower Resistor
R
A3
A1
E1
E3

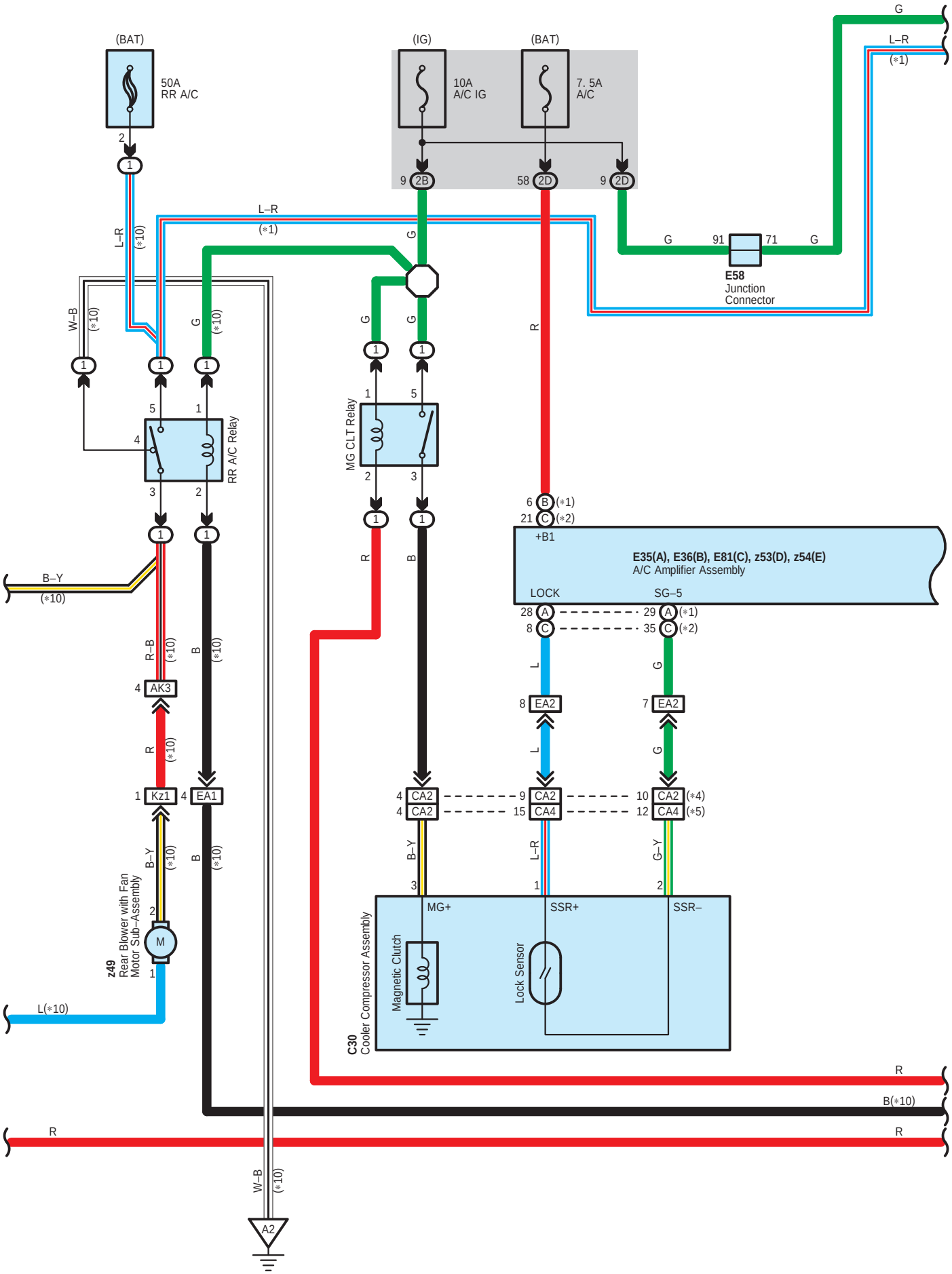
(BAT)
50A
RR A/C
(IG)
10A
A/C IG
(BAT)
7. 5A
A/C
E58
Junction
Connector
RR A/C Relay
MG CLT Relay
E35(A), E36(B), E81(C), z53(D), z54(E)
A/C Amplifier Assembly
LOCK
SG–5
+B1
AK3
Kz1
EA1
EA2
CA2
CA4
z49
Rear Blower with Fan
Motor Sub–Assembly
C30
Cooler Compressor Assembly
Magnetic Clutch
Lock Sensor
MG+
SSR+
SSR–
A2

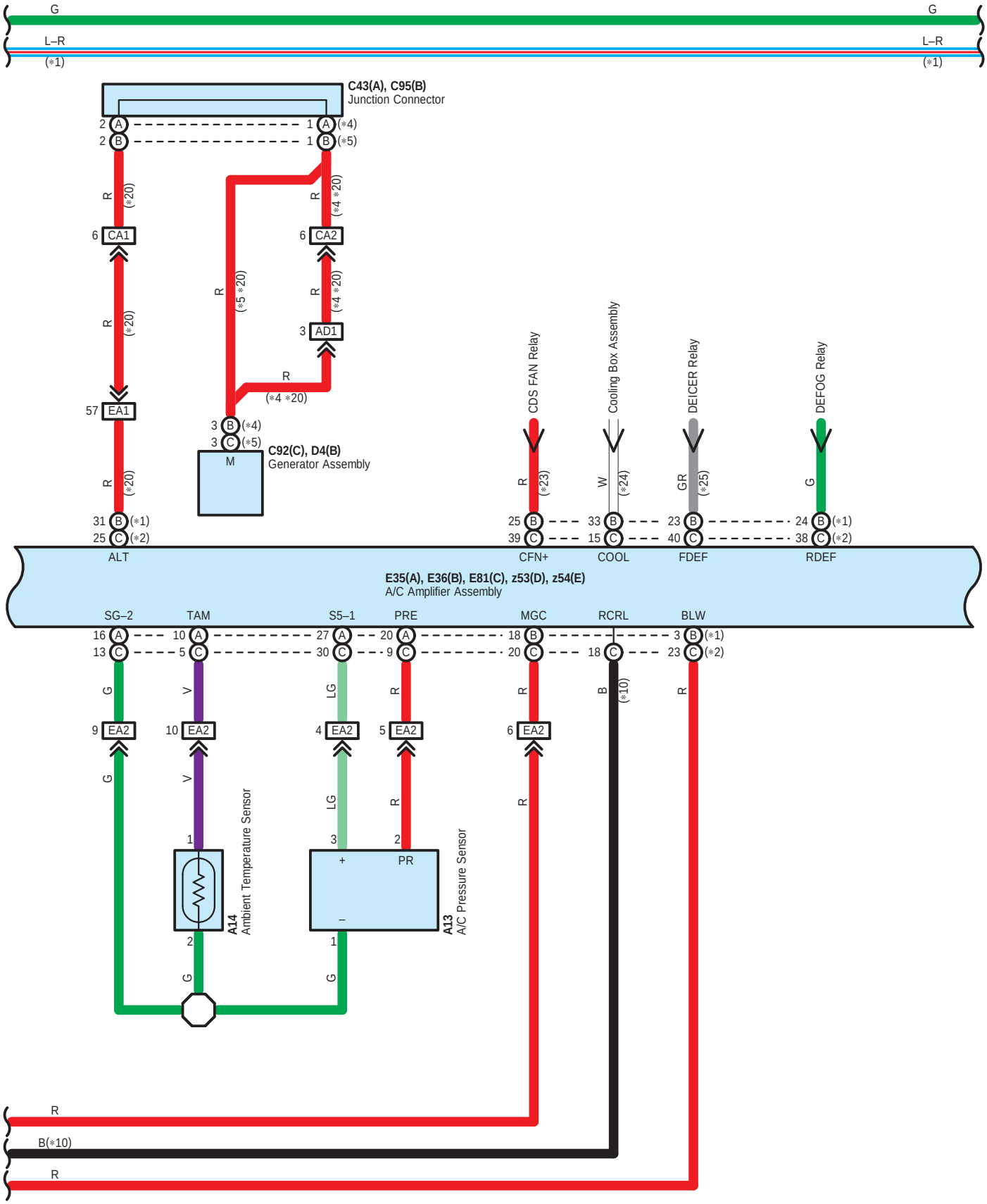
G
L–R
(*1)
C43(A), C95(B)
Junction Connector
CA1
CA2
AD1
EA1
C92(C), D4(B)
Generator Assembly
M
CDS FAN Relay
Cooling Box Assembly
DEICER Relay
DEFOG Relay
ALT
CFN+
COOL
FDEF
RDEF
E35(A), E36(B), E81(C), z53(D), z54(E)
A/C Amplifier Assembly
SG–2
TAM
S5–1
PRE
MGC
RCRL
BLW
EA2
A14
Ambient Temperature Sensor
A13
A/C Pressure Sensor
PR
B(*10)

∗ 1 : w/ Rear A/C
∗ 2 : w/o Rear A/C
∗ 4 : Gasoline
∗ 5 : Diesel
∗10 : w/ Rear Cooler
∗20 : Automatic Air Conditioner
∗23 : w/ Condenser Fan
∗24 : w/ Cool Box
∗25 : w/ Front Window Deicer

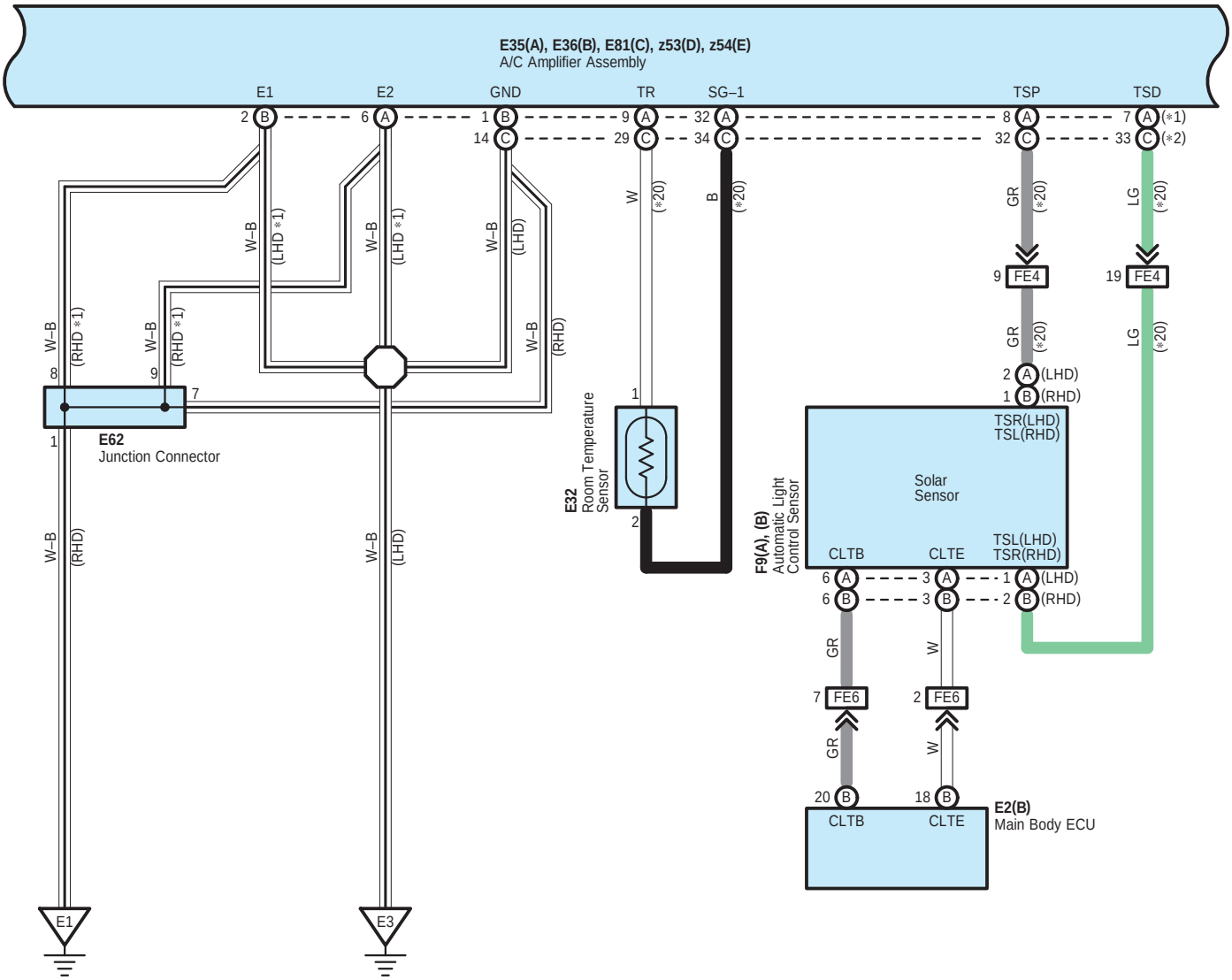

G
G
L–R
L–R
(*1)
(*1)

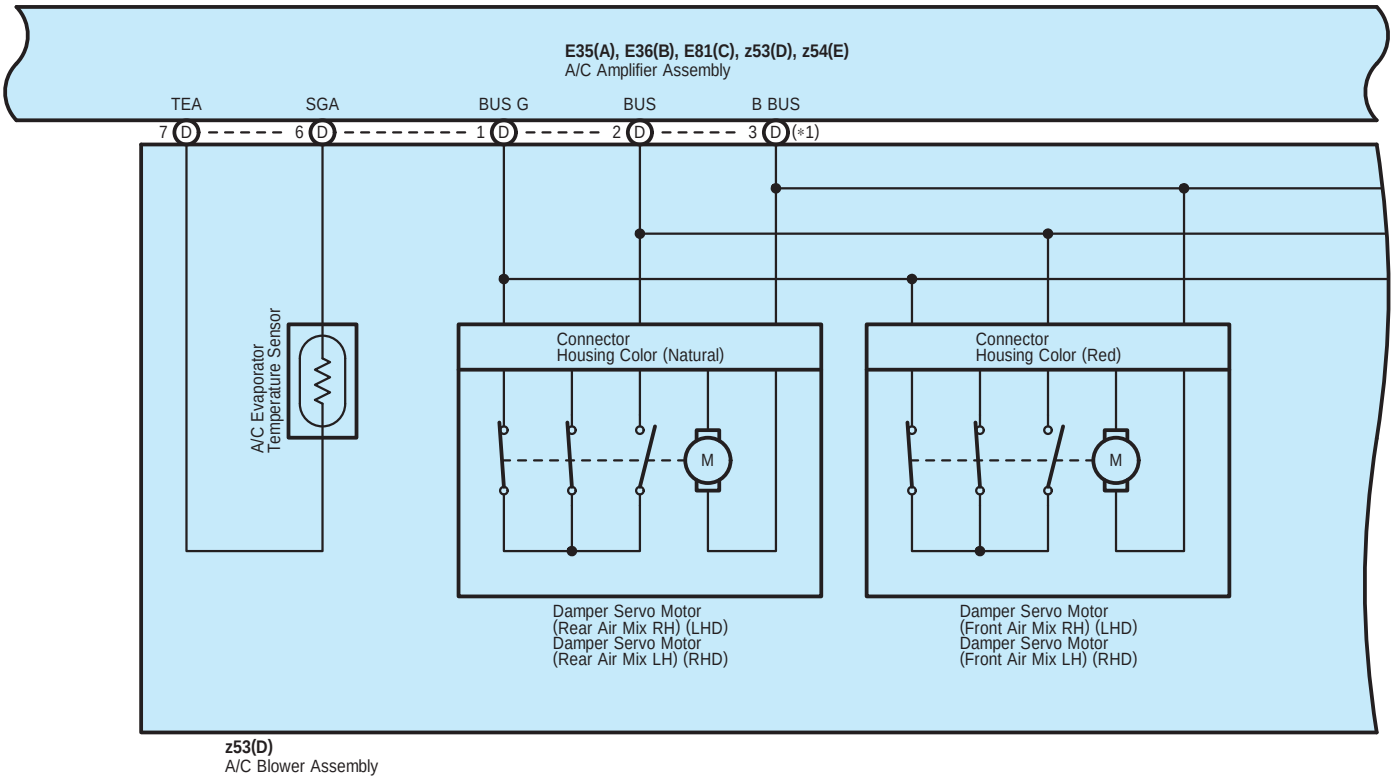
E35(A), E36(B), E81(C), z53(D), z54(E)
A/C Amplifier Assembly
TEA
SGA
BUS G
BUS
B BUS
7 D
6 D
1 D
2 D
3 D (*1)
A/C Evaporator Temperature Sensor
Connector
Housing Color (Natural)
M
Damper Servo Motor
(Rear Air Mix RH) (LHD)
Damper Servo Motor
(Rear Air Mix LH) (RHD)
Connector
Housing Color (Red)
M
Damper Servo Motor
(Front Air Mix RH) (LHD)
Damper Servo Motor
(Front Air Mix LH) (RHD)
z53(D)
A/C Blower Assembly

G
G
L–R
L–R
(∗1)
(∗1)

∗ 1 : w/ Rear A/C

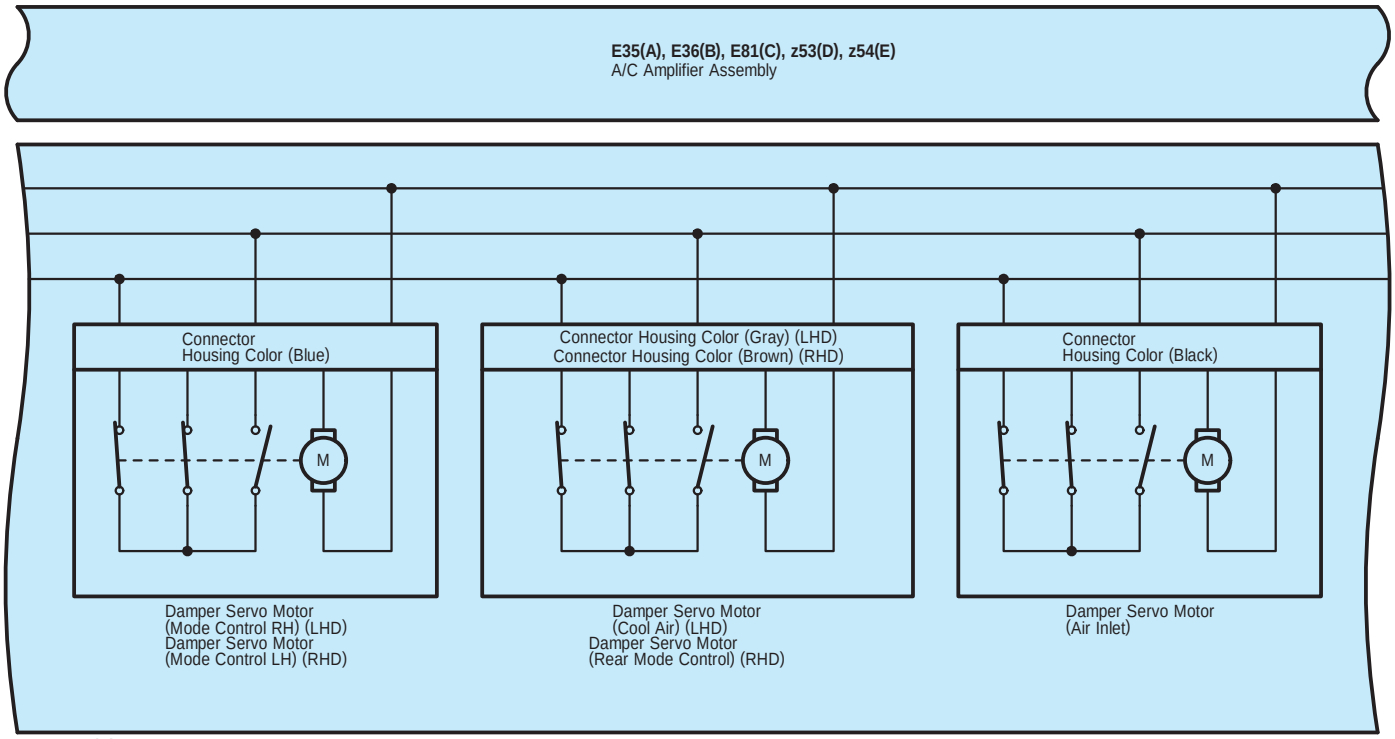
E35(A), E36(B), E81(C), z53(D), z54(E)
A/C Amplifier Assembly
Connector
Housing Color (Blue)
M
Damper Servo Motor
(Mode Control RH) (LHD)
Damper Servo Motor
(Mode Control LH) (RHD)
Connector Housing Color (Gray) (LHD)
Connector Housing Color (Brown) (RHD)
M
Damper Servo Motor
(Cool Air) (LHD)
Damper Servo Motor
(Rear Mode Control) (RHD)
Connector
Housing Color (Black)
M
Damper Servo Motor
(Air Inlet)
z53(D)
A/C Blower Assembly

G
G
L–R
L–R
(*1)
(*1)

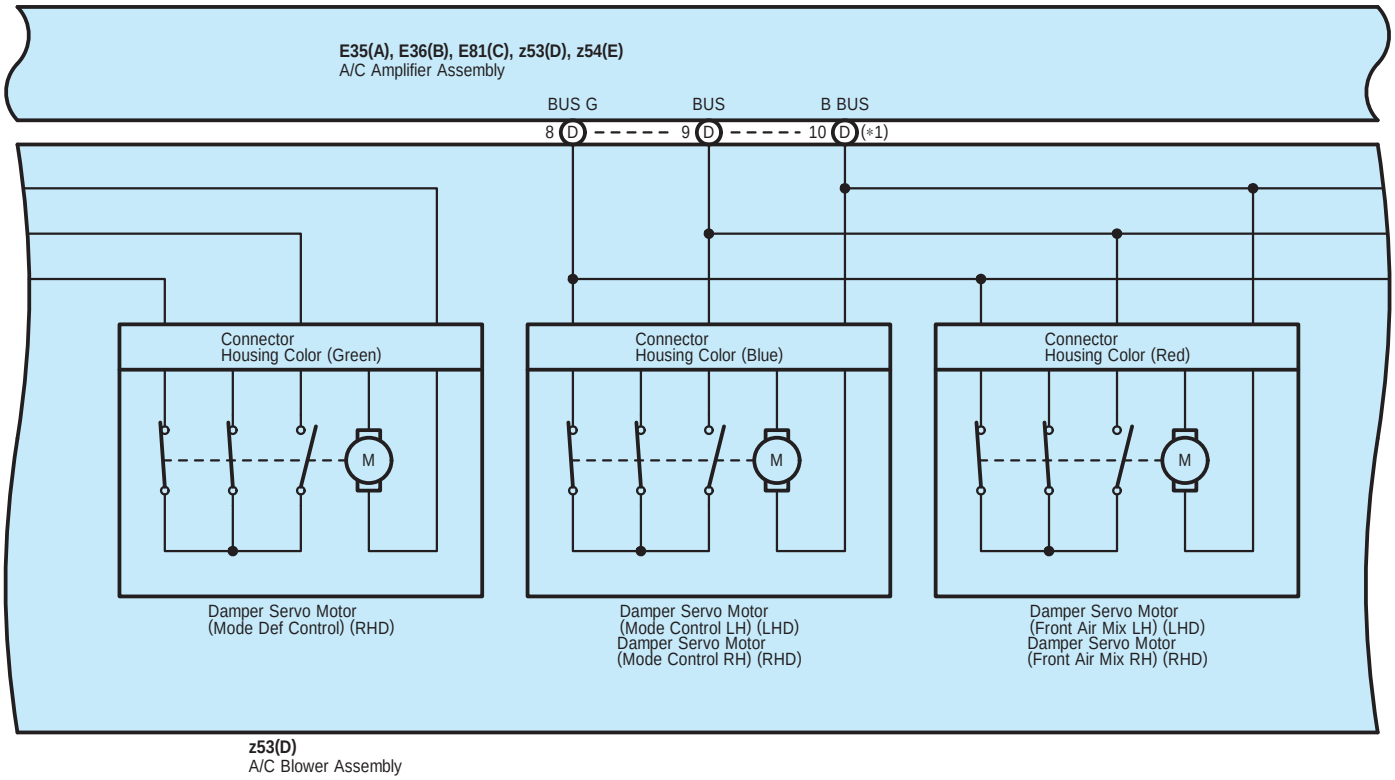
E35(A), E36(B), E81(C), z53(D), z54(E)
A/C Amplifier Assembly
BUS G
BUS
B BUS
8 D
9 D
10 D (*1)
Connector
Housing Color (Green)
Connector
Housing Color (Blue)
Connector
Housing Color (Red)
M
M
M
Damper Servo Motor
(Mode Def Control) (RHD)
Damper Servo Motor
(Mode Control LH) (LHD)
Damper Servo Motor
(Mode Control RH) (RHD)
Damper Servo Motor
(Front Air Mix LH) (LHD)
Damper Servo Motor
(Front Air Mix RH) (RHD)
z53(D)
A/C Blower Assembly

∗ 1 : w/ Rear A/C

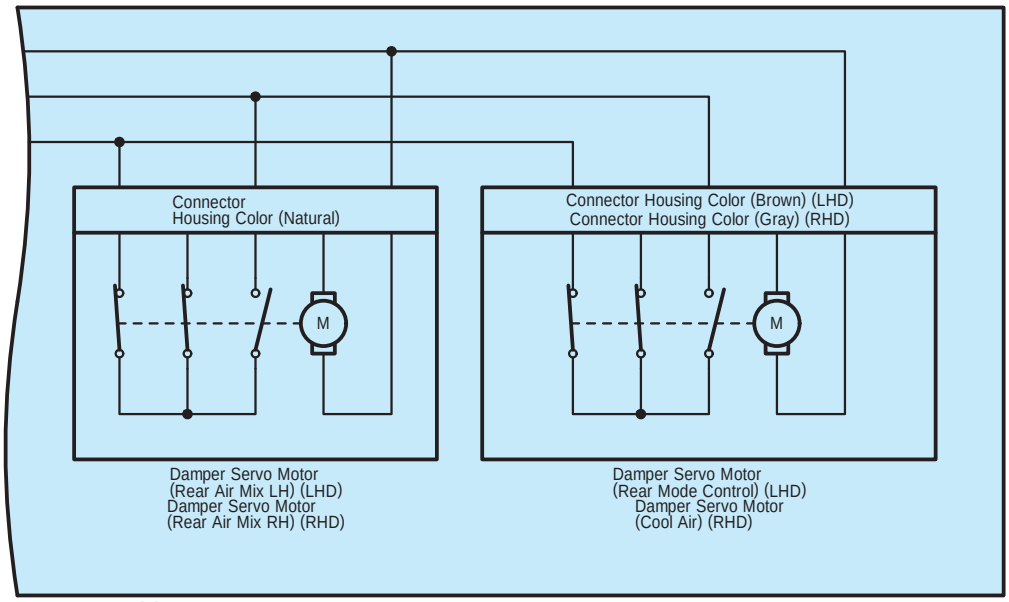

z53(D)
A/C Blower Assembly

G
G
L–R
L–R
(*1)
(*1)

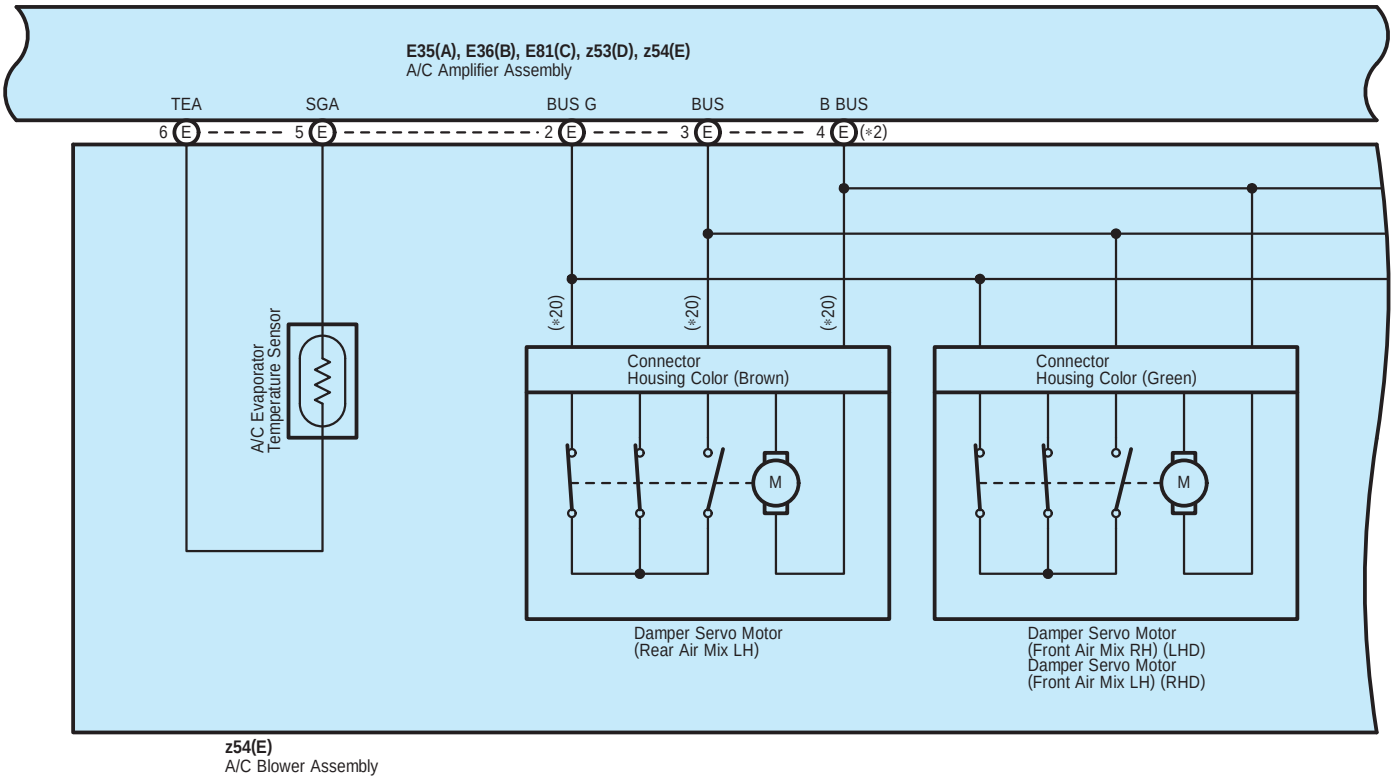
E35(A), E36(B), E81(C), z53(D), z54(E)
A/C Amplifier Assembly
TEA
SGA
BUS G
BUS
B BUS
6 E
5 E
2 E
3 E
4 E (*2)
(*20)
(*20)
(*20)
A/C Evaporator Temperature Sensor
Connector
Housing Color (Brown)
Connector
Housing Color (Green)
M
M
Damper Servo Motor
(Rear Air Mix LH)
Damper Servo Motor
(Front Air Mix RH) (LHD)
Damper Servo Motor
(Front Air Mix LH) (RHD)
z54(E)
A/C Blower Assembly

∗ 1 : w/ Rear A/C
∗ 2 : w/o Rear A/C
∗20 : Automatic Air Conditioner

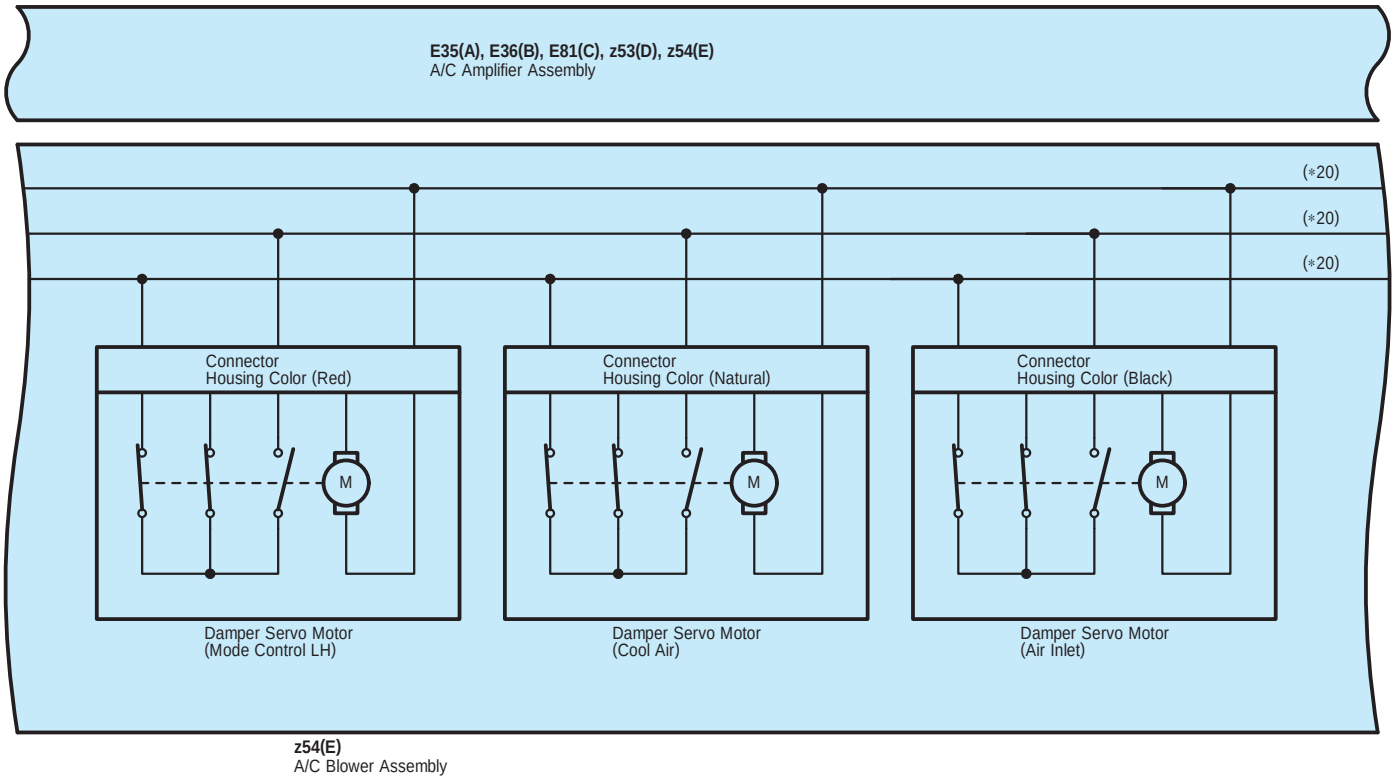

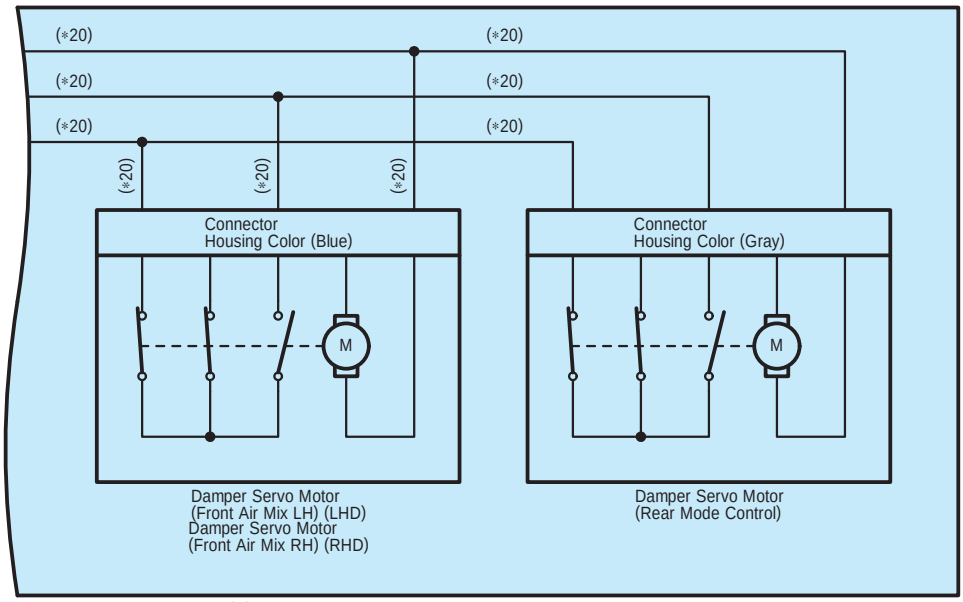

z54(E)
A/C Blower Assembly

∗ 1 : w/ Rear A/C
∗20 : Automatic Air Conditioner

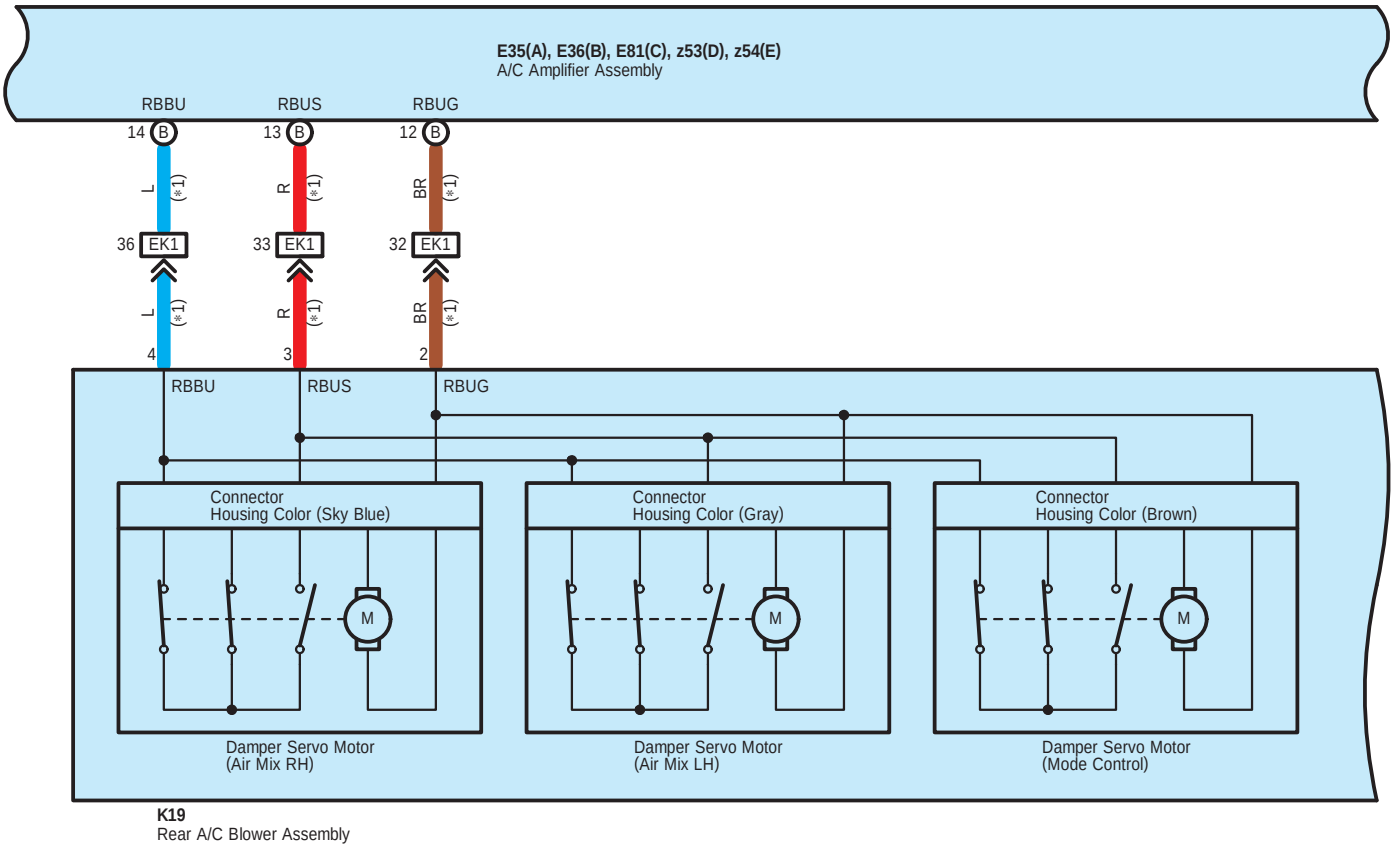

∗ 1 : w/ Rear A/C
∗ 2 : w/o Rear A/C
∗ 3 : w/ Viscous Heater
∗22 : w/ Viscous Heater 1VD–FTV w/o DPF
∗33 : w/ Viscous Heater 1VD–FTV w/ DPF

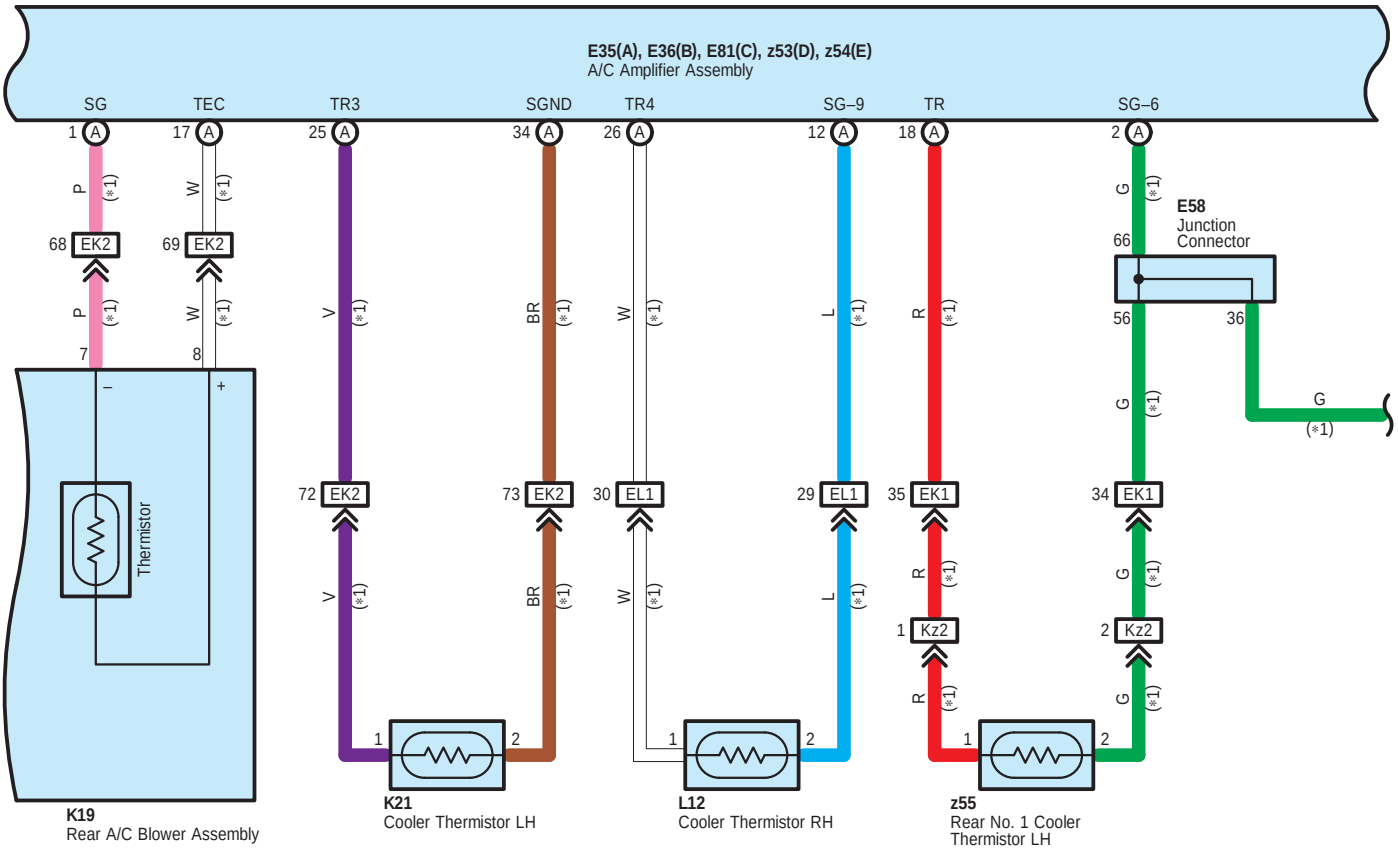

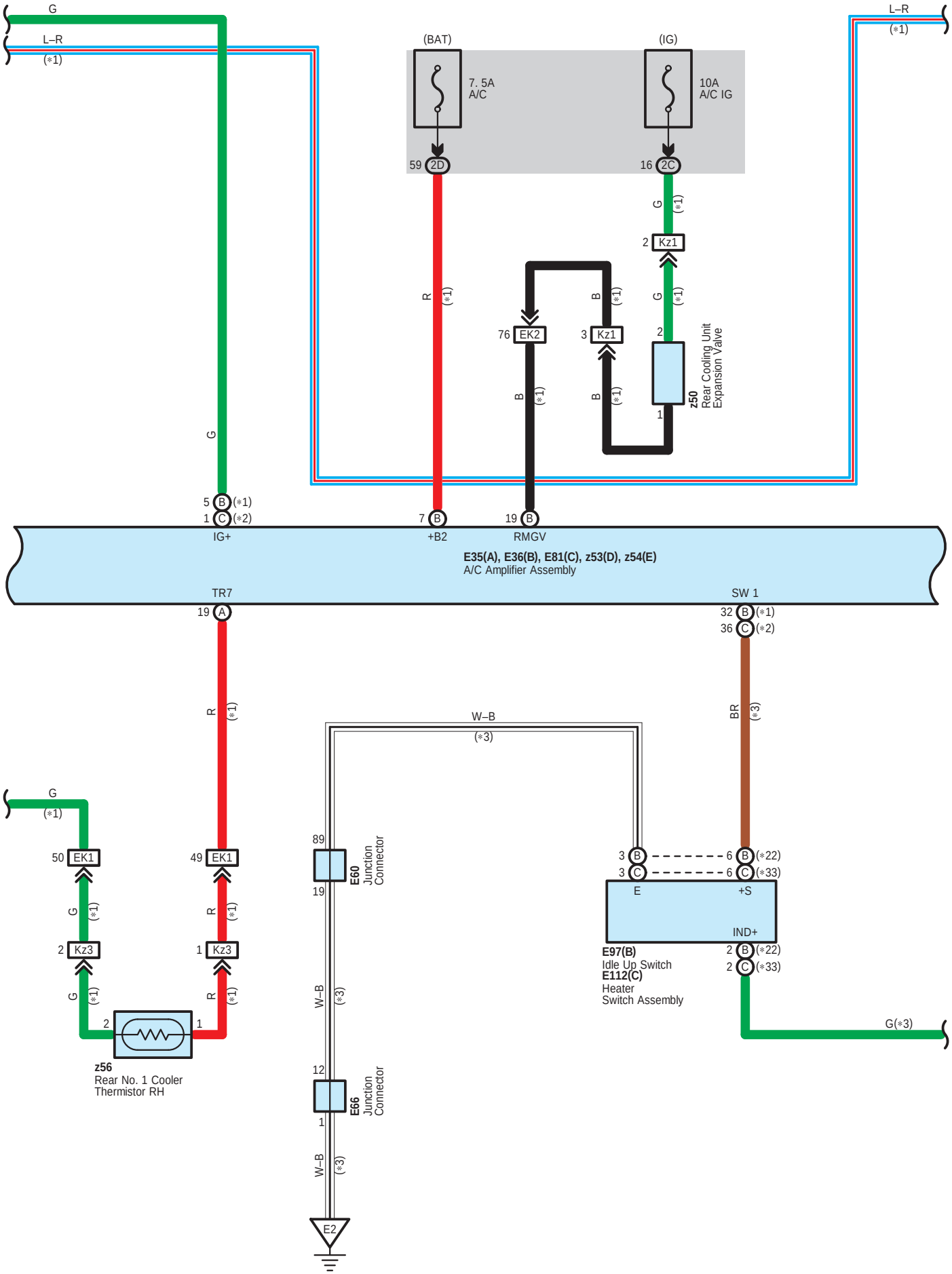
G
L–R
(*1)
(BAT)
(IG)
7. 5A
A/C
10A
A/C IG
59 2D
16 2C
G
(*1)
2 Kz1
R
(*1)
B
(*1)
G
(*1)
76 EK2
3 Kz1
2
B
(*1)
B
(*1)
1
z50
Rear Cooling Unit
Expansion Valve
G
5 B (*1)
1 C (*2)
IG+
7 B
+B2
19 B
RMGV
E35(A), E36(B), E81(C), z53(D), z54(E)
A/C Amplifier Assembly
TR7
19 A
SW 1
32 B (*1)
36 C (*2)
R
(*1)
W–B
(*3)
BR
(*3)
G
(*1)
50 EK1
49 EK1
G
(*1)
R
(*1)
2 Kz3
1 Kz3
G
(*1)
R
(*1)
2
1
z56
Rear No. 1 Cooler
Thermistor RH
89
19
E60
Junction
Connector
W–B
(*3)
12
1
E66
Junction
Connector
W–B
(*3)
E2
3 B
3 C
6 B (*22)
6 C (*33)
E
+S
IND+
E97(B)
Idle Up Switch
E112(C)
Heater
Switch Assembly
2 B (*22)
2 C (*33)
G(*3)

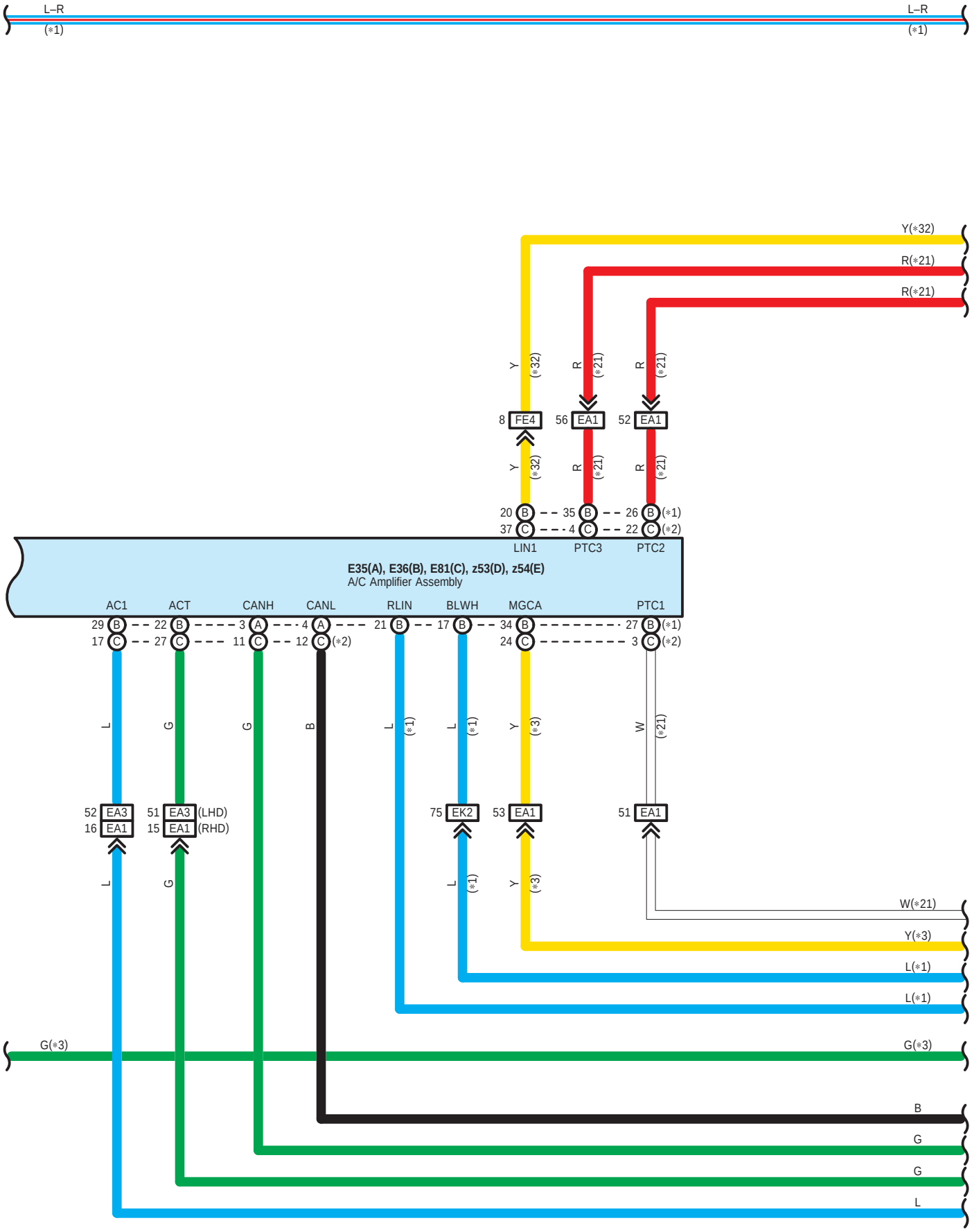
L–R
(*1)
L–R
(*1)
Y(*32)
R(*21)
R(*21)
Y (*32)
R (*21)
R (*21)
8 FE4
56 EA1
52 EA1
Y (*32)
R (*21)
R (*21)
20 B
37 C
35 B
4 C
26 B (*1)
22 C (*2)
LIN1
PTC3
PTC2
E35(A), E36(B), E81(C), z53(D), z54(E)
A/C Amplifier Assembly
AC1
ACT
CANH
CANL
RLIN
BLWH
MGCA
PTC1
29 B
17 C
22 B
27 C
3 A
11 C
4 A
12 C (*2)
21 B
17 B
34 B
24 C
27 B (*1)
3 C (*2)
L
G
G
B
L (*1)
L (*1)
Y (*3)
W (*21)
52 EA3
16 EA1
51 EA3 (LHD)
15 EA1 (RHD)
75 EK2
53 EA1
51 EA1
L
G
L (*1)
Y (*3)
W(*21)
Y(*3)
L(*1)
L(*1)
G(*3)
G(*3)
B
G
G
L

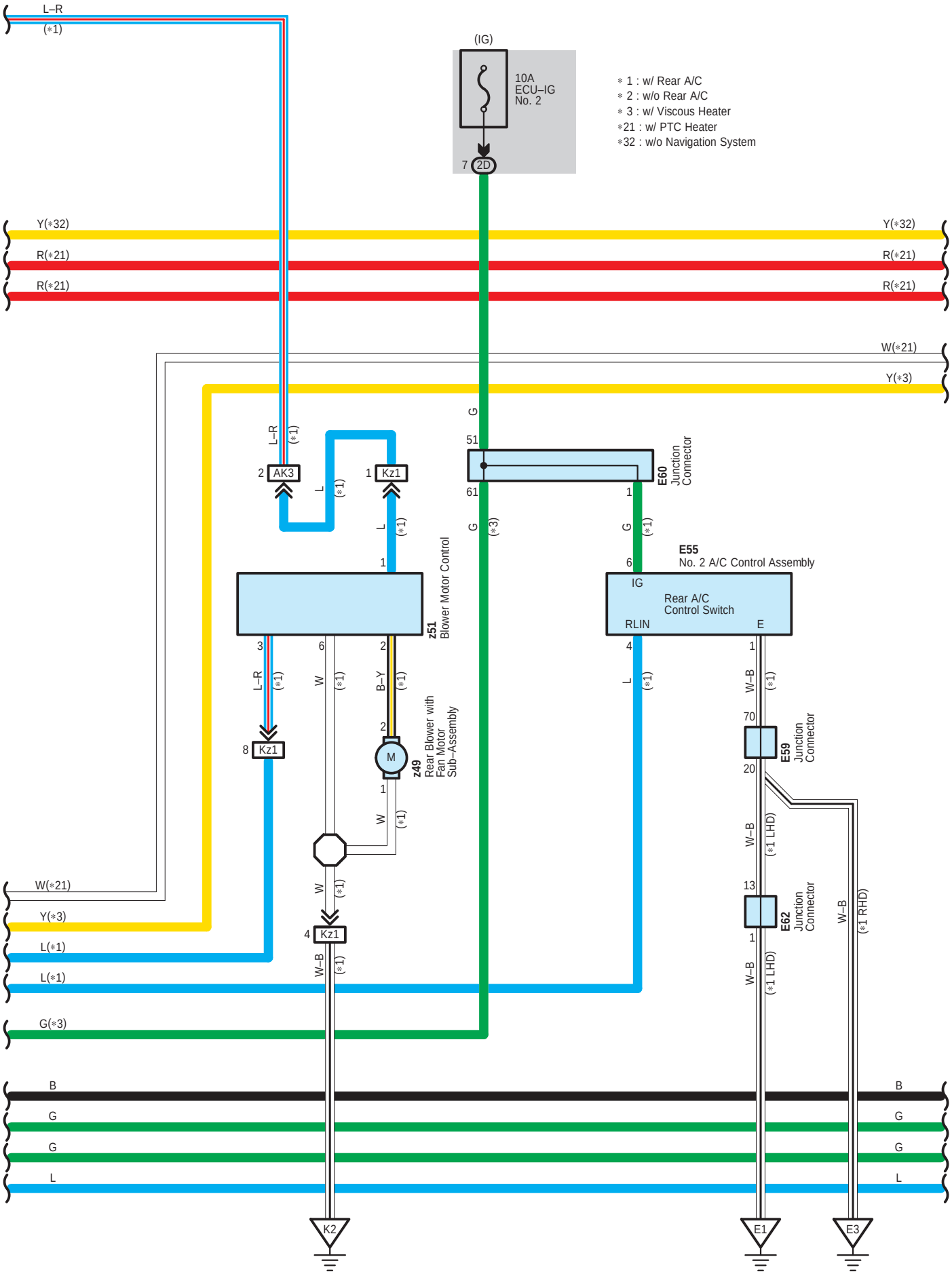
L–R
(*1)
(IG)
10A
ECU–IG
No. 2
7 2D
* 1 : w/ Rear A/C
* 2 : w/o Rear A/C
* 3 : w/ Viscous Heater
*21 : w/ PTC Heater
*32 : w/o Navigation System
Y(*32)
R(*21)
R(*21)
W(*21)
Y(*3)
G
51
61
1
E60
Junction
Connector
2 AK3
1 Kz1
L
(*1)
(*3)
G
6
E55
No. 2 A/C Control Assembly
IG
Rear A/C
Control Switch
RLIN
E
z51
Blower Motor Control
3
6
2
4
1
L–R
W
B–Y
8 Kz1
M
z49
Rear Blower with
Fan Motor
Sub–Assembly
W–B
70
E59
Junction
Connector
20
(*1 LHD)
13
E62
Junction
Connector
(*1 RHD)
4 Kz1
W(*21)
Y(*3)
L(*1)
L(*1)
G(*3)
B
G
G
L
K2
E1
E3

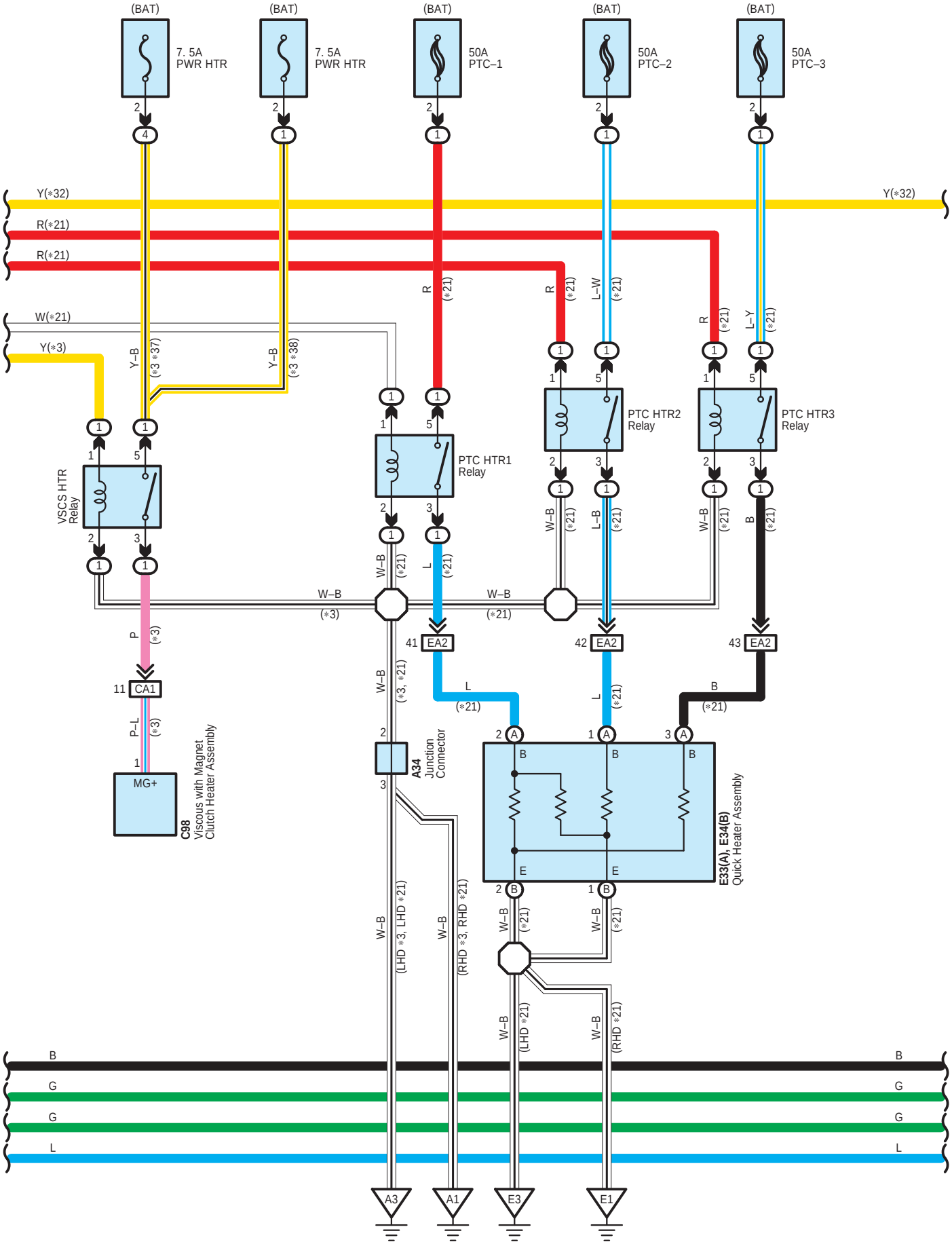
(BAT)
7. 5A
PWR HTR
50A
PTC–1
50A
PTC–2
50A
PTC–3
Y(∗32)
R(∗21)
W(∗21)
Y(∗3)
Y–B
(∗3 ∗37)
(∗3 ∗38)
R
(∗21)
L–W
L–Y
VSCS HTR
Relay
PTC HTR1
Relay
PTC HTR2
Relay
PTC HTR3
Relay
W–B
L–B
B
L
P
(∗3)
(∗21)
41 EA2
42 EA2
43 EA2
11 CA1
P–L
MG+
C98
Viscous with Magnet
Clutch Heater Assembly
A34
Junction
Connector
(∗3, ∗21)
(LHD ∗3, LHD ∗21)
(RHD ∗3, RHD ∗21)
(LHD ∗21)
(RHD ∗21)
E33(A), E34(B)
Quick Heater Assembly
G
A3
A1
E3
E1

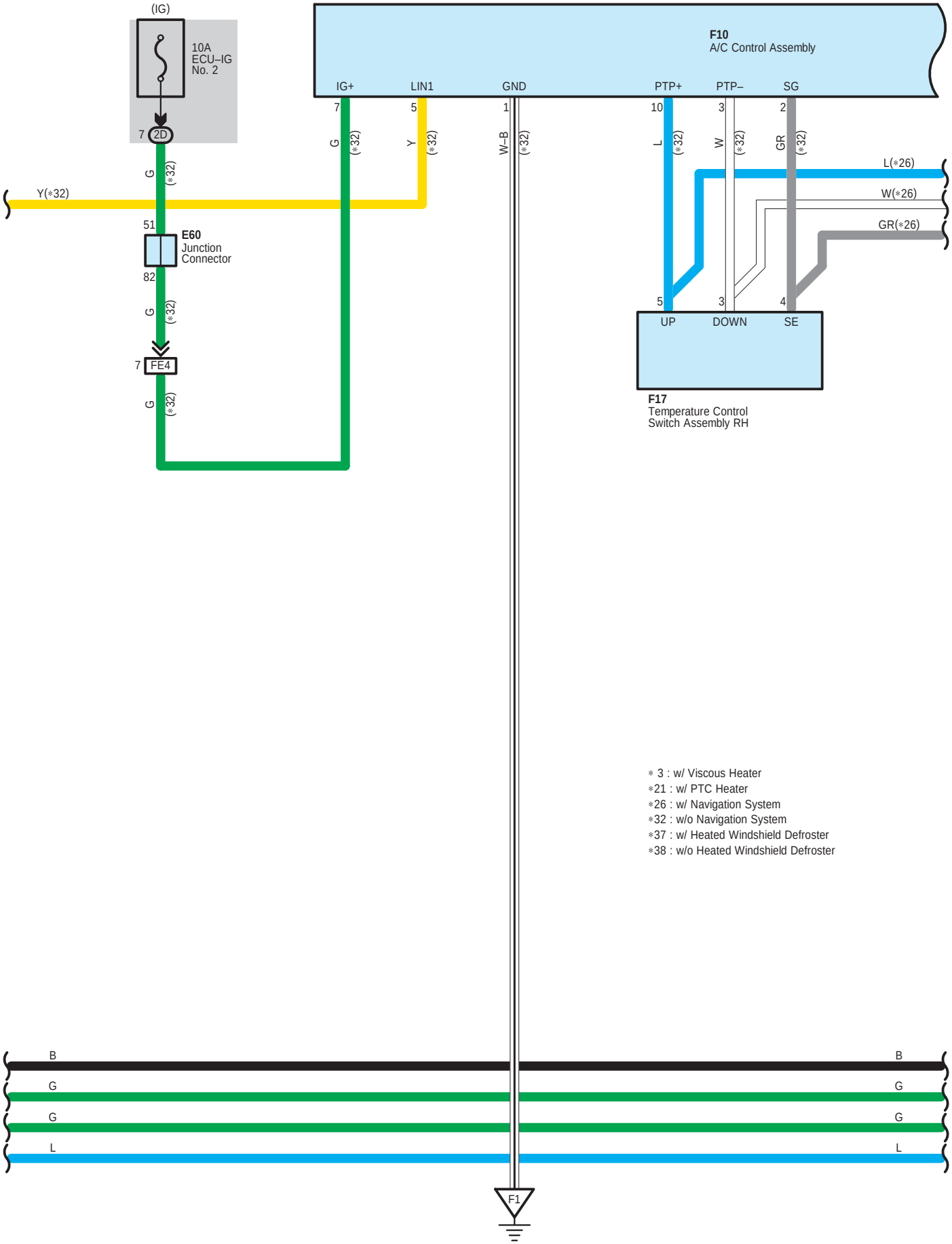
(IG)
10A
ECU–IG
No. 2
7 2D
G
(*32)
Y(*32)
51
E60
Junction
Connector
82
G
(*32)
7 FE4
G
(*32)
F10
A/C Control Assembly
IG+
LIN1
GND
PTP+
PTP–
SG
7
5
1
10
3
2
G
(*32)
Y
(*32)
W–B
(*32)
L
(*32)
W
(*32)
GR
(*32)
L(*26)
W(*26)
GR(*26)
5
3
4
UP
DOWN
SE
F17
Temperature Control
Switch Assembly RH
∗ 3 : w/ Viscous Heater
∗21 : w/ PTC Heater
∗26 : w/ Navigation System
∗32 : w/o Navigation System
∗37 : w/ Heated Windshield Defroster
∗38 : w/o Heated Windshield Defroster
B
G
G
L
B
G
G
L
F1

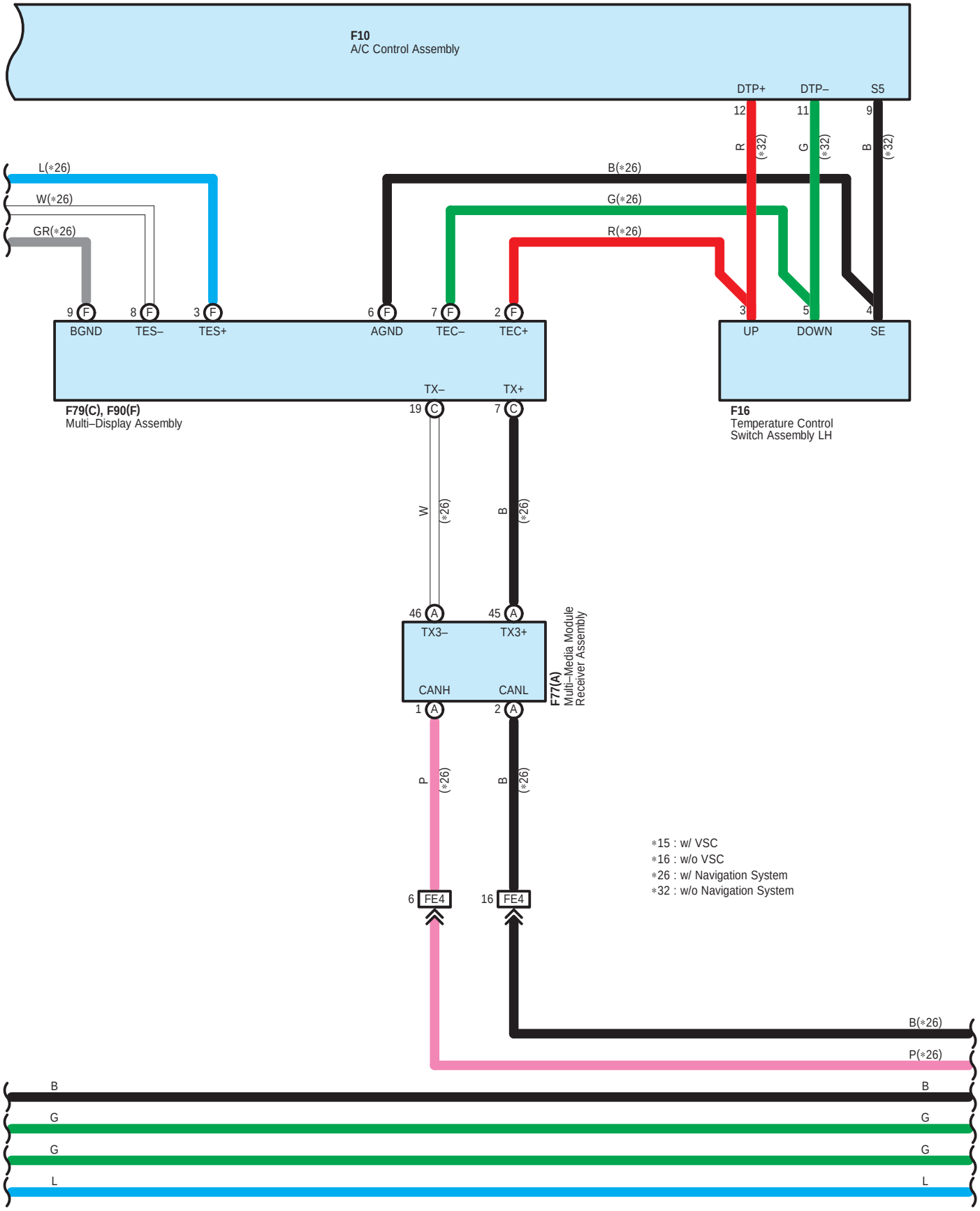
F10
A/C Control Assembly
DTP+
DTP–
S5
12
11
9
R
G
B
(∗32)
L(∗26)
W(∗26)
GR(∗26)
B(∗26)
G(∗26)
R(∗26)
9 F
8 F
3 F
6 F
7 F
2 F
BGND
TES–
TES+
AGND
TEC–
TEC+
3
5
4
UP
DOWN
SE
TX–
TX+
19 C
7 C
F79(C), F90(F)
Multi–Display Assembly
F16
Temperature Control
Switch Assembly LH
W
B
(∗26)
46 A
45 A
TX3–
TX3+
CANH
CANL
1 A
2 A
F77(A)
Multi–Media Module
Receiver Assembly
P
B
(∗26)
∗15 : w/ VSC
∗16 : w/o VSC
∗26 : w/ Navigation System
∗32 : w/o Navigation System
6 FE4
16 FE4
B(∗26)
P(∗26)
B
G
G
L

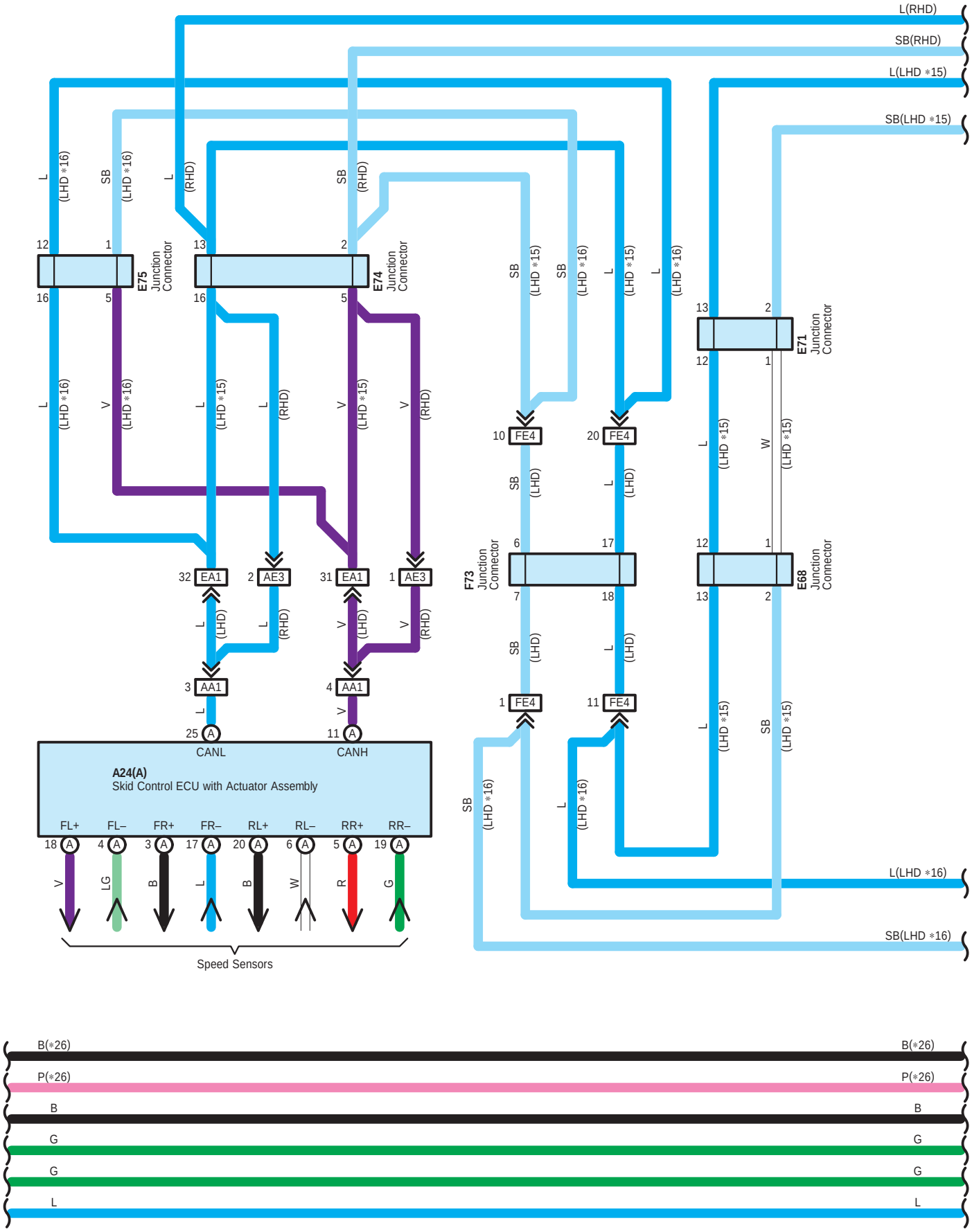
L(RHD)
SB(RHD)
L(LHD ∗15)
SB(LHD ∗15)
E75 Junction Connector
E74 Junction Connector
E71 Junction Connector
E68 Junction Connector
F73 Junction Connector
EA1
AE3
AA1
FE4
CANL
CANH
A24(A)
Skid Control ECU with Actuator Assembly
FL+
FL–
FR+
FR–
RL+
RL–
RR+
RR–
Speed Sensors
L(LHD ∗16)
SB(LHD ∗16)
B(∗26)
P(∗26)
B
G
G
L

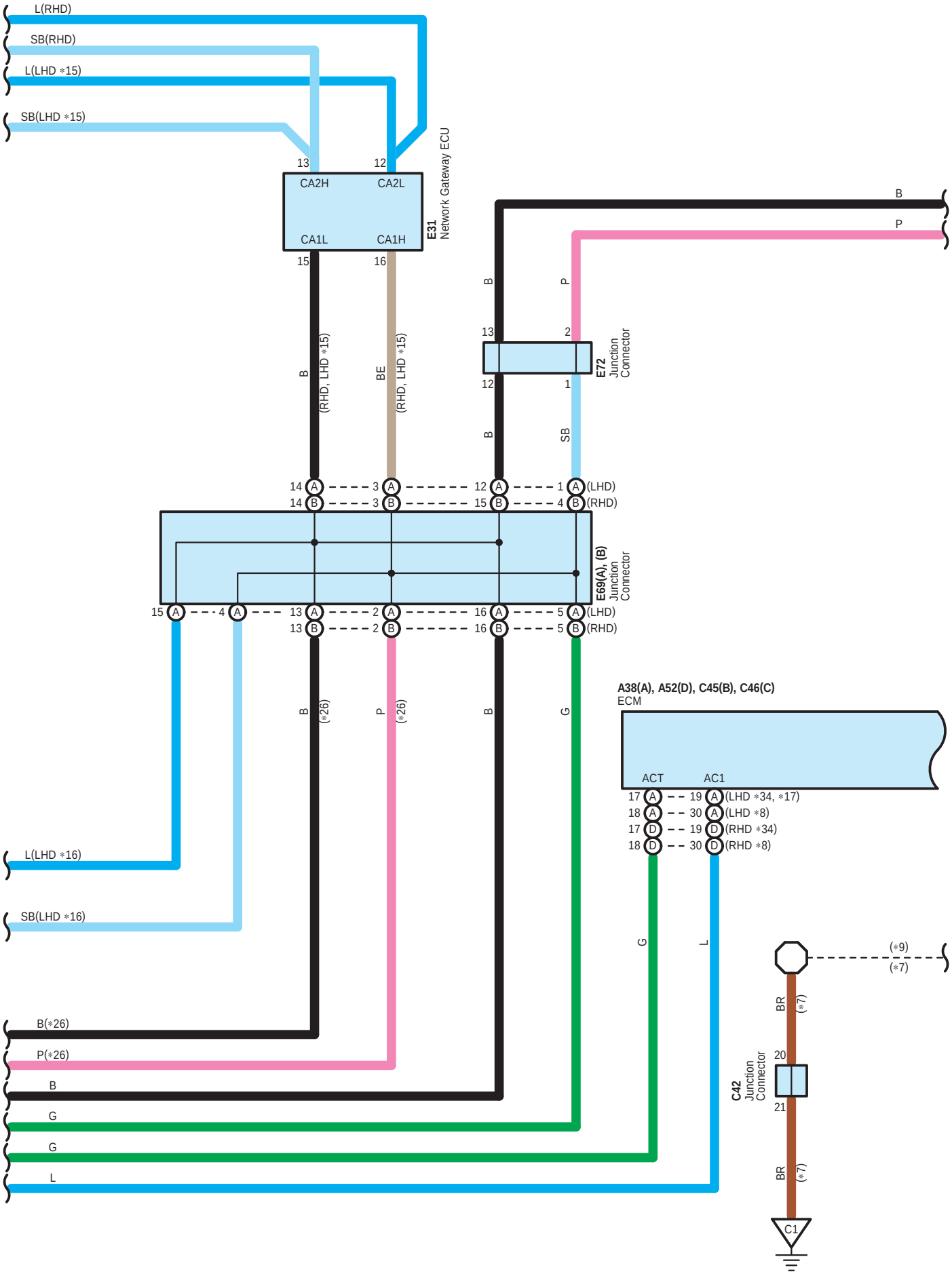
L(RHD)
SB(RHD)
L(LHD ∗15)
SB(LHD ∗15)
13
12
CA2H
CA2L
CA1L
CA1H
E31
Network Gateway ECU
15
16
B
(RHD, LHD ∗15)
BE
(RHD, LHD ∗15)
B
P
13
2
12
1
E72
Junction Connector
B
SB
14 A
14 B
3 A
3 B
12 A
15 B
1 A (LHD)
4 B (RHD)
E69(A), (B)
Junction Connector
15 A
4 A
13 A
13 B
2 A
2 B
16 A
16 B
5 A (LHD)
5 B (RHD)
B
(∗26)
P
(∗26)
B
G
A38(A), A52(D), C45(B), C46(C)
ECM
ACT
AC1
17 A
19 A (LHD ∗34, ∗17)
18 A
30 A (LHD ∗8)
17 D
19 D (RHD ∗34)
18 D
30 D (RHD ∗8)
L(LHD ∗16)
SB(LHD ∗16)
G
L
(∗9)
(∗7)
BR
(∗7)
20
C42
Junction Connector
21
BR
(∗7)
C1
B(∗26)
P(∗26)
B
G
G
L
B
P

∗ 7 : 1GR–FE
∗ 8 : 1VD–FTV
∗ 9 : Shielded
∗15 : w/ VSC
∗16 : w/o VSC
∗17 : 3UR–FE
∗26 : w/ Navigation System
∗29 : 1UR–FE
∗30 : 1VD–FTV w/ DPF
∗31 : 1VD–FTV w/o DPF
∗34 : 1UR–FE, 1GR–FE
∗36 : Except 1VD–FTV w/ DPF

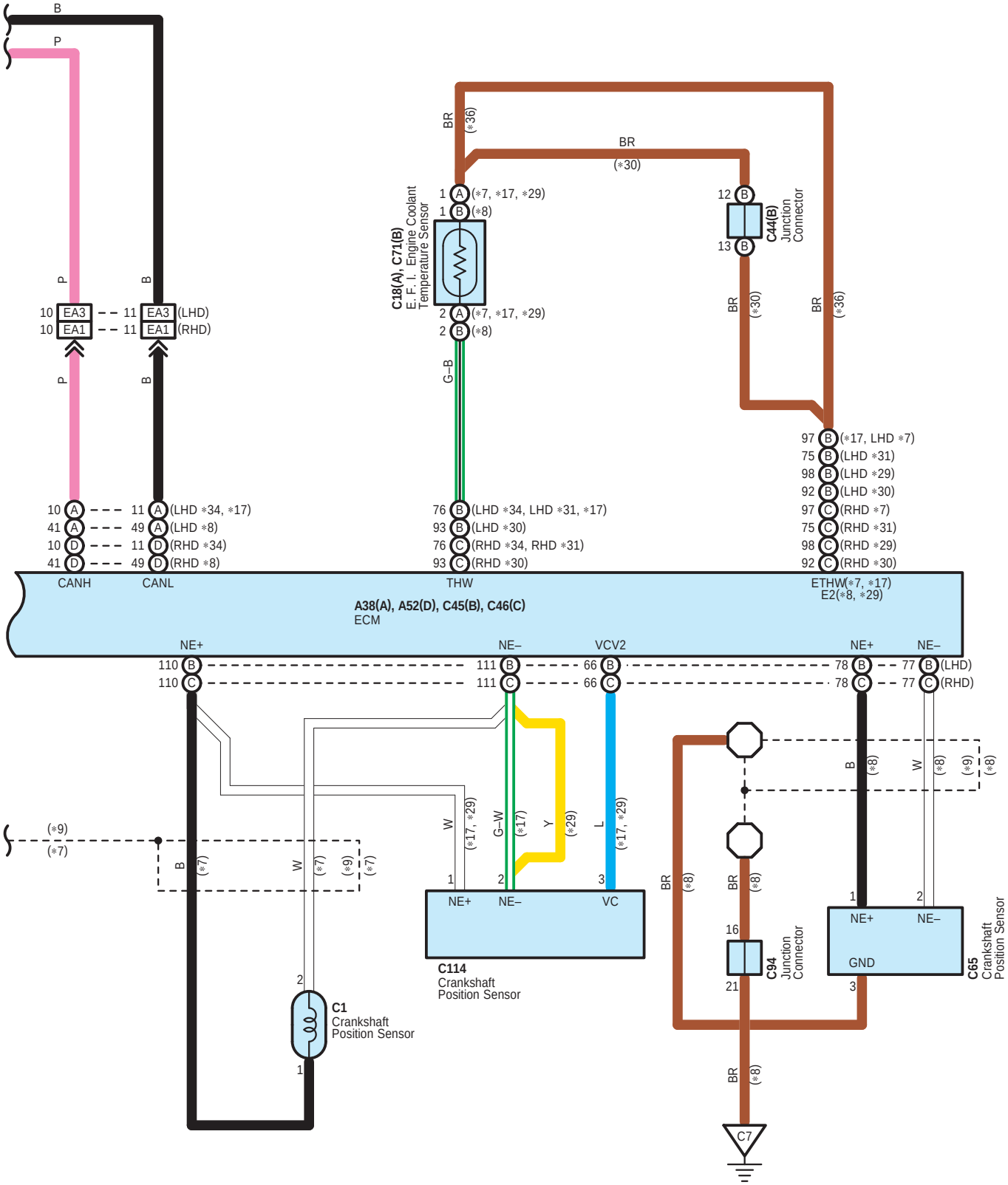

A 13
Black



A 14
Black

A 24
Black

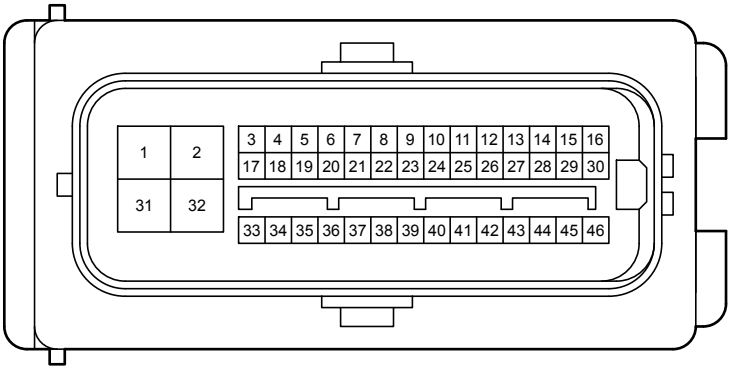

A 29
White

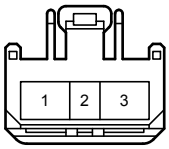

A 34
White

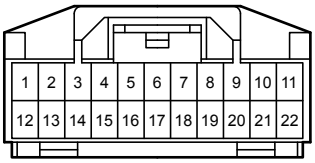

A 38
Black

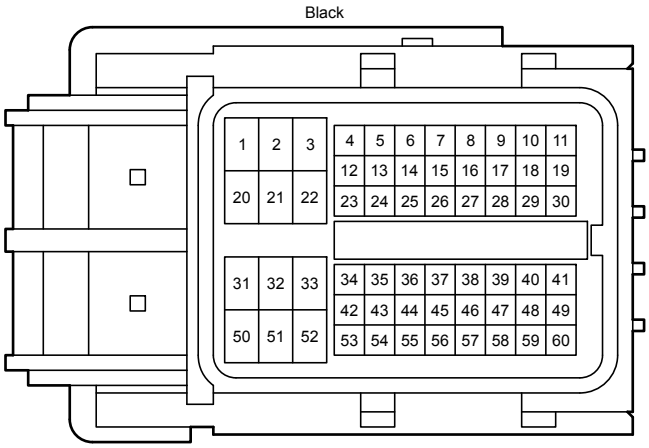

A 52
Black

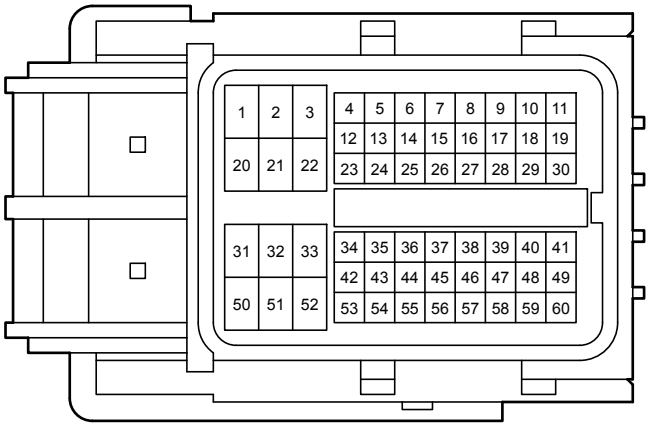

C 1
Black

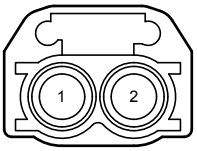

C 18
Dark Gray

C 30
Gray



C 42
White

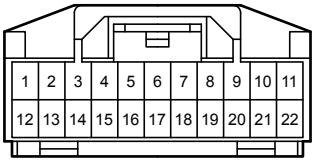

C 43
White

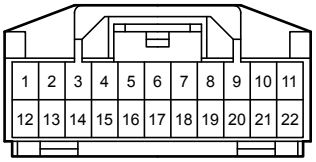

C 44
Blue

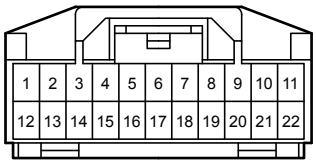

C 45
Black

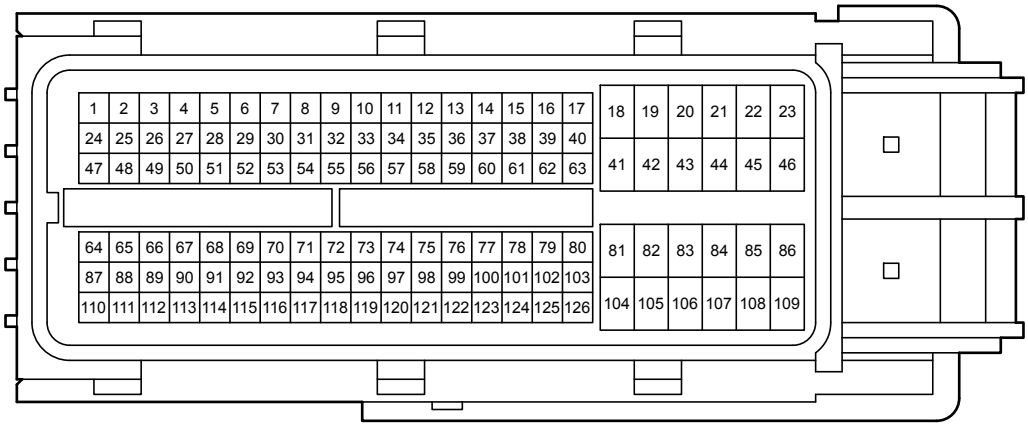

C 46
Black

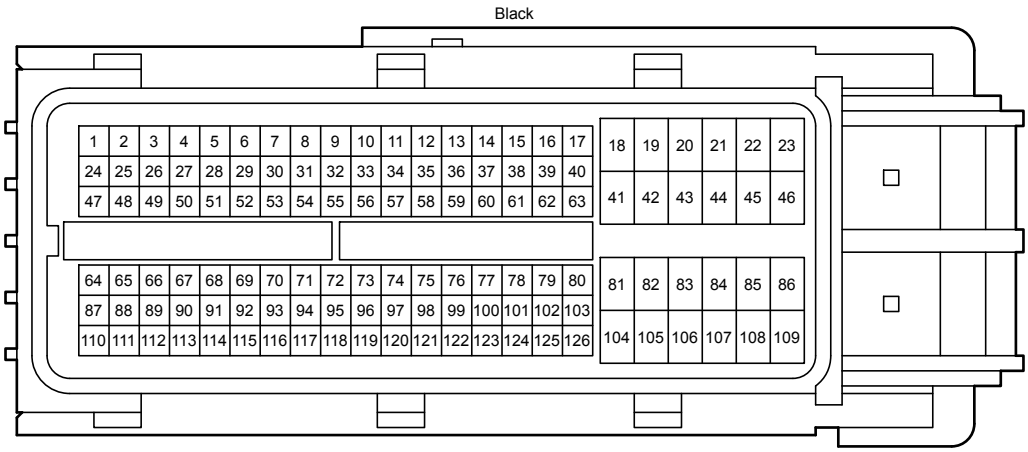

C 65
Black



C 71
Gray

C 92
Black

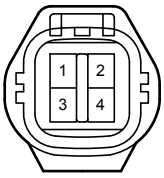

C 94
Gray

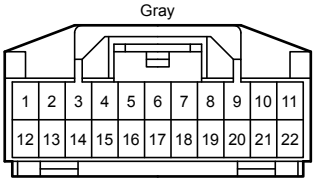

C 95
Black

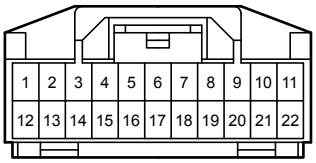

C 98
Gray

C114
Black



D 4
Black

E 2
White

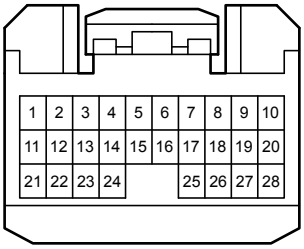

E 31
White

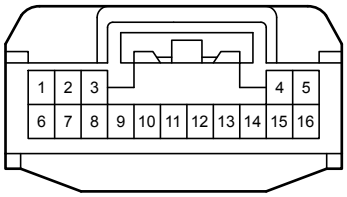

E 32
Black



E 33
White

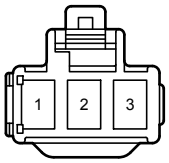

E 34
White

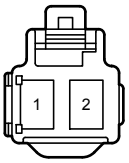

E 35
White

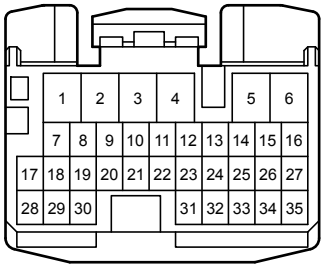

E 36
White

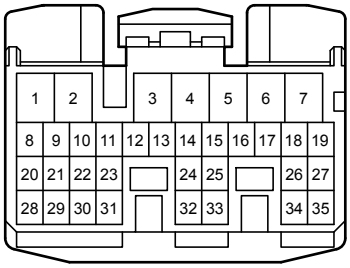

E 55
White



E 58

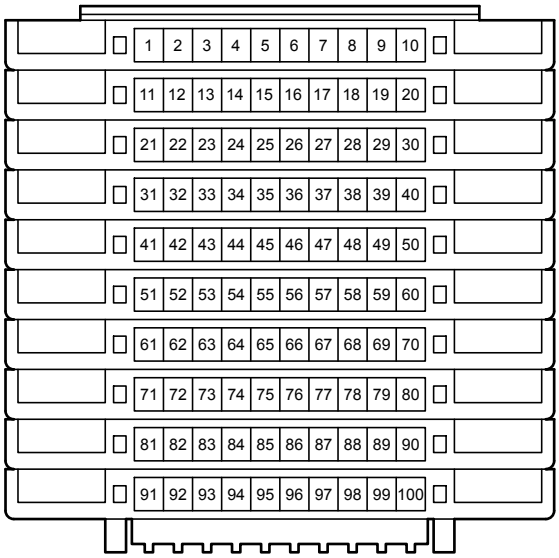

E 59

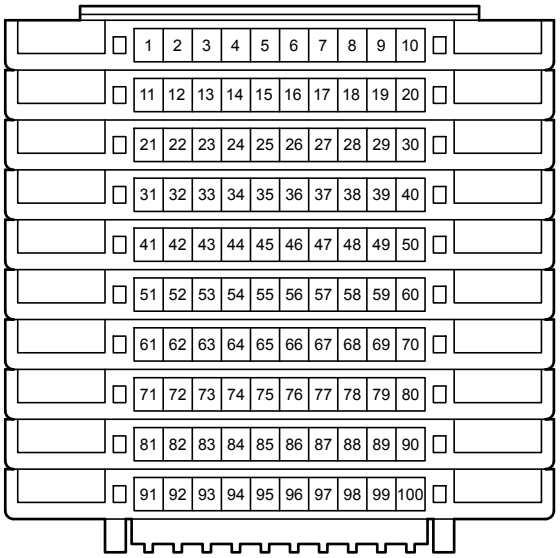

E 60

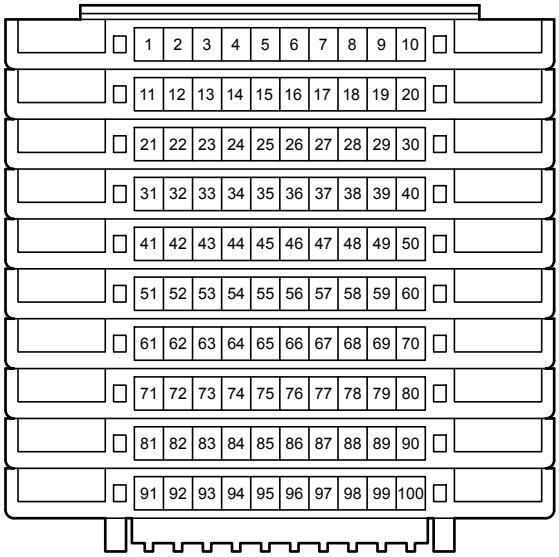

E 62
White

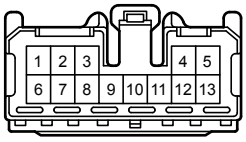

E 66
White

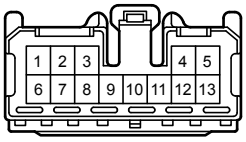

E 68
Gray

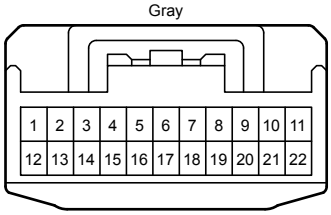

E 69
Gray

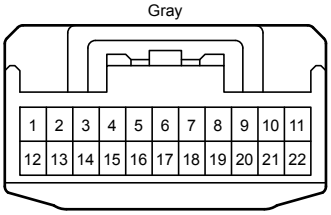

E 71
Gray

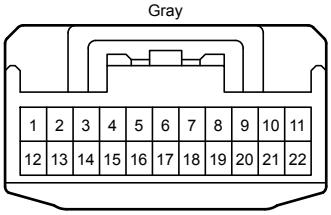

E 72
Gray

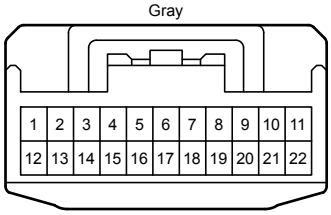

E 74
Gray

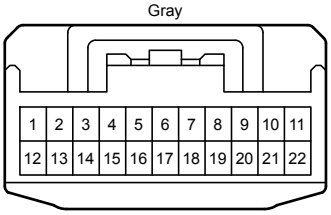

E 75
Gray

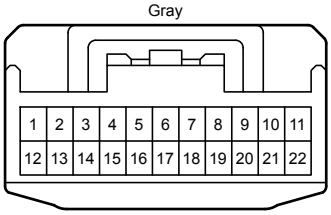

E 81
White

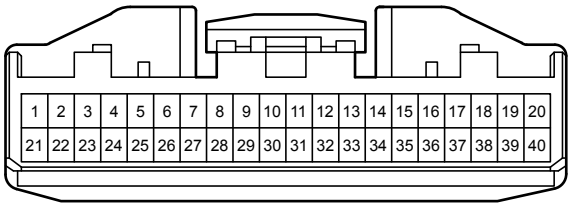

E 89
Black

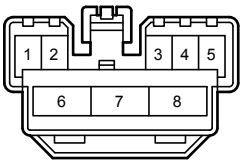

E 97
Black

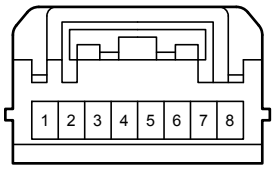

E112
Black

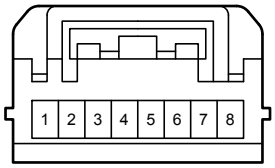

F 9
Black

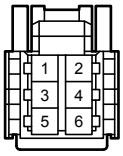

F 10
White

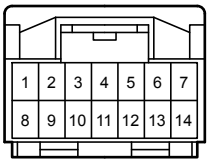

F 16
White

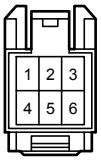

F 17
White

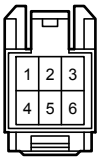

F 73
Blue

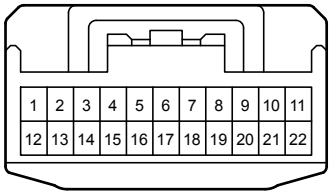

F 77
White

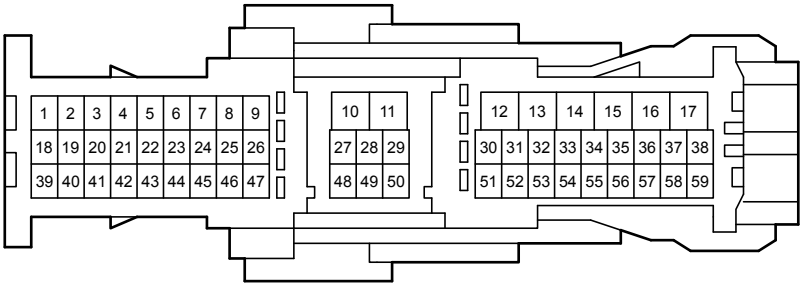

F 79
White

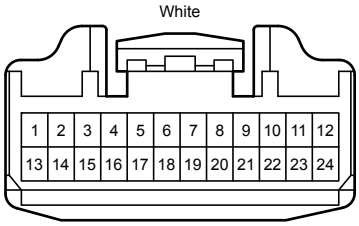

F 90
White

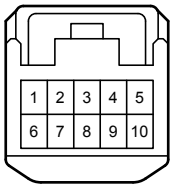

K 19
White



K 21
Black

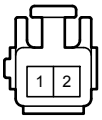

K 31
White

L 12
Black

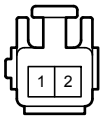

z 49
Black

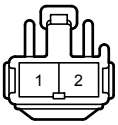

z 50
Black



z 51
Black

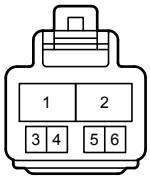

z 52
Black

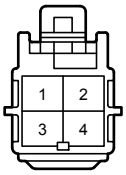

z 53
White

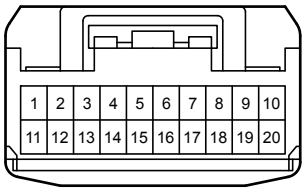

z 54
White

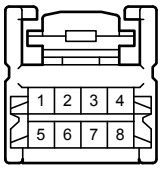

z 55
White

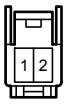

z 56
White

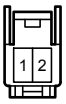

1H
White

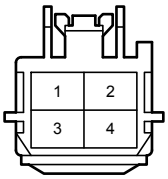

2B
White

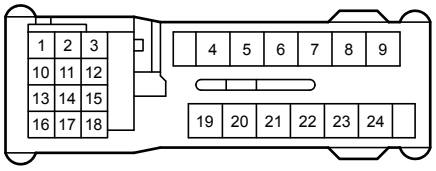

2C
White

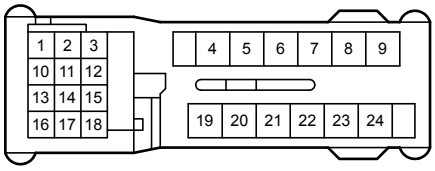

2D
White

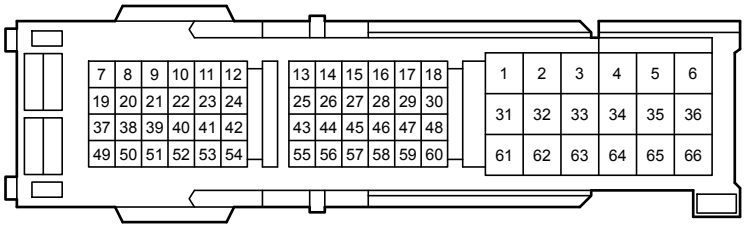

AA1
Gray

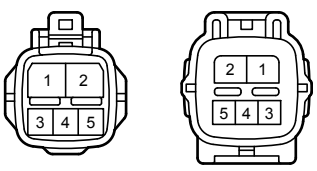

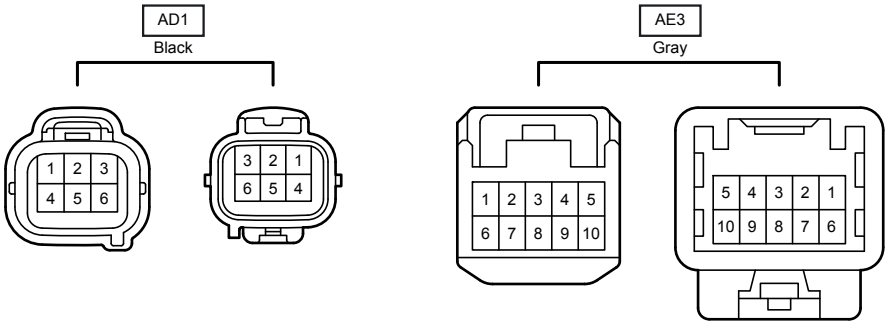
AD1
Black
1 2 3
4 5 6
3 2 1
6 5 4
AE3
Gray
1 2 3 4 5
6 7 8 9 10
5 4 3 2 1
10 9 8 7 6

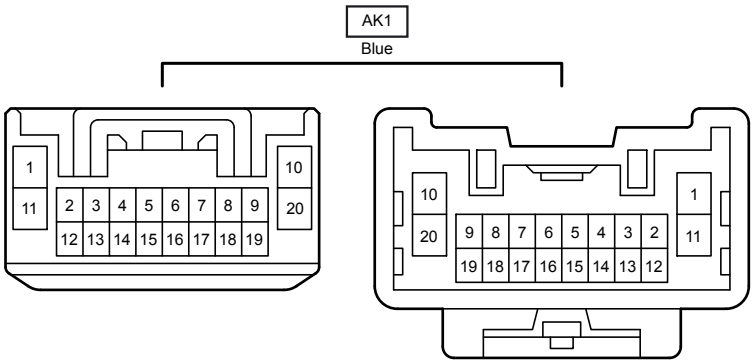
AK1
Blue
1
11
2 3 4 5 6 7 8 9
12 13 14 15 16 17 18 19
10
20
10
20
9 8 7 6 5 4 3 2
19 18 17 16 15 14 13 12
1
11

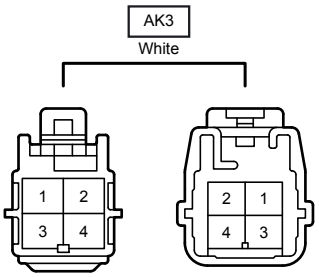
AK3
White
1 2
3 4
2 1
4 3

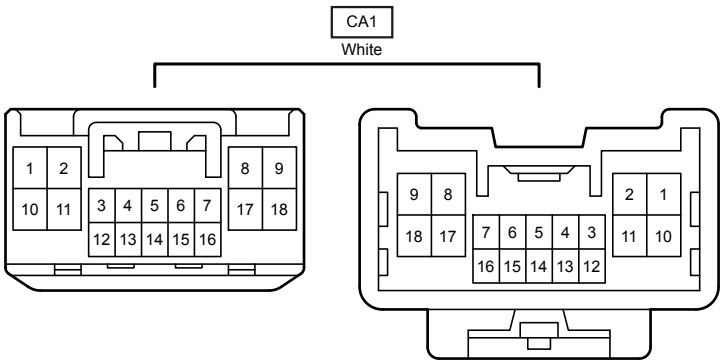
CA1
White
1 2
10 11
3 4 5 6 7
12 13 14 15 16
8 9
17 18
9 8
18 17
7 6 5 4 3
16 15 14 13 12
2 1
11 10

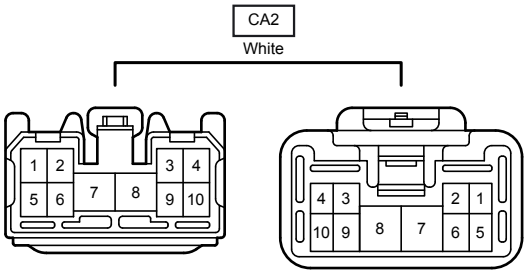
CA2
White
1 2
5 6
7
8
3 4
9 10
4 3
10 9
8
7
2 1
6 5

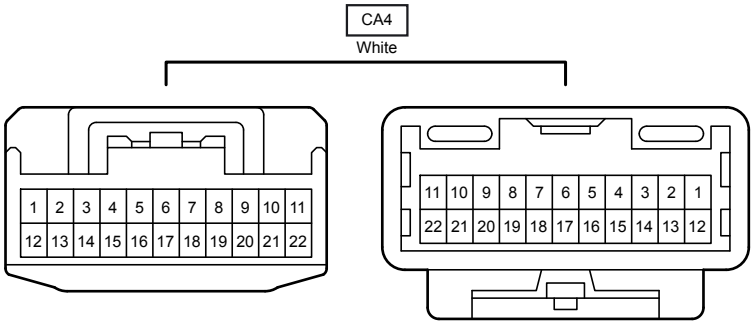
CA4
White
1 2 3 4 5 6 7 8 9 10 11
12 13 14 15 16 17 18 19 20 21 22
11 10 9 8 7 6 5 4 3 2 1
22 21 20 19 18 17 16 15 14 13 12

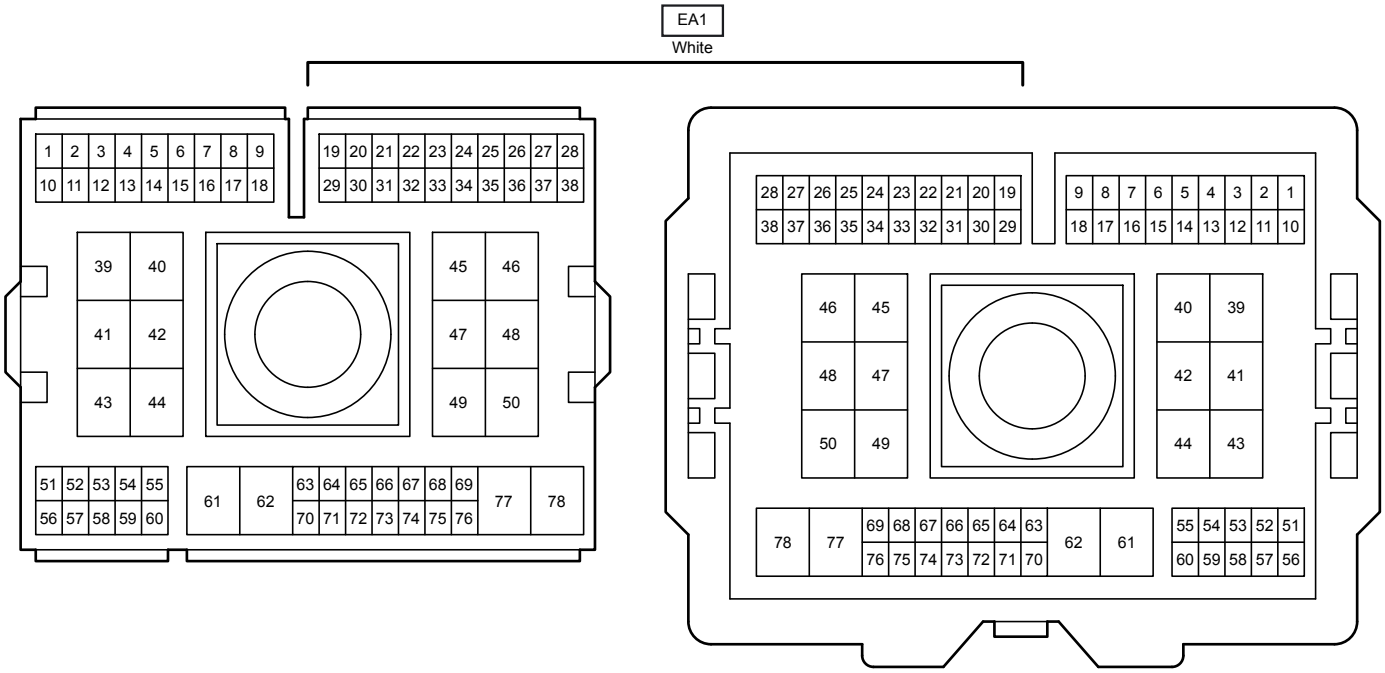
EA1
White

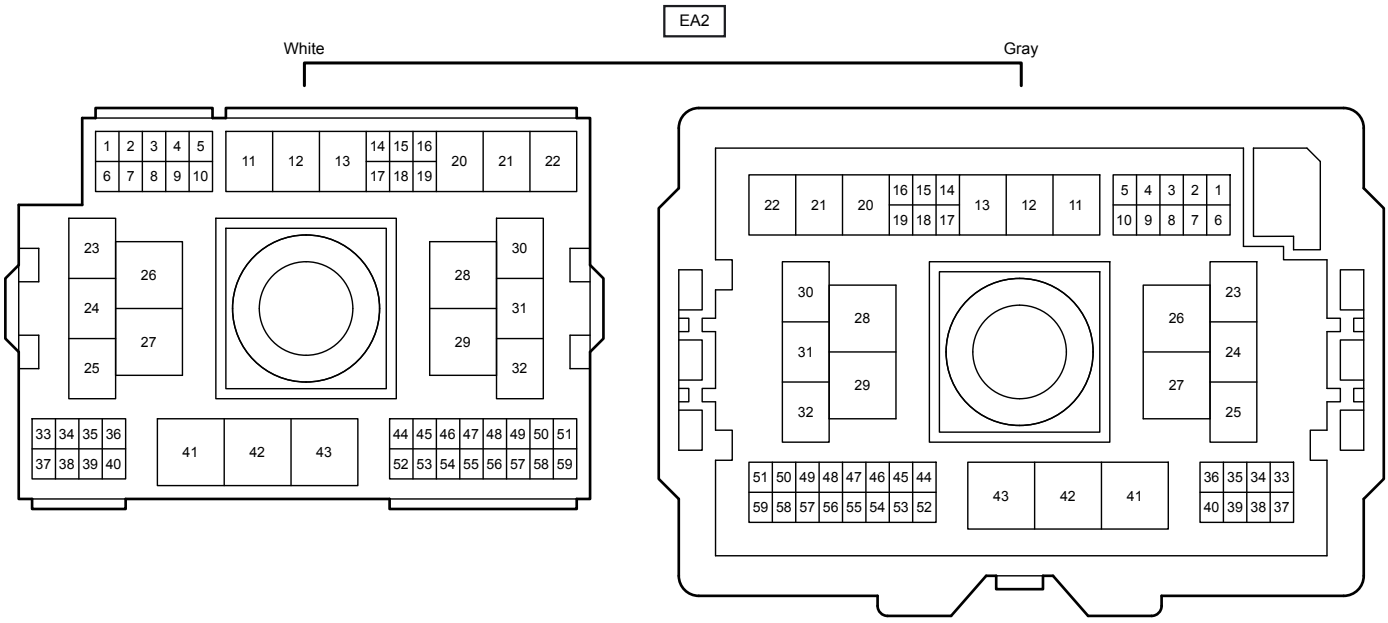
EA2
White
Gray

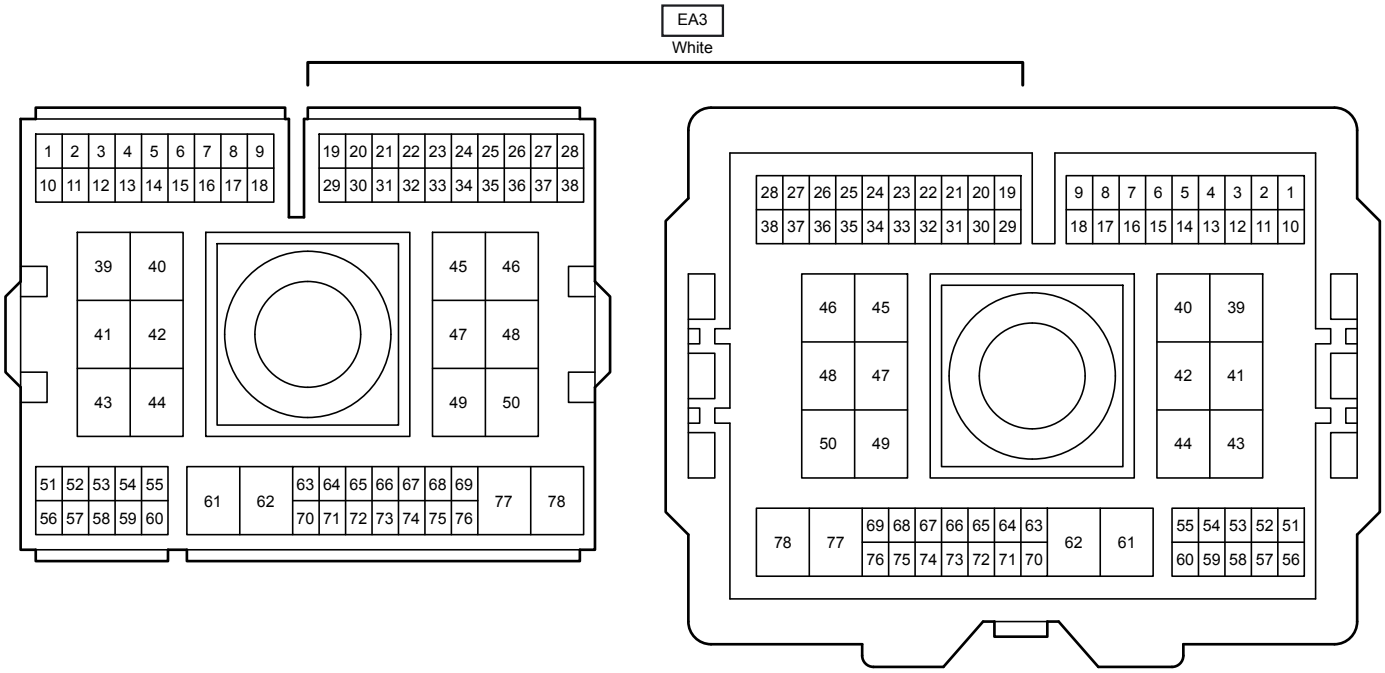
EA3
White
1 2 3 4 5 6 7 8 9
10 11 12 13 14 15 16 17 18
19 20 21 22 23 24 25 26 27 28
29 30 31 32 33 34 35 36 37 38
39 40
41 42
43 44
45 46
47 48
49 50
51 52 53 54 55
56 57 58 59 60
61 62
63 64 65 66 67 68 69
70 71 72 73 74 75 76
77 78
28 27 26 25 24 23 22 21 20 19
38 37 36 35 34 33 32 31 30 29
9 8 7 6 5 4 3 2 1
18 17 16 15 14 13 12 11 10
46 45
48 47
50 49
40 39
42 41
44 43
78 77
69 68 67 66 65 64 63
76 75 74 73 72 71 70
62 61
55 54 53 52 51
60 59 58 57 56

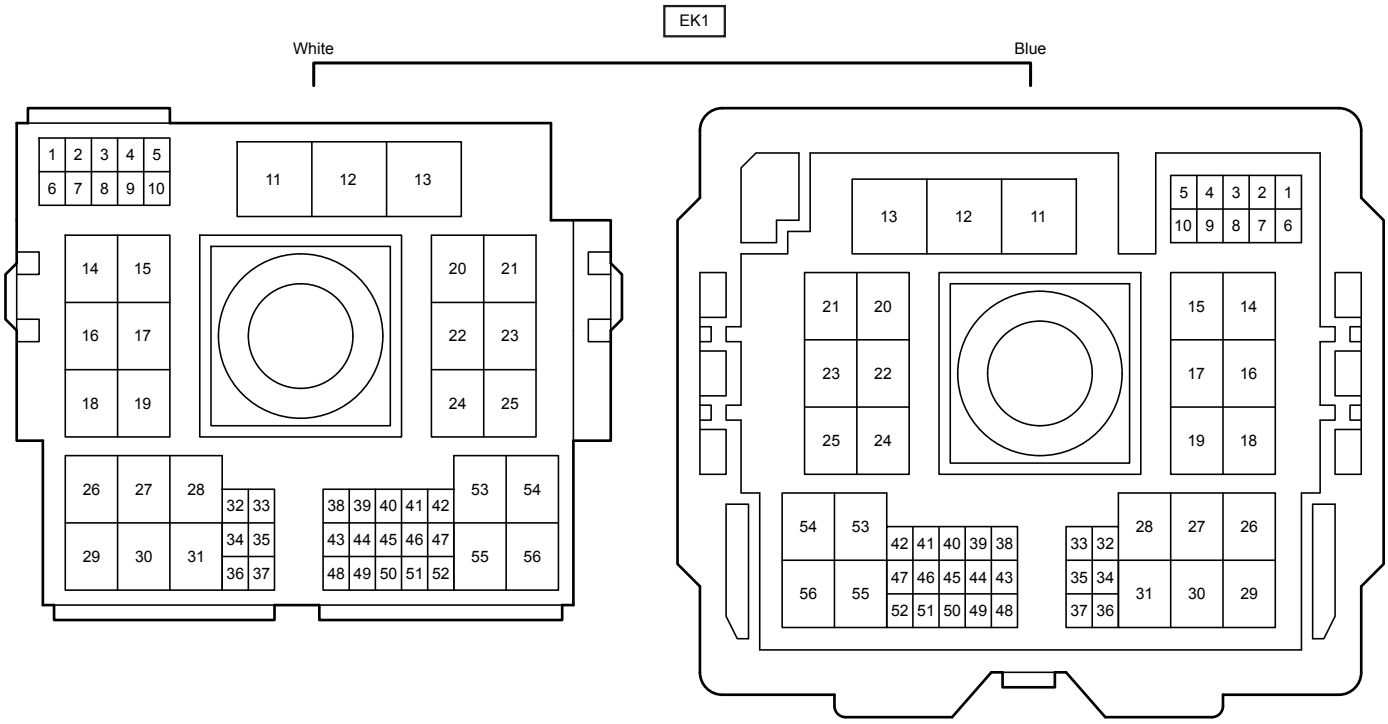
EK1
White
Blue
1 2 3 4 5
6 7 8 9 10
11 12 13
14 15
16 17
18 19
20 21
22 23
24 25
26 27 28
29 30 31
32 33
34 35
36 37
38 39 40 41 42
43 44 45 46 47
48 49 50 51 52
53 54
55 56
13 12 11
5 4 3 2 1
10 9 8 7 6
21 20
23 22
25 24
15 14
17 16
19 18
54 53
56 55
42 41 40 39 38
47 46 45 44 43
52 51 50 49 48
33 32
35 34
37 36
28 27 26
31 30 29

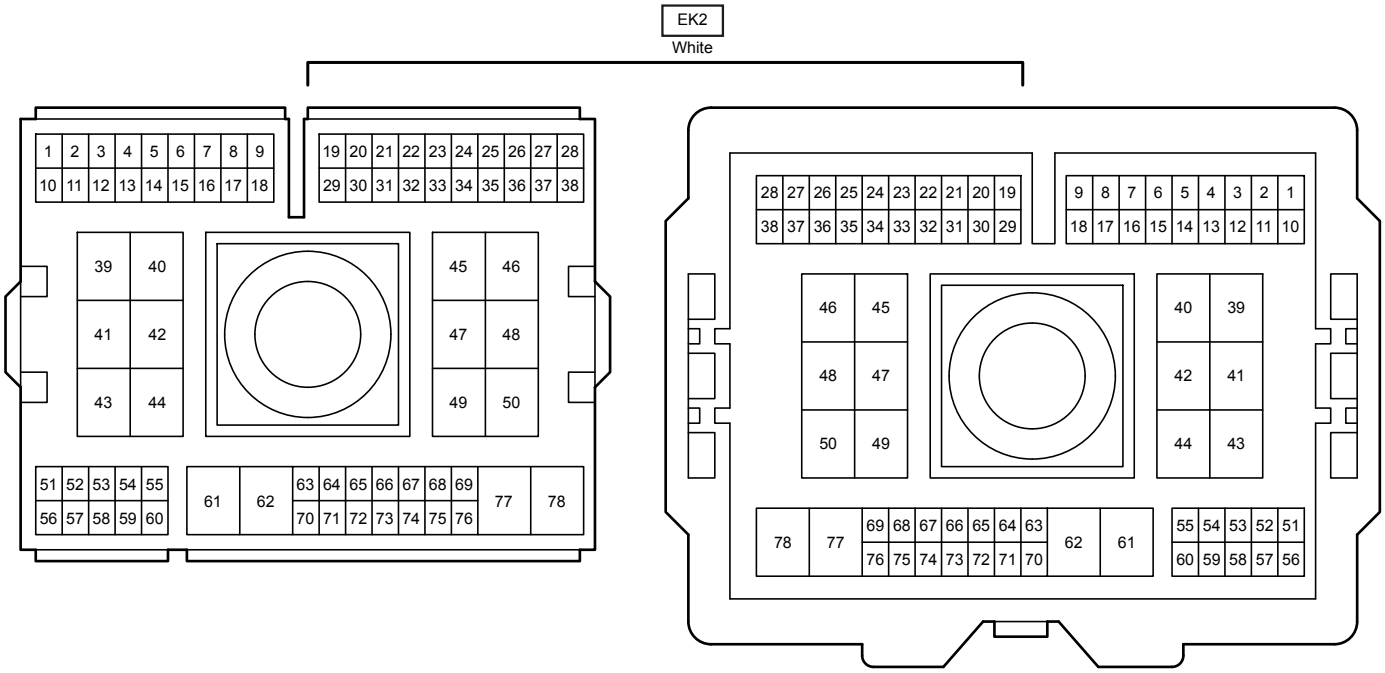
EK2
White

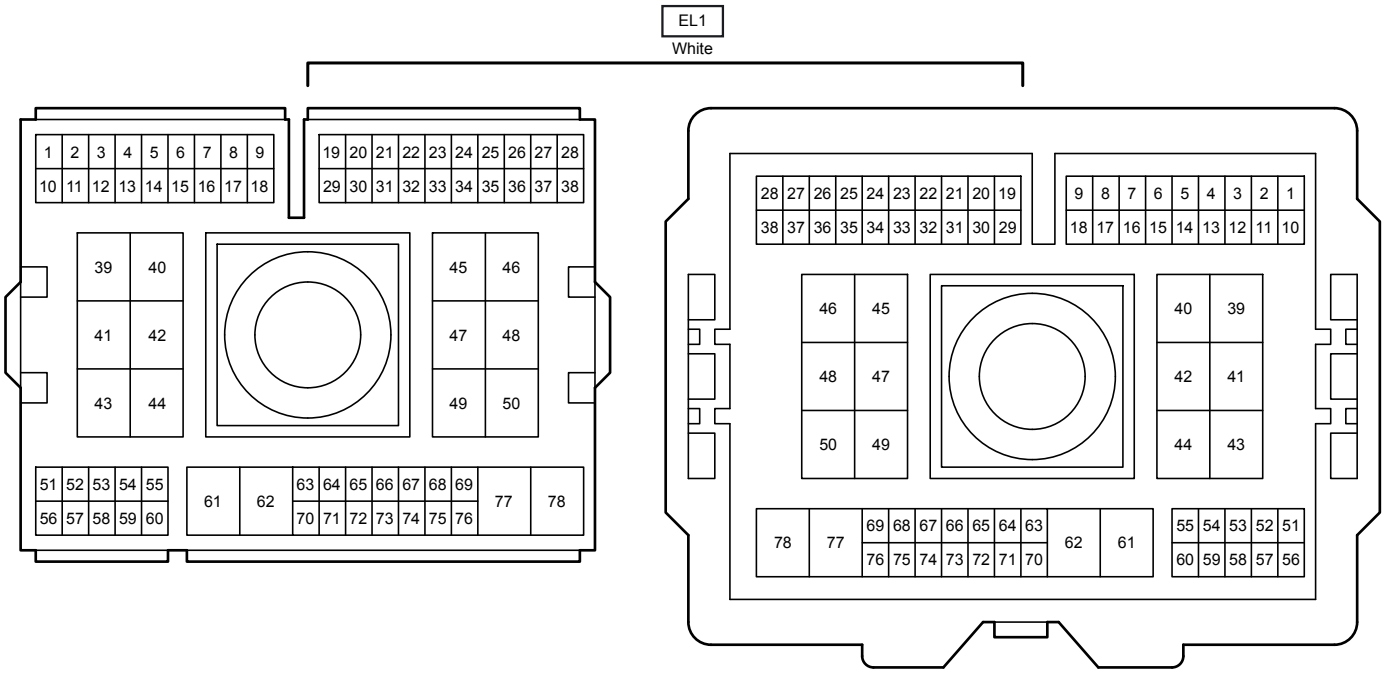
EL1
White

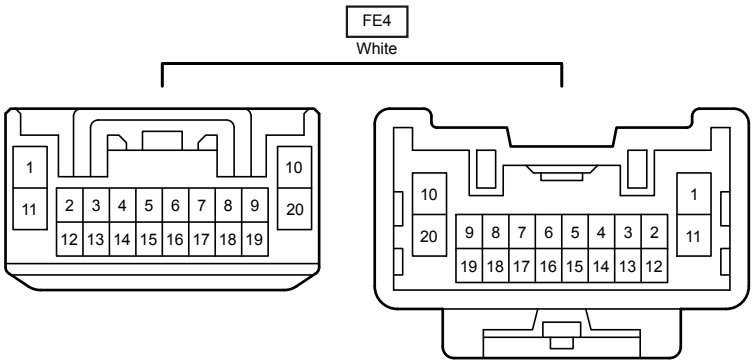
FE4
White

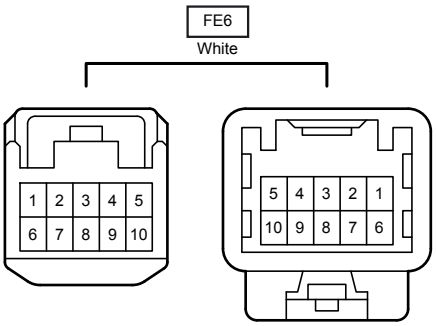
FE6
White

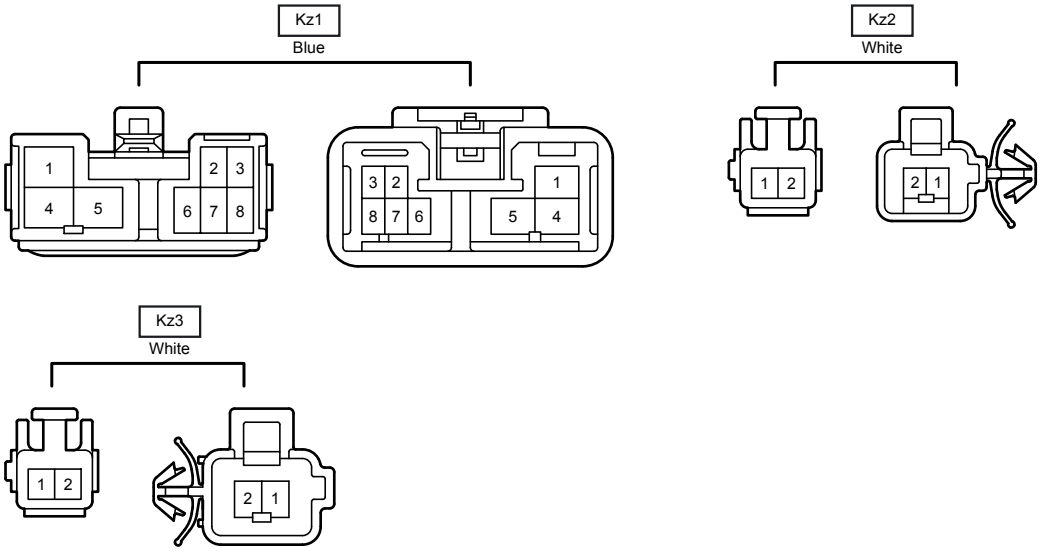
Kz1
Blue
1
2
3
4
5
6
7
8
3
2
8
7
6
1
5
4
Kz2
White
1
2
2
1
Kz3
White
1
2
2
1