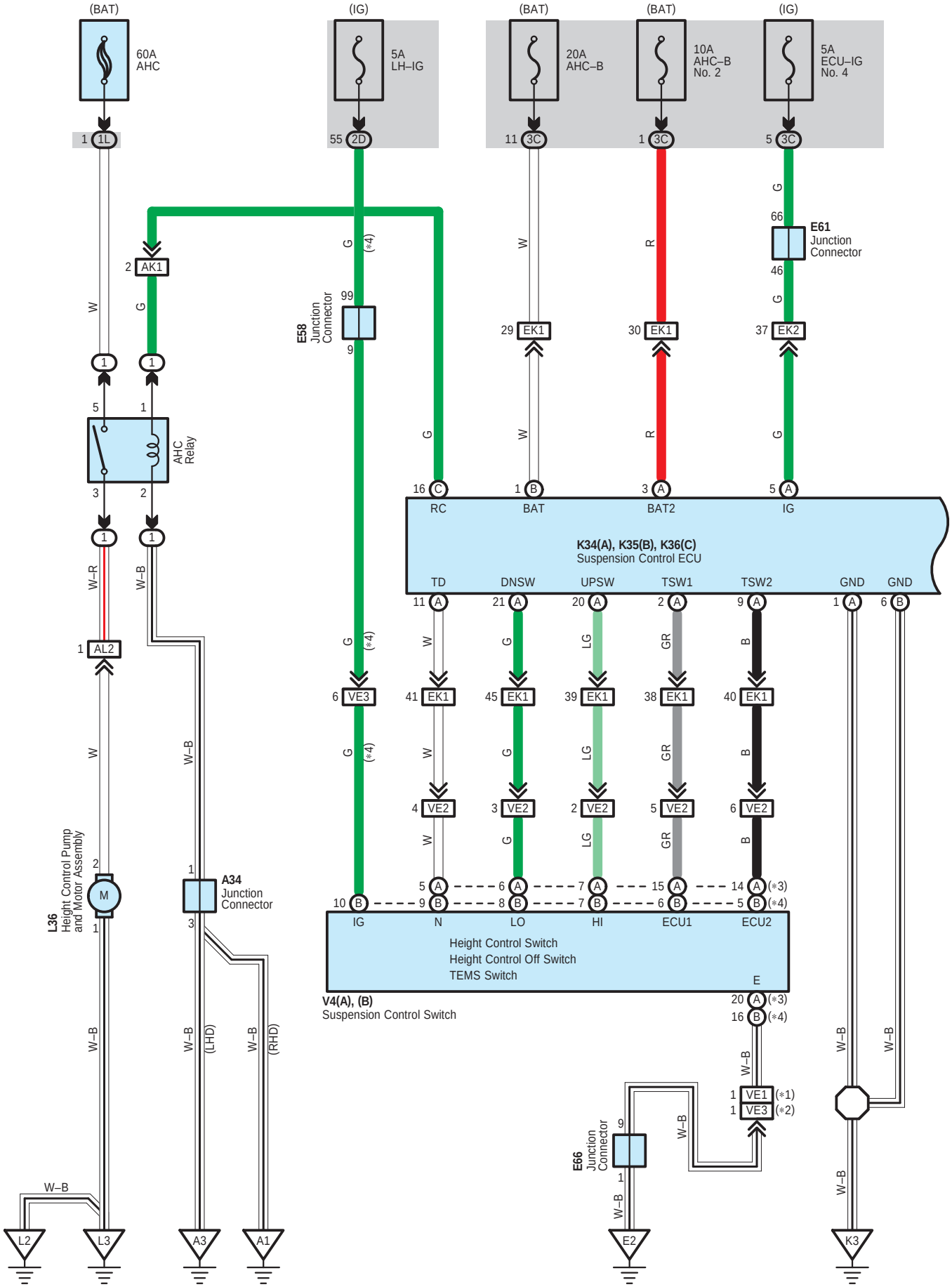
(BAT)
60A
AHC
(IG)
5A
LH–IG
(BAT)
20A
AHC–B
(BAT)
10A
AHC–B
No. 2
(IG)
5A
ECU–IG
No. 4
1 1L
55 2D
11 3C
1 3C
5 3C
2 AK1
E58
Junction
Connector
99
9
29 EK1
30 EK1
66
E61
Junction
Connector
46
37 EK2
AHC
Relay
16 C
RC
1 B
BAT
3 A
BAT2
5 A
IG
K34(A), K35(B), K36(C)
Suspension Control ECU
TD
DNSW
UPSW
TSW1
TSW2
GND
GND
11 A
21 A
20 A
2 A
9 A
1 A
6 B
1 AL2
6 VE3
41 EK1
45 EK1
39 EK1
38 EK1
40 EK1
4 VE2
3 VE2
2 VE2
5 VE2
6 VE2
L36
Height Control Pump
and Motor Assembly
A34
Junction
Connector
10 B
IG
9 B
N
8 B
LO
7 B
HI
6 B
ECU1
5 B
ECU2
5 A
6 A
7 A
15 A
14 A
Height Control Switch
Height Control Off Switch
TEMS Switch
V4(A), (B)
Suspension Control Switch
E
20 A
16 B
1 VE1
1 VE3
E66
Junction
Connector
9
1
W–B
(LHD)
(RHD)
L2
L3
A3
A1
E2
K3

* 1 : Before Jul. 2009 Production
* 2 : From Jul. 2009 Production
* 3 : Before Jan. 2012 Production
* 4 : From Jan. 2012 Production

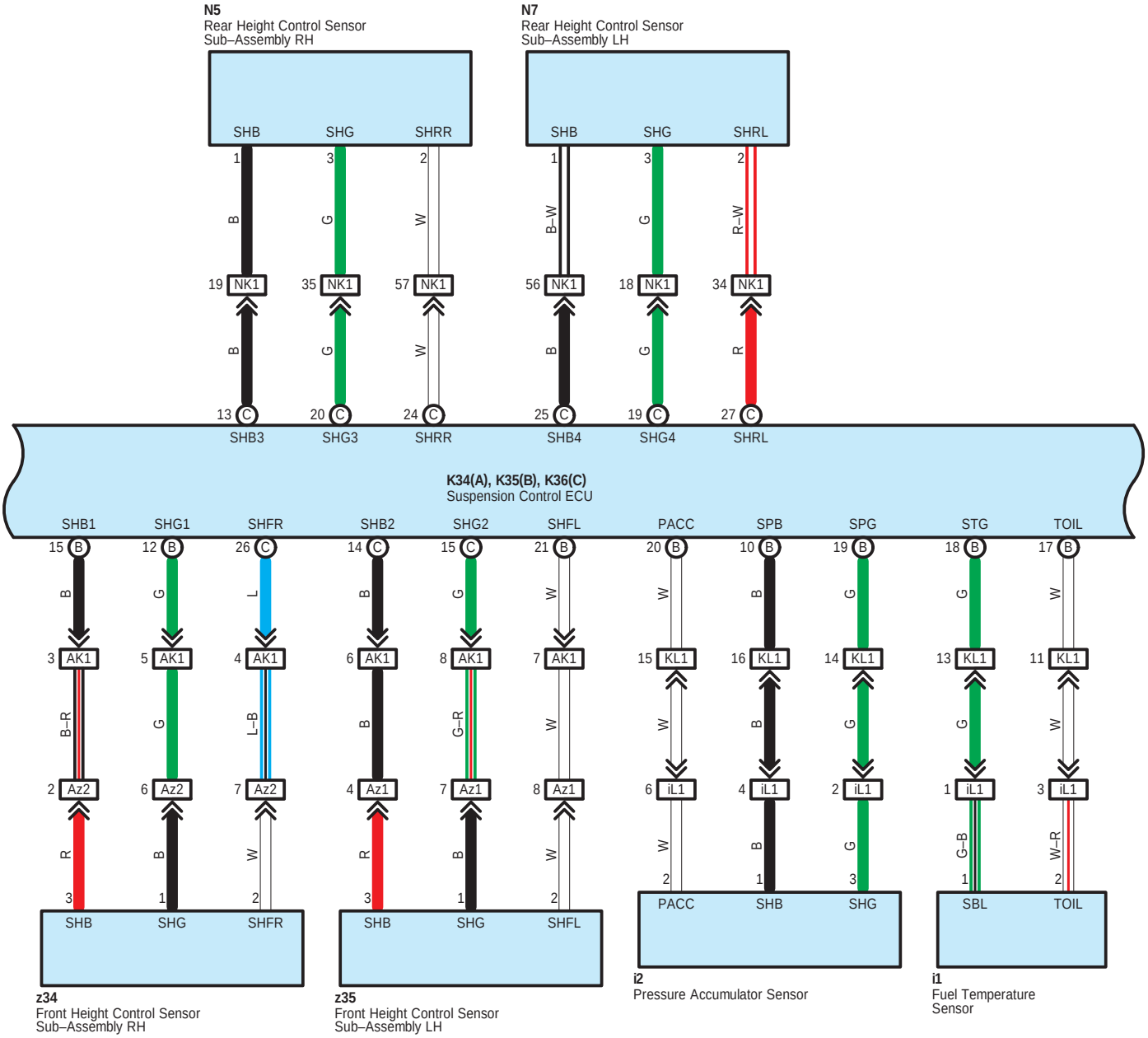

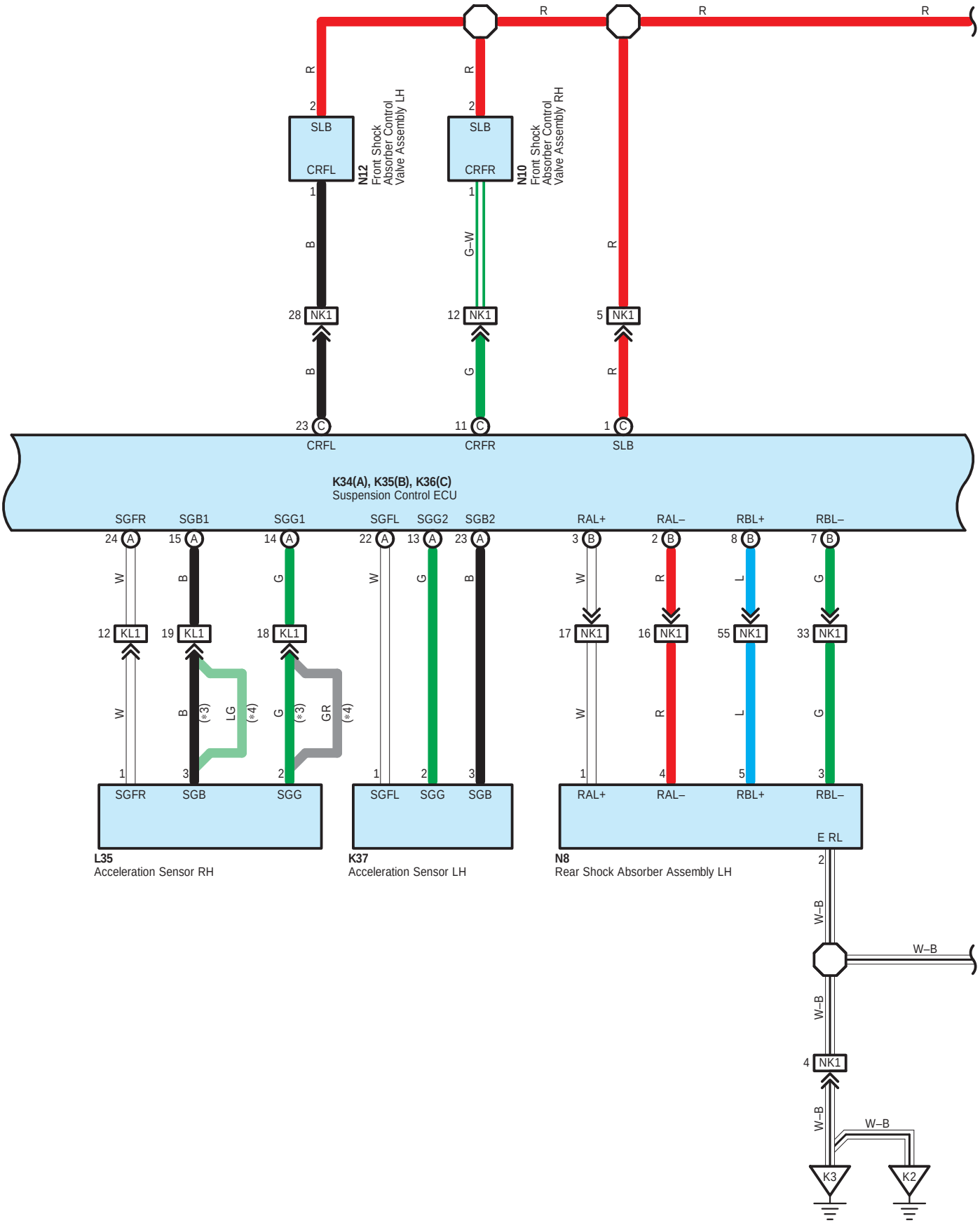
R
R
R
R
2
SLB
CRFL
1
N12
Front Shock Absorber Control Valve Assembly LH
R
2
SLB
CRFR
1
N10
Front Shock Absorber Control Valve Assembly RH
B
G–W
R
28 NK1
12 NK1
5 NK1
B
G
R
23 C
11 C
1 C
CRFL
CRFR
SLB
K34(A), K35(B), K36(C)
Suspension Control ECU
SGFR
SGB1
SGG1
SGFL
SGG2
SGB2
RAL+
RAL–
RBL+
RBL–
24 A
15 A
14 A
22 A
13 A
23 A
3 B
2 B
8 B
7 B
W
B
G
W
G
B
W
R
L
G
12 KL1
19 KL1
18 KL1
17 NK1
16 NK1
55 NK1
33 NK1
W
B
(*3)
LG
(*4)
G
(*3)
GR
(*4)
W
R
L
G
1
3
2
1
2
3
1
4
5
3
SGFR
SGB
SGG
SGFL
SGG
SGB
RAL+
RAL–
RBL+
RBL–
E RL
L35
Acceleration Sensor RH
K37
Acceleration Sensor LH
N8
Rear Shock Absorber Assembly LH
2
W–B
W–B
W–B
4 NK1
W–B
W–B
K3
K2

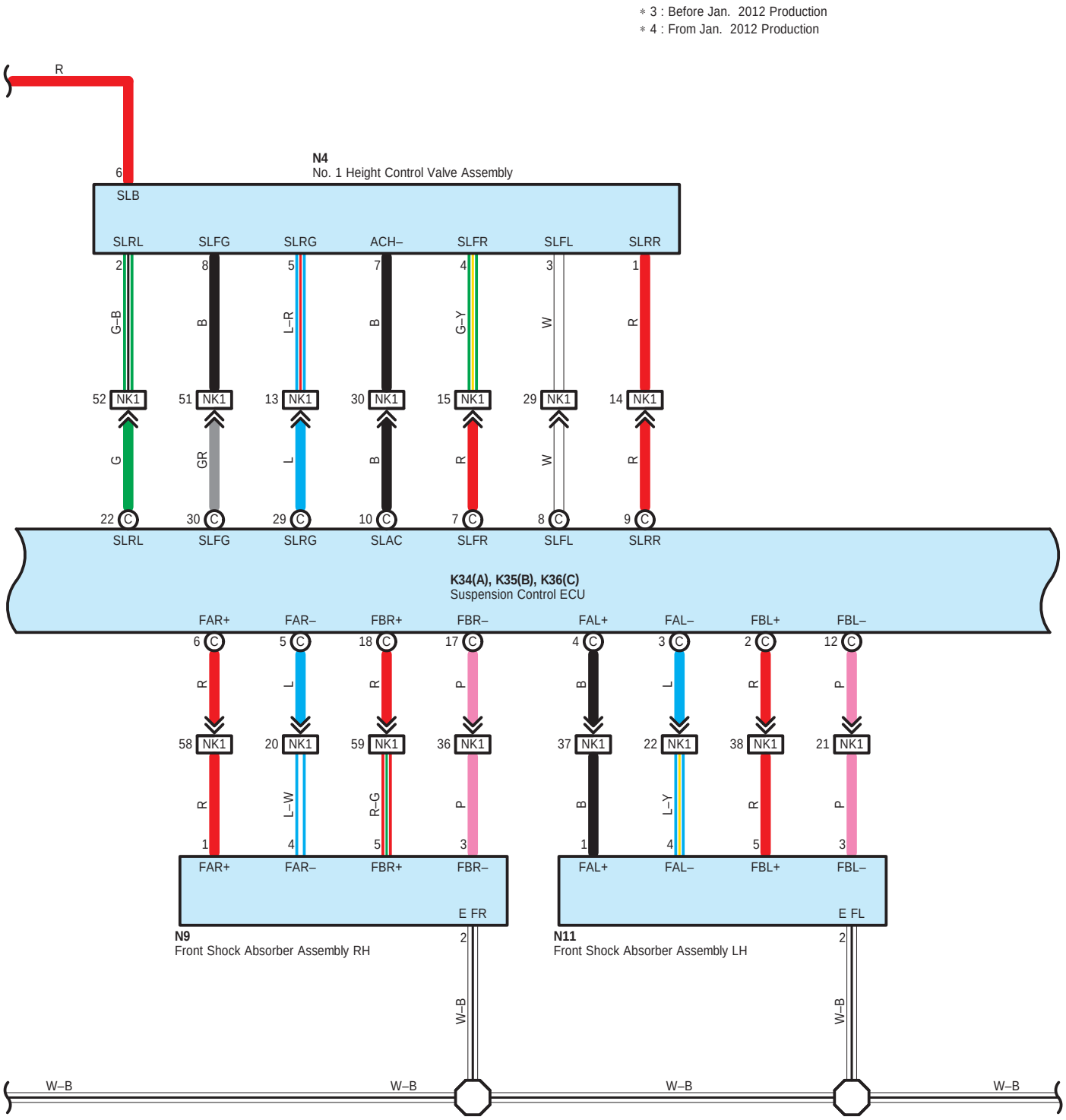
* 3 : Before Jan. 2012 Production
* 4 : From Jan. 2012 Production
R
6
N4
No. 1 Height Control Valve Assembly
SLB
SLRL
SLFG
SLRG
ACH–
SLFR
SLFL
SLRR
2
8
5
7
4
3
1
G–B
B
L–R
B
G–Y
W
R
52 NK1
51 NK1
13 NK1
30 NK1
15 NK1
29 NK1
14 NK1
G
GR
L
B
R
W
R
22 C
30 C
29 C
10 C
7 C
8 C
9 C
SLRL
SLFG
SLRG
SLAC
SLFR
SLFL
SLRR
K34(A), K35(B), K36(C)
Suspension Control ECU
FAR+
FAR–
FBR+
FBR–
FAL+
FAL–
FBL+
FBL–
6 C
5 C
18 C
17 C
4 C
3 C
2 C
12 C
R
L
R
P
B
L
R
P
58 NK1
20 NK1
59 NK1
36 NK1
37 NK1
22 NK1
38 NK1
21 NK1
R
L–W
R–G
P
B
L–Y
R
P
1
4
5
3
1
4
5
3
FAR+
FAR–
FBR+
FBR–
E FR
FAL+
FAL–
FBL+
FBL–
E FL
N9
Front Shock Absorber Assembly RH
N11
Front Shock Absorber Assembly LH
2
2
W–B
W–B
W–B
W–B
W–B
W–B

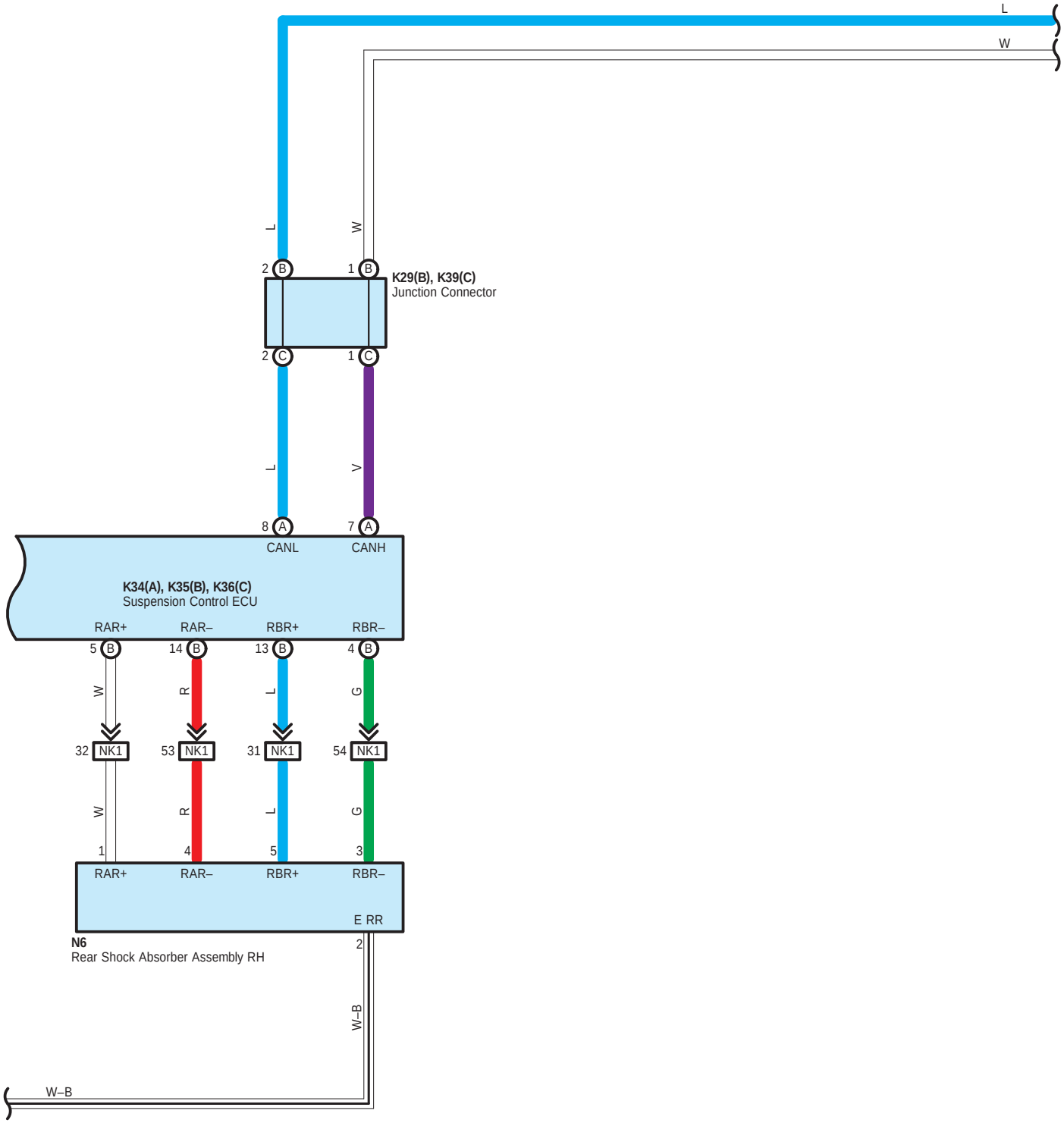
L
W
L
W
2 B
1 B
K29(B), K39(C)
Junction Connector
2 C
1 C
L
V
8 A
7 A
CANL
CANH
K34(A), K35(B), K36(C)
Suspension Control ECU
RAR+
RAR–
RBR+
RBR–
5 B
14 B
13 B
4 B
W
R
L
G
32 NK1
53 NK1
31 NK1
54 NK1
W
R
L
G
1
4
5
3
RAR+
RAR–
RBR+
RBR–
E RR
N6
Rear Shock Absorber Assembly RH
2
W–B
W–B

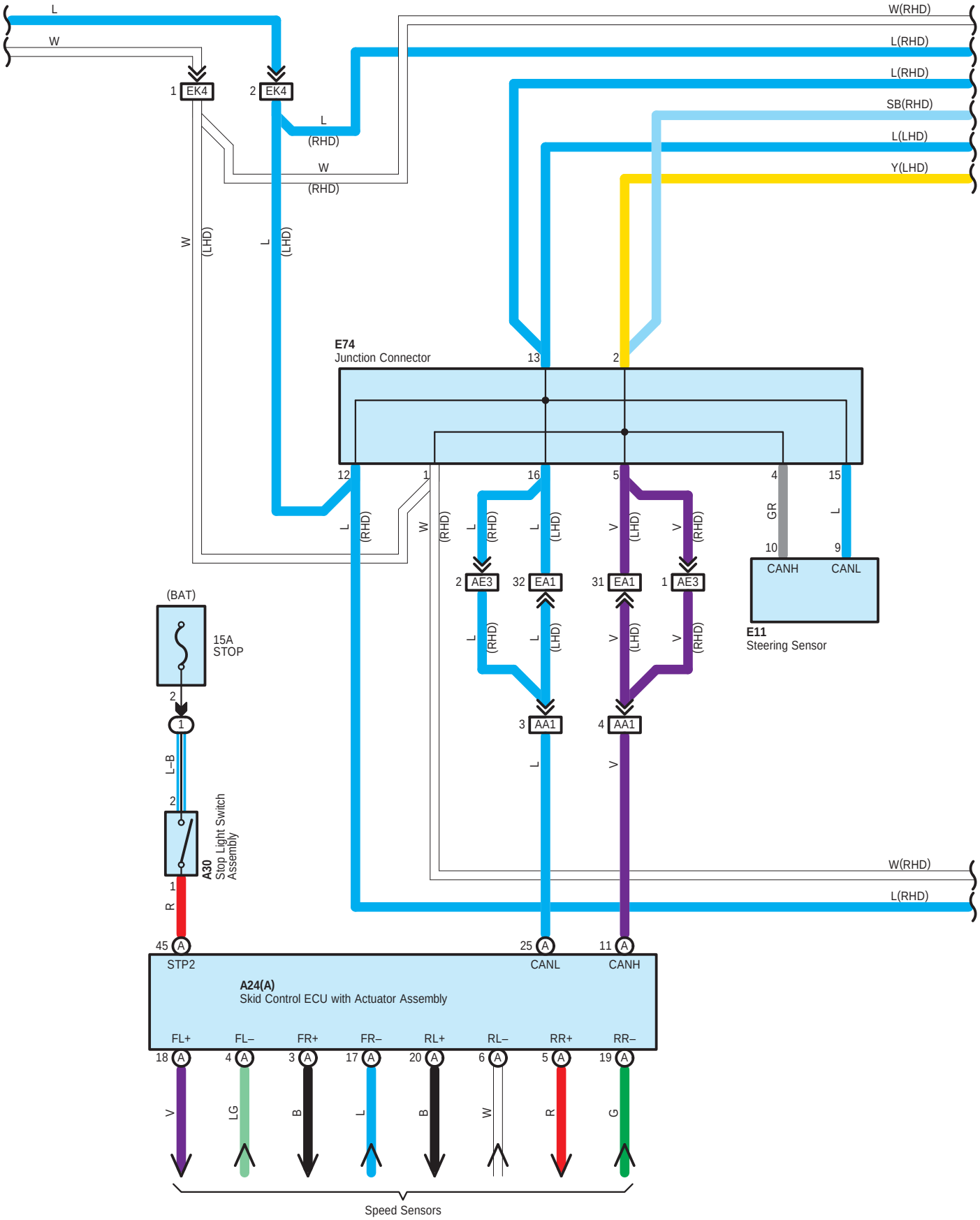
L
W
1 EK4
2 EK4
L (RHD)
W (RHD)
W (LHD)
L (LHD)
W(RHD)
L(RHD)
L(RHD)
SB(RHD)
L(LHD)
Y(LHD)
E74
Junction Connector
13
2
12
1
16
5
4
15
L (RHD)
W (RHD)
L (RHD)
L (LHD)
V (LHD)
V (RHD)
GR
L
10
9
CANH
CANL
2 AE3
32 EA1
31 EA1
1 AE3
E11
Steering Sensor
L (RHD)
L (LHD)
V (LHD)
V (RHD)
3 AA1
4 AA1
L
V
(BAT)
15A
STOP
2
1
L–B
2
A30
Stop Light Switch
Assembly
1
R
W(RHD)
L(RHD)
45 A
25 A
11 A
STP2
CANL
CANH
A24(A)
Skid Control ECU with Actuator Assembly
FL+
FL–
FR+
FR–
RL+
RL–
RR+
RR–
18 A
4 A
3 A
17 A
20 A
6 A
5 A
19 A
V
LG
B
L
B
W
R
G
Speed Sensors

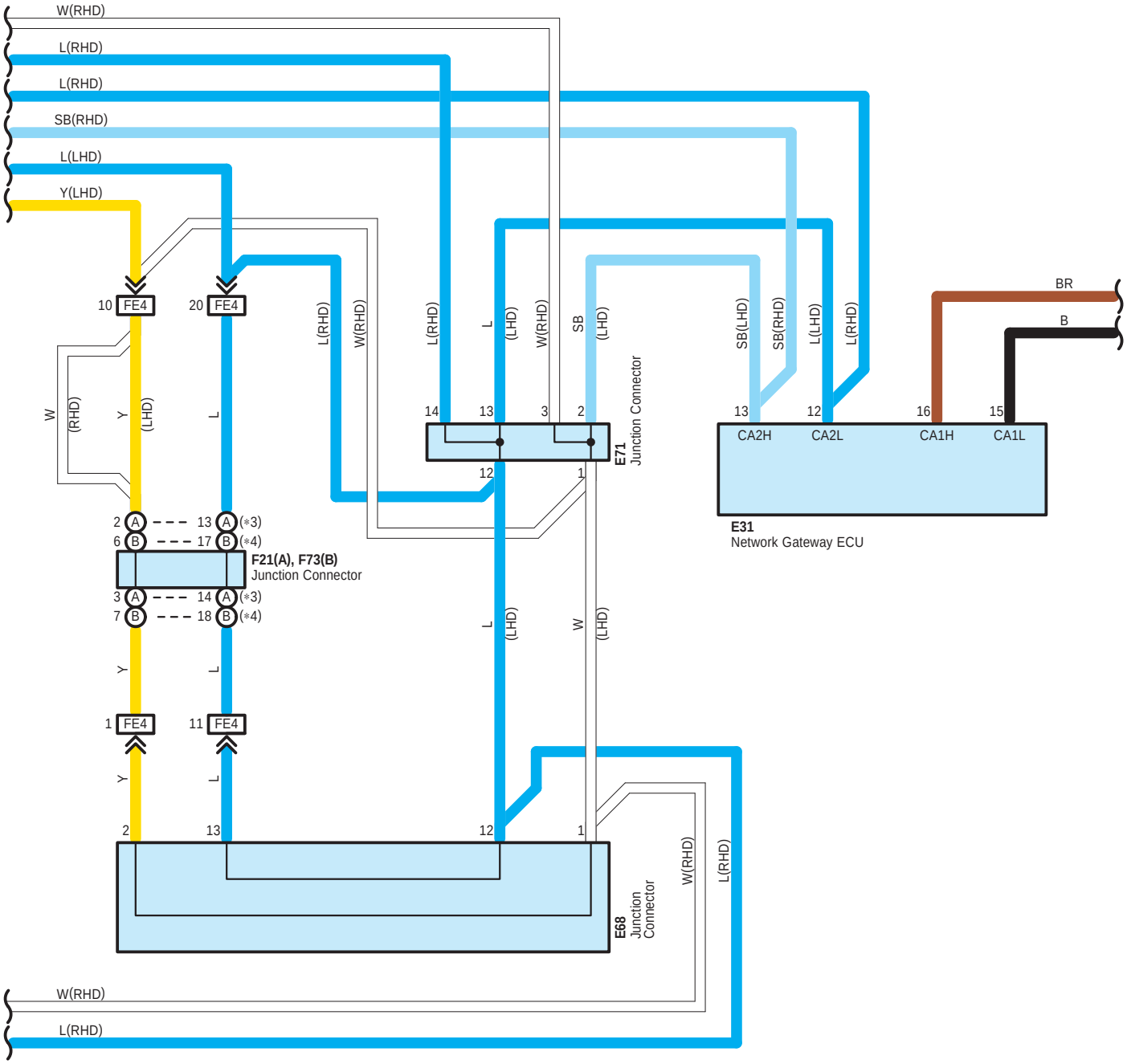

* 3 : Before Jan. 2012 Production
* 4 : From Jan. 2012 Production
* 5 : 1VD–FTV w/ DPF
* 6 : 1VD–FTV w/o DPF

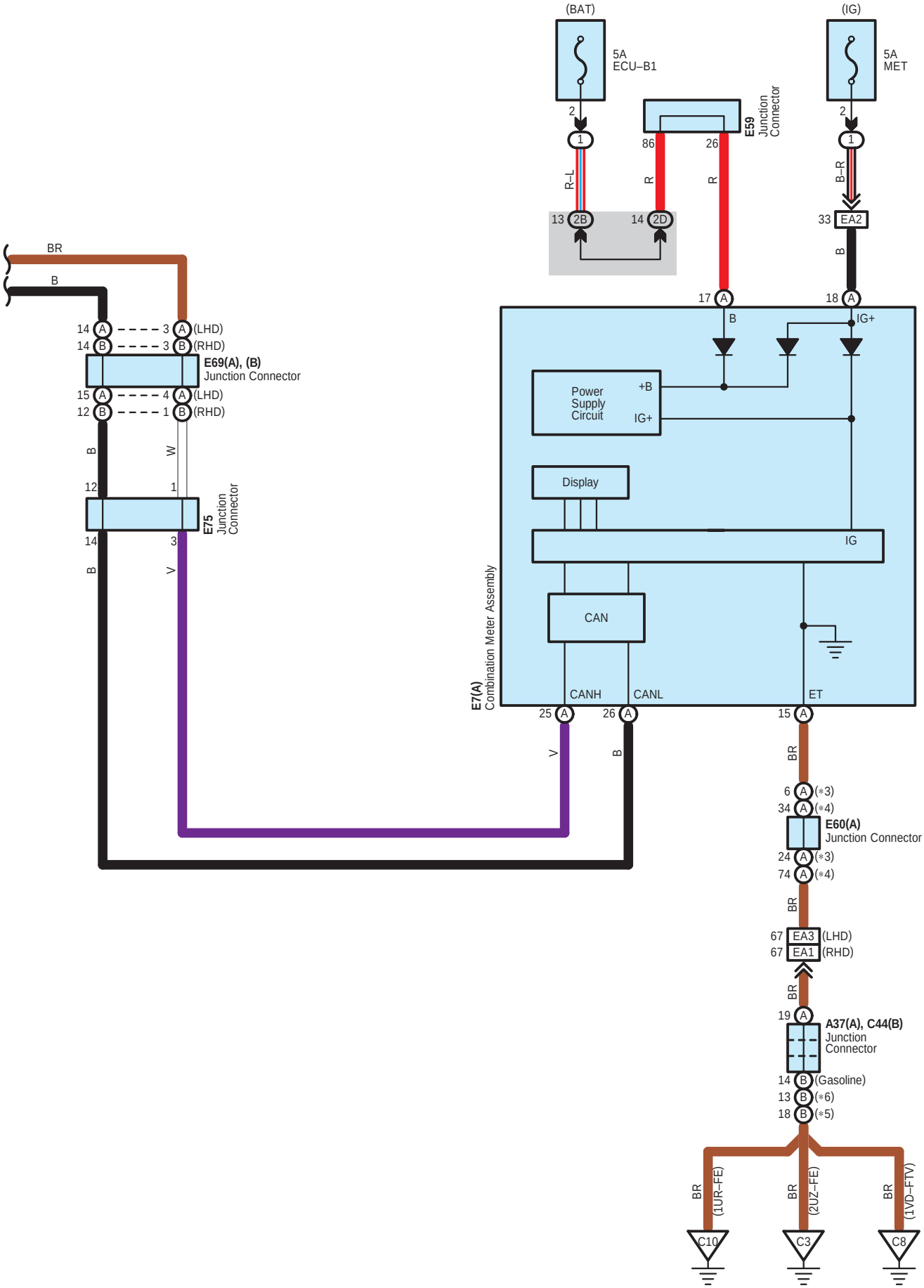
(BAT)
5A
ECU–B1
(IG)
5A
MET
E59
Junction
Connector
86
26
R–L
R
R
B–R
13 2B
14 2D
33 EA2
B
BR
B
17 A
18 A
B
IG+
14 A 3 A (LHD)
14 B 3 B (RHD)
E69(A), (B)
Junction Connector
15 A 4 A (LHD)
12 B 1 B (RHD)
Power
Supply
Circuit
+B
IG+
Display
IG
CAN
E7(A)
Combination Meter Assembly
CANH
CANL
ET
25 A
26 A
15 A
E75
Junction
Connector
6 A (*3)
34 A (*4)
E60(A)
Junction Connector
24 A (*3)
74 A (*4)
67 EA3 (LHD)
67 EA1 (RHD)
19 A
A37(A), C44(B)
Junction
Connector
14 B (Gasoline)
13 B (*6)
18 B (*5)
(1UR–FE)
(2UZ–FE)
(1VD–FTV)
C10
C3
C8

A 24
Black

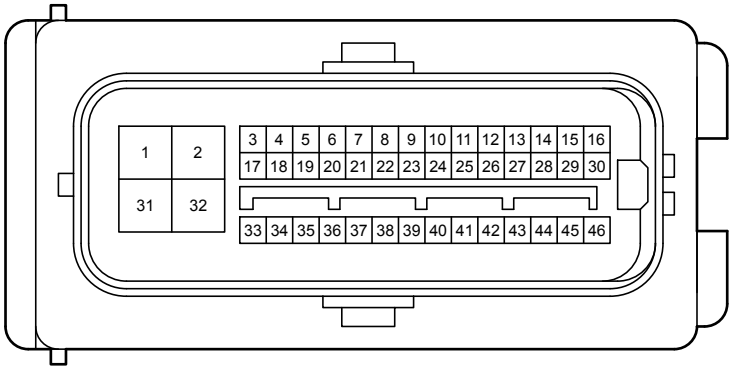

A 30
Gray

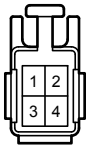

A 34
White

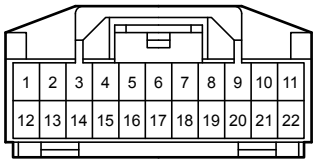

A 37
Blue

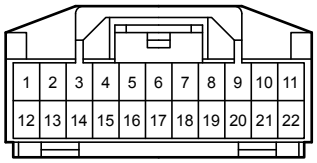

C 44
Blue

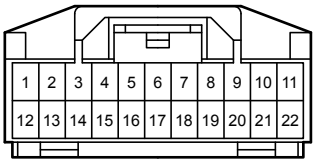

E 7
White

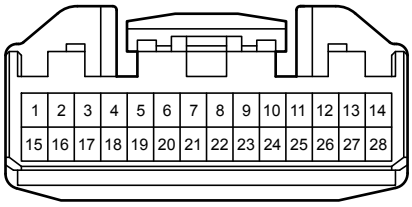

E 11
Gray

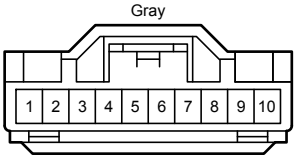

E 31
White

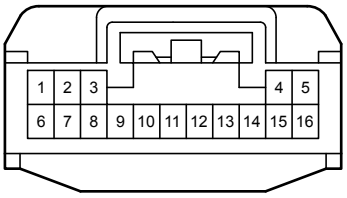

E 58

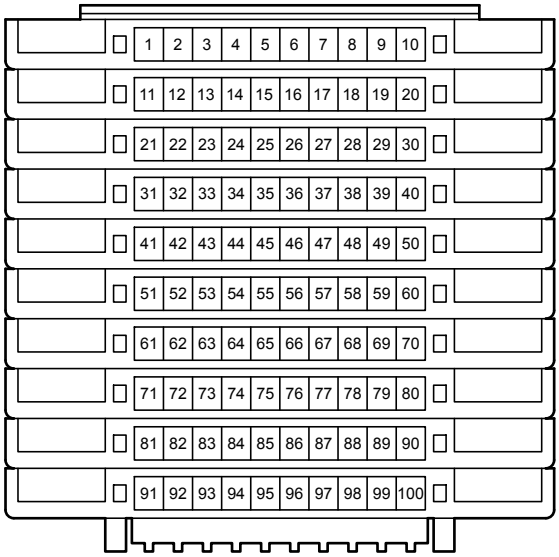

E 59

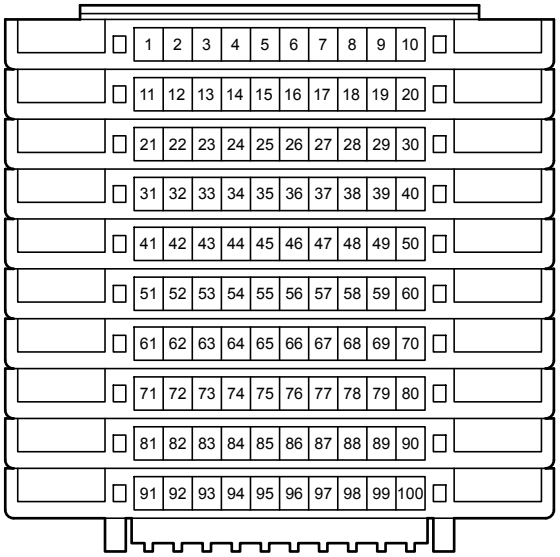

E 60

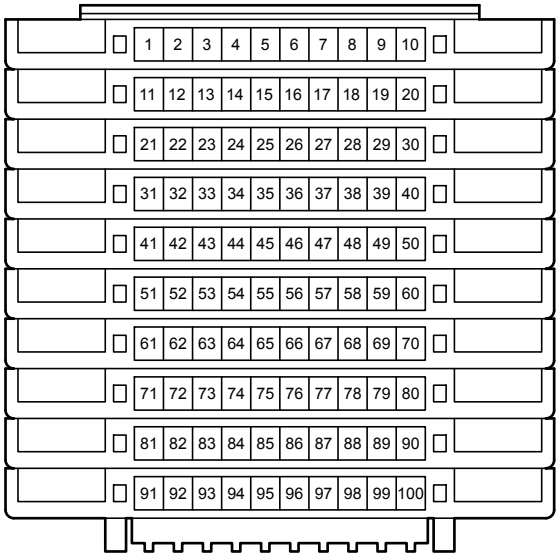

E 61

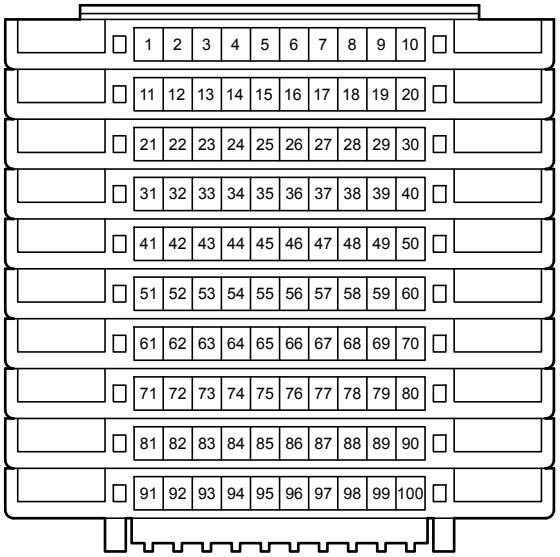

E 66
White

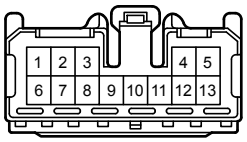

E 68
Gray

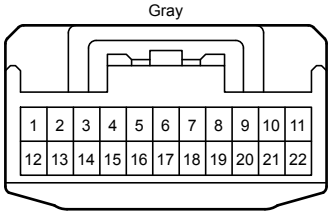

E 69
Gray

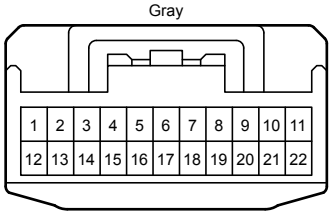

E 71
Gray

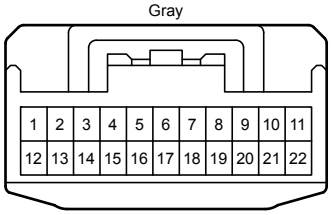

E 74
Gray

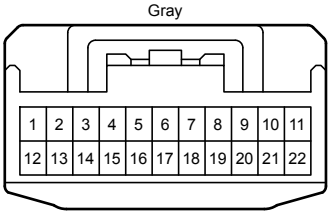

E 75
Gray

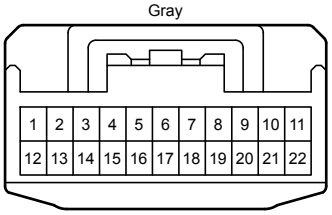

F 21
Black

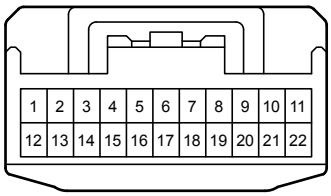

F 73
Blue

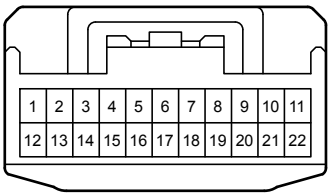

K 29
White

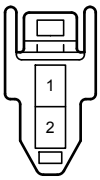

K 34
Black

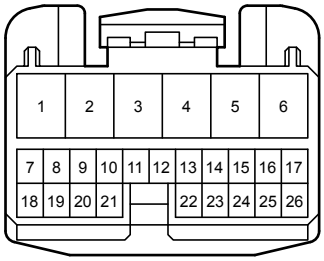

K 35
Black

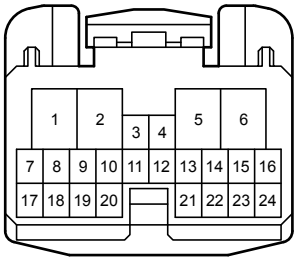

K 36
Black

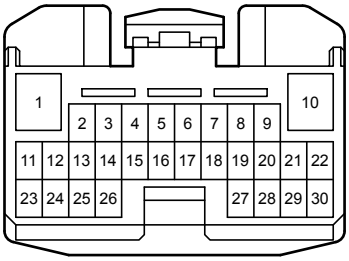

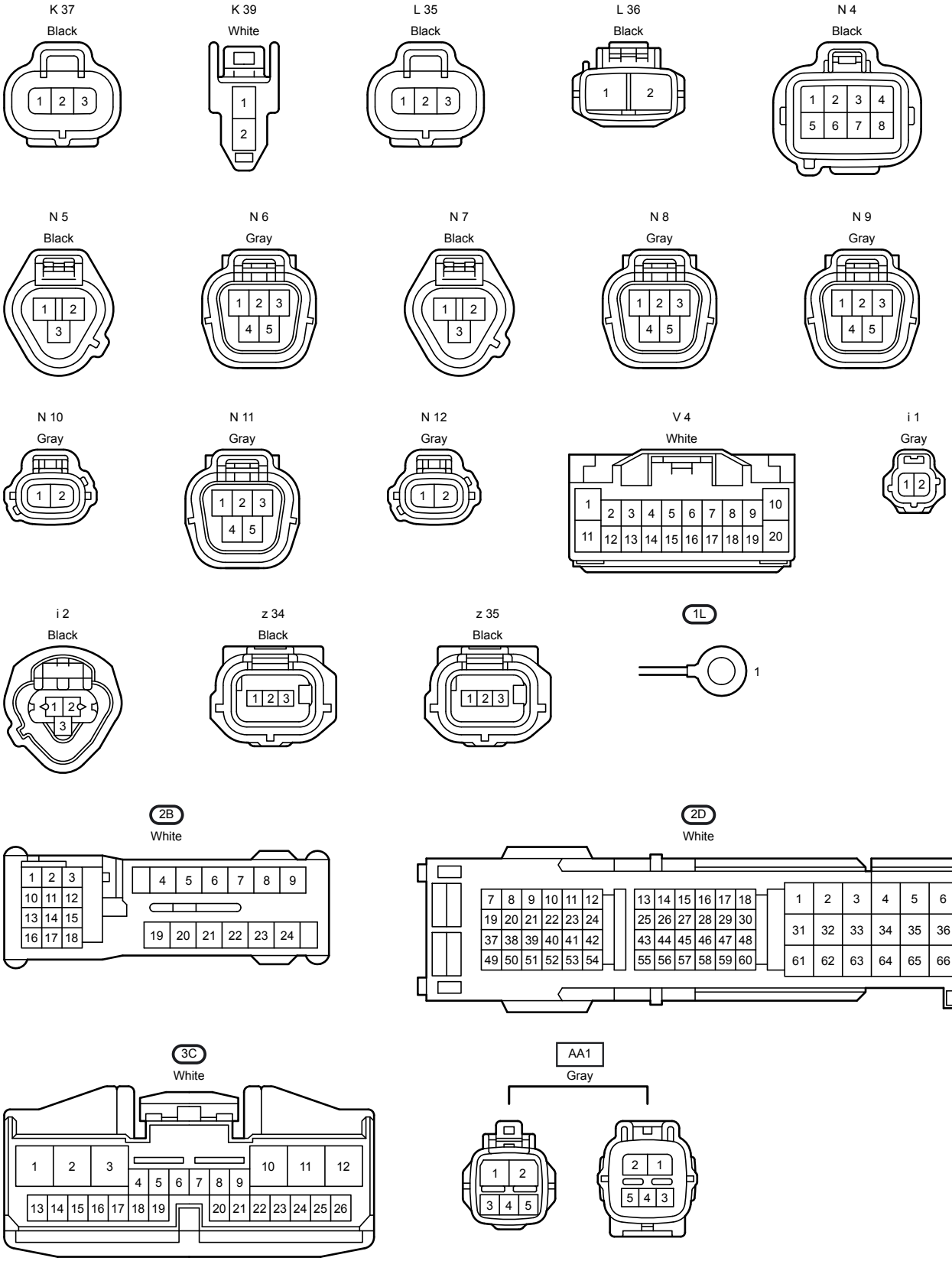
K 37
Black
K 39
White
L 35
Black
L 36
Black
N 4
Black
N 5
Black
N 6
Gray
N 7
Black
N 8
Gray
N 9
Gray
N 10
Gray
N 11
Gray
N 12
Gray
V 4
White
i 1
Gray
i 2
Black
z 34
Black
z 35
Black
1L
2B
White
2D
White
3C
White
AA1
Gray

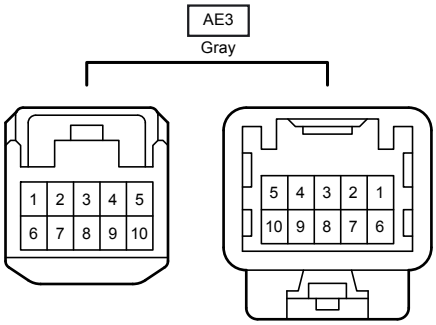
AE3
Gray
1 2 3 4 5
6 7 8 9 10
5 4 3 2 1
10 9 8 7 6

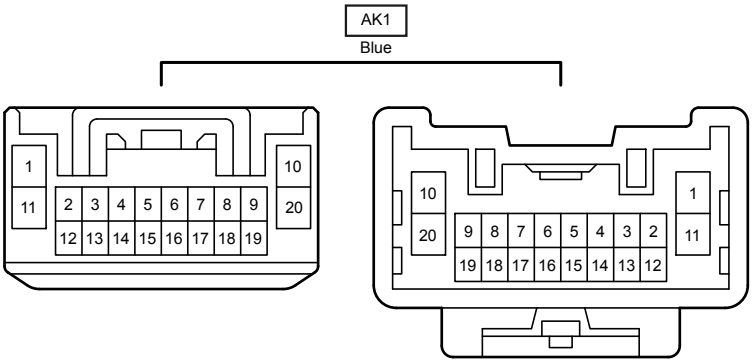
AK1
Blue
1 10
11 2 3 4 5 6 7 8 9 20
12 13 14 15 16 17 18 19
10 1
20 9 8 7 6 5 4 3 2 11
19 18 17 16 15 14 13 12

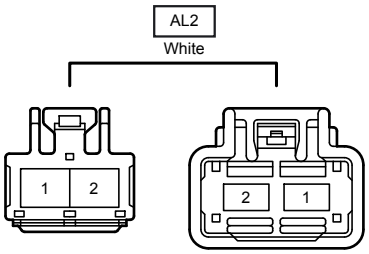
AL2
White
1 2
2 1

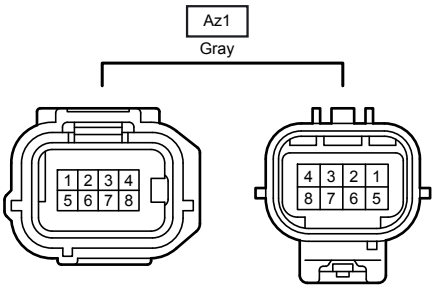
Az1
Gray
1 2 3 4
5 6 7 8
4 3 2 1
8 7 6 5

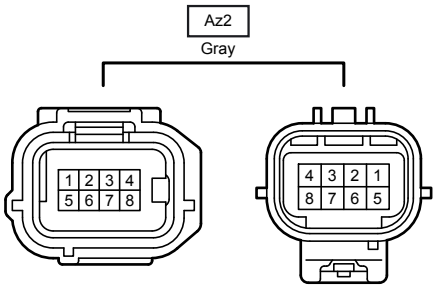
Az2
Gray
1 2 3 4
5 6 7 8
4 3 2 1
8 7 6 5

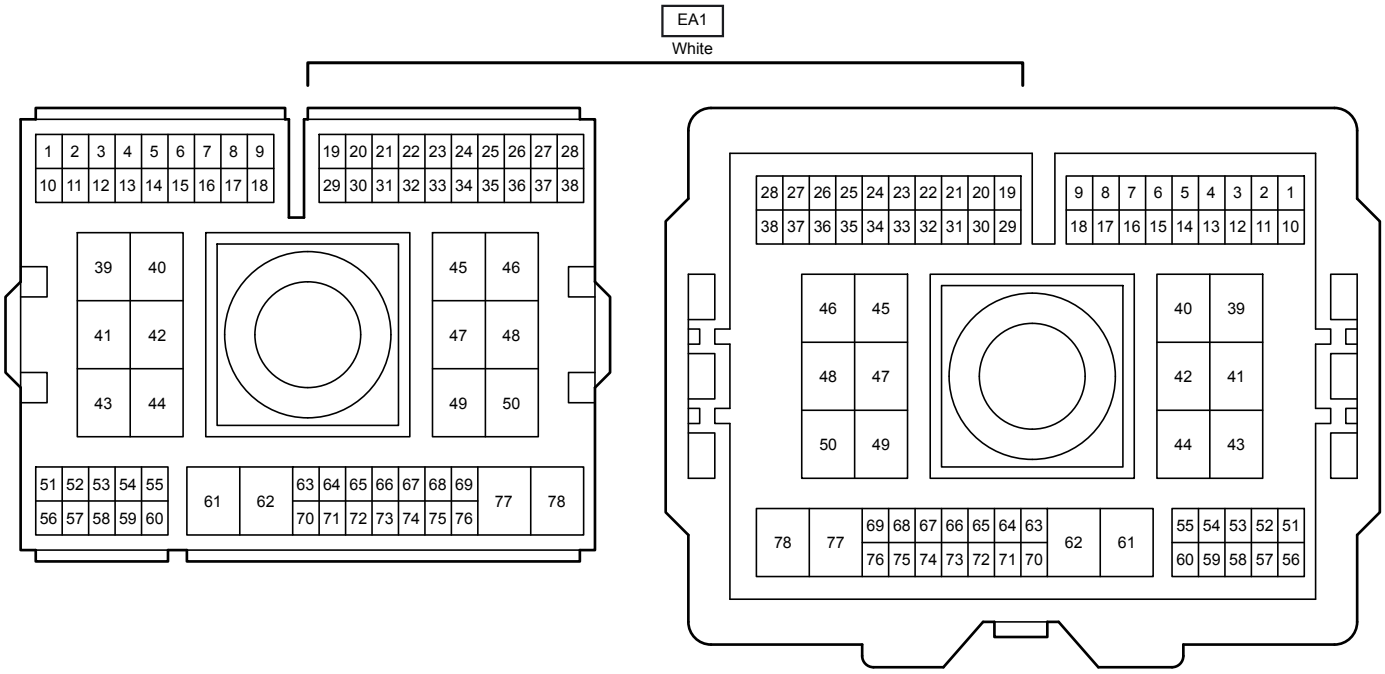
EA1
White
1 2 3 4 5 6 7 8 9
10 11 12 13 14 15 16 17 18
19 20 21 22 23 24 25 26 27 28
29 30 31 32 33 34 35 36 37 38
39 40
41 42
43 44
45 46
47 48
49 50
51 52 53 54 55
56 57 58 59 60
61 62
63 64 65 66 67 68 69
70 71 72 73 74 75 76
77 78
28 27 26 25 24 23 22 21 20 19
38 37 36 35 34 33 32 31 30 29
9 8 7 6 5 4 3 2 1
18 17 16 15 14 13 12 11 10
46 45
48 47
50 49
40 39
42 41
44 43
78 77
69 68 67 66 65 64 63
76 75 74 73 72 71 70
62 61
55 54 53 52 51
60 59 58 57 56

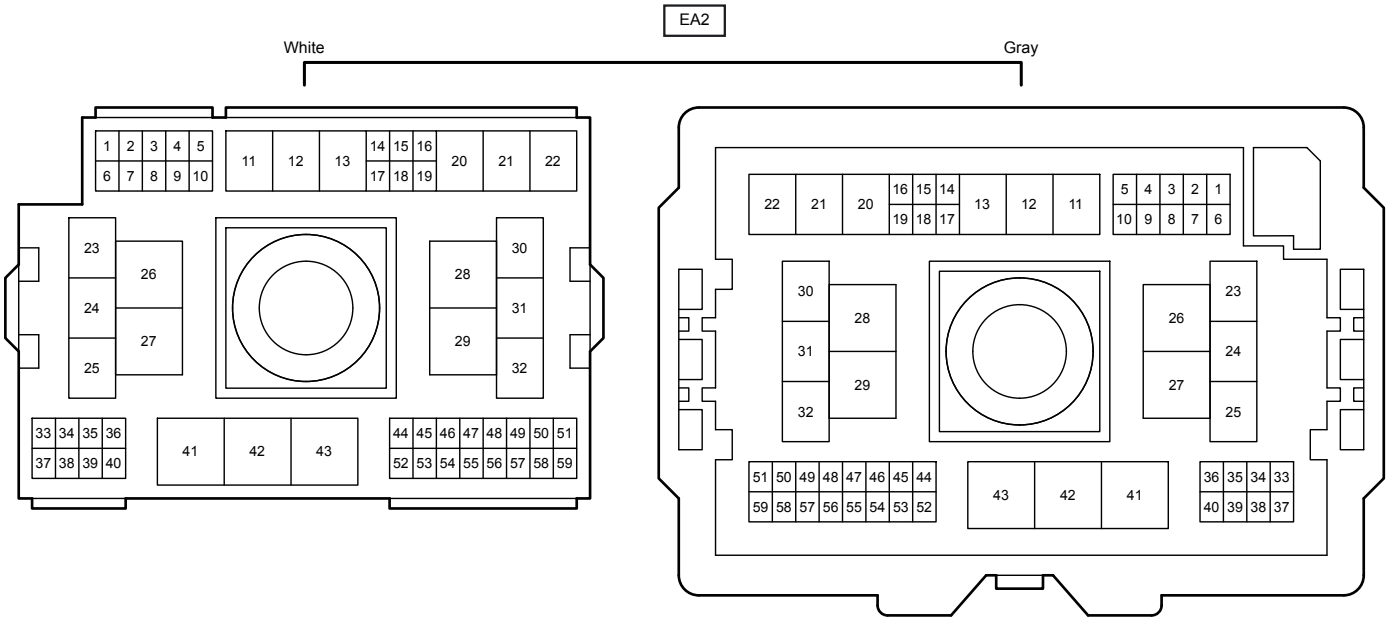
EA2
White
Gray

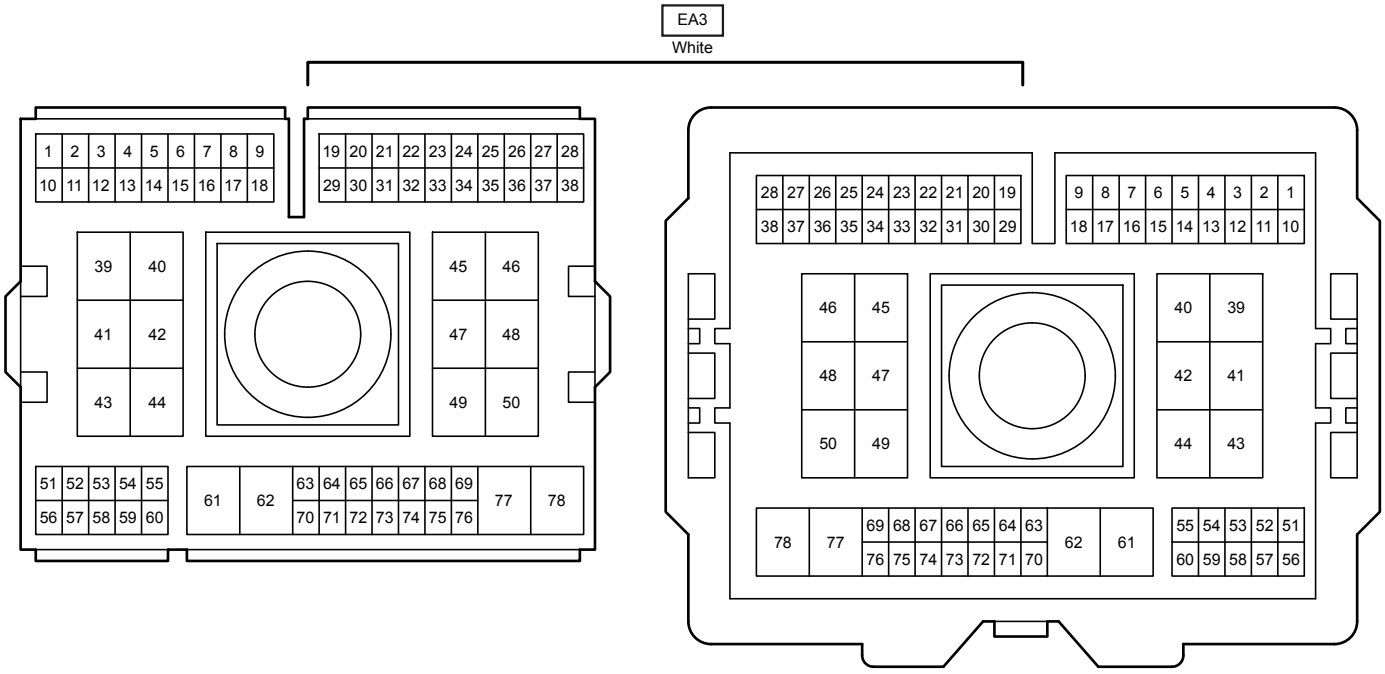
EA3
White

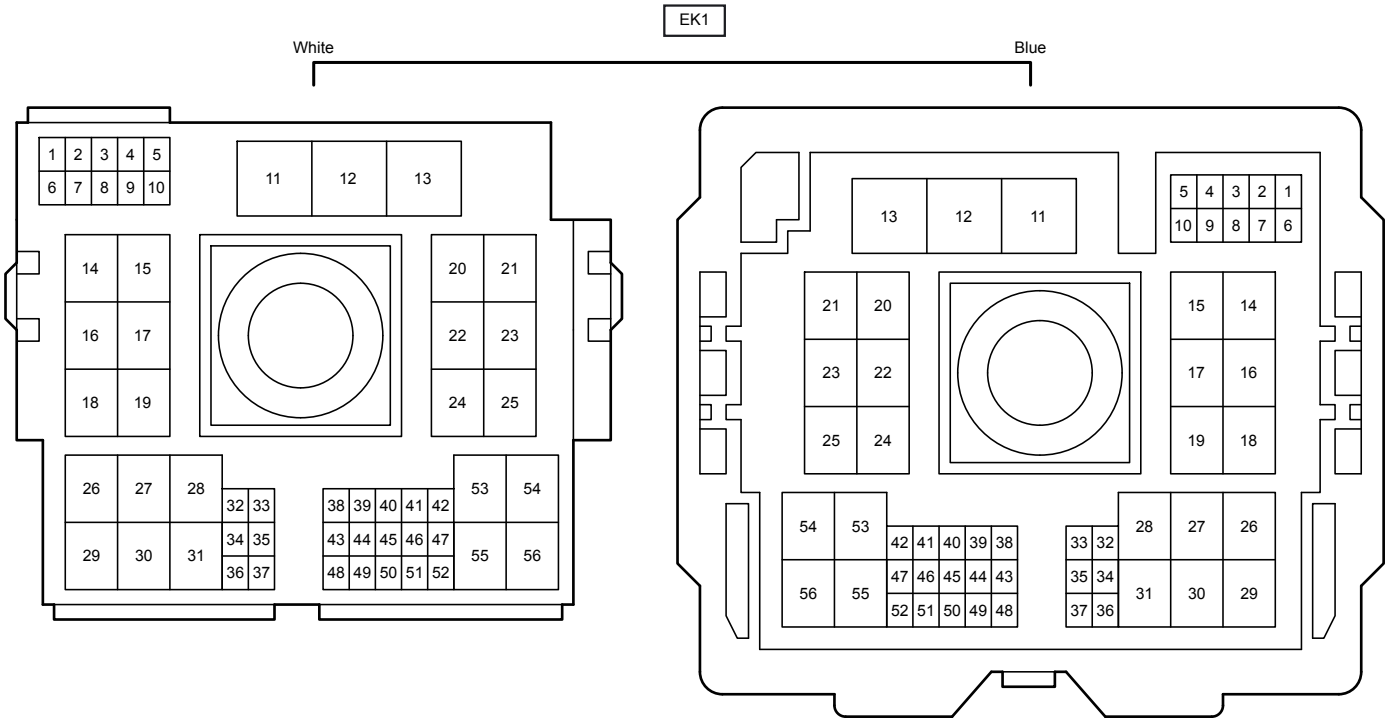
EK1
White
Blue

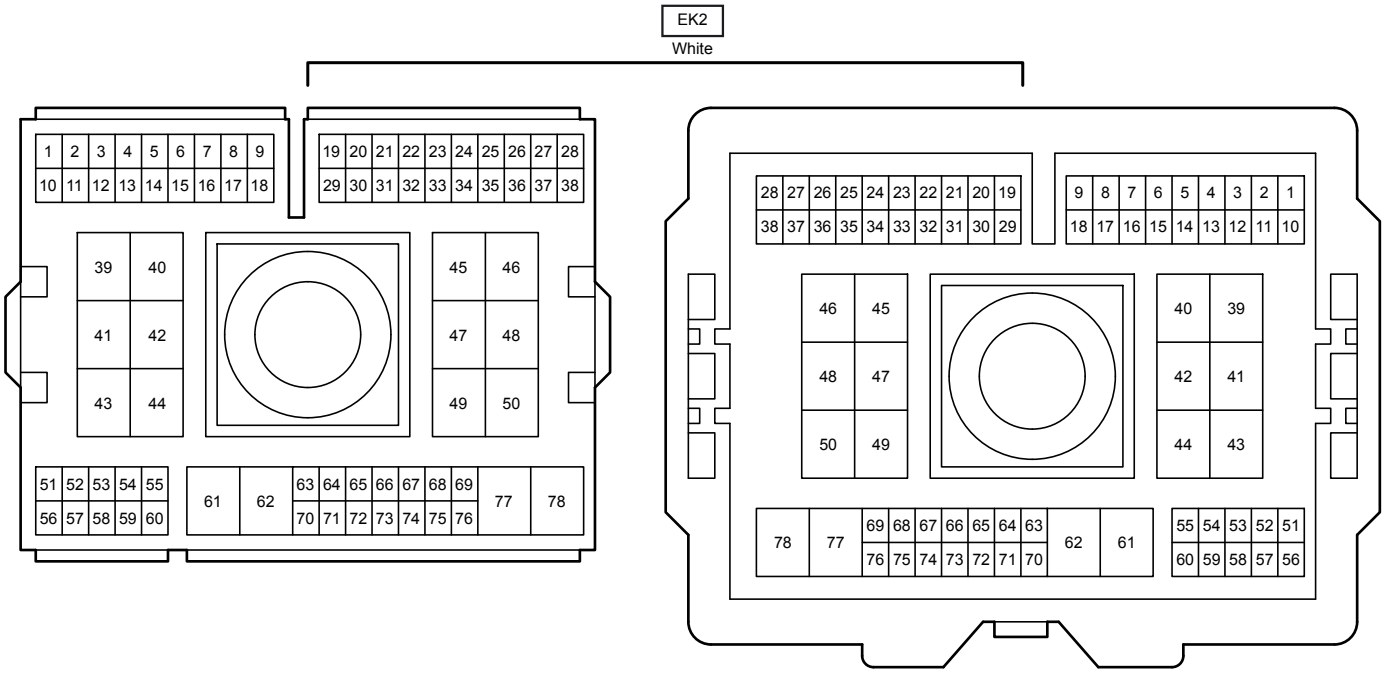
EK2
White

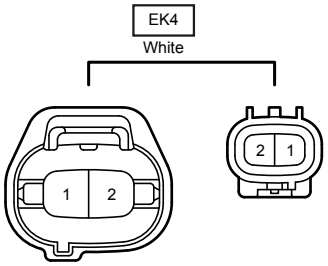
EK4
White

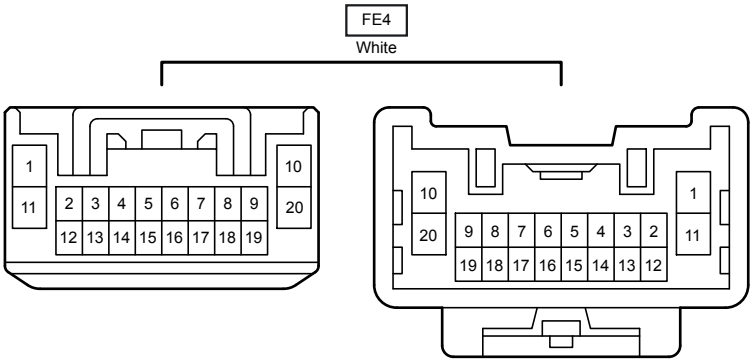
FE4
White

KL1
White

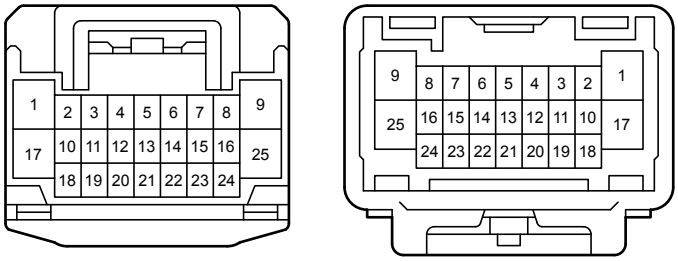

NK1
White

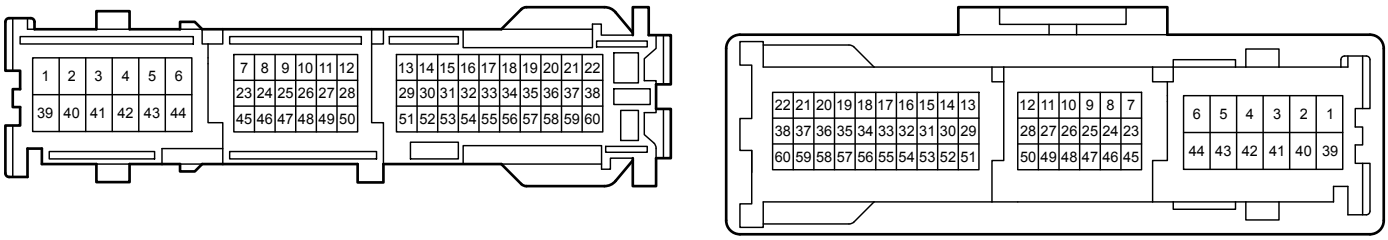

VE1
White

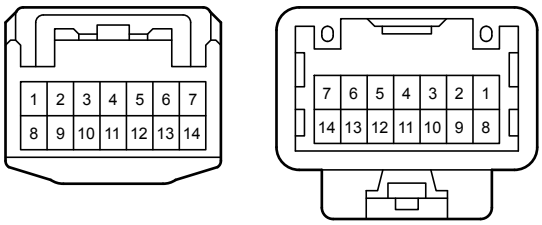

VE2
White

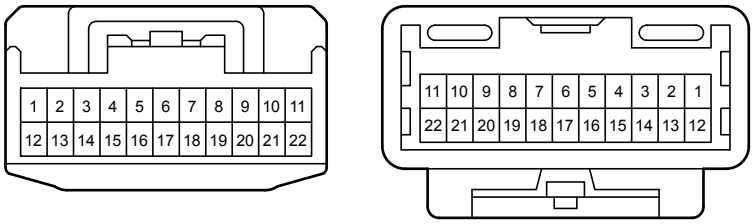

VE3
Gray

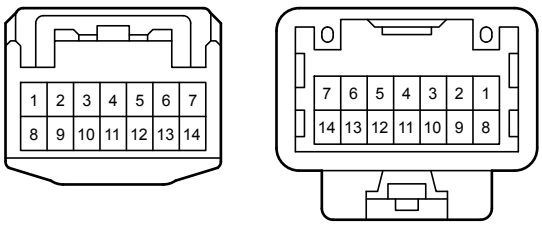
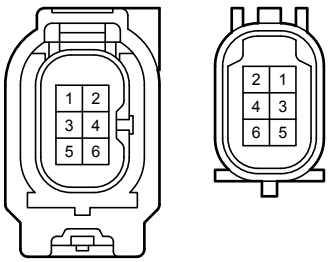
iL1
White