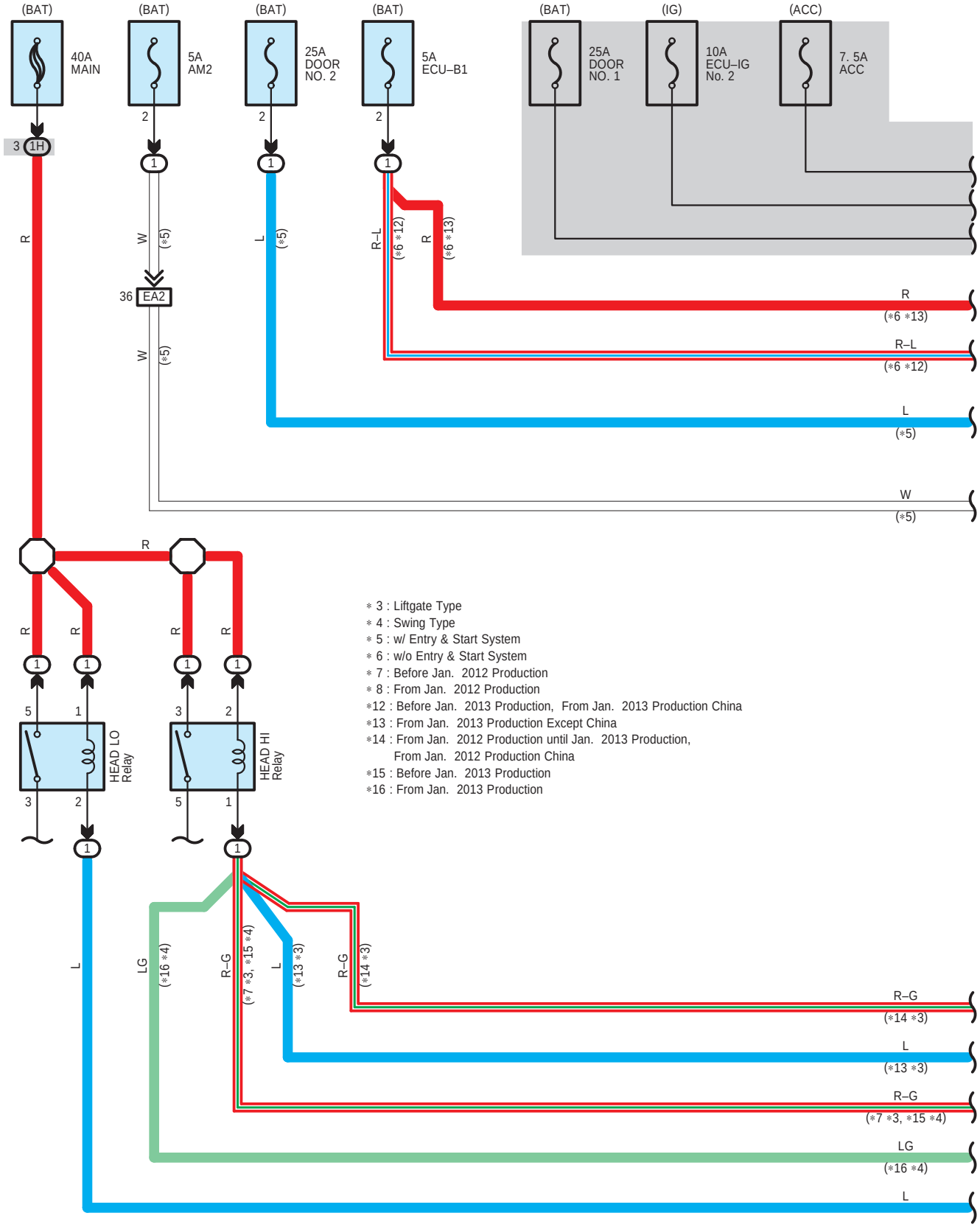

* 3 : Liftgate Type
* 4 : Swing Type
* 5 : w/ Entry & Start System
* 6 : w/o Entry & Start System
* 7 : Before Jan. 2012 Production
* 8 : From Jan. 2012 Production
*12 : Before Jan. 2013 Production, From Jan. 2013 Production China
*13 : From Jan. 2013 Production Except China
*14 : From Jan. 2012 Production until Jan. 2013 Production,
From Jan. 2012 Production China
*15 : Before Jan. 2013 Production
*16 : From Jan. 2013 Production

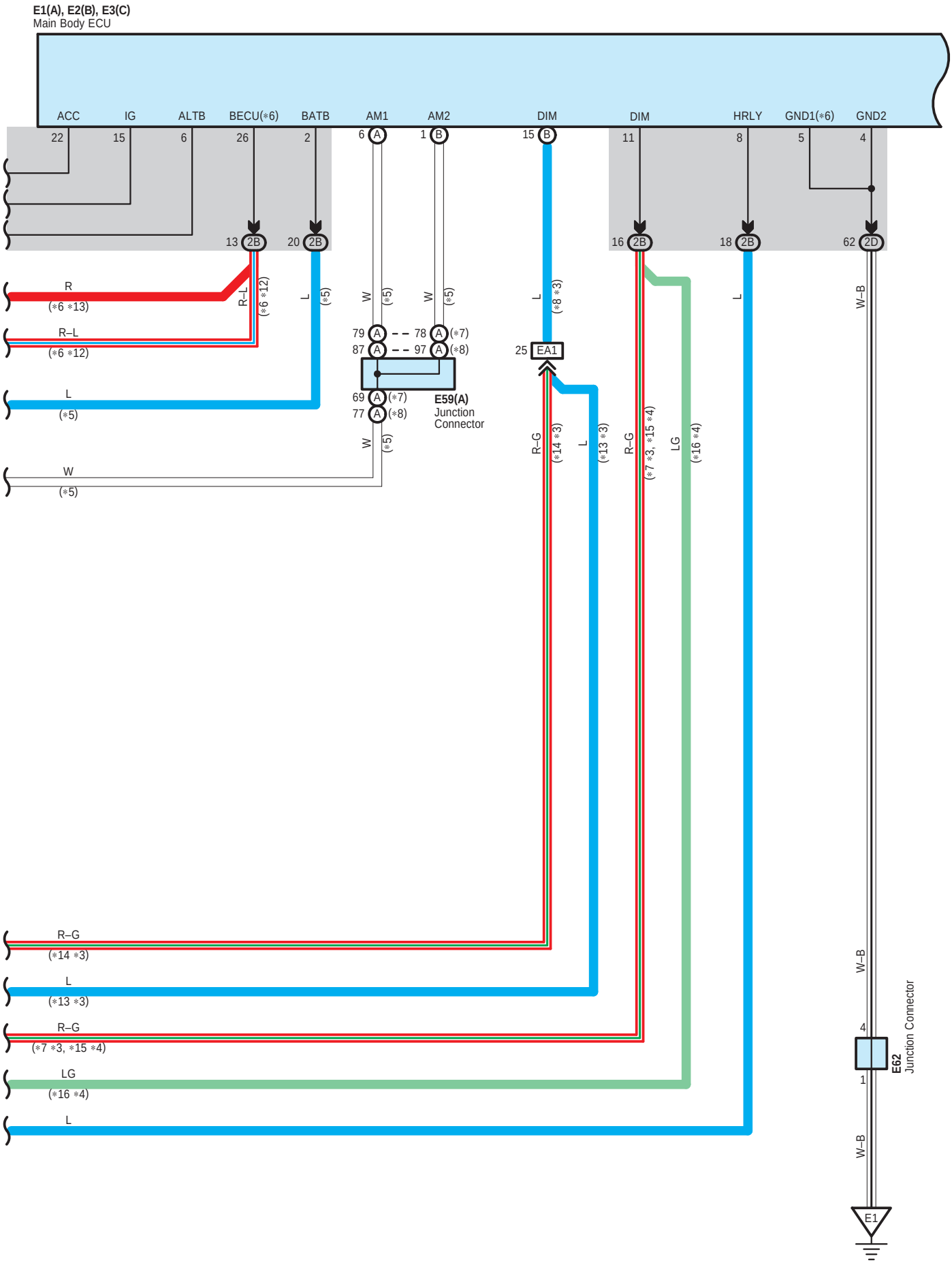
E1(A), E2(B), E3(C)
Main Body ECU
ACC
IG
ALTB
BECU(*6)
BATB
AM1
AM2
DIM
DIM
HRLY
GND1(*6)
GND2
22
15
6
26
2
6 A
1 B
15 B
11
8
5
4
13 2B
20 2B
16 2B
18 2B
62 2D
R
(*6 *13)
R–L
(*6 *12)
L
(*5)
W
(*5)
79 A
87 A
78 A (*7)
97 A (*8)
69 A (*7)
77 A (*8)
E59(A)
Junction
Connector
25 EA1
L
(*8 *3)
R–G
(*14 *3)
L
(*13 *3)
R–G
(*7 *3, *15 *4)
LG
(*16 *4)
W–B
4
1
E62
Junction Connector
E1

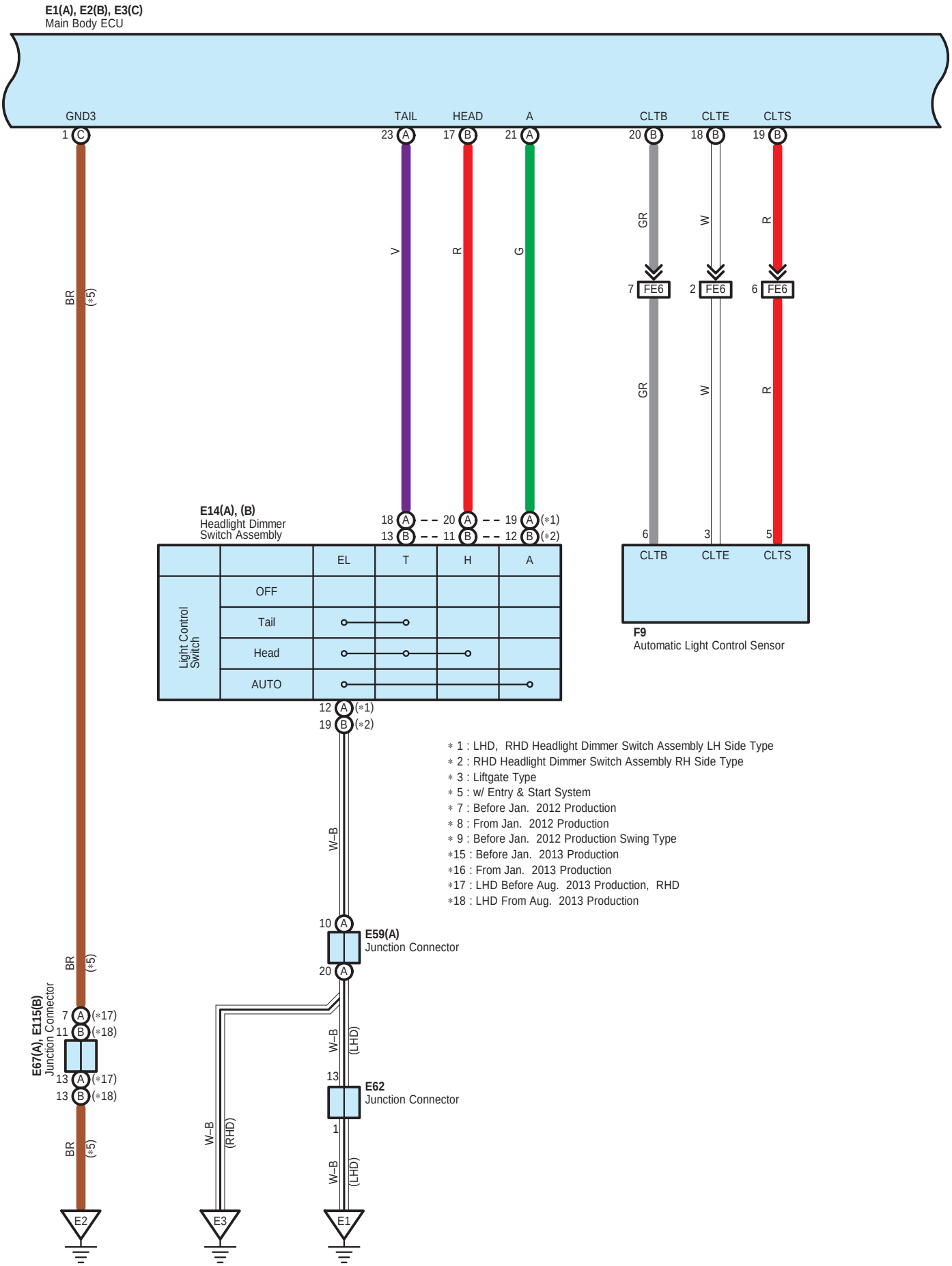
E1(A), E2(B), E3(C)
Main Body ECU
GND3
TAIL
HEAD
A
CLTB
CLTE
CLTS
1 C
23 A
17 B
21 A
20 B
18 B
19 B
BR (*5)
V
R
G
GR
W
R
7 FE6
2 FE6
6 FE6
E14(A), (B)
Headlight Dimmer
Switch Assembly
18 A
20 A
19 A (*1)
13 B
11 B
12 B (*2)
EL
T
H
A
Light Control Switch
OFF
Tail
Head
AUTO
12 A (*1)
19 B (*2)
6
3
5
CLTB
CLTE
CLTS
F9
Automatic Light Control Sensor
* 1 : LHD, RHD Headlight Dimmer Switch Assembly LH Side Type
* 2 : RHD Headlight Dimmer Switch Assembly RH Side Type
* 3 : Liftgate Type
* 5 : w/ Entry & Start System
* 7 : Before Jan. 2012 Production
* 8 : From Jan. 2012 Production
* 9 : Before Jan. 2012 Production Swing Type
*15 : Before Jan. 2013 Production
*16 : From Jan. 2013 Production
*17 : LHD Before Aug. 2013 Production, RHD
*18 : LHD From Aug. 2013 Production
W–B
10 A
E59(A)
Junction Connector
20 A
BR (*5)
E67(A), E115(B)
Junction Connector
7 A (*17)
11 B (*18)
13 A (*17)
13 B (*18)
W–B (LHD)
13
E62
Junction Connector
1
W–B (RHD)
W–B (LHD)
BR (*5)
E2
E3
E1

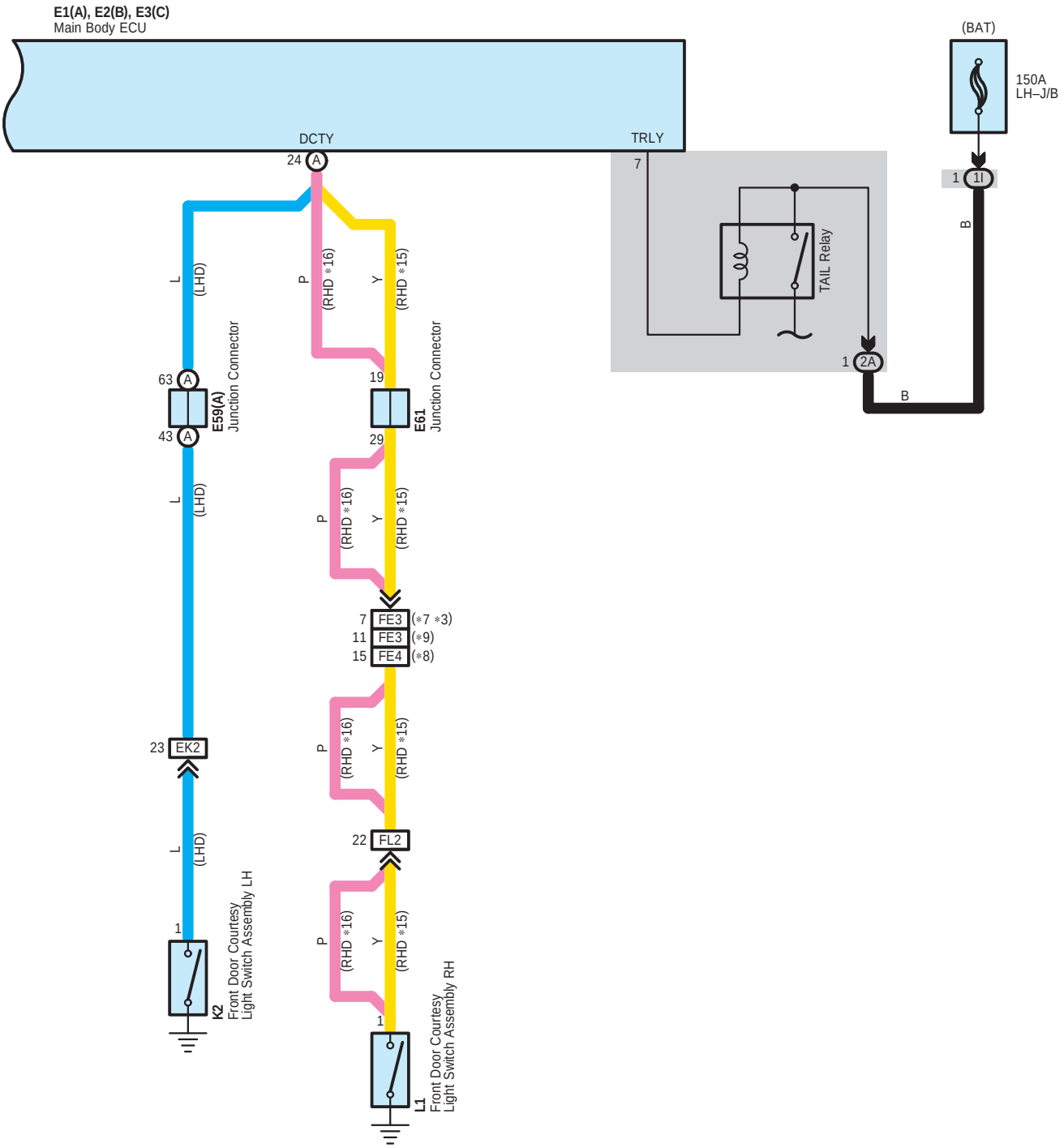
E1(A), E2(B), E3(C)
Main Body ECU
DCTY
24 A
TRLY
7
(BAT)
150A
LH–J/B
1 1I
B
TAIL Relay
1 2A
B
L (LHD)
P (RHD *16)
Y (RHD *15)
63 A
43 A
E59(A)
Junction Connector
19
29
E61
Junction Connector
7 FE3 (*7 *3)
11 FE3 (*9)
15 FE4 (*8)
23 EK2
22 FL2
1
K2
Front Door Courtesy
Light Switch Assembly LH
L1
Front Door Courtesy
Light Switch Assembly RH

E 1

White

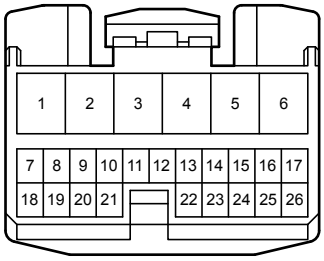

E 2

White

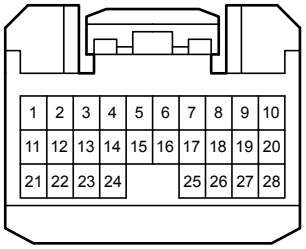

E 3

White

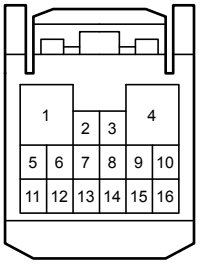

E 14

White

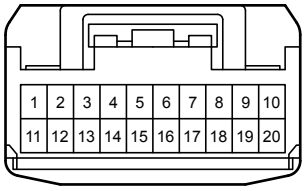

E 59

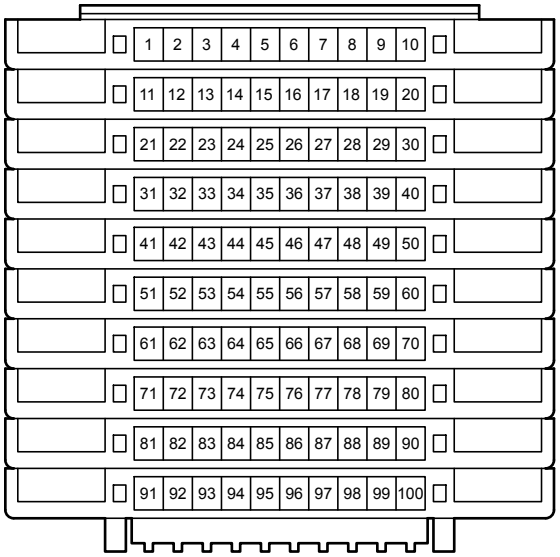

E 61

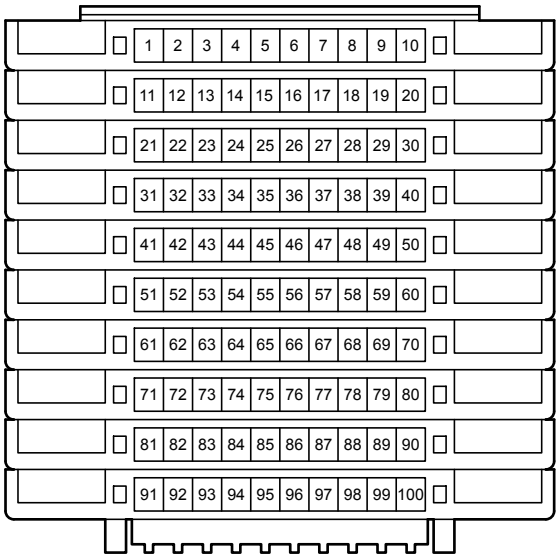

E 62

White

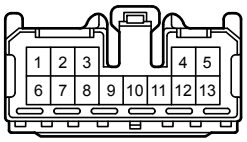

E 67

White

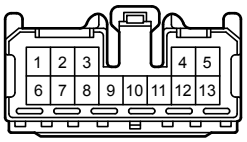

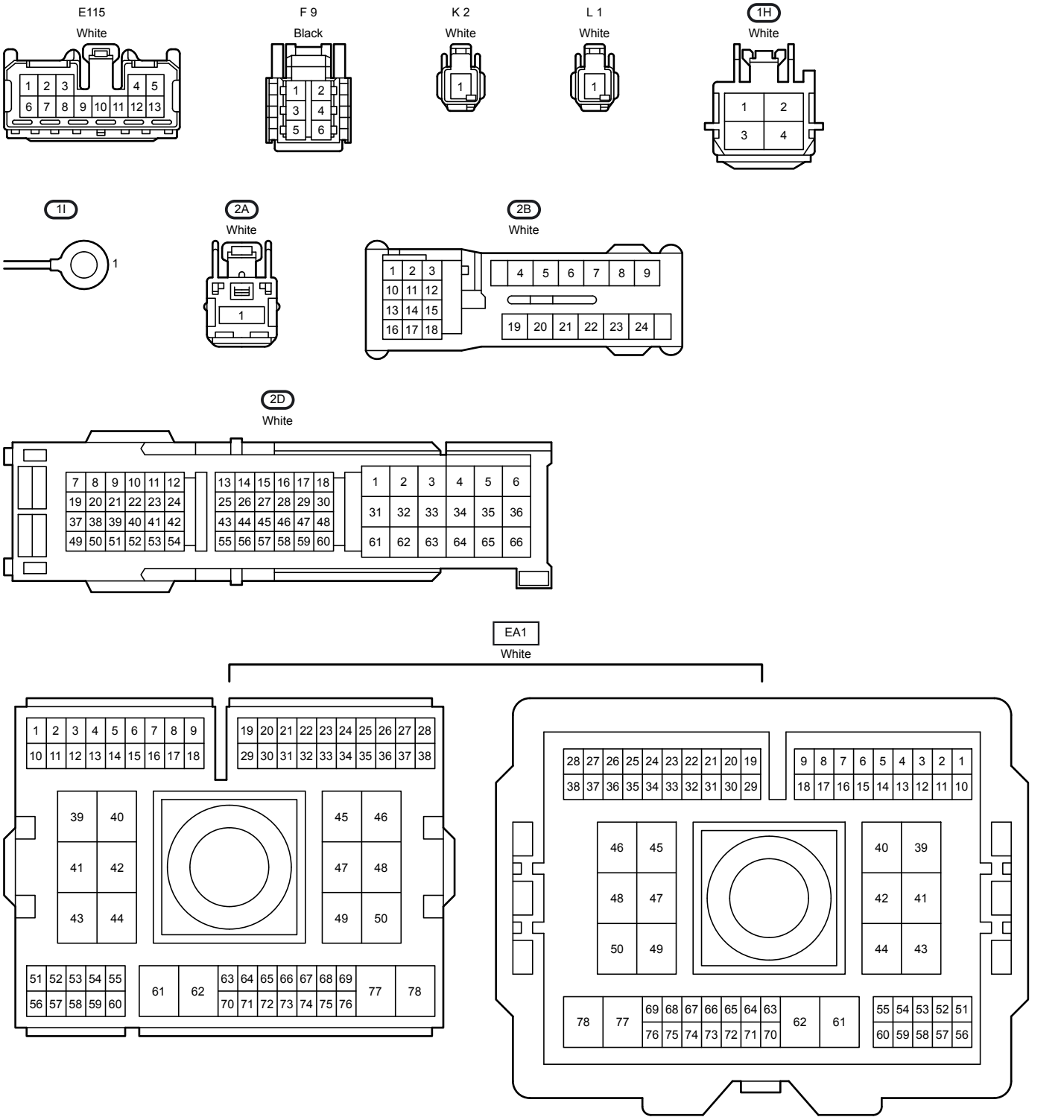
E115
White
F 9
Black
K 2
White
L 1
White
1H
White
1I
2A
White
2B
White
2D
White
EA1
White

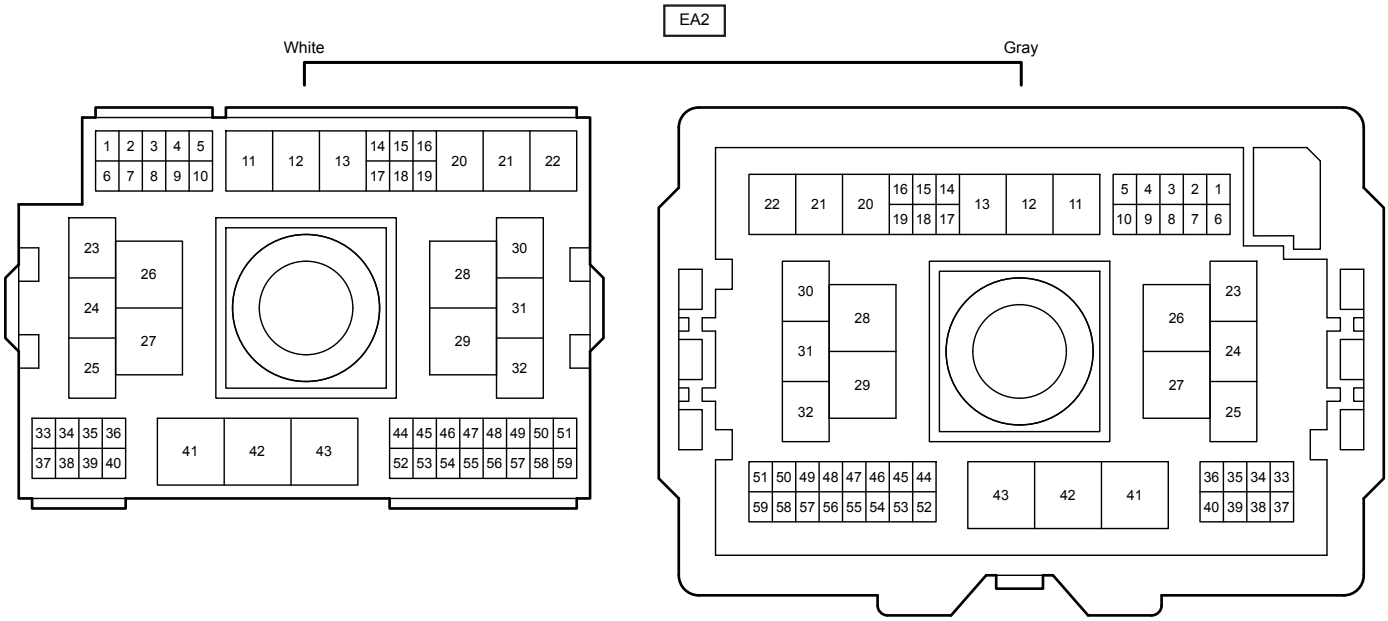
EA2
White
Gray

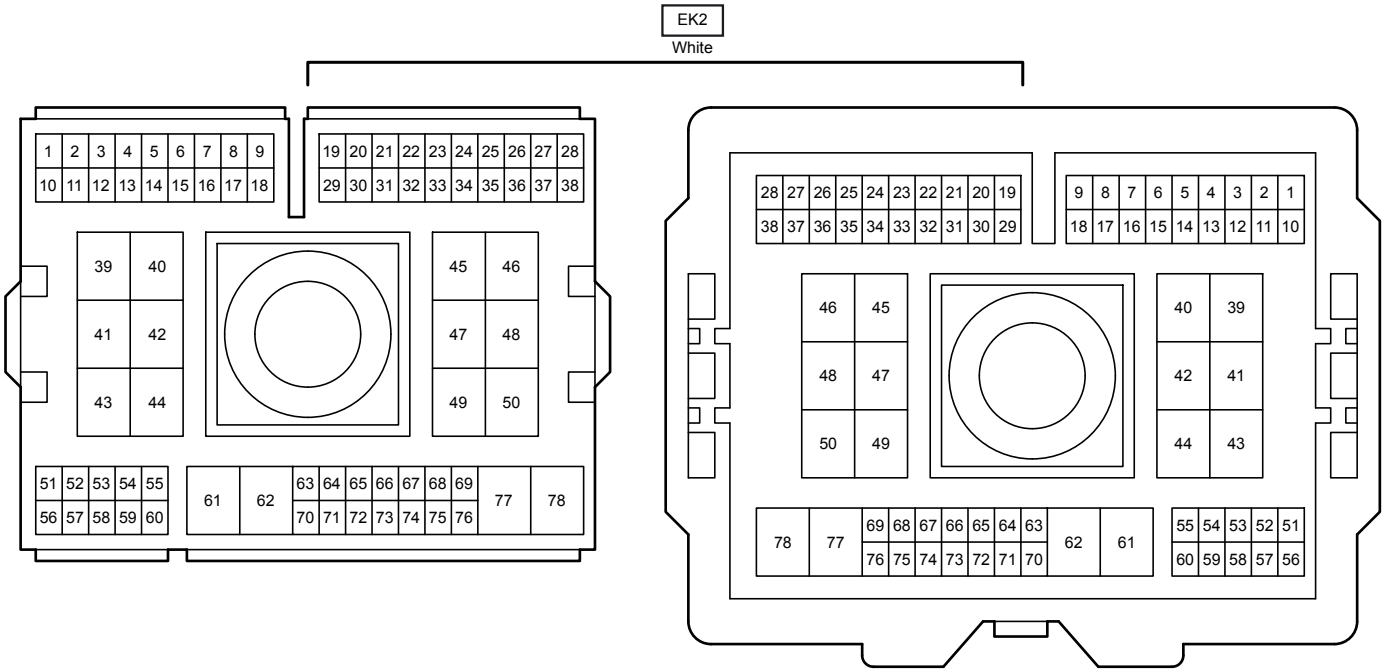
EK2
White

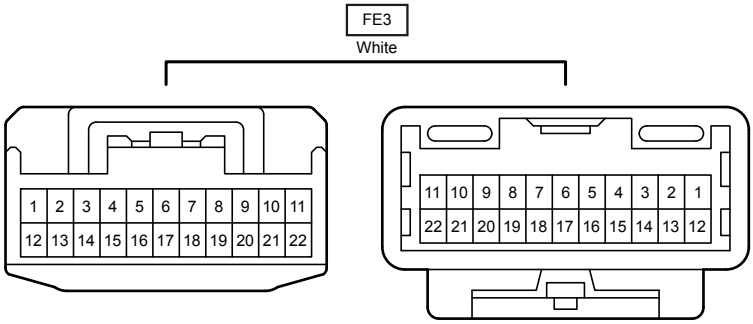
FE3
White

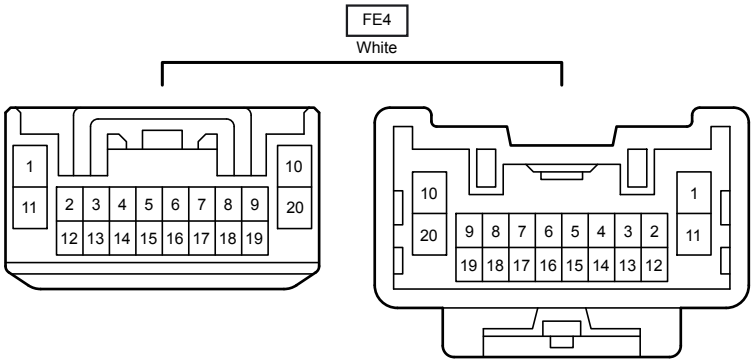
FE4
White
1
10
11
2 3 4 5 6 7 8 9
20
12 13 14 15 16 17 18 19
10
1
20
9 8 7 6 5 4 3 2
11
19 18 17 16 15 14 13 12

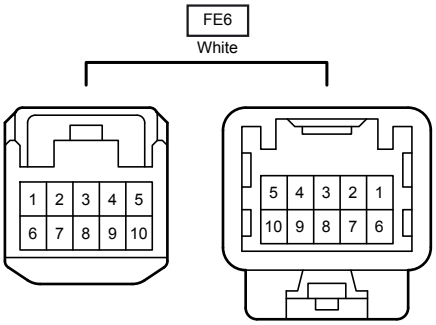
FE6
White
1 2 3 4 5
6 7 8 9 10
5 4 3 2 1
10 9 8 7 6

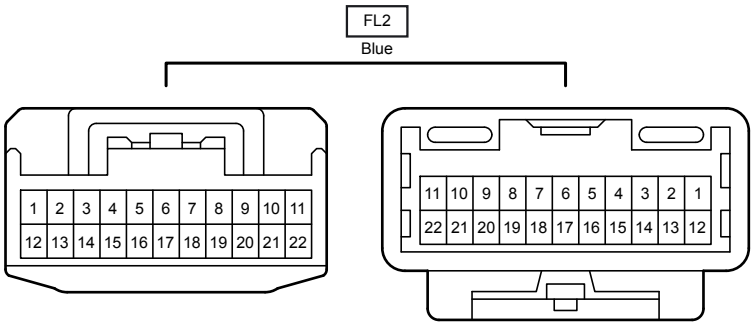
FL2
Blue
1 2 3 4 5 6 7 8 9 10 11
12 13 14 15 16 17 18 19 20 21 22
11 10 9 8 7 6 5 4 3 2 1
22 21 20 19 18 17 16 15 14 13 12