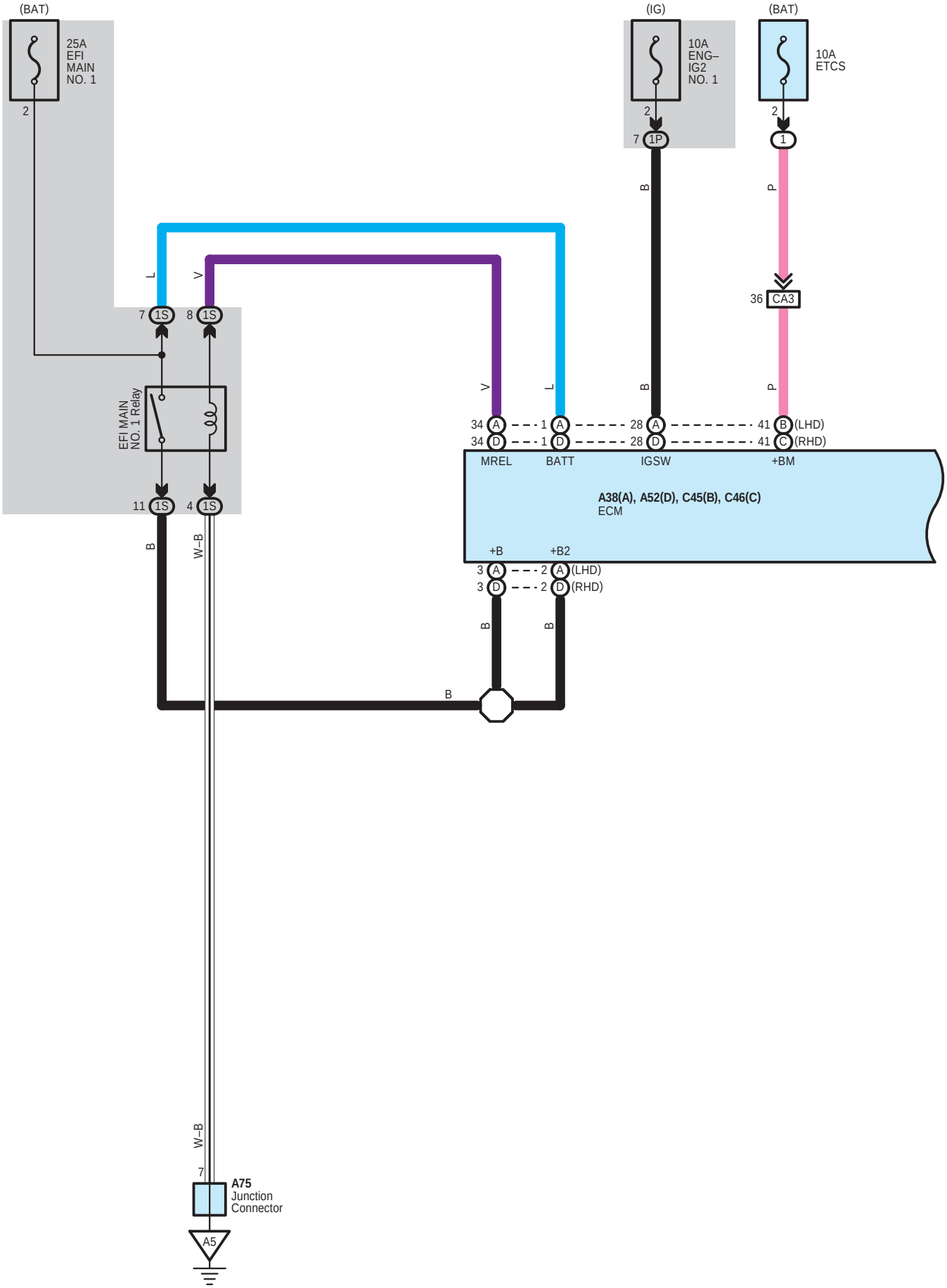
(BAT)
25A
EFI
MAIN
NO. 1
2
(IG)
10A
ENG–
IG2
NO. 1
2
7 1P
(BAT)
10A
ETCS
2
1
36 CA3
L
V
7 1S
8 1S
EFI MAIN
NO. 1 Relay
11 1S
4 1S
B
W–B
V
L
B
P
34 A
34 D
1 A
1 D
28 A
28 D
41 B (LHD)
41 C (RHD)
MREL
BATT
IGSW
+BM
A38(A), A52(D), C45(B), C46(C)
ECM
+B
+B2
3 A
3 D
2 A (LHD)
2 D (RHD)
B
B
B
W–B
7
A75
Junction
Connector
A5

＊1 : Shielded

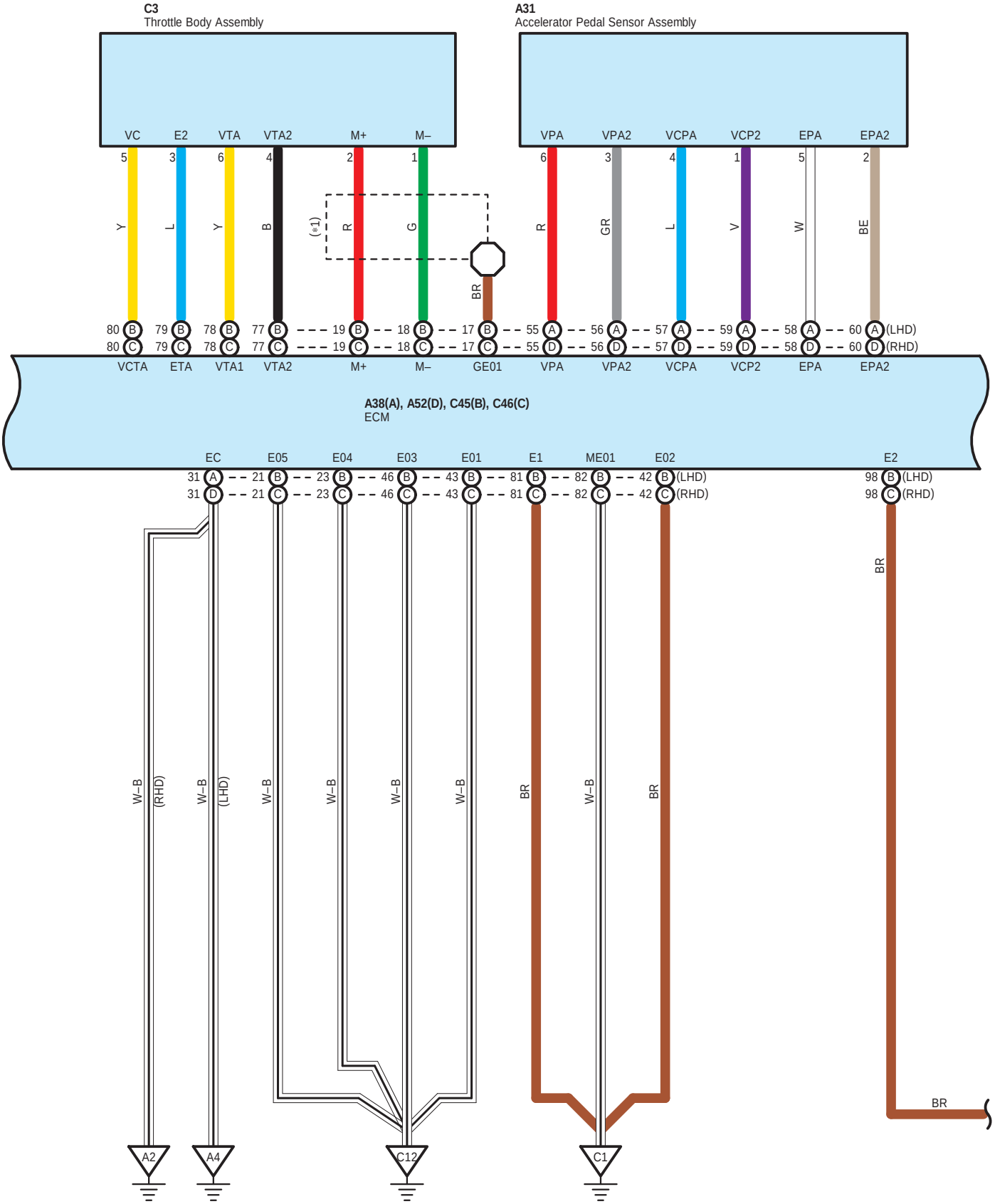
C3
Throttle Body Assembly
VC
E2
VTA
VTA2
M+
M–
5
3
6
4
2
1
Y
L
Y
B
(*1)
R
G
BR
80 B
80 C
79 B
79 C
78 B
78 C
77 B
77 C
19 B
19 C
18 B
18 C
17 B
17 C
VCTA
ETA
VTA1
VTA2
M+
M–
GE01
A31
Accelerator Pedal Sensor Assembly
VPA
VPA2
VCPA
VCP2
EPA
EPA2
6
3
4
1
5
2
R
GR
L
V
W
BE
55 A
55 D
56 A
56 D
57 A
57 D
59 A
59 D
58 A
58 D
60 A (LHD)
60 D (RHD)
VPA
VPA2
VCPA
VCP2
EPA
EPA2
A38(A), A52(D), C45(B), C46(C)
ECM
EC
E05
E04
E03
E01
E1
ME01
E02
E2
31 A
31 D
21 B
21 C
23 B
23 C
46 B
46 C
43 B
43 C
81 B
81 C
82 B
82 C
42 B (LHD)
42 C (RHD)
98 B (LHD)
98 C (RHD)
W–B
(RHD)
W–B
(LHD)
W–B
W–B
W–B
W–B
BR
W–B
BR
BR
BR
A2
A4
C12
C1

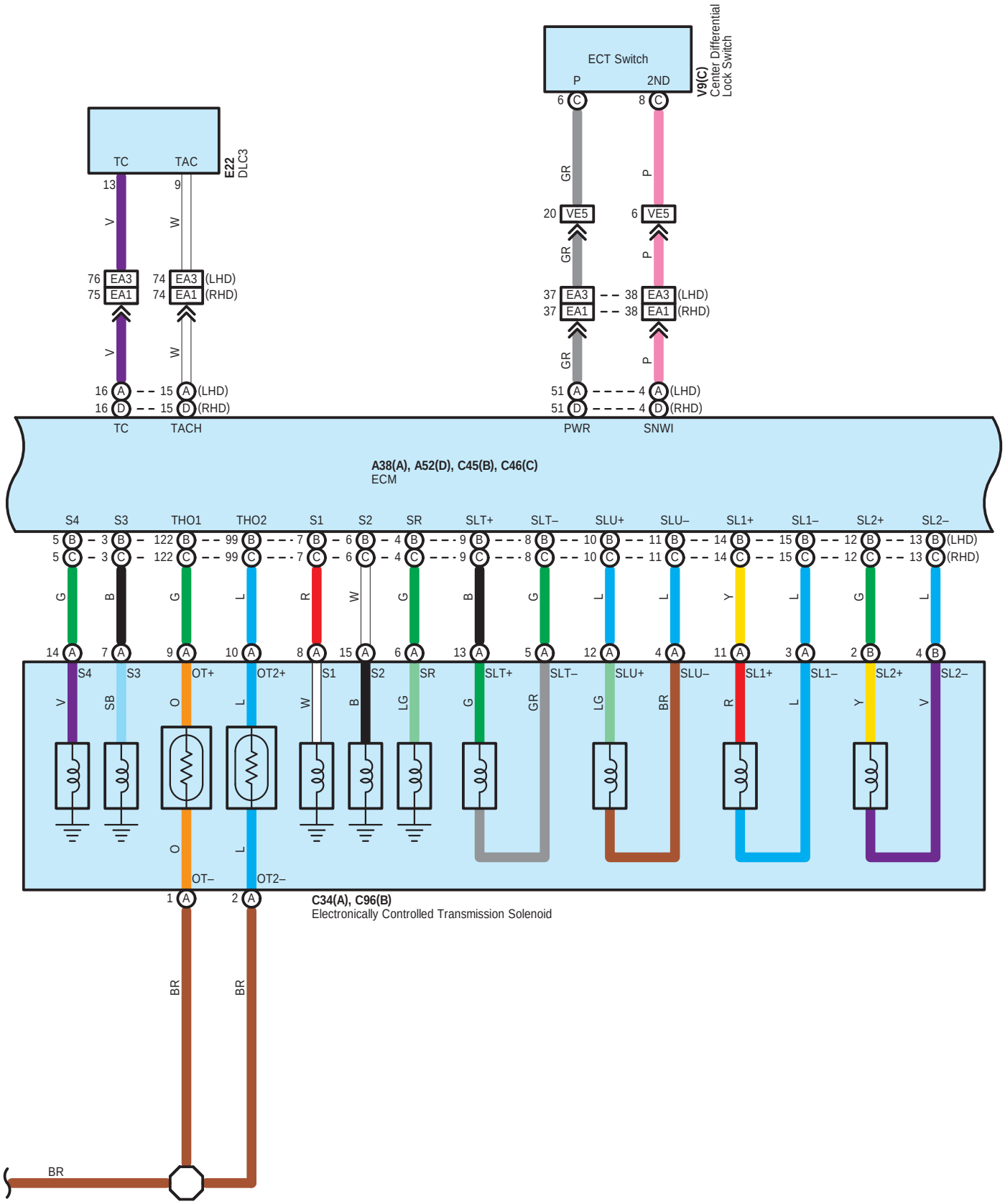
ECT Switch
P
2ND
V9(C)
Center Differential Lock Switch
6 C
8 C
GR
P
20 VE5
6 VE5
37 EA3
37 EA1
38 EA3 (LHD)
38 EA1 (RHD)
51 A
51 D
4 A (LHD)
4 D (RHD)
PWR
SNWI
TC
TAC
E22
DLC3
13
9
V
W
76 EA3
75 EA1
74 EA3 (LHD)
74 EA1 (RHD)
16 A
16 D
15 A (LHD)
15 D (RHD)
TACH
A38(A), A52(D), C45(B), C46(C)
ECM
S4
S3
THO1
THO2
S1
S2
SR
SLT+
SLT–
SLU+
SLU–
SL1+
SL1–
SL2+
SL2–
5 B (LHD)
5 C (RHD)
3 B
3 C
122 B
122 C
99 B
99 C
7 B
7 C
6 B
6 C
4 B
4 C
9 B
9 C
8 B
8 C
10 B
10 C
11 B
11 C
14 B
14 C
15 B
15 C
12 B
12 C
13 B (LHD)
13 C (RHD)
G
B
G
L
R
W
G
B
G
L
L
Y
L
G
L
14 A
7 A
9 A
10 A
8 A
15 A
6 A
13 A
5 A
12 A
4 A
11 A
3 A
2 B
4 B
S4
S3
OT+
OT2+
S1
S2
SR
SLT+
SLT–
SLU+
SLU–
SL1+
SL1–
SL2+
SL2–
V
SB
O
L
W
B
LG
G
GR
LG
BR
R
L
Y
V
O
L
OT–
OT2–
1 A
2 A
C34(A), C96(B)
Electronically Controlled Transmission Solenoid
BR
BR
BR

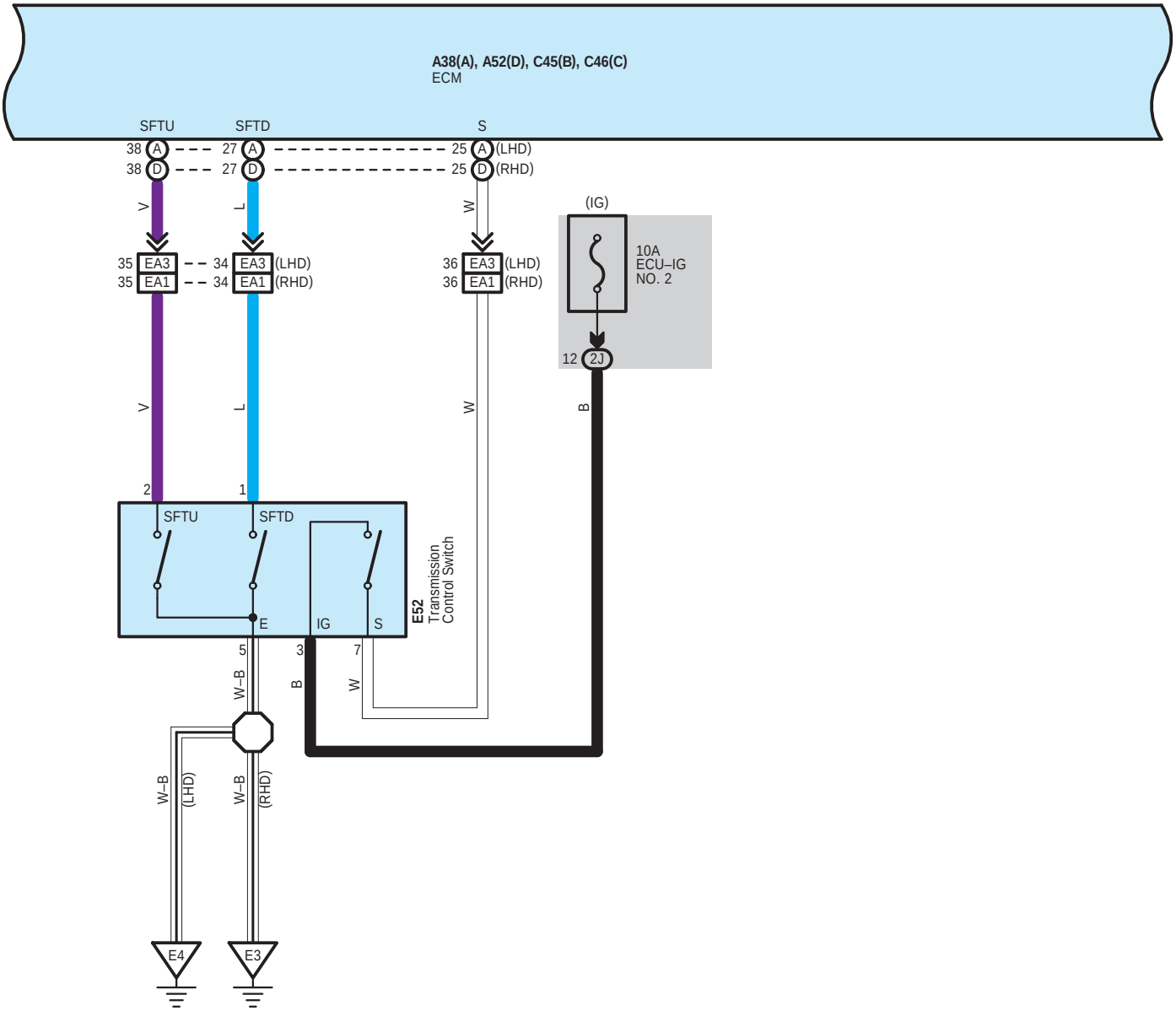
A38(A), A52(D), C45(B), C46(C)
ECM
SFTU
SFTD
S
38 A
38 D
27 A
27 D
25 A (LHD)
25 D (RHD)
V
L
W
35 EA3
35 EA1
34 EA3 (LHD)
34 EA1 (RHD)
36 EA3 (LHD)
36 EA1 (RHD)
(IG)
10A
ECU–IG
NO. 2
12 2J
B
2
1
SFTU
SFTD
E
IG
S
E52
Transmission
Control Switch
5
3
7
W–B
B
W
W–B
(LHD)
W–B
(RHD)
E4
E3

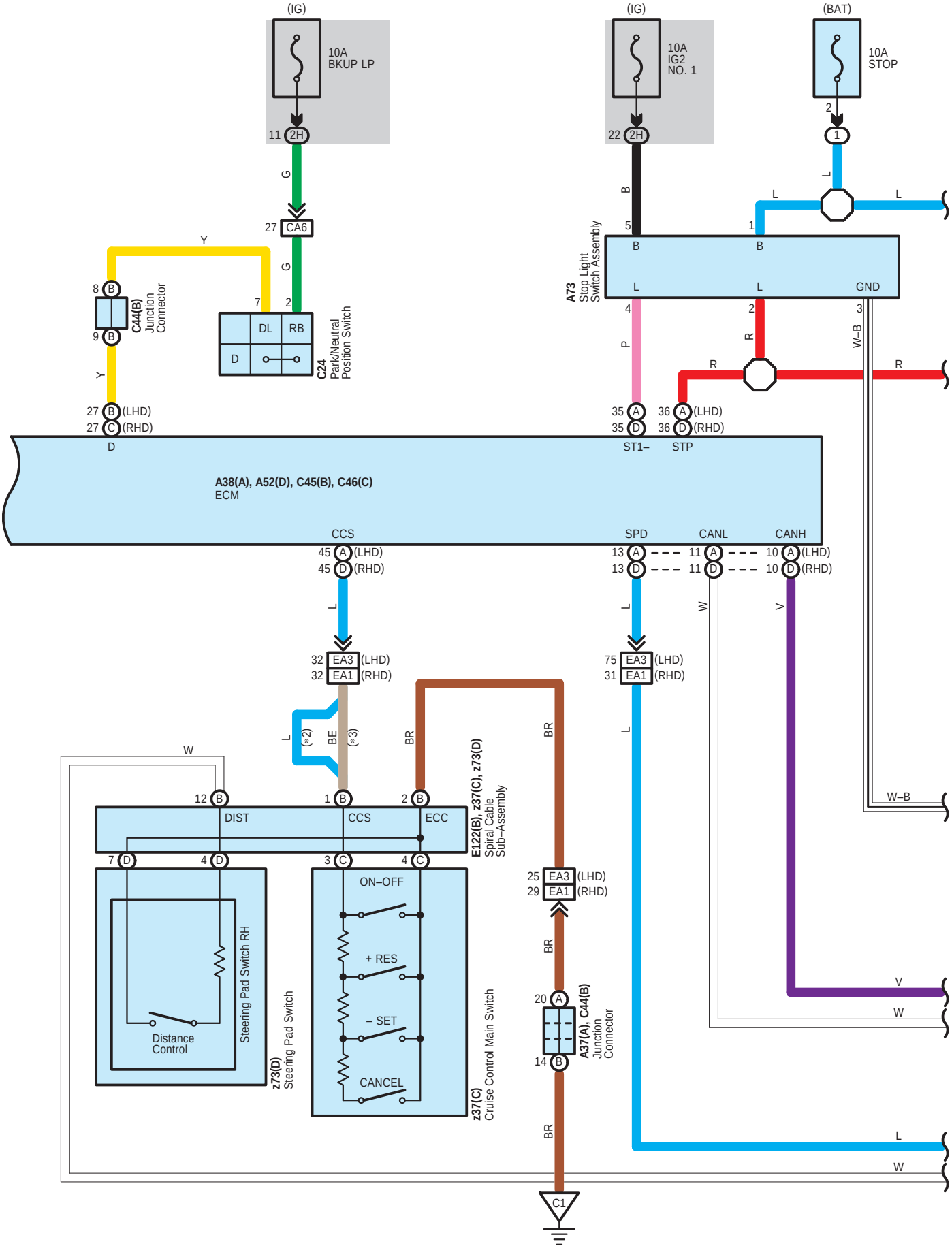
(IG)
10A
BKUP LP
11 2H
G
27 CA6
Y
G
8 B
9 B
C44(B)
Junction
Connector
7
2
DL
RB
D
C24
Park/Neutral
Position Switch
Y
27 B (LHD)
27 C (RHD)
D
(IG)
10A
IG2
NO. 1
22 2H
B
5
B
(BAT)
10A
STOP
2
1
L
L
L
1
B
A73
Stop Light
Switch Assembly
L
L
GND
4
2
3
P
R
W–B
R
R
35 A
35 D
ST1–
36 A (LHD)
36 D (RHD)
STP
A38(A), A52(D), C45(B), C46(C)
ECM
CCS
SPD
CANL
CANH
45 A (LHD)
45 D (RHD)
13 A
13 D
11 A
11 D
10 A (LHD)
10 D (RHD)
L
L
W
V
32 EA3 (LHD)
32 EA1 (RHD)
75 EA3 (LHD)
31 EA1 (RHD)
L
(*2)
BE
(*3)
BR
BR
L
W
12 B
1 B
2 B
DIST
CCS
ECC
E122(B), z37(C), z73(D)
Spiral Cable
Sub–Assembly
W–B
7 D
4 D
3 C
4 C
ON–OFF
+ RES
– SET
CANCEL
Distance
Control
Steering Pad Switch RH
z73(D)
Steering Pad Switch
z37(C)
Cruise Control Main Switch
25 EA3 (LHD)
29 EA1 (RHD)
BR
20 A
14 B
A37(A), C44(B)
Junction
Connector
V
W
BR
L
W
C1

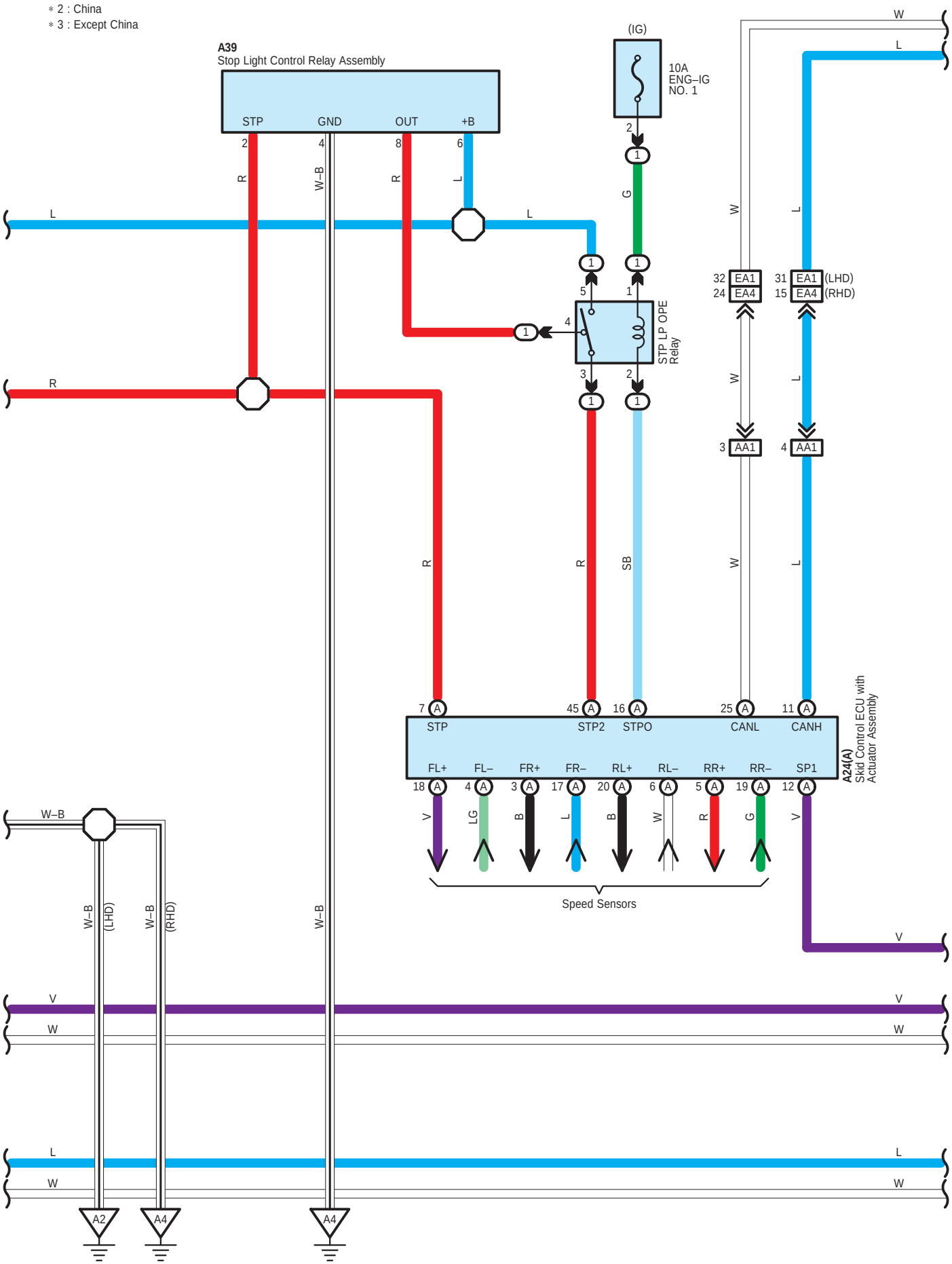
* 2 : China
* 3 : Except China
A39
Stop Light Control Relay Assembly
STP
GND
OUT
+B
(IG)
10A
ENG–IG
NO. 1
STP LP OPE
Relay
EA1
EA4
(LHD)
(RHD)
AA1
A24(A)
Skid Control ECU with
Actuator Assembly
STP
STP2
STPO
CANL
CANH
FL+
FL–
FR+
FR–
RL+
RL–
RR+
RR–
SP1
Speed Sensors
W–B
(LHD)
(RHD)
A2
A4

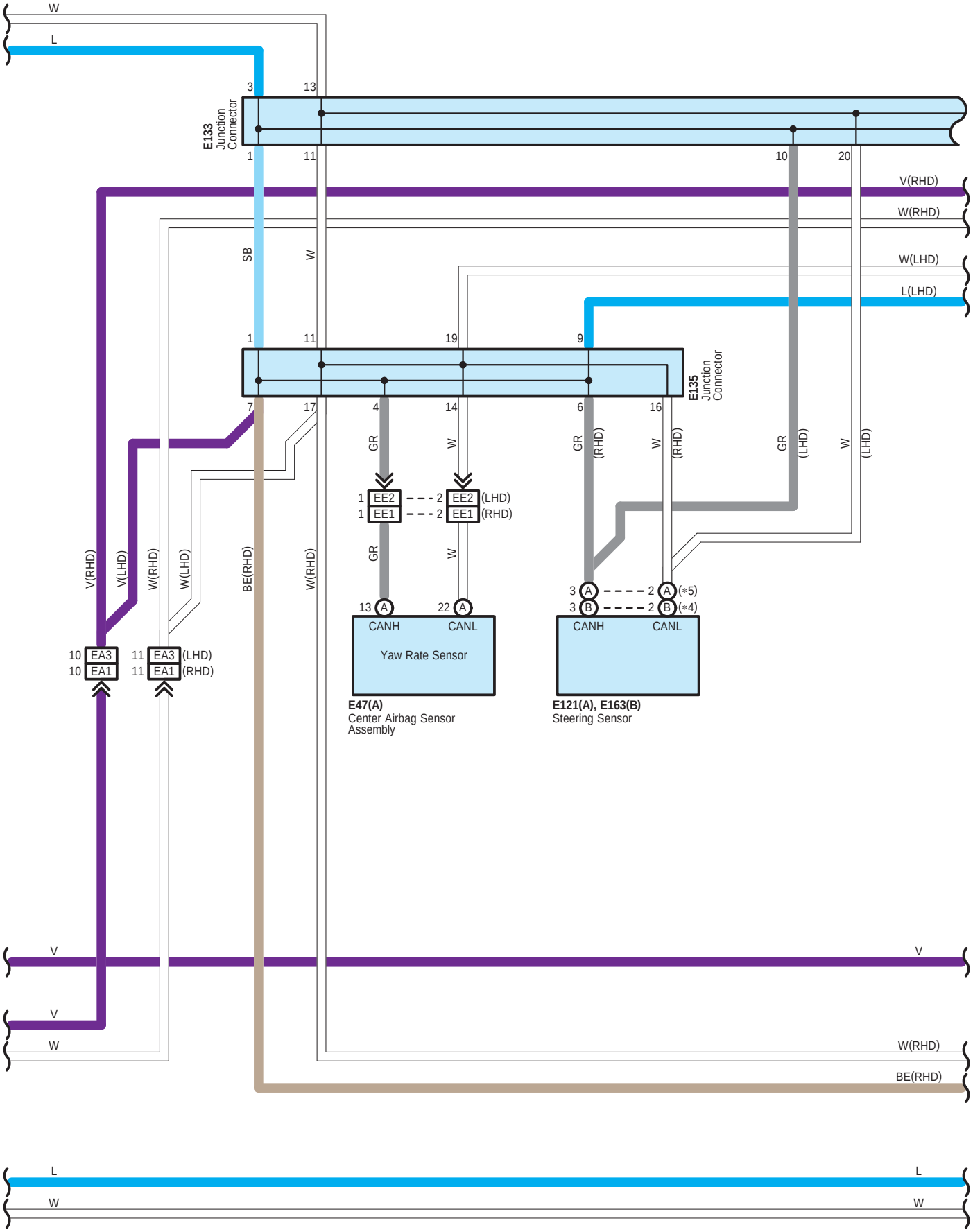
W
L
E133
Junction
Connector
3
13
1
11
10
20
V(RHD)
W(RHD)
SB
W
W(LHD)
L(LHD)
1
11
19
9
E135
Junction
Connector
7
17
4
14
6
16
GR
W
GR
(RHD)
W
(RHD)
GR
(LHD)
W
(LHD)
1 EE2 2 EE2 (LHD)
1 EE1 2 EE1 (RHD)
GR
W
V(RHD)
V(LHD)
W(RHD)
W(LHD)
BE(RHD)
W(RHD)
3 A 2 A (*5)
3 B 2 B (*4)
13 A
22 A
CANH
CANL
Yaw Rate Sensor
CANH
CANL
10 EA3
10 EA1
11 EA3 (LHD)
11 EA1 (RHD)
E47(A)
Center Airbag Sensor
Assembly
E121(A), E163(B)
Steering Sensor
V
V
V
W
W(RHD)
BE(RHD)
L
L
W
W

*4 : w/ VGRS
*5 : w/o VGRS

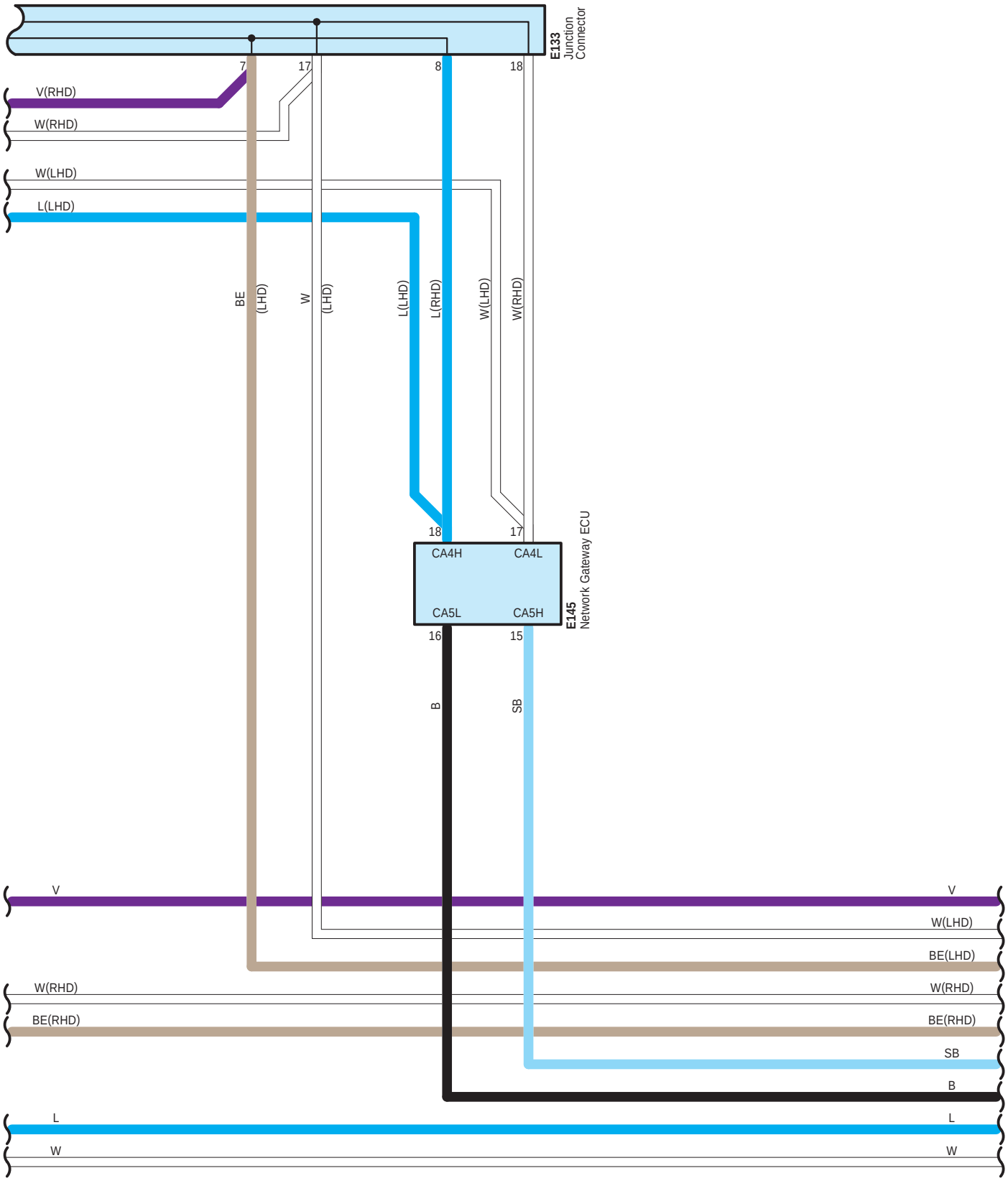

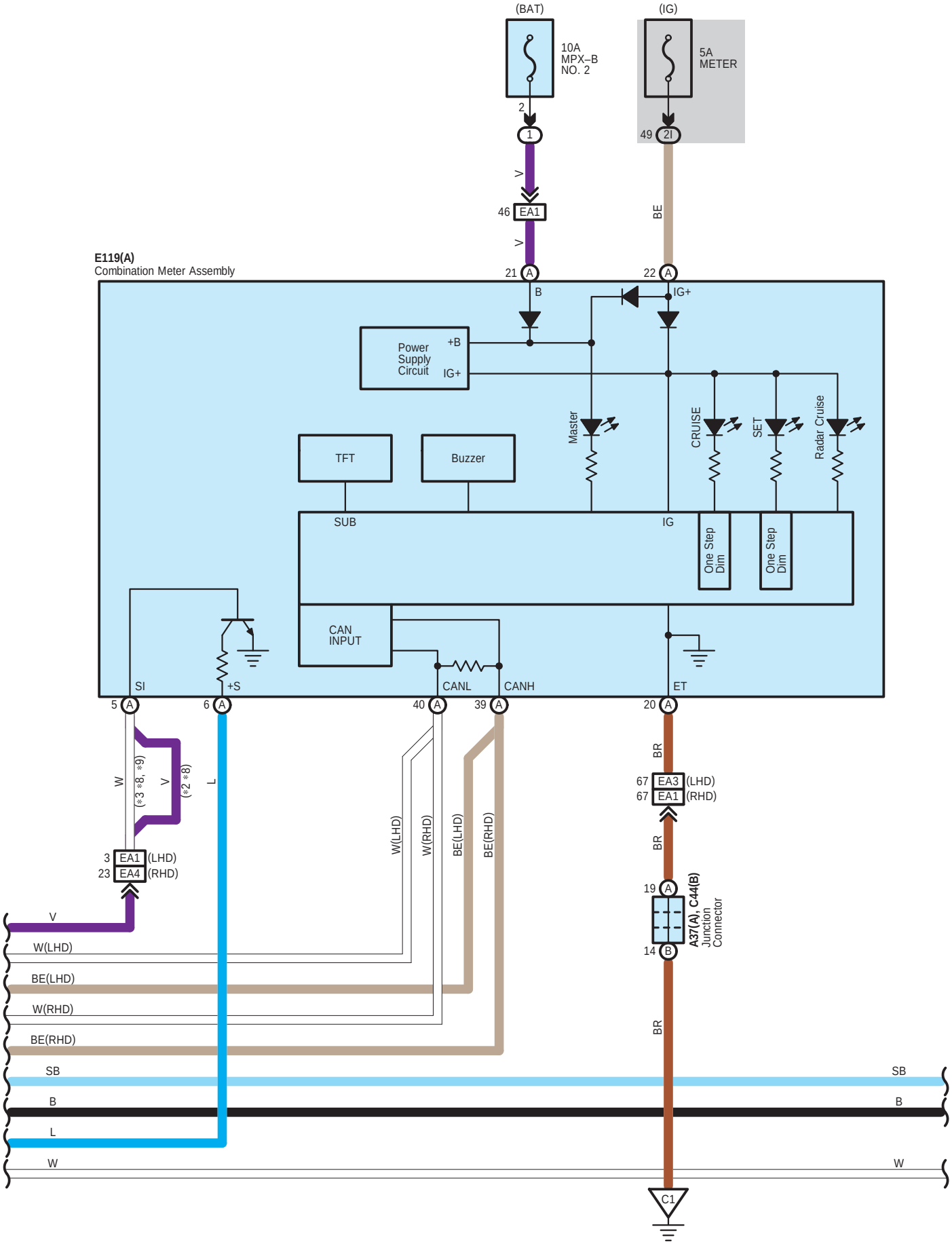
(BAT)
(IG)
10A
MPX–B
NO. 2
5A
METER
2
1
49
2I
V
46
EA1
BE
E119(A)
Combination Meter Assembly
21
A
22
A
B
IG+
Power
Supply
Circuit
+B
IG+
Master
CRUISE
SET
Radar Cruise
TFT
Buzzer
SUB
IG
One Step
Dim
One Step
Dim
CAN
INPUT
SI
+S
CANL
CANH
ET
5
6
40
39
20
W
(*3 *8, *9)
V
(*2 *8)
L
W(LHD)
W(RHD)
BE(LHD)
BE(RHD)
BR
67
EA3
(LHD)
67
EA1
(RHD)
3
EA1
(LHD)
23
EA4
(RHD)
19
14
A37(A), C44(B)
Junction
Connector
V
W(LHD)
BE(LHD)
W(RHD)
BE(RHD)
SB
B
L
W
C1

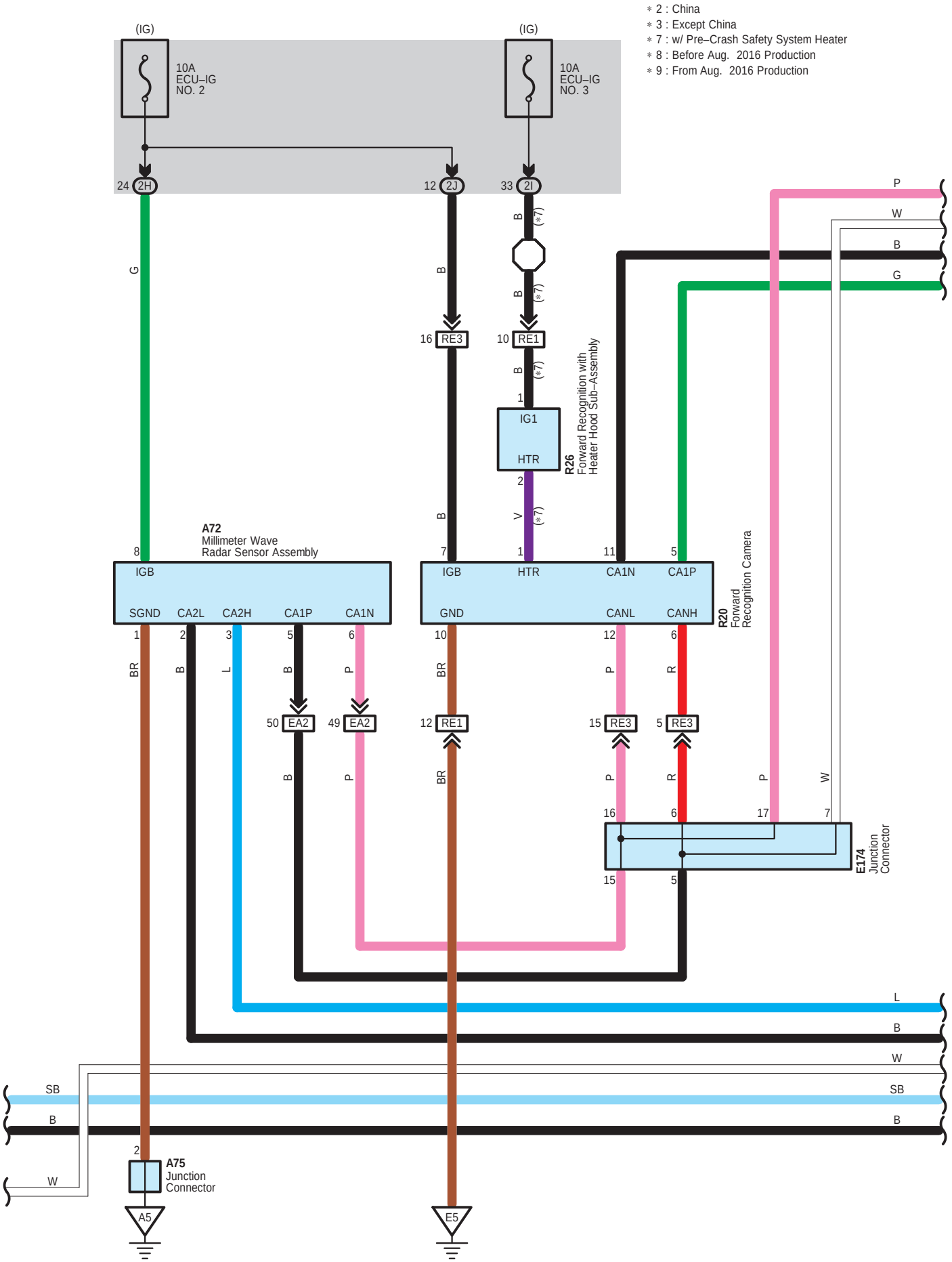
* 2 : China
* 3 : Except China
* 7 : w/ Pre–Crash Safety System Heater
* 8 : Before Aug. 2016 Production
* 9 : From Aug. 2016 Production
(IG)
10A
ECU–IG
NO. 2
(IG)
10A
ECU–IG
NO. 3
24 2H
12 2J
33 2I
16 RE3
10 RE1
IG1
HTR
R26
Forward Recognition with
Heater Hood Sub–Assembly
A72
Millimeter Wave
Radar Sensor Assembly
IGB
SGND
CA2L
CA2H
CA1P
CA1N
IGB
HTR
CA1N
CA1P
GND
CANL
CANH
R20
Forward
Recognition Camera
50 EA2
49 EA2
12 RE1
15 RE3
5 RE3
E174
Junction
Connector
A75
Junction
Connector
A5
E5

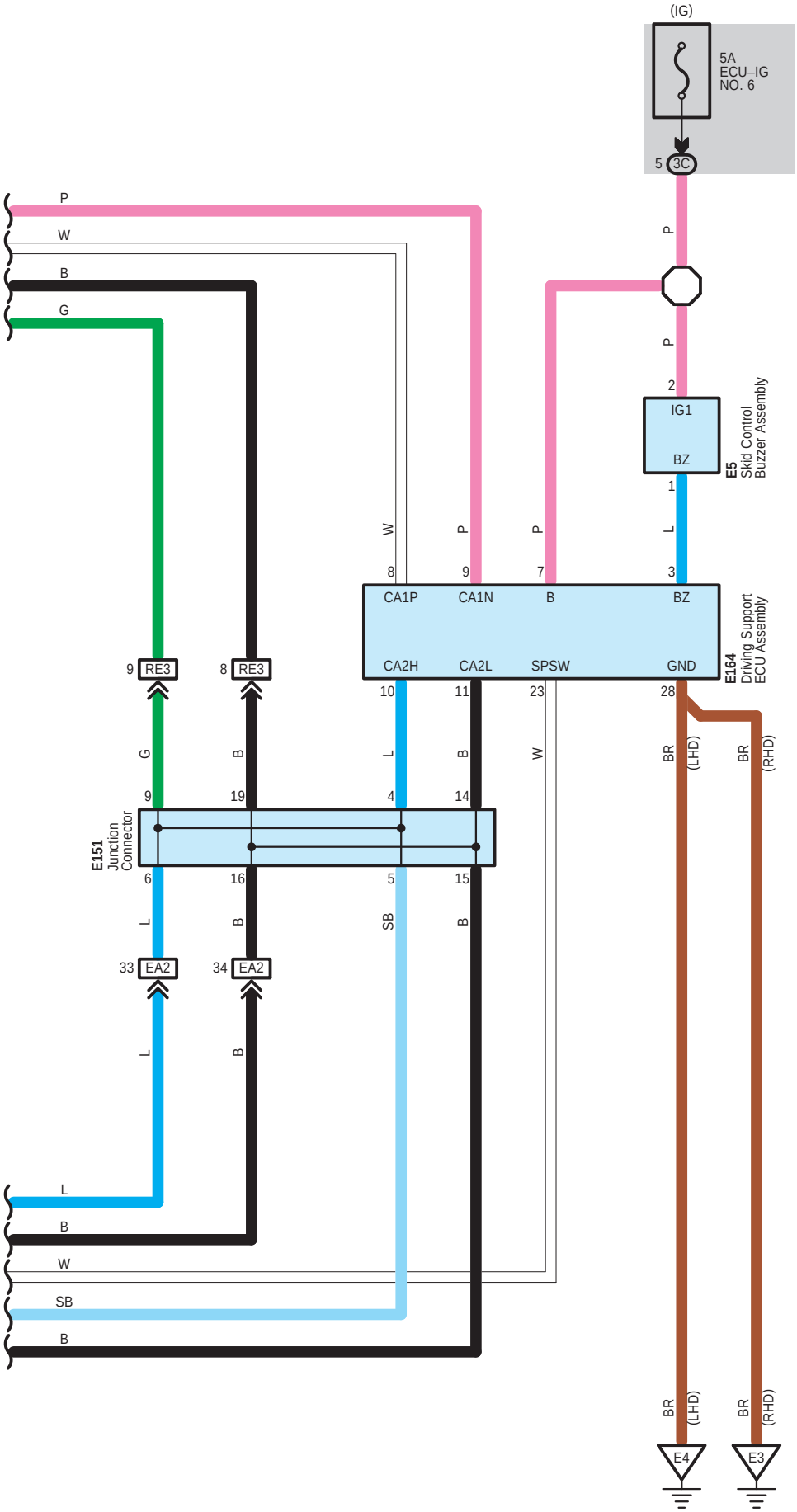
(IG)
5A
ECU–IG
NO. 6
5 3C
P
W
B
G
P
P
2
IG1
BZ
E5
Skid Control
Buzzer Assembly
1
W
P
P
L
8
9
7
3
CA1P
CA1N
B
BZ
CA2H
CA2L
SPSW
GND
E164
Driving Support
ECU Assembly
9 RE3
8 RE3
10
11
23
28
G
B
L
B
W
BR (LHD)
BR (RHD)
9
19
4
14
E151
Junction
Connector
6
16
5
15
L
B
SB
B
33 EA2
34 EA2
L
B
L
B
W
SB
B
BR (LHD)
BR (RHD)
E4
E3

A 24
Black

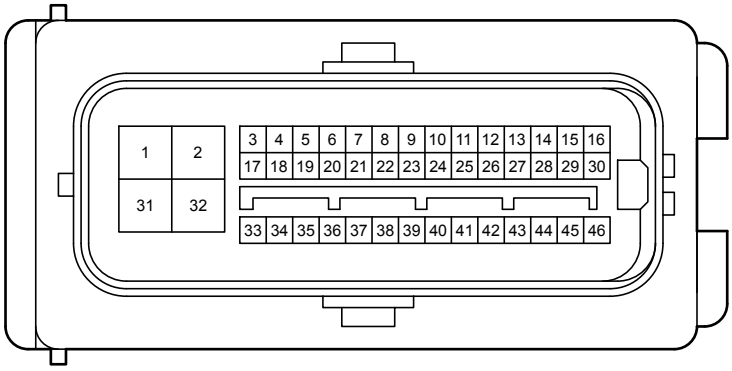

A 31
Black



A 37
Blue

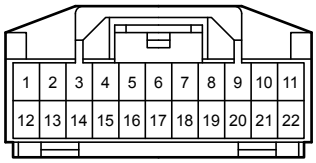

A 38
Black

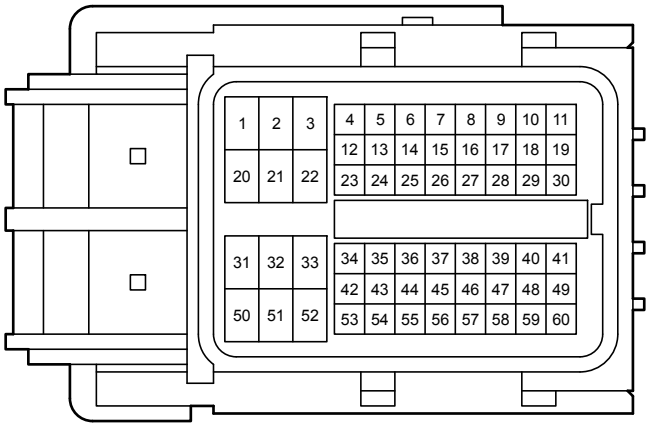

A 39
Black

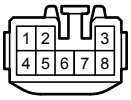

A 52
Black

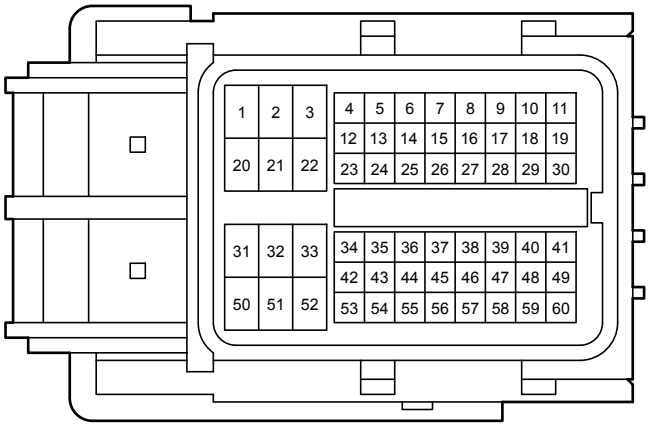

A 72
Black



A 73
Gray

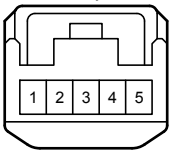

A 75
Black

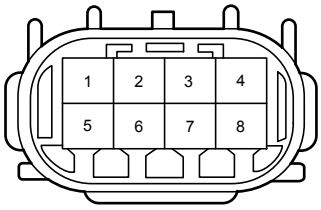

C 3
Black



C 24
Gray

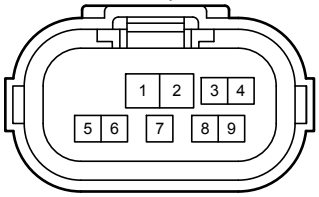

C 34
Gray

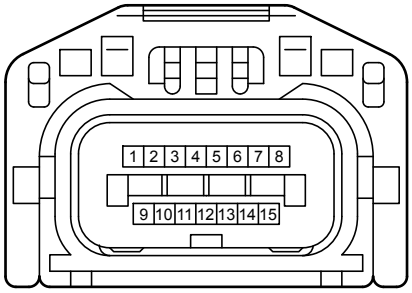

C 44
Blue

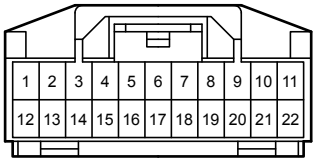

C 45
Black

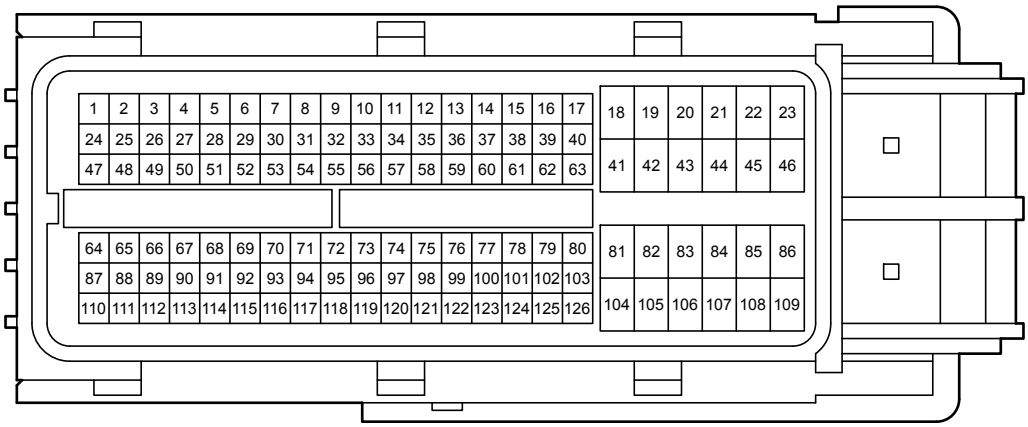

C 46
Black

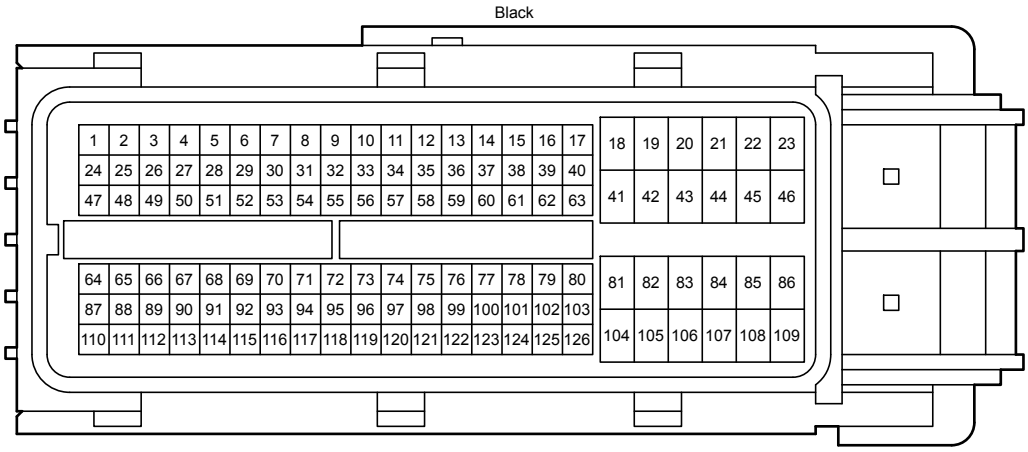

C 96
Gray

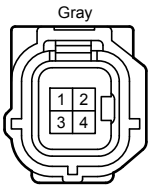

E 5
Blue



E 22
White

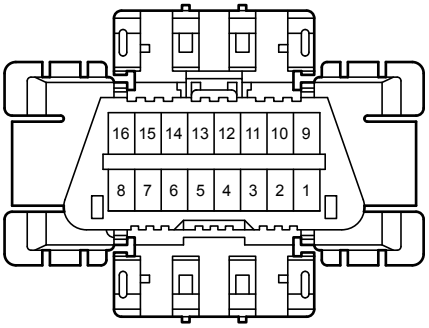

E 47
Yellow

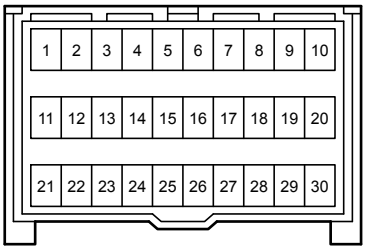

E 52
White

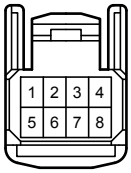

E119
Black

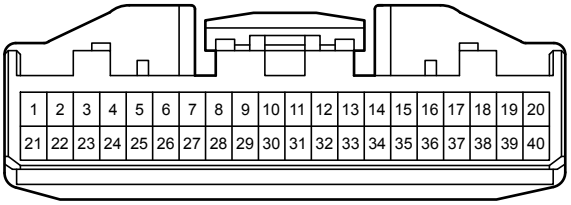

E121
White

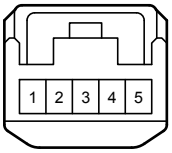

E122
Black

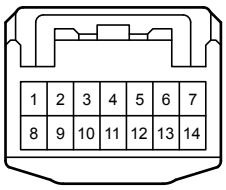

E133
White

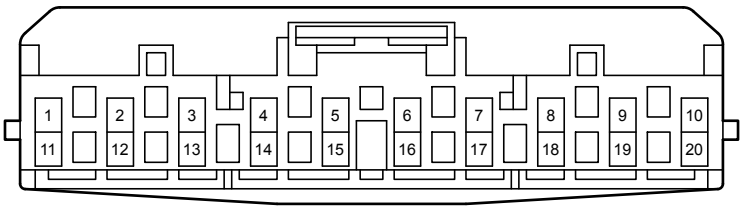

E135
White

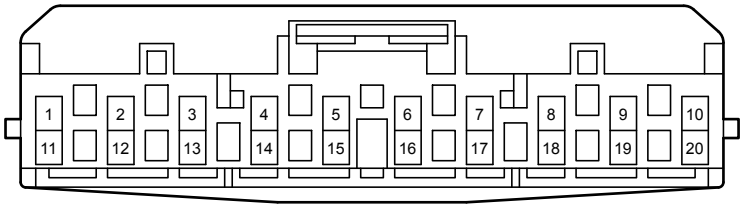

E145
Black

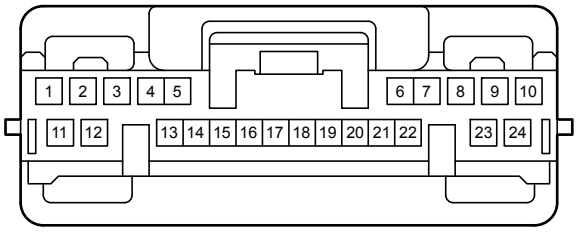

E151
White

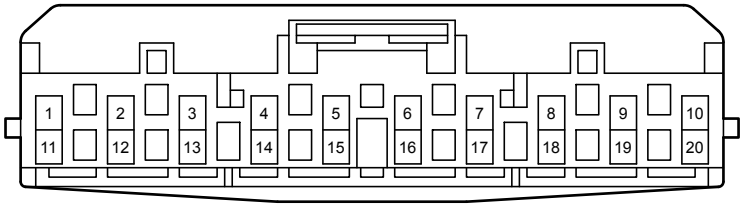

E163
White

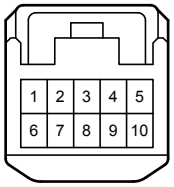

E164
White

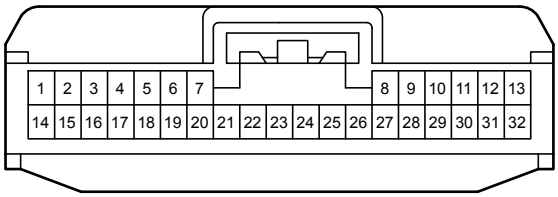

E174
White

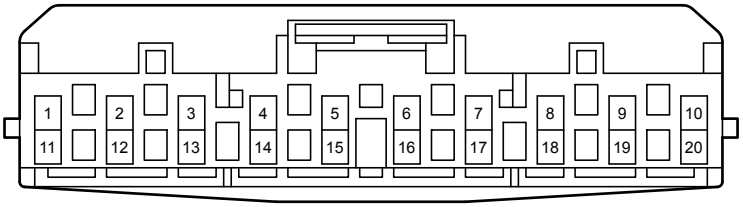

R 20
Gray

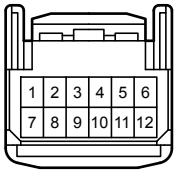

R 26
Black

V 9
White

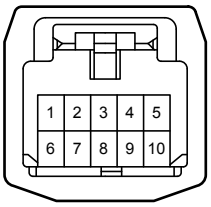

z 37
White

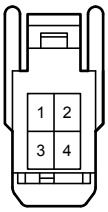

z 73
Black

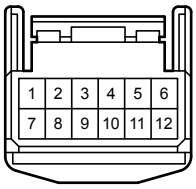

1P
White

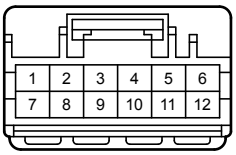

1S
White

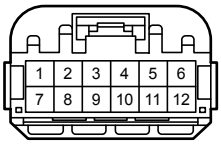

2H
White

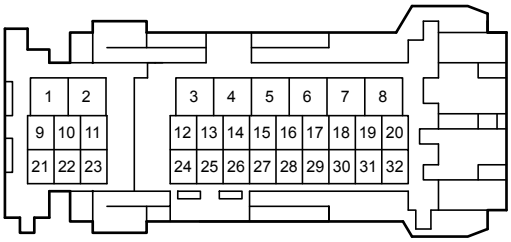

2I
White

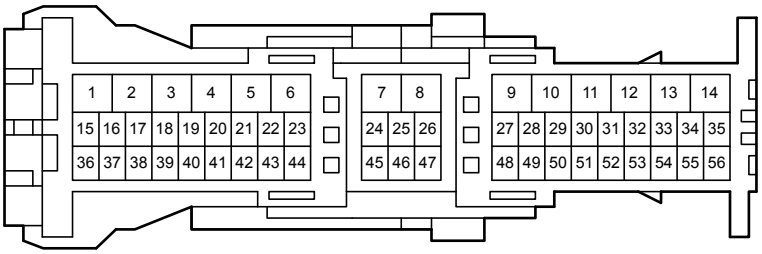

2J
White

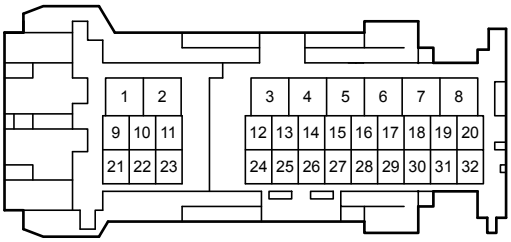

3C
White

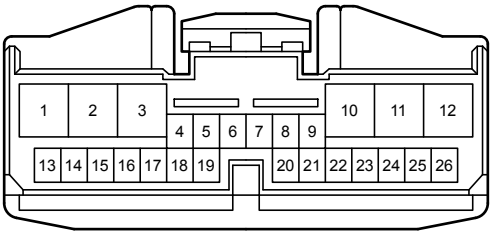

AA1
Gray

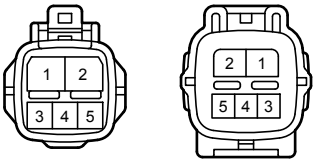

CA3
White

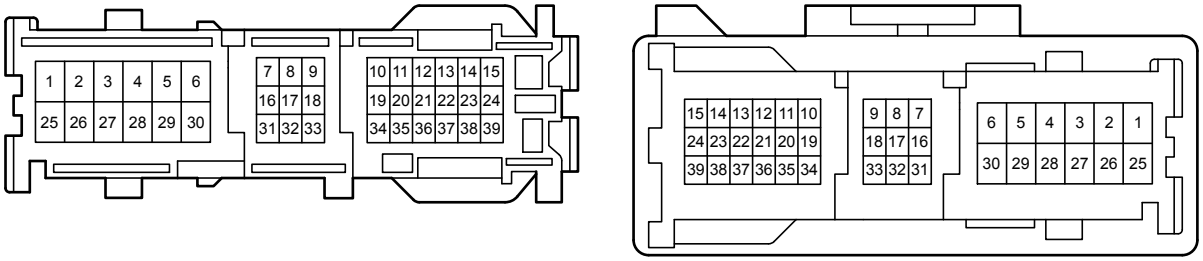

CA6
White

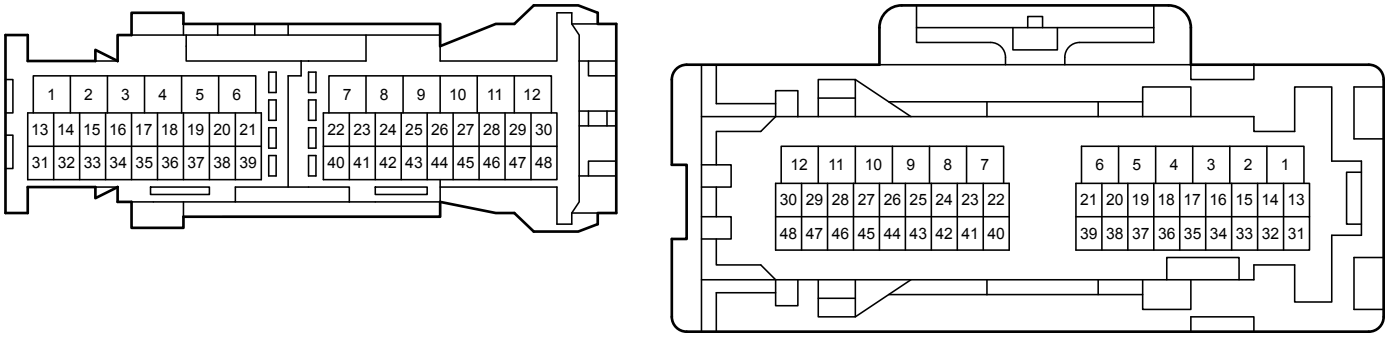

EA1
White

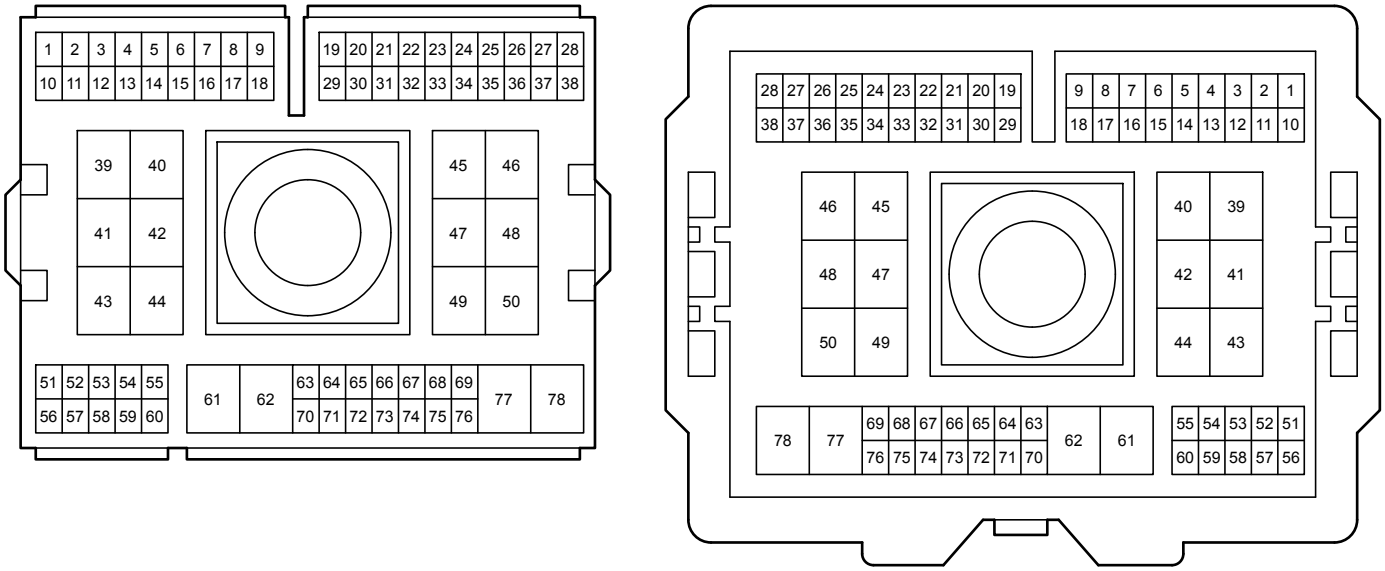

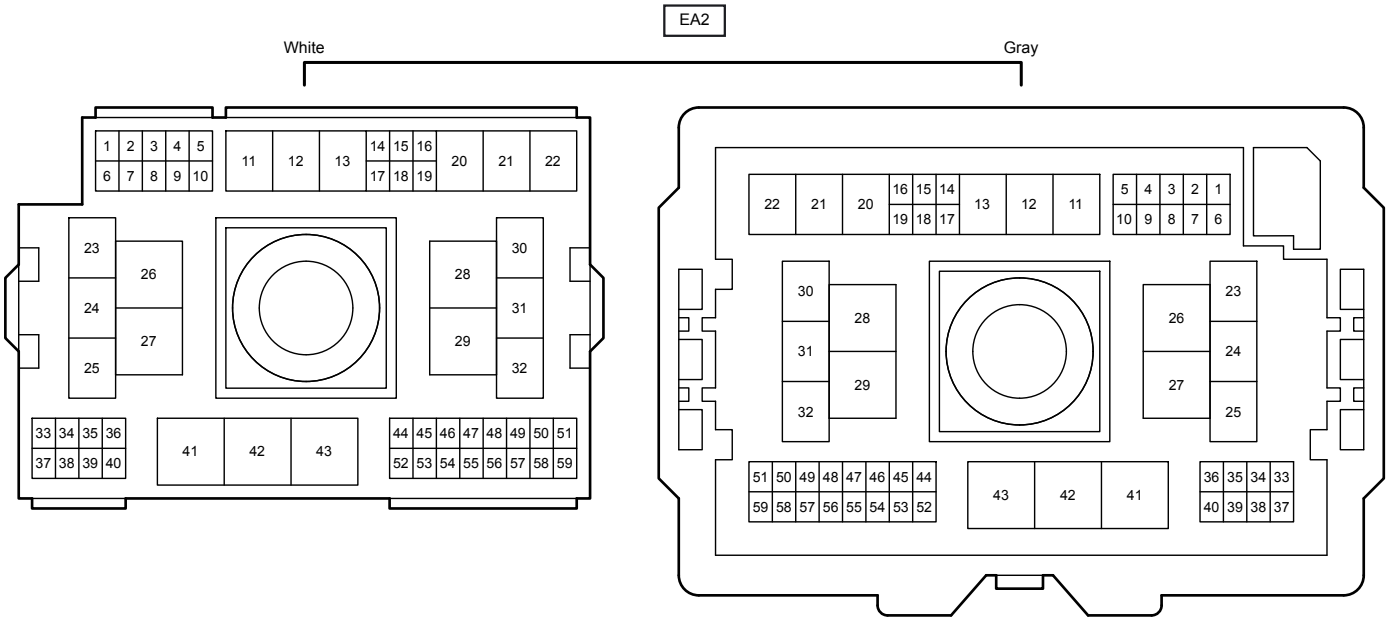
EA2
White
Gray

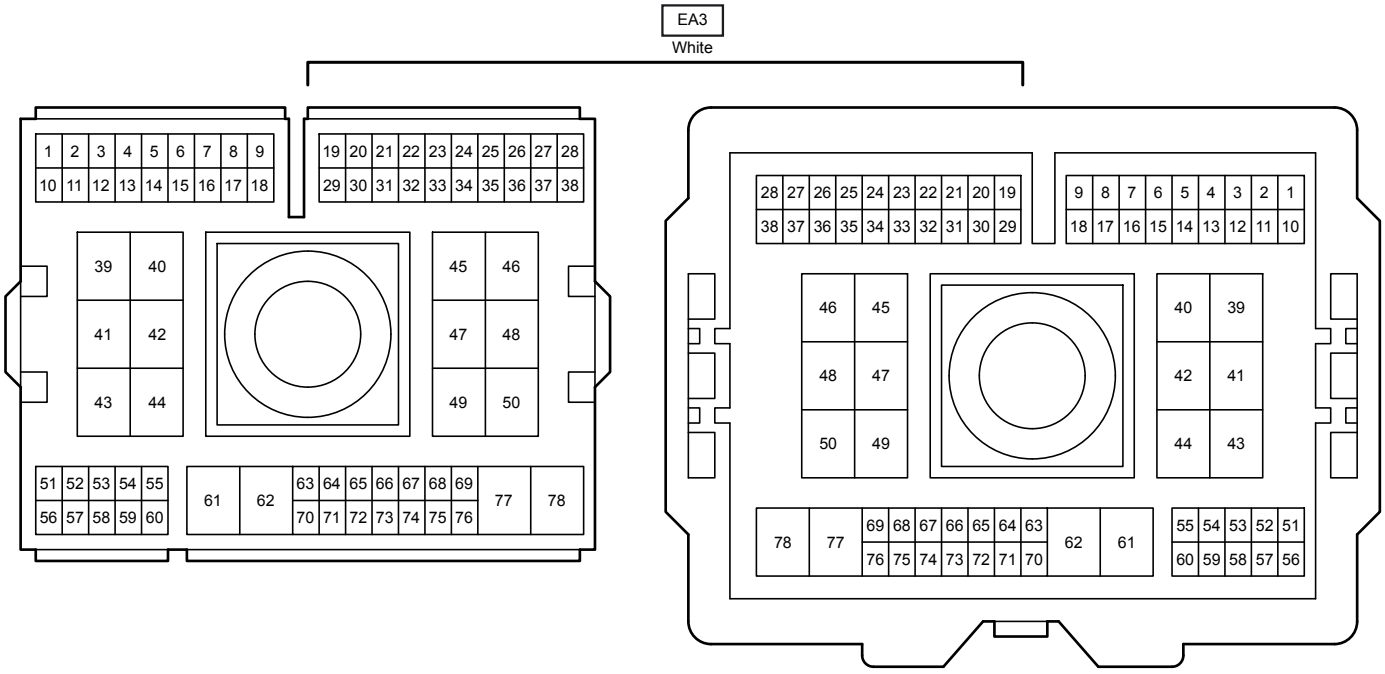
EA3
White

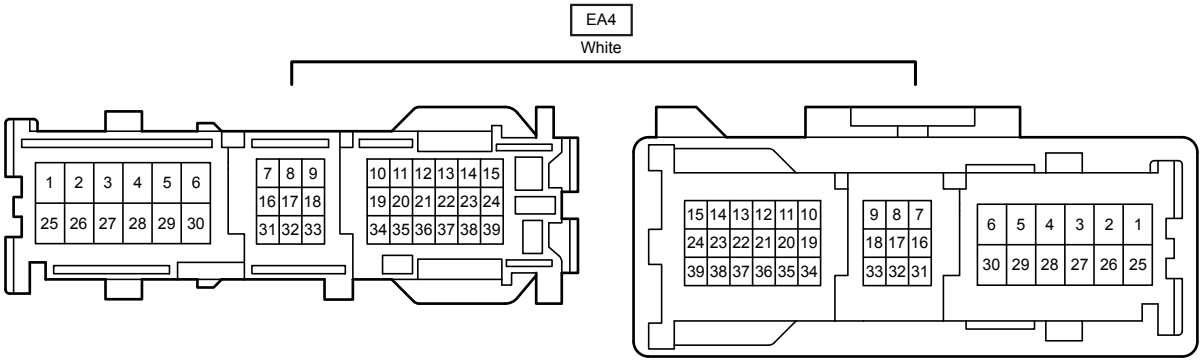
EA4
White

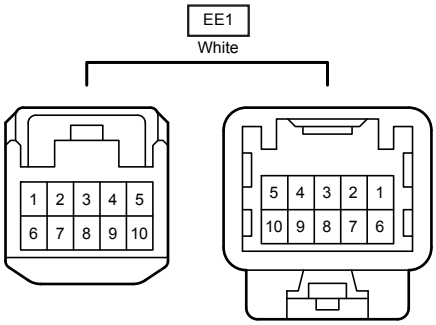
EE1
White
1 2 3 4 5
6 7 8 9 10
5 4 3 2 1
10 9 8 7 6

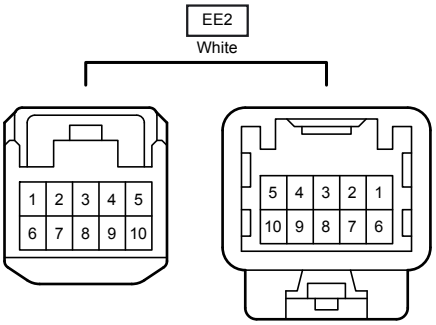
EE2
White
1 2 3 4 5
6 7 8 9 10
5 4 3 2 1
10 9 8 7 6

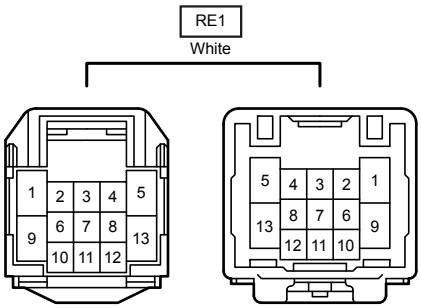
RE1
White
1 2 3 4 5
9 6 7 8 13
10 11 12
5 4 3 2 1
13 8 7 6 9
12 11 10

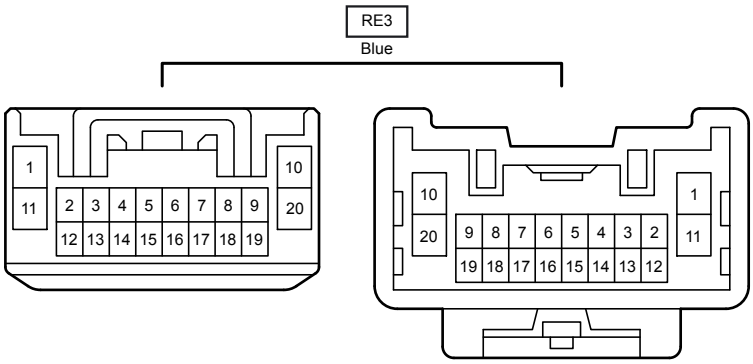
RE3
Blue
1 10
11 2 3 4 5 6 7 8 9 20
12 13 14 15 16 17 18 19
10 1
20 9 8 7 6 5 4 3 2 11
19 18 17 16 15 14 13 12

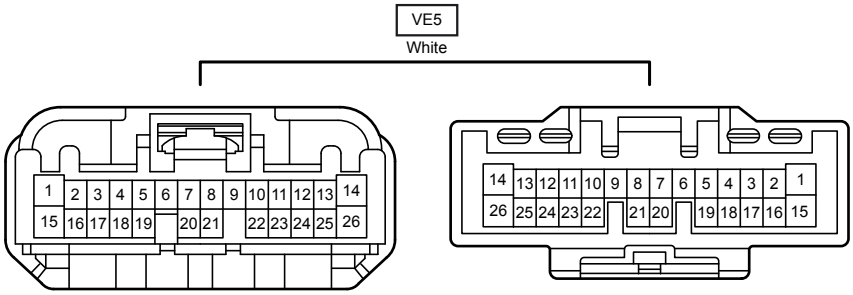
VE5
White
1 2 3 4 5 6 7 8 9 10 11 12 13 14
15 16 17 18 19 20 21 22 23 24 25 26
14 13 12 11 10 9 8 7 6 5 4 3 2 1
26 25 24 23 22 21 20 19 18 17 16 15