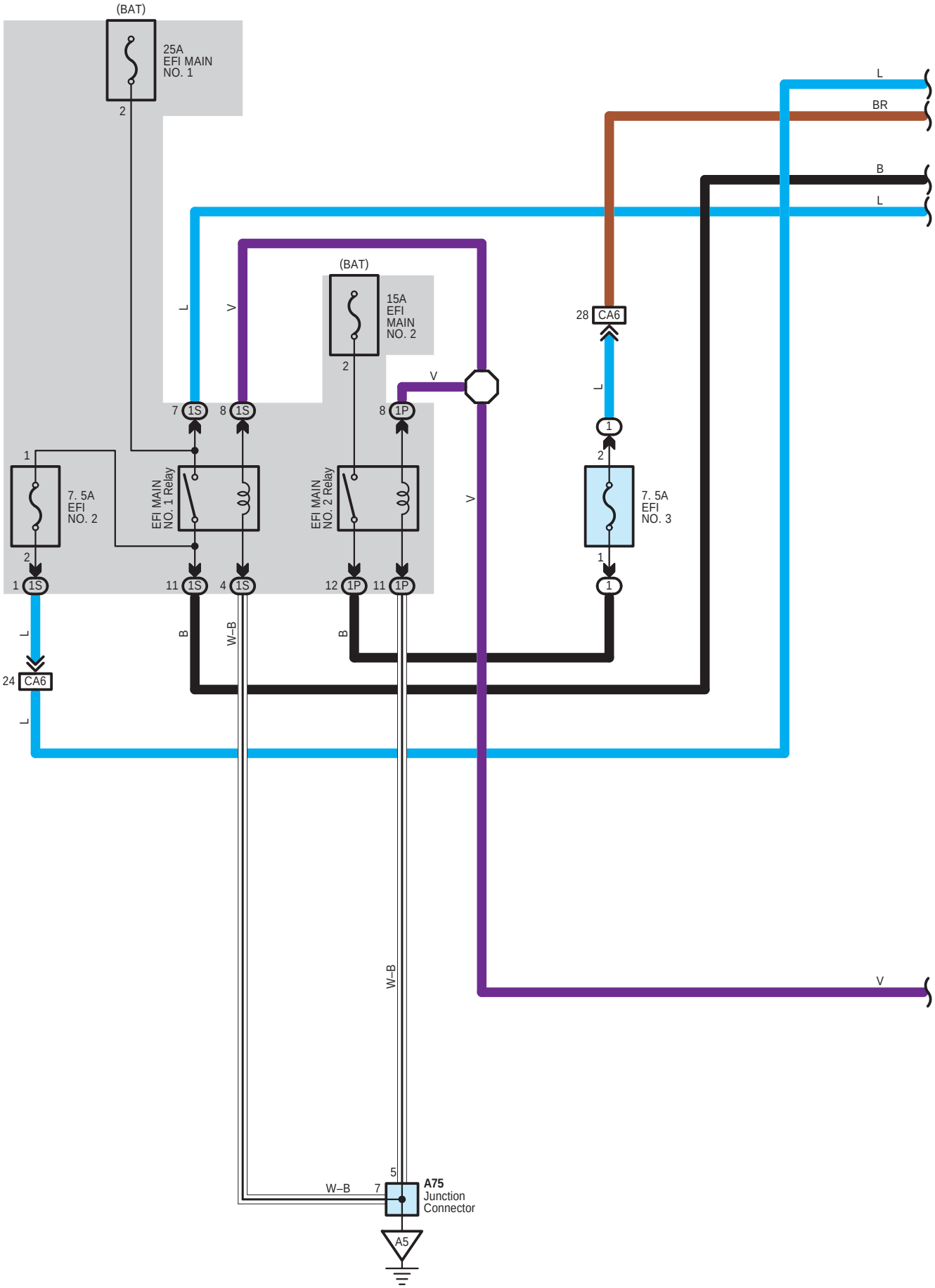
(BAT)
25A
EFI MAIN
NO. 1
2
L
BR
B
L
(BAT)
15A
EFI
MAIN
NO. 2
2
L
V
V
28 CA6
L
7 1S
8 1S
8 1P
1
2
1
7. 5A
EFI
NO. 2
EFI MAIN
NO. 1 Relay
EFI MAIN
NO. 2 Relay
V
7. 5A
EFI
NO. 3
2
1
1 1S
11 1S
4 1S
12 1P
11 1P
1
L
B
W–B
B
24 CA6
L
W–B
V
5
W–B
7
A75
Junction
Connector
A5

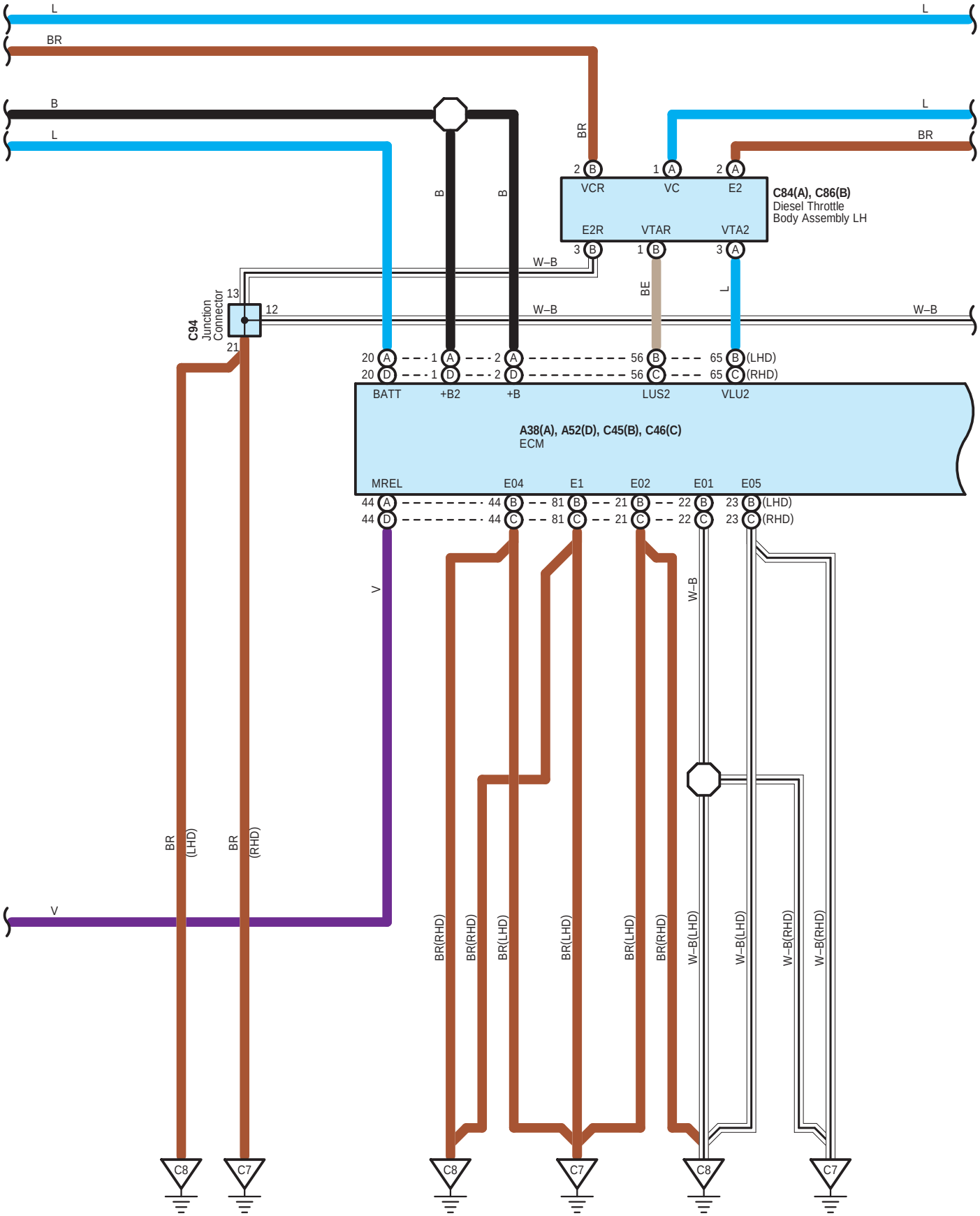
L
BR
B
L
BR
B
B
L
BR
2 B
1 A
2 A
VCR
VC
E2
C84(A), C86(B)
Diesel Throttle
Body Assembly LH
E2R
VTAR
VTA2
3 B
1 B
3 A
W–B
BE
L
C94
Junction
Connector
13
12
21
W–B
W–B
20 A
1 A
2 A
56 B
65 B (LHD)
20 D
1 D
2 D
56 C
65 C (RHD)
BATT
+B2
+B
LUS2
VLU2
A38(A), A52(D), C45(B), C46(C)
ECM
MREL
E04
E1
E02
E01
E05
44 A
44 B
81 B
21 B
22 B
23 B (LHD)
44 D
44 C
81 C
21 C
22 C
23 C (RHD)
V
W–B
BR
(LHD)
BR
(RHD)
V
BR(RHD)
BR(RHD)
BR(LHD)
BR(LHD)
BR(LHD)
BR(RHD)
W–B(LHD)
W–B(LHD)
W–B(RHD)
W–B(RHD)
C8
C7
C8
C7
C8
C7

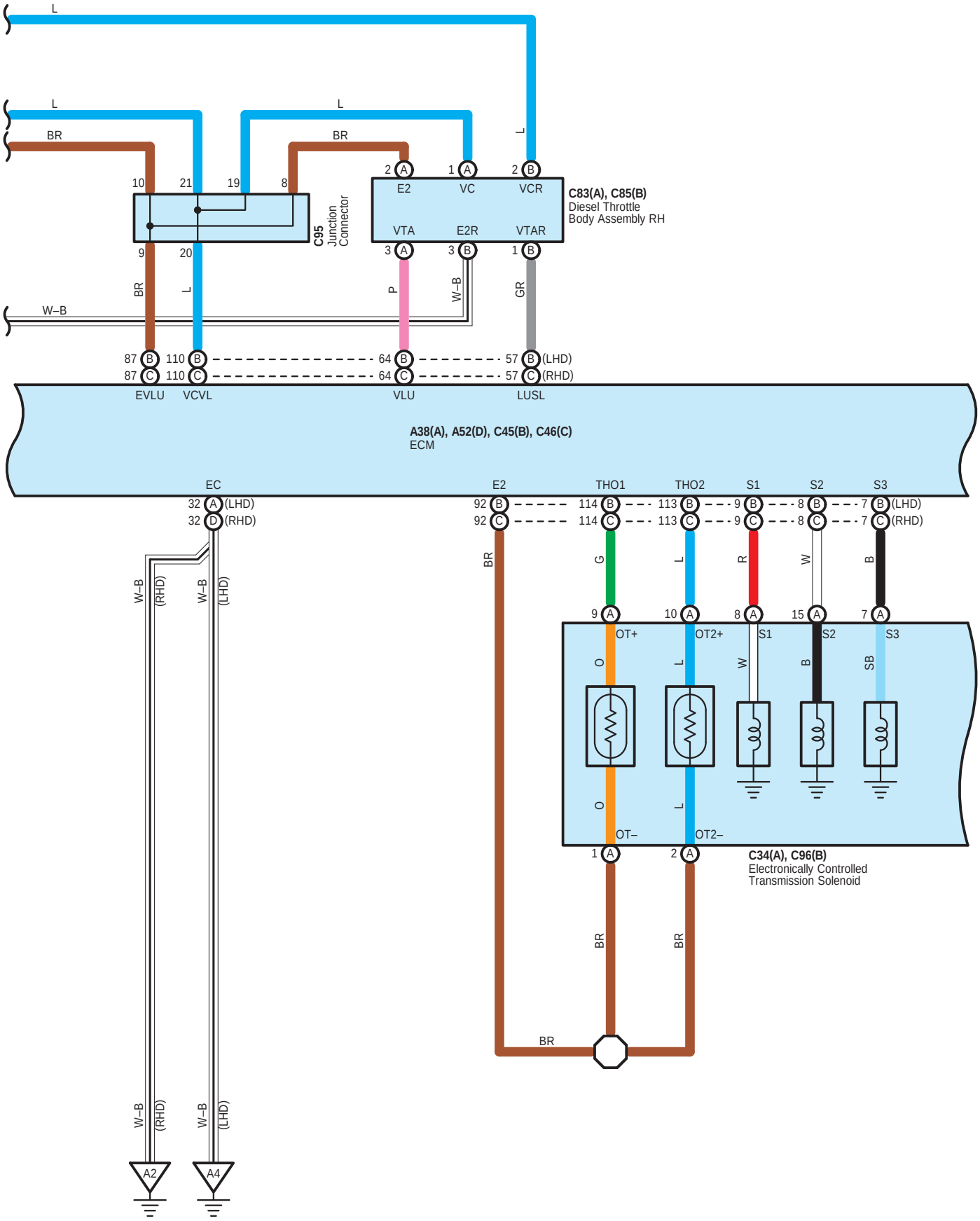
L
BR
W–B
C95
Junction
Connector
C83(A), C85(B)
Diesel Throttle
Body Assembly RH
E2
VC
VCR
VTA
E2R
VTAR
EVLU
VCVL
VLU
LUSL
(LHD)
(RHD)
A38(A), A52(D), C45(B), C46(C)
ECM
EC
E2
THO1
THO2
S1
S2
S3
OT+
OT2+
OT–
OT2–
C34(A), C96(B)
Electronically Controlled
Transmission Solenoid
A2
A4

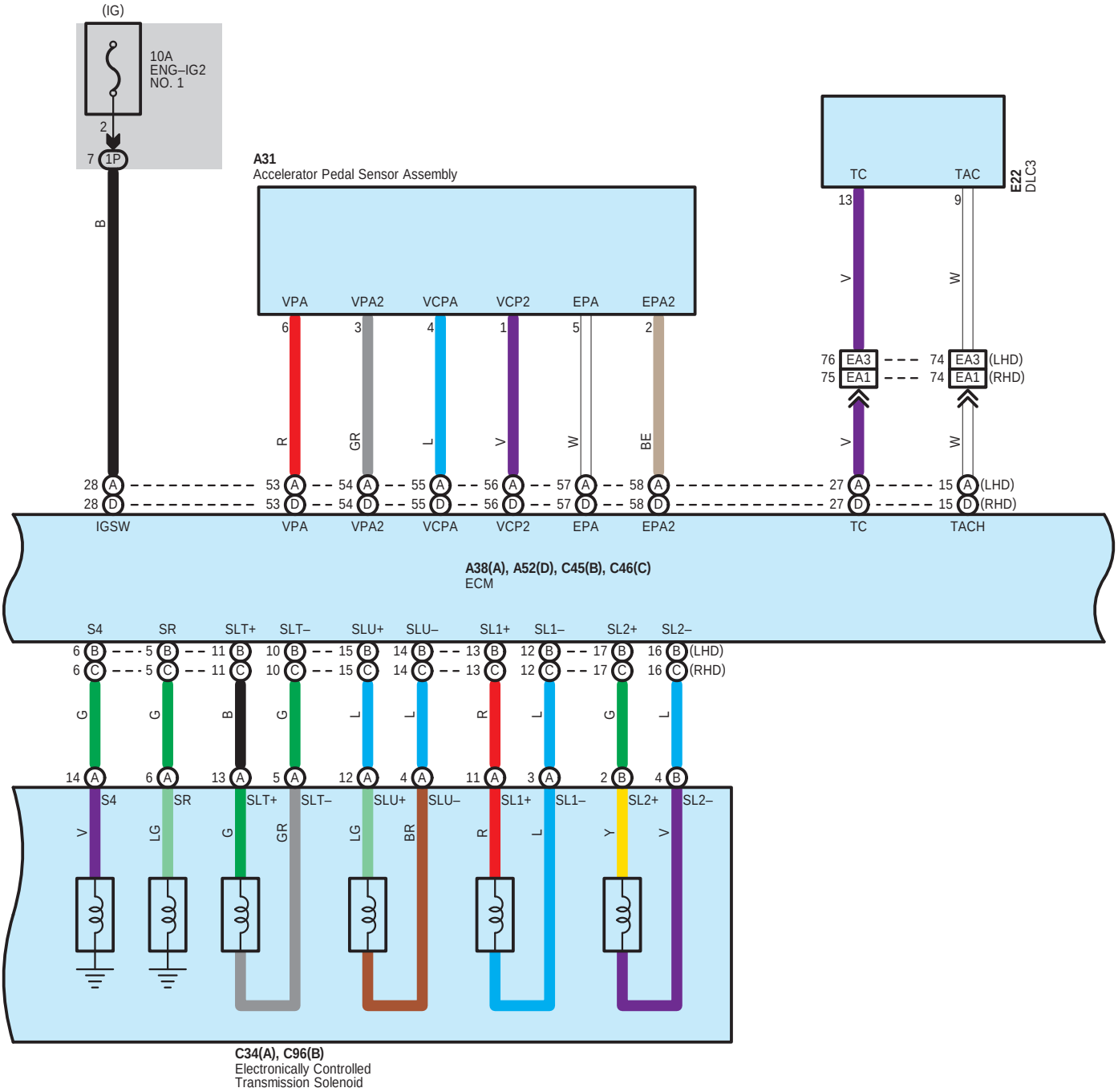
(IG)
10A
ENG–IG2
NO. 1
2
7 1P
B
A31
Accelerator Pedal Sensor Assembly
VPA VPA2 VCPA VCP2 EPA EPA2
6 3 4 1 5 2
R GR L V W BE
TC TAC
E22
DLC3
13 9
V W
76 EA3 74 EA3 (LHD)
75 EA1 74 EA1 (RHD)
V W
28 A 53 A 54 A 55 A 56 A 57 A 58 A 27 A 15 A (LHD)
28 D 53 D 54 D 55 D 56 D 57 D 58 D 27 D 15 D (RHD)
IGSW VPA VPA2 VCPA VCP2 EPA EPA2 TC TACH
A38(A), A52(D), C45(B), C46(C)
ECM
S4 SR SLT+ SLT– SLU+ SLU– SL1+ SL1– SL2+ SL2–
6 B 5 B 11 B 10 B 15 B 14 B 13 B 12 B 17 B 16 B (LHD)
6 C 5 C 11 C 10 C 15 C 14 C 13 C 12 C 17 C 16 C (RHD)
G G B G L L R L G L
14 A 6 A 13 A 5 A 12 A 4 A 11 A 3 A 2 B 4 B
S4 SR SLT+ SLT– SLU+ SLU– SL1+ SL1– SL2+ SL2–
V LG G GR LG BR R L Y V
C34(A), C96(B)
Electronically Controlled
Transmission Solenoid

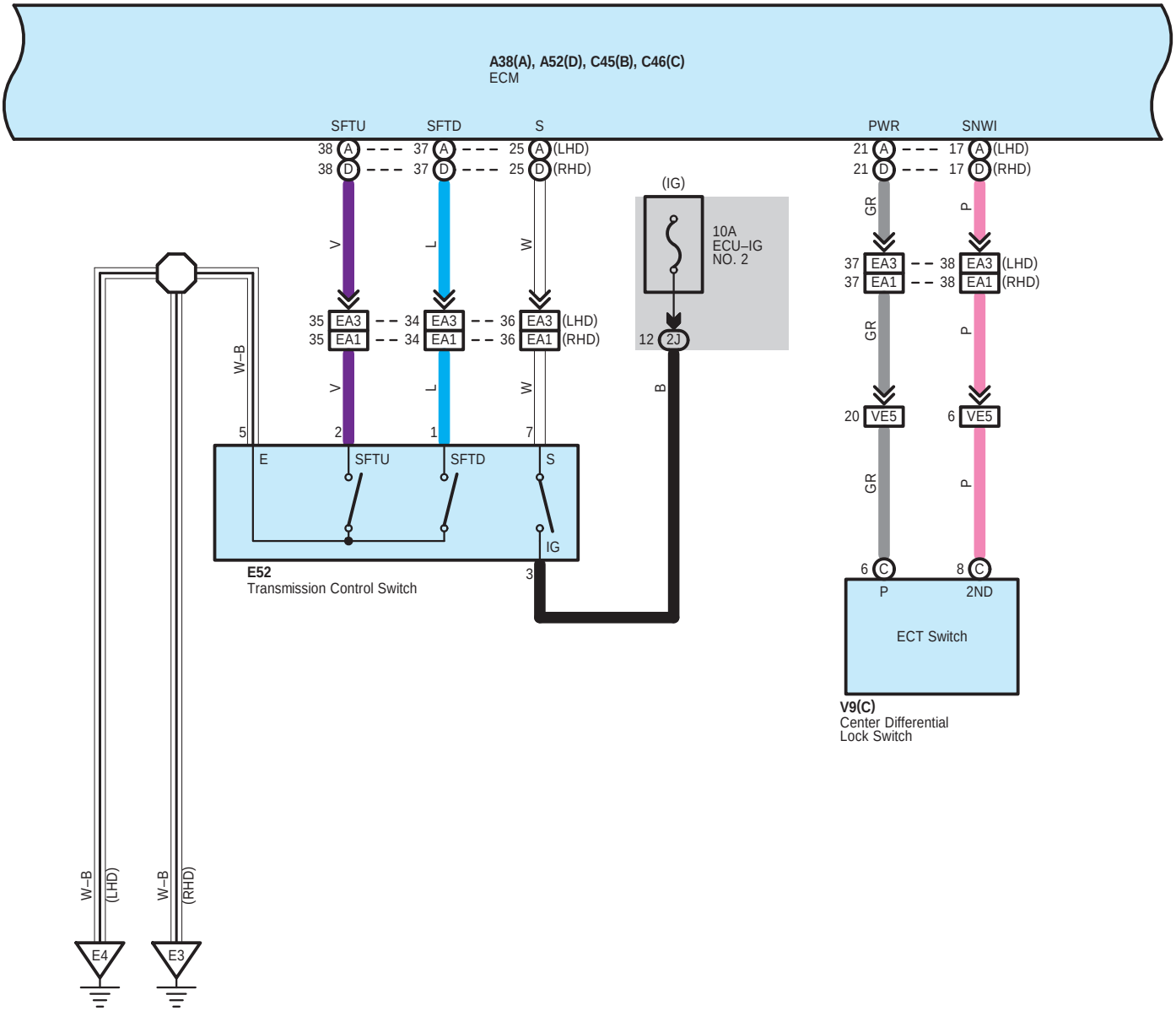
A38(A), A52(D), C45(B), C46(C)
ECM
SFTU
SFTD
S
PWR
SNWI
38 A
38 D
37 A
37 D
25 A (LHD)
25 D (RHD)
21 A
21 D
17 A (LHD)
17 D (RHD)
(IG)
10A
ECU–IG
NO. 2
12 2J
V
L
W
B
GR
P
35 EA3
35 EA1
34 EA3
34 EA1
36 EA3 (LHD)
36 EA1 (RHD)
37 EA3
37 EA1
38 EA3 (LHD)
38 EA1 (RHD)
20 VE5
6 VE5
W–B
5
2
1
7
E
SFTU
SFTD
S
IG
3
E52
Transmission Control Switch
6 C
8 C
P
2ND
ECT Switch
V9(C)
Center Differential
Lock Switch
W–B (LHD)
W–B (RHD)
E4
E3

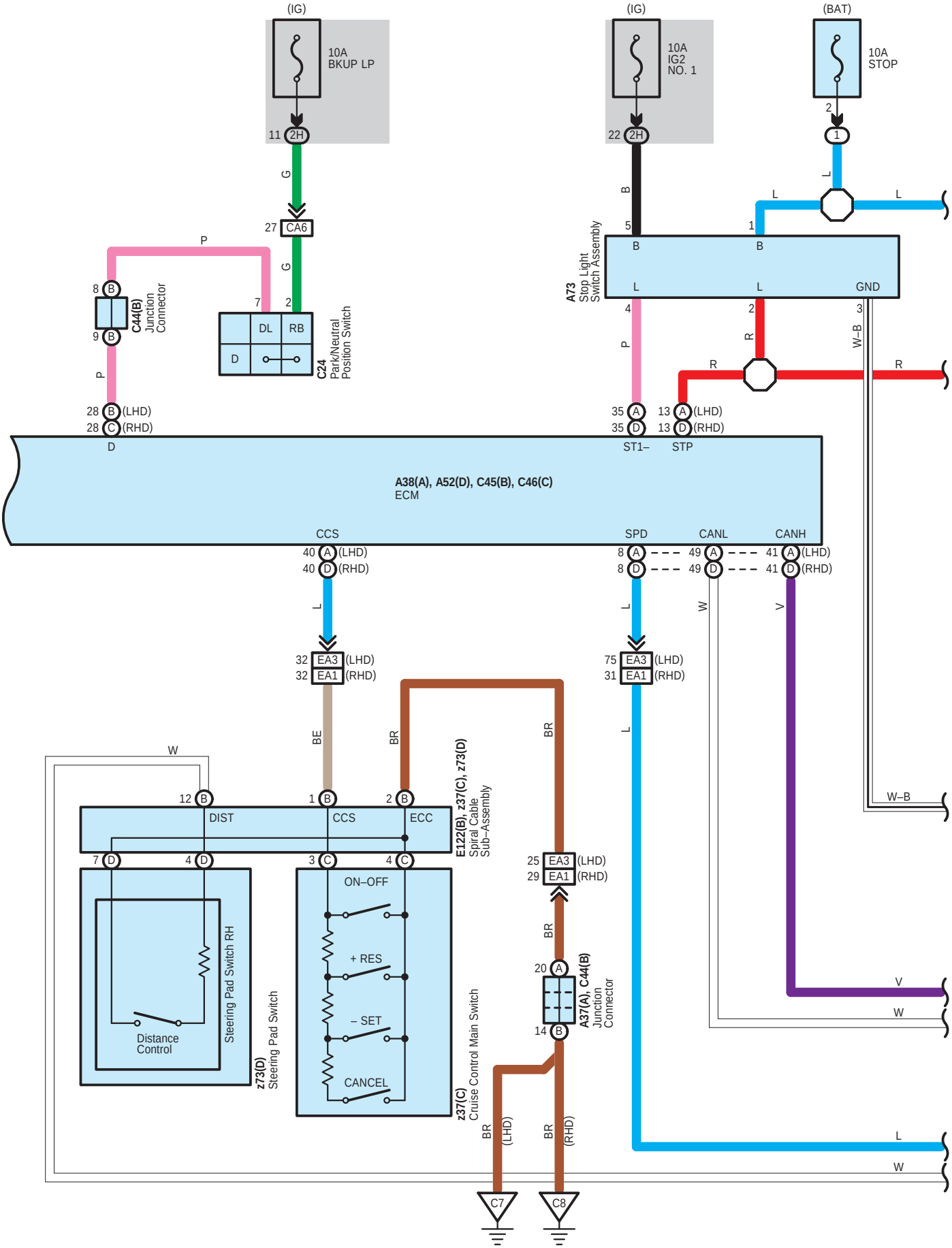
(IG)
10A
BKUP LP
11 2H
G
27 CA6
P
G
8 B
9 B
C44(B)
Junction
Connector
7
2
DL
RB
D
C24
Park/Neutral
Position Switch
P
28 B (LHD)
28 C (RHD)
D
(IG)
10A
IG2
NO. 1
22 2H
B
5
(BAT)
10A
STOP
2
1
L
L
L
1
B
B
A73
Stop Light
Switch Assembly
L
L
GND
4
2
3
P
R
W–B
R
R
35 A
35 D
ST1–
13 A (LHD)
13 D (RHD)
STP
A38(A), A52(D), C45(B), C46(C)
ECM
CCS
SPD
CANL
CANH
40 A (LHD)
40 D (RHD)
8 A
8 D
49 A
49 D
41 A (LHD)
41 D (RHD)
L
L
W
V
32 EA3 (LHD)
32 EA1 (RHD)
75 EA3 (LHD)
31 EA1 (RHD)
BE
BR
BR
L
W
12 B
1 B
2 B
DIST
CCS
ECC
E122(B), z37(C), z73(D)
Spiral Cable
Sub–Assembly
W–B
7 D
4 D
3 C
4 C
25 EA3 (LHD)
29 EA1 (RHD)
ON–OFF
+ RES
– SET
CANCEL
Distance
Control
Steering Pad Switch RH
z73(D)
Steering Pad Switch
z37(C)
Cruise Control Main Switch
BR
20 A
14 B
A37(A), C44(B)
Junction
Connector
V
W
BR
(LHD)
BR
(RHD)
L
W
C7
C8

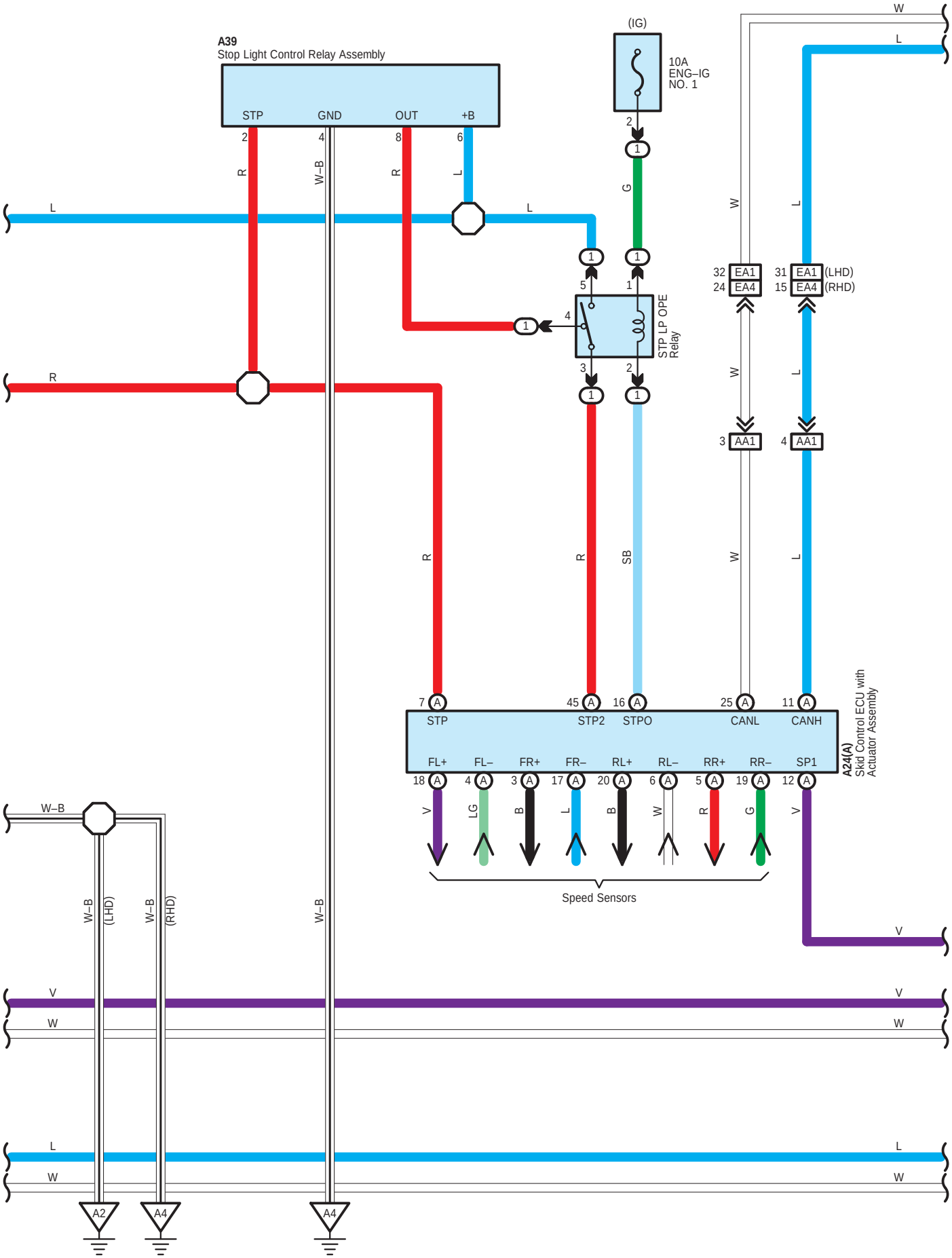
A39
Stop Light Control Relay Assembly
STP
GND
OUT
+B
(IG)
10A
ENG–IG
NO. 1
STP LP OPE
Relay
EA1
EA4
(LHD)
(RHD)
AA1
A24(A)
Skid Control ECU with
Actuator Assembly
STP
STP2
STPO
CANL
CANH
FL+
FL–
FR+
FR–
RL+
RL–
RR+
RR–
SP1
Speed Sensors
W–B
(LHD)
(RHD)
A2
A4

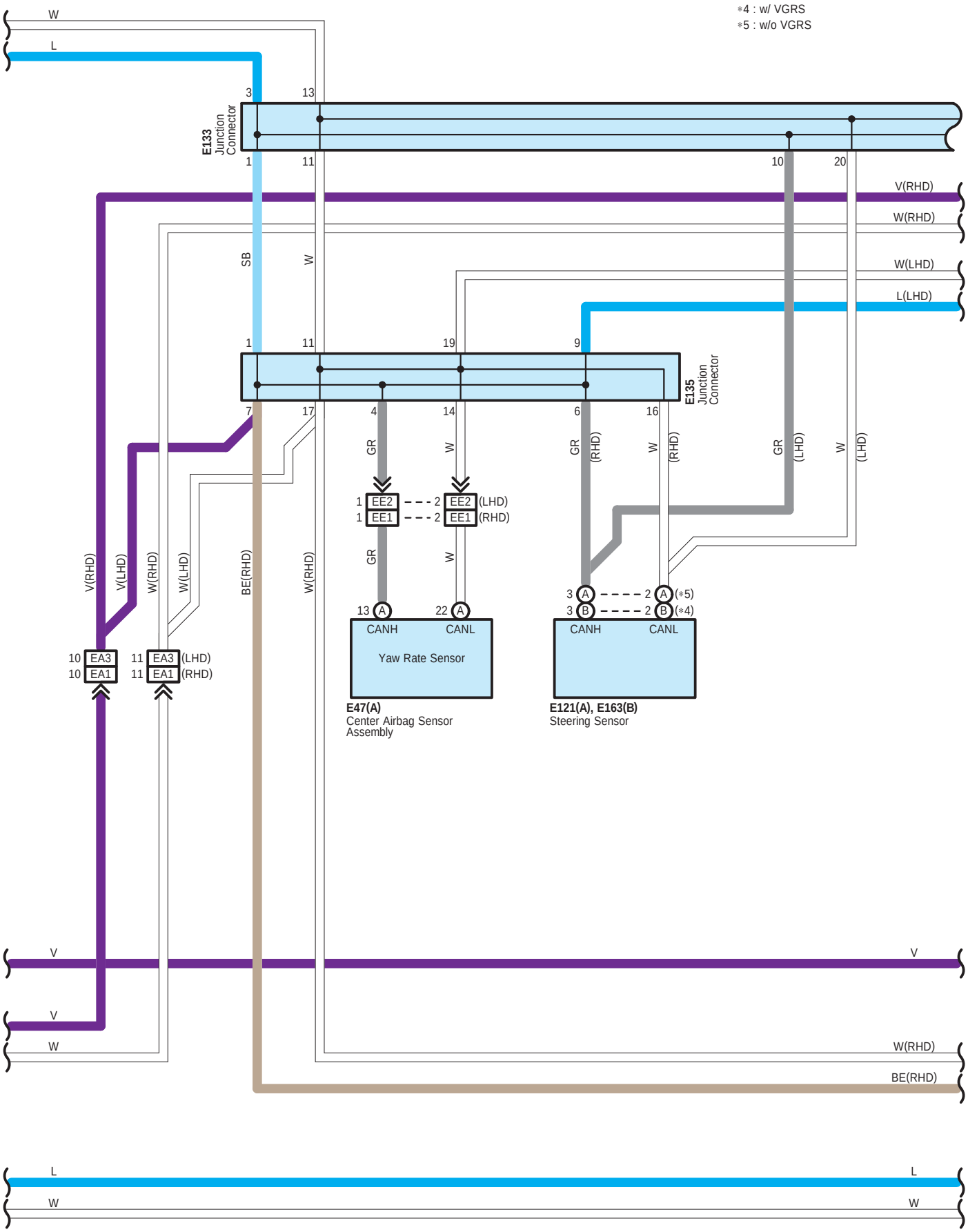
*4 : w/ VGRS
*5 : w/o VGRS
E133 Junction Connector
E135 Junction Connector
V(RHD)
W(RHD)
W(LHD)
L(LHD)
SB
W
GR
W
GR (RHD)
W (RHD)
GR (LHD)
W (LHD)
1 EE2 2 EE2 (LHD)
1 EE1 2 EE1 (RHD)
V(RHD)
V(LHD)
W(RHD)
W(LHD)
BE(RHD)
W(RHD)
10 EA3
10 EA1
11 EA3 (LHD)
11 EA1 (RHD)
13 A
22 A
CANH
CANL
Yaw Rate Sensor
E47(A)
Center Airbag Sensor Assembly
3 A 2 A (*5)
3 B 2 B (*4)
CANH
CANL
E121(A), E163(B)
Steering Sensor
V
V
W
W(RHD)
BE(RHD)
L
W
L
W

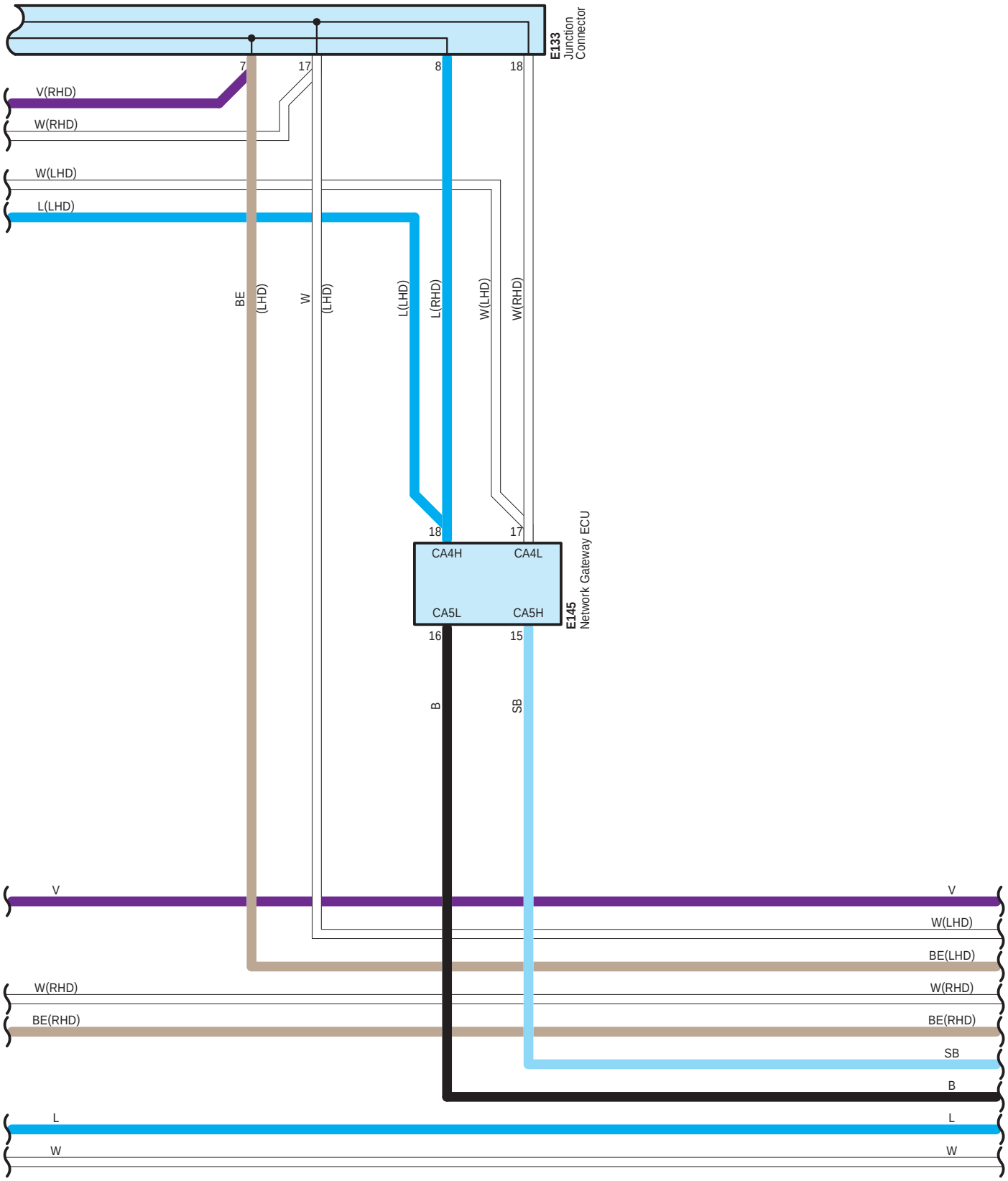
E133
Junction
Connector
7
17
8
18
V(RHD)
W(RHD)
W(LHD)
L(LHD)
BE
(LHD)
W
(LHD)
L(LHD)
L(RHD)
W(LHD)
W(RHD)
18
17
CA4H
CA4L
CA5L
CA5H
16
15
E145
Network Gateway ECU
B
SB
V
W(LHD)
BE(LHD)
W(RHD)
BE(RHD)
SB
B
L
W
V
W(LHD)
BE(LHD)
W(RHD)
BE(RHD)
SB
B
L
W

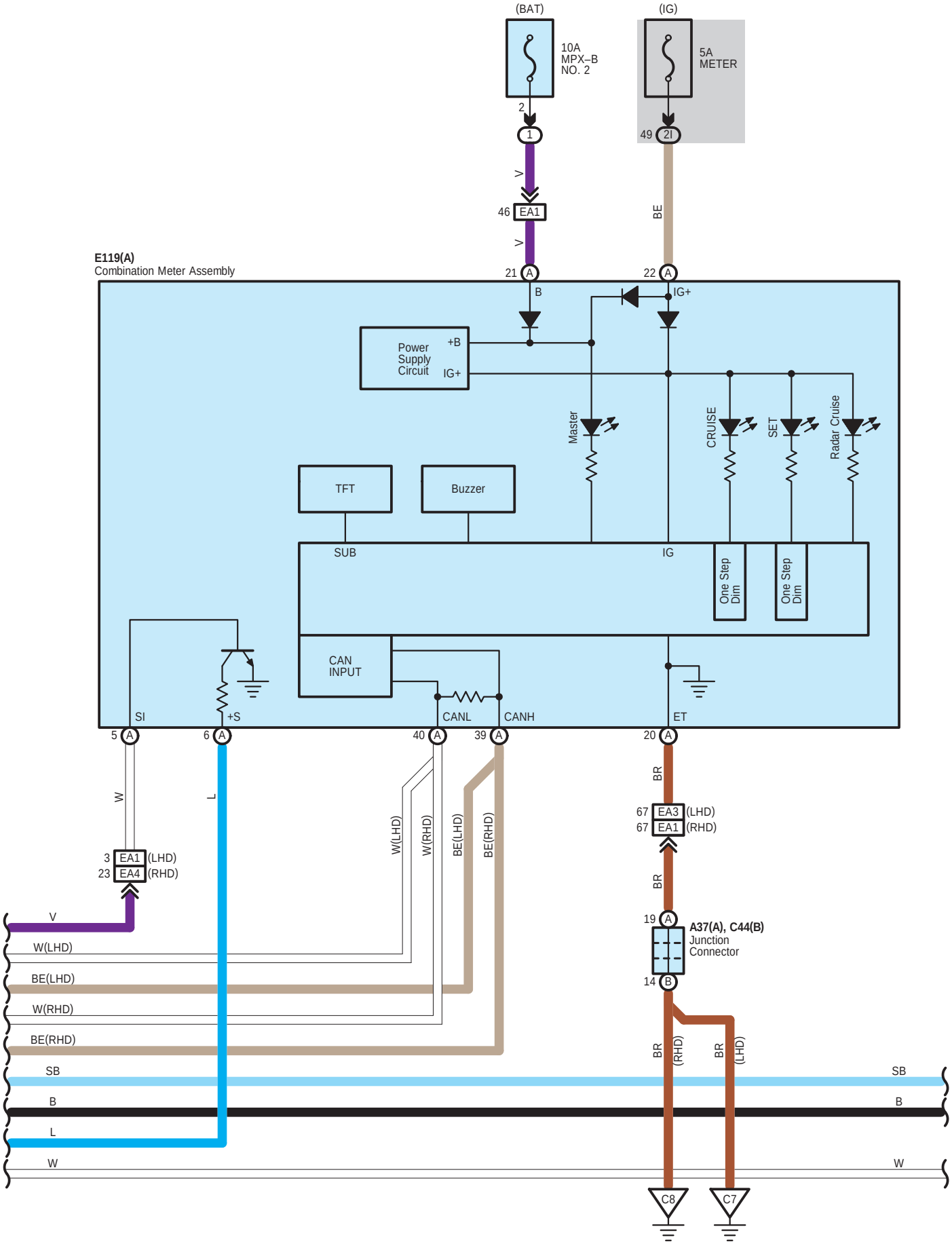
(BAT)
(IG)
10A
MPX–B
NO. 2
5A
METER
2
1
49
2I
V
46
EA1
BE
E119(A)
Combination Meter Assembly
21
A
22
A
B
IG+
Power
Supply
Circuit
+B
IG+
Master
CRUISE
SET
Radar Cruise
TFT
Buzzer
SUB
IG
One Step
Dim
One Step
Dim
CAN
INPUT
SI
+S
CANL
CANH
ET
5
6
40
39
20
W
L
W(LHD)
W(RHD)
BE(LHD)
BE(RHD)
BR
67
EA3
(LHD)
67
EA1
(RHD)
3
EA1
(LHD)
23
EA4
(RHD)
19
A37(A), C44(B)
Junction
Connector
14
V
W(LHD)
BE(LHD)
W(RHD)
BE(RHD)
SB
B
L
W
BR
(RHD)
BR
(LHD)
C8
C7

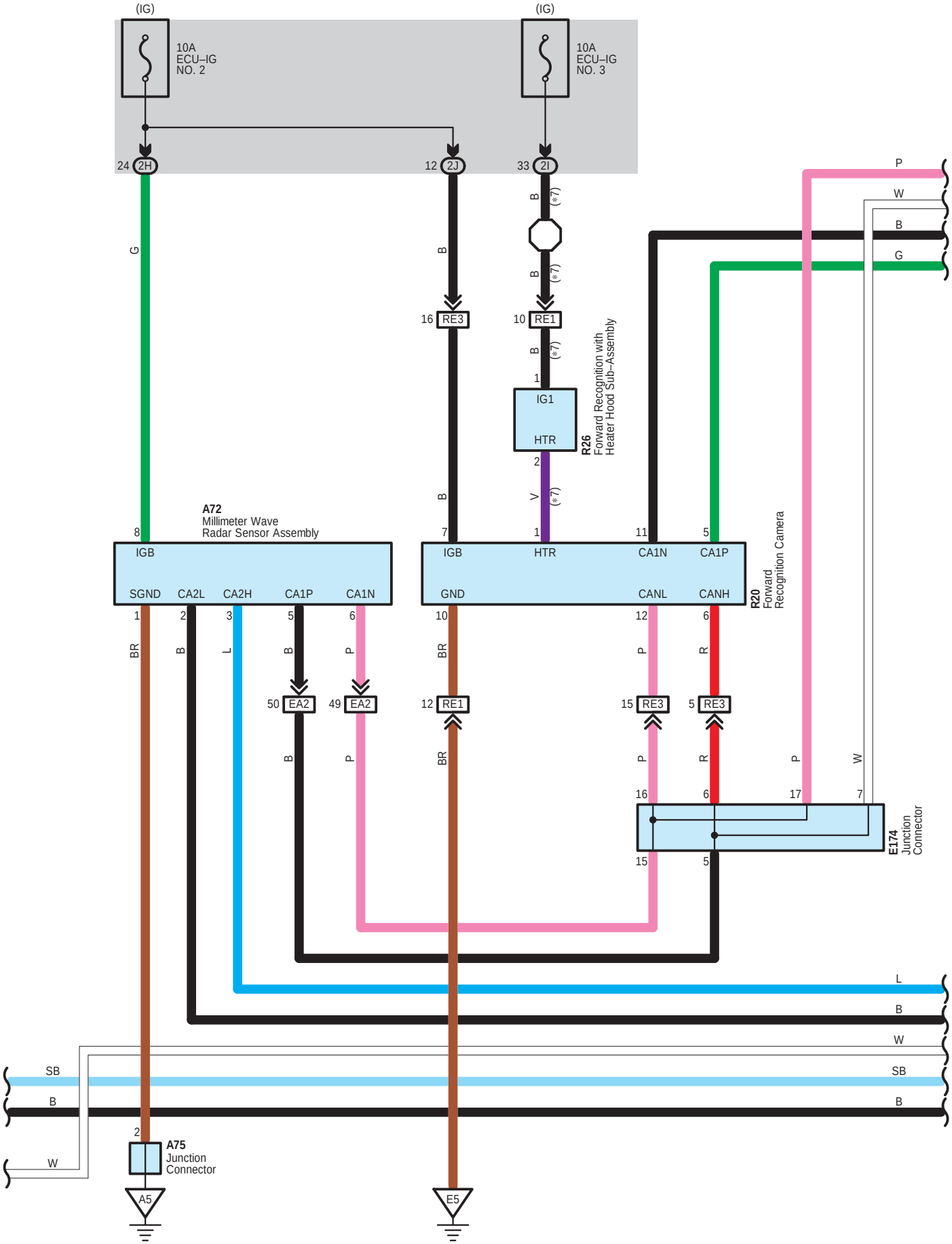
(IG)
10A
ECU–IG
NO. 2
(IG)
10A
ECU–IG
NO. 3
24 2H
12 2J
33 2I
G
B
B
B
(*7)
B
(*7)
16 RE3
10 RE1
B
(*7)
1
IG1
HTR
2
V
(*7)
R26
Forward Recognition with
Heater Hood Sub–Assembly
P
W
B
G
A72
Millimeter Wave
Radar Sensor Assembly
8
IGB
SGND
CA2L
CA2H
CA1P
CA1N
7
IGB
HTR
CA1N
CA1P
GND
CANL
CANH
R20
Forward
Recognition Camera
1
2
3
5
6
10
12
6
BR
B
L
B
P
BR
P
R
50 EA2
49 EA2
12 RE1
15 RE3
5 RE3
B
P
BR
P
R
P
W
16
6
17
7
15
5
E174
Junction
Connector
L
B
W
SB
B
W
SB
B
2
A75
Junction
Connector
A5
E5

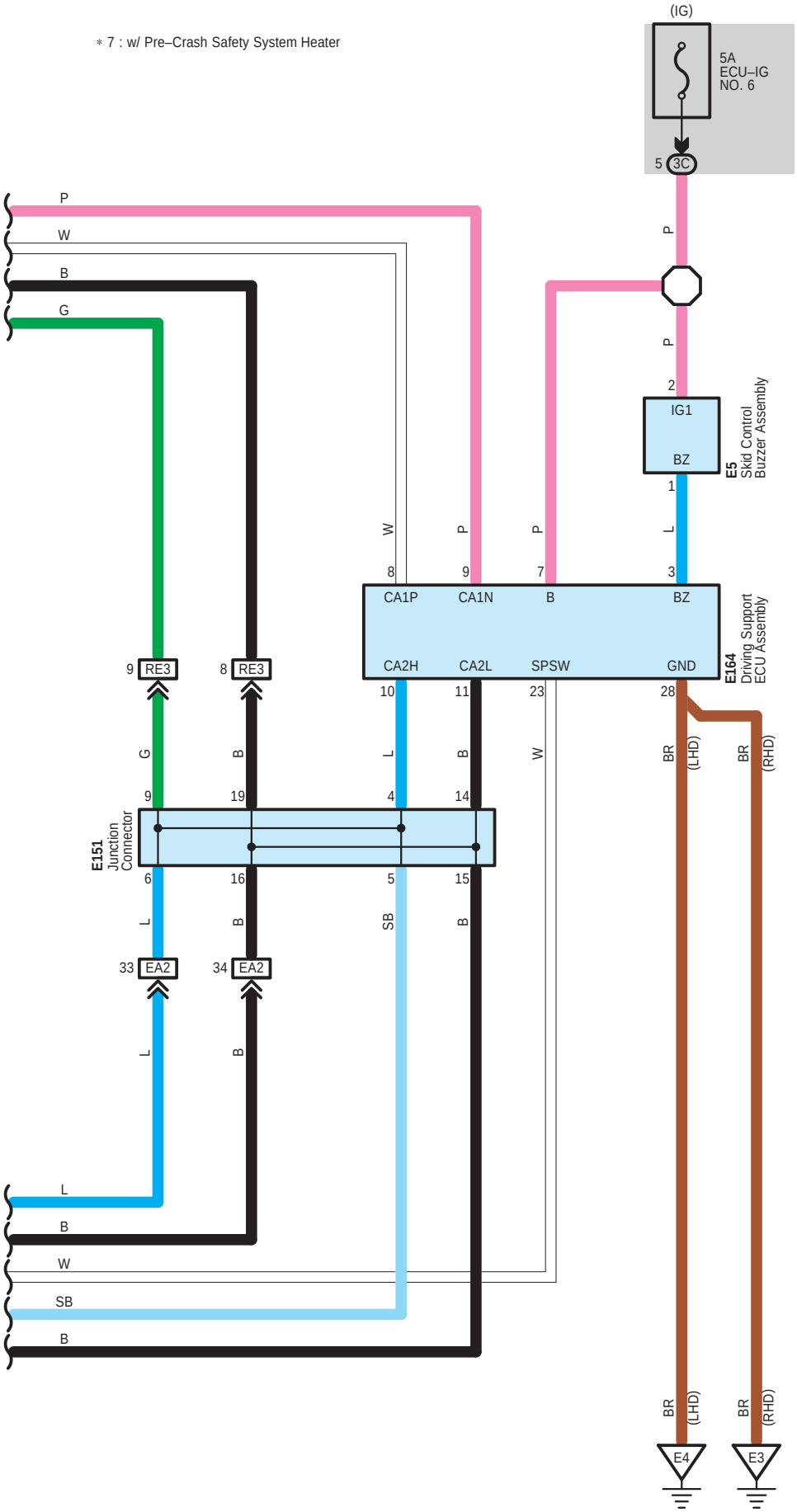
∗ 7 : w/ Pre–Crash Safety System Heater
(IG)
5A
ECU–IG
NO. 6
5 3C
P
W
B
G
P
P
2
IG1
BZ
E5
Skid Control
Buzzer Assembly
1
L
W
P
P
8
9
7
3
CA1P
CA1N
B
BZ
E164
Driving Support
ECU Assembly
CA2H
CA2L
SPSW
GND
9 RE3
8 RE3
10
11
23
28
G
B
L
B
W
BR (LHD)
BR (RHD)
9
19
4
14
E151
Junction
Connector
6
16
5
15
L
B
SB
B
33 EA2
34 EA2
L
B
L
B
W
SB
B
BR (LHD)
BR (RHD)
E4
E3

A 24
Black

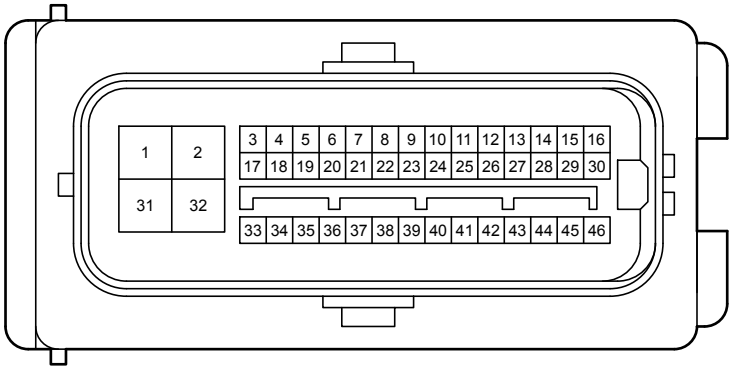

A 31
Black



A 37
Blue

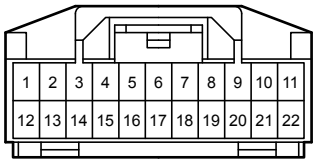

A 38
Black

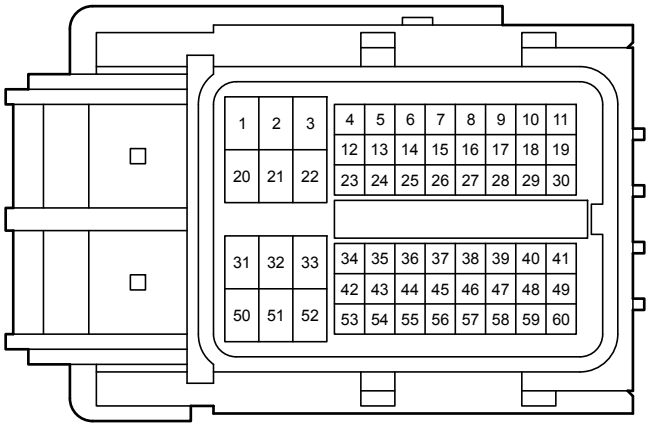

A 39
Black

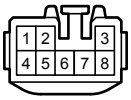

A 52
Black

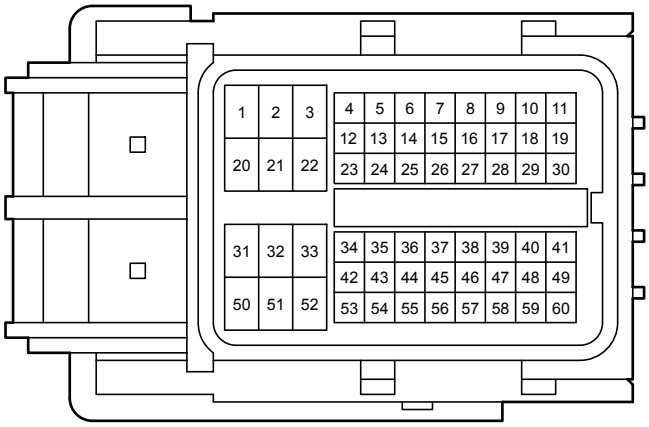

A 72
Black



A 73
Gray

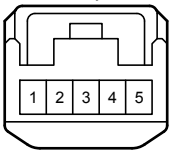

A 75
Black

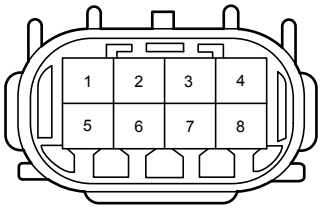

C 24
Gray

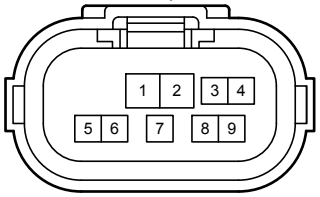

C 34
Gray

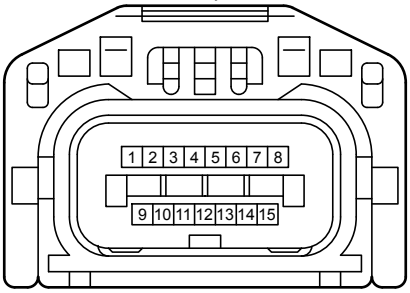

C 44
Blue

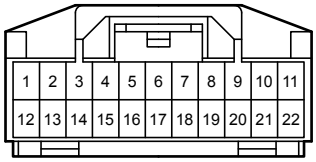

C 45
Black

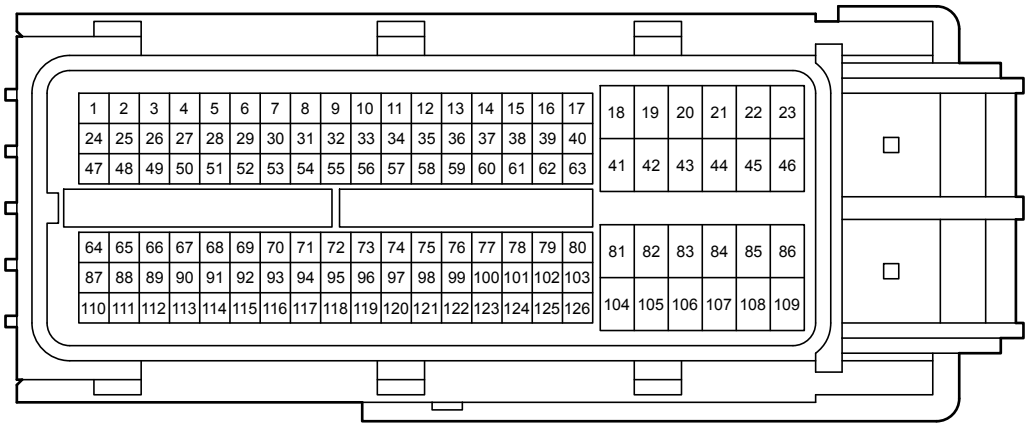

C 46
Black

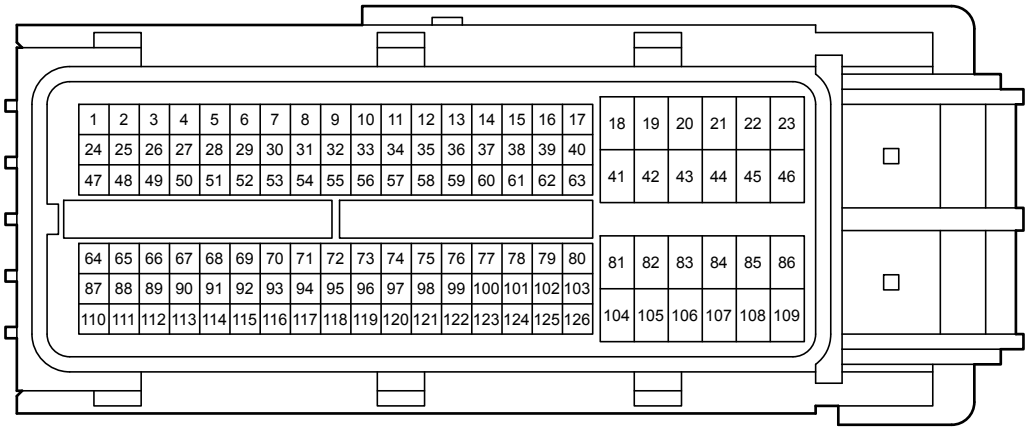

C 83
Black

C 84
Black

C 85
Black

C 86
Black

C 94
Gray

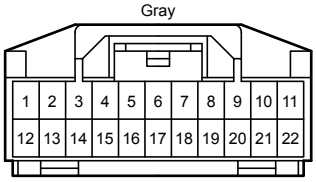

C 95
Black

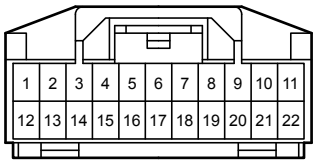

C 96
Gray

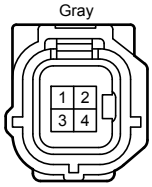

E 5
Blue

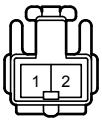

E 22
White

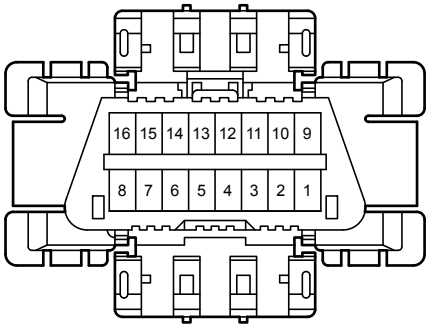

E 47
Yellow

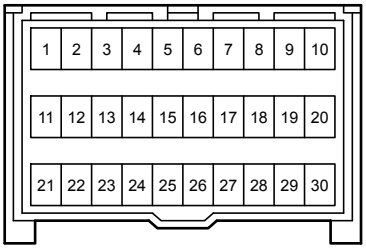

E 52
White



E119
Black

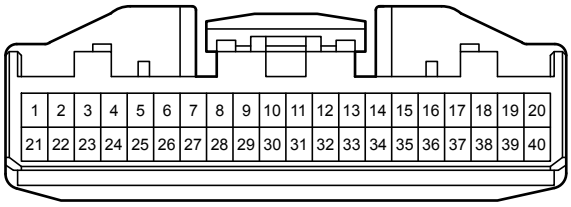

E121
White

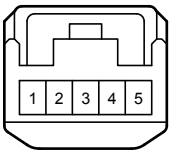

E122
Black

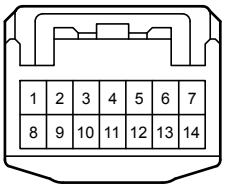

E133
White

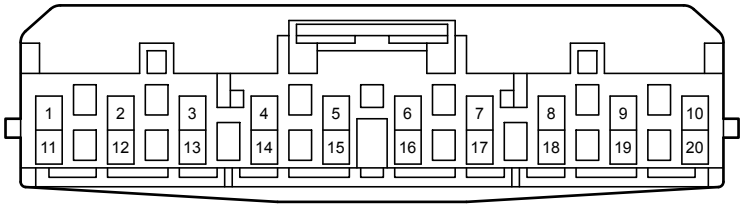

E135
White

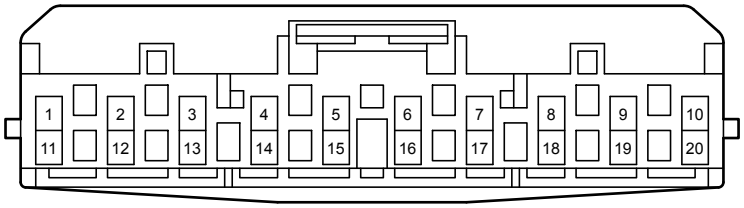

E145
Black

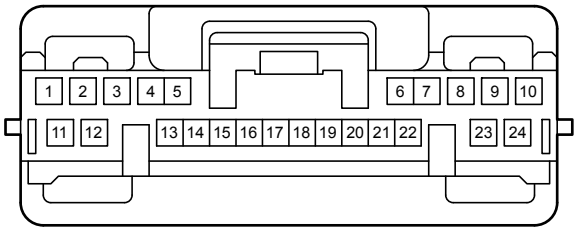

E151
White

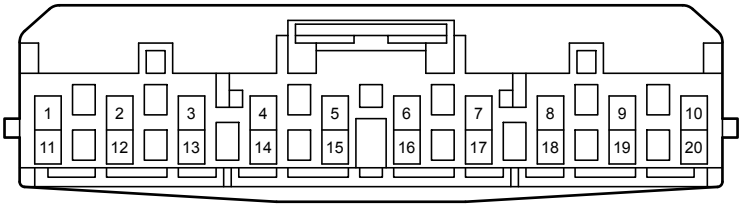

E163
White

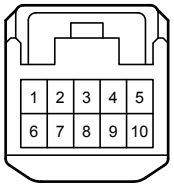

E164
White

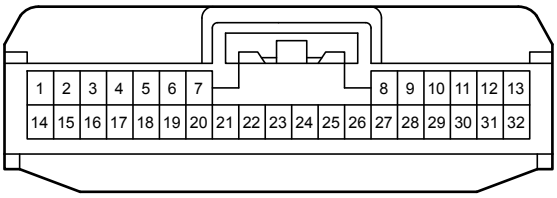

E174
White

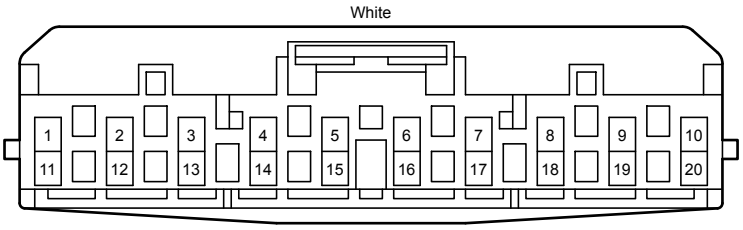

R 20
Gray

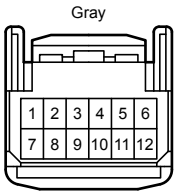

R 26
Black

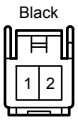

V 9
White

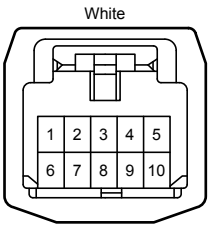

z 37
White

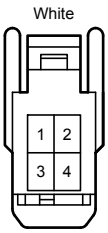

z 73
Black

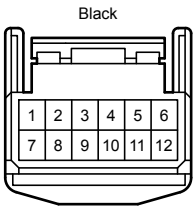

1P
White

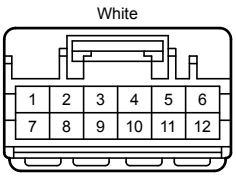

1S
White

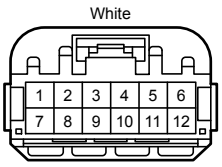

2H
White

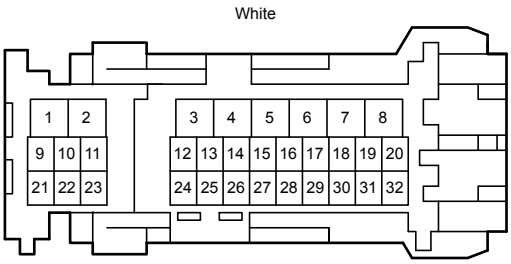

2I
White

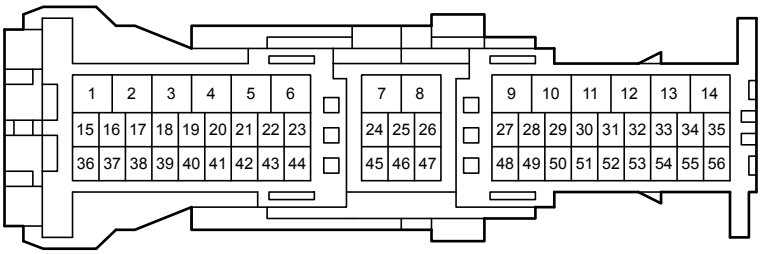

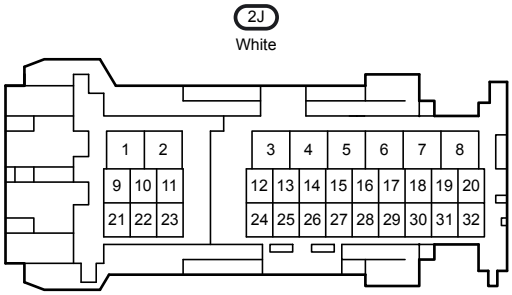
2J
White
1 2 3 4 5 6 7 8
9 10 11 12 13 14 15 16 17 18 19 20
21 22 23 24 25 26 27 28 29 30 31 32

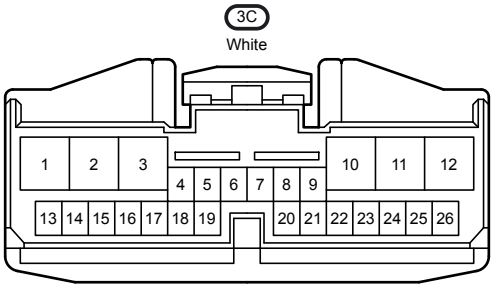
3C
White
1 2 3 4 5 6 7 8 9 10 11 12
13 14 15 16 17 18 19 20 21 22 23 24 25 26

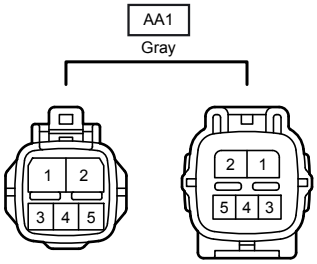
AA1
Gray
1 2 3 4 5
2 1 5 4 3

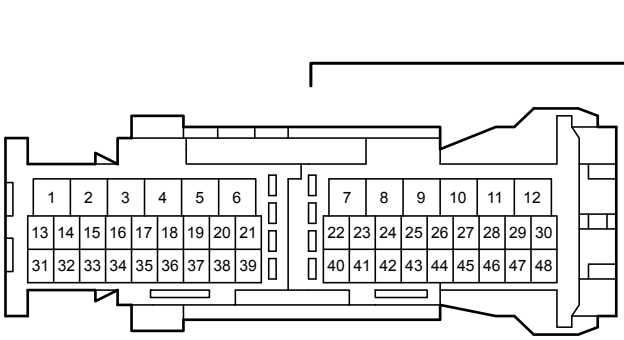
CA6
White
1 2 3 4 5 6 7 8 9 10 11 12
13 14 15 16 17 18 19 20 21 22 23 24 25 26 27 28 29 30
31 32 33 34 35 36 37 38 39 40 41 42 43 44 45 46 47 48

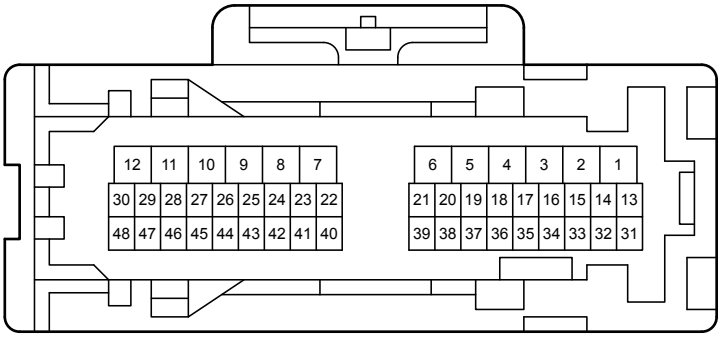
12 11 10 9 8 7 6 5 4 3 2 1
30 29 28 27 26 25 24 23 22 21 20 19 18 17 16 15 14 13
48 47 46 45 44 43 42 41 40 39 38 37 36 35 34 33 32 31

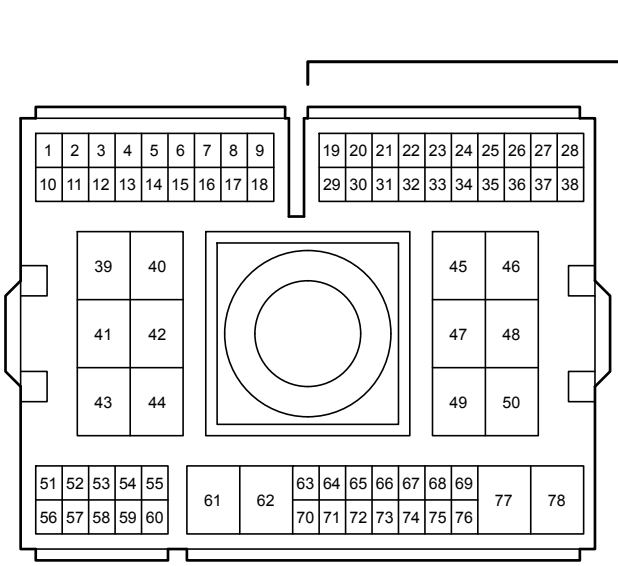
EA1
White
1 2 3 4 5 6 7 8 9 10 11 12 13 14 15 16 17 18
19 20 21 22 23 24 25 26 27 28 29 30 31 32 33 34 35 36 37 38
39 40 41 42 43 44
45 46 47 48 49 50
51 52 53 54 55 56 57 58 59 60
61 62
63 64 65 66 67 68 69 70 71 72 73 74 75 76
77 78

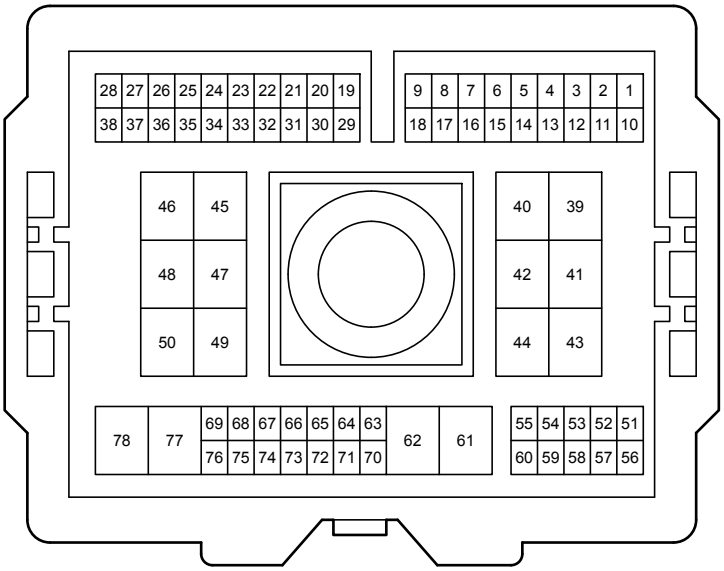
28 27 26 25 24 23 22 21 20 19 38 37 36 35 34 33 32 31 30 29
9 8 7 6 5 4 3 2 1 18 17 16 15 14 13 12 11 10
46 45 48 47 50 49
40 39 42 41 44 43
78 77 69 68 67 66 65 64 63 76 75 74 73 72 71 70 62 61
55 54 53 52 51 60 59 58 57 56

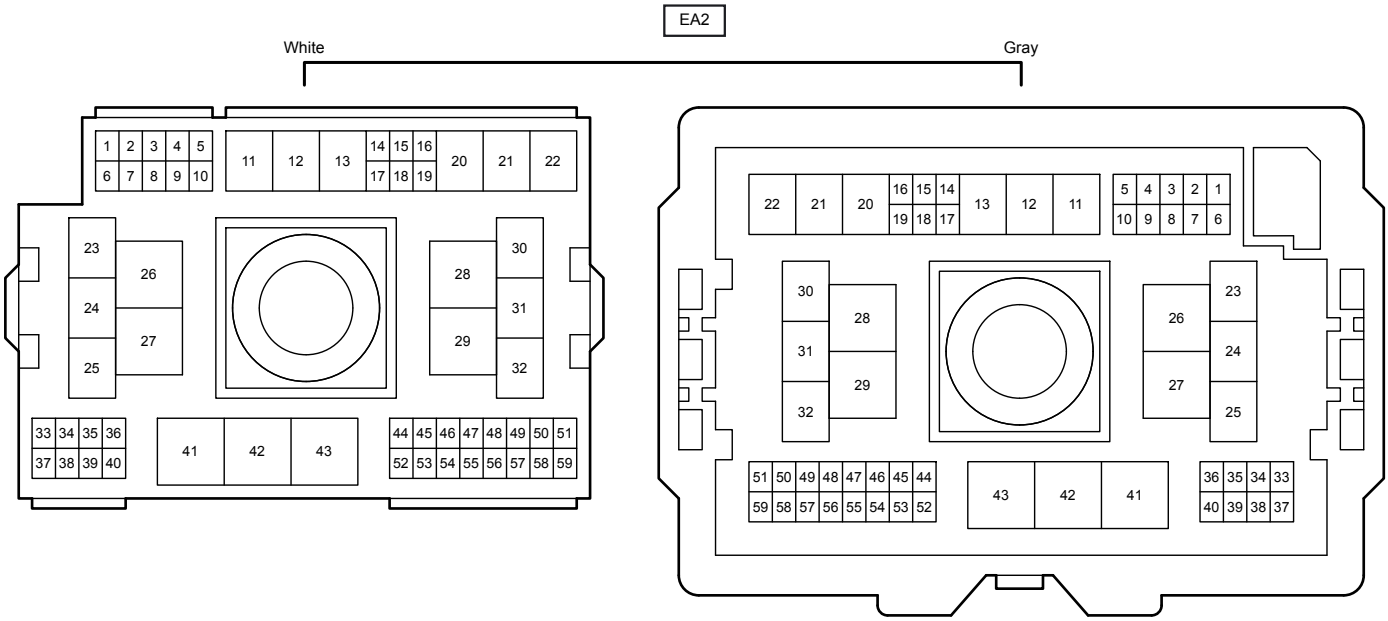
EA2
White
Gray

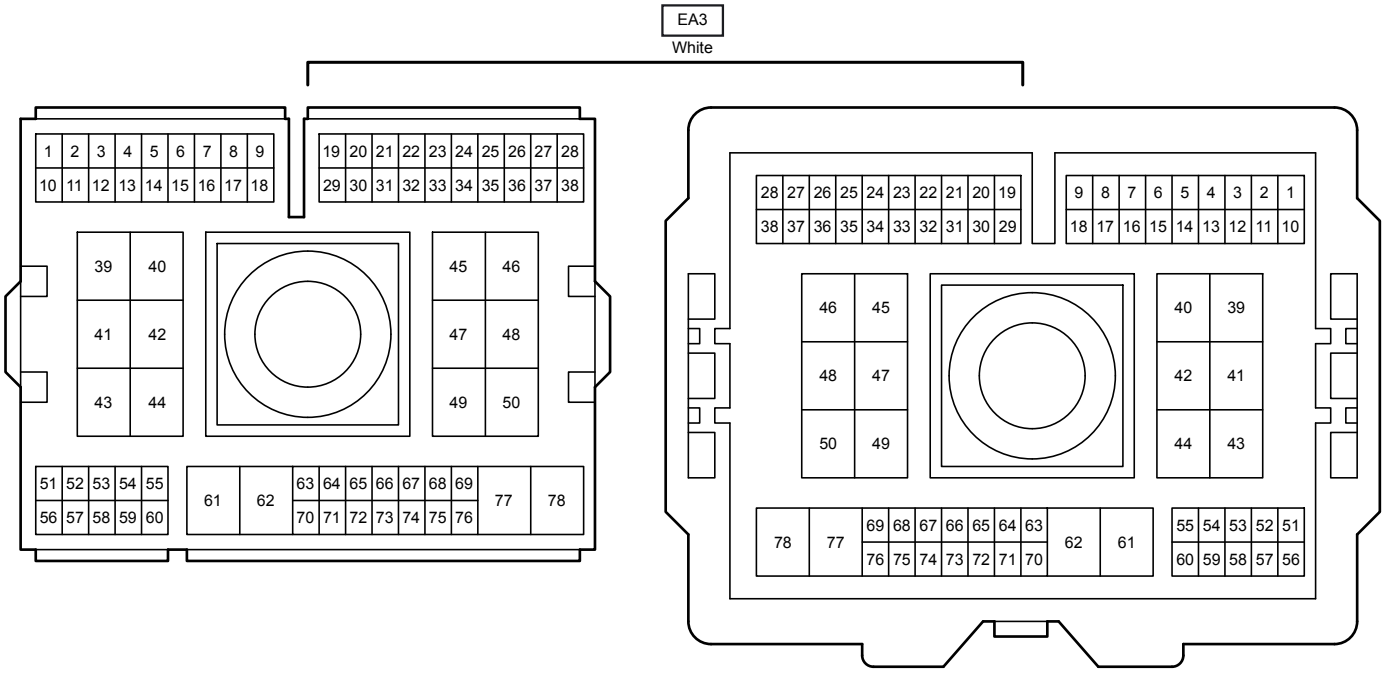
EA3
White

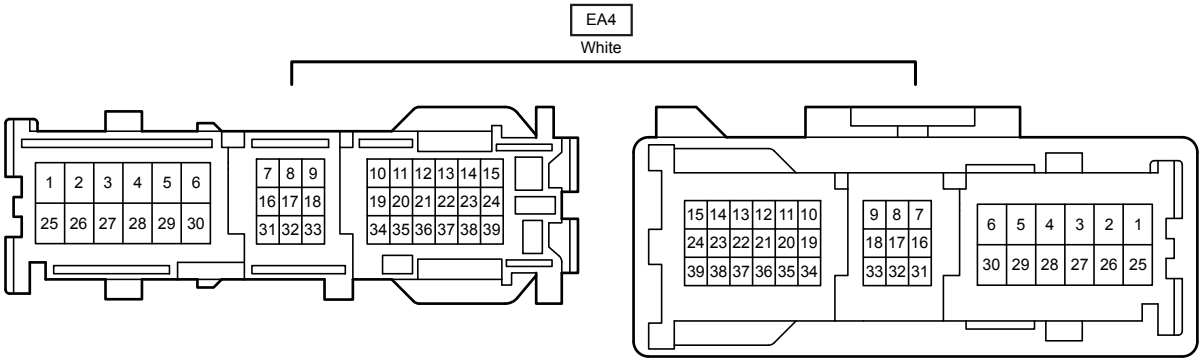
EA4
White

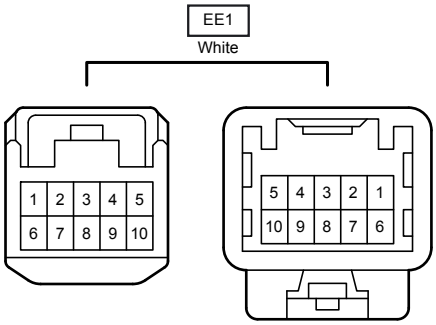
EE1
White
1 2 3 4 5
6 7 8 9 10
5 4 3 2 1
10 9 8 7 6

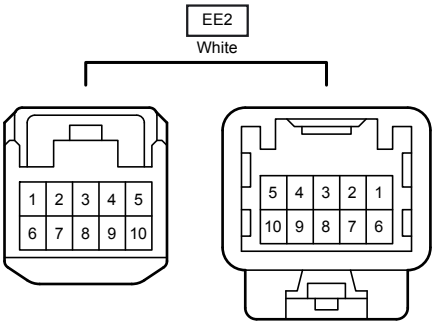
EE2
White
1 2 3 4 5
6 7 8 9 10
5 4 3 2 1
10 9 8 7 6

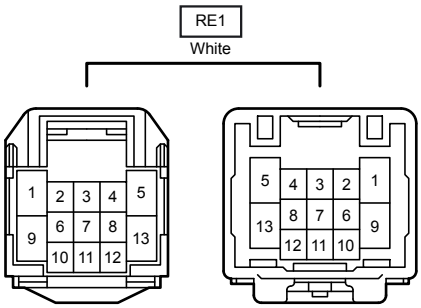
RE1
White
1 2 3 4 5
9 6 7 8 13
10 11 12
5 4 3 2 1
13 8 7 6 9
12 11 10

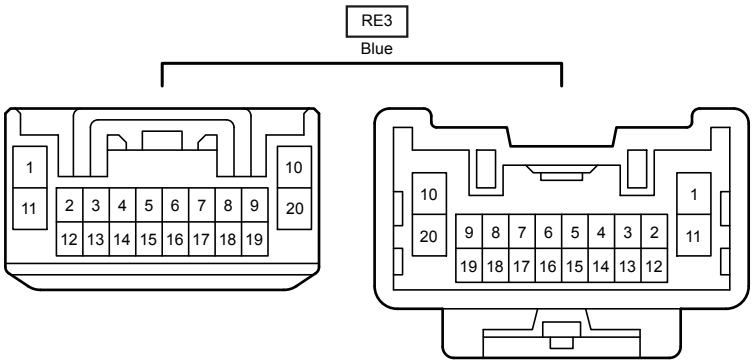
RE3
Blue
1 10
11 2 3 4 5 6 7 8 9 20
12 13 14 15 16 17 18 19
10 1
20 9 8 7 6 5 4 3 2 11
19 18 17 16 15 14 13 12

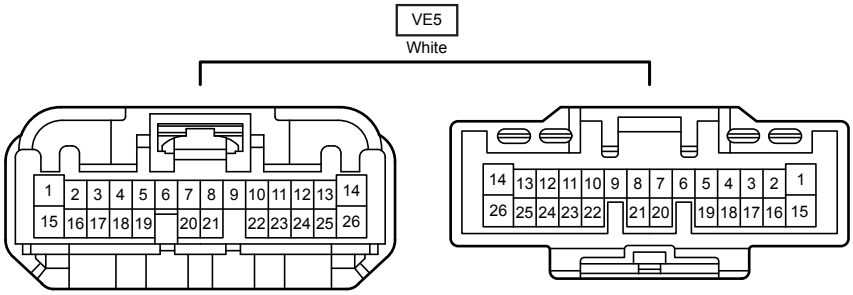
VE5
White
1 2 3 4 5 6 7 8 9 10 11 12 13 14
15 16 17 18 19 20 21 22 23 24 25 26
14 13 12 11 10 9 8 7 6 5 4 3 2 1
26 25 24 23 22 21 20 19 18 17 16 15