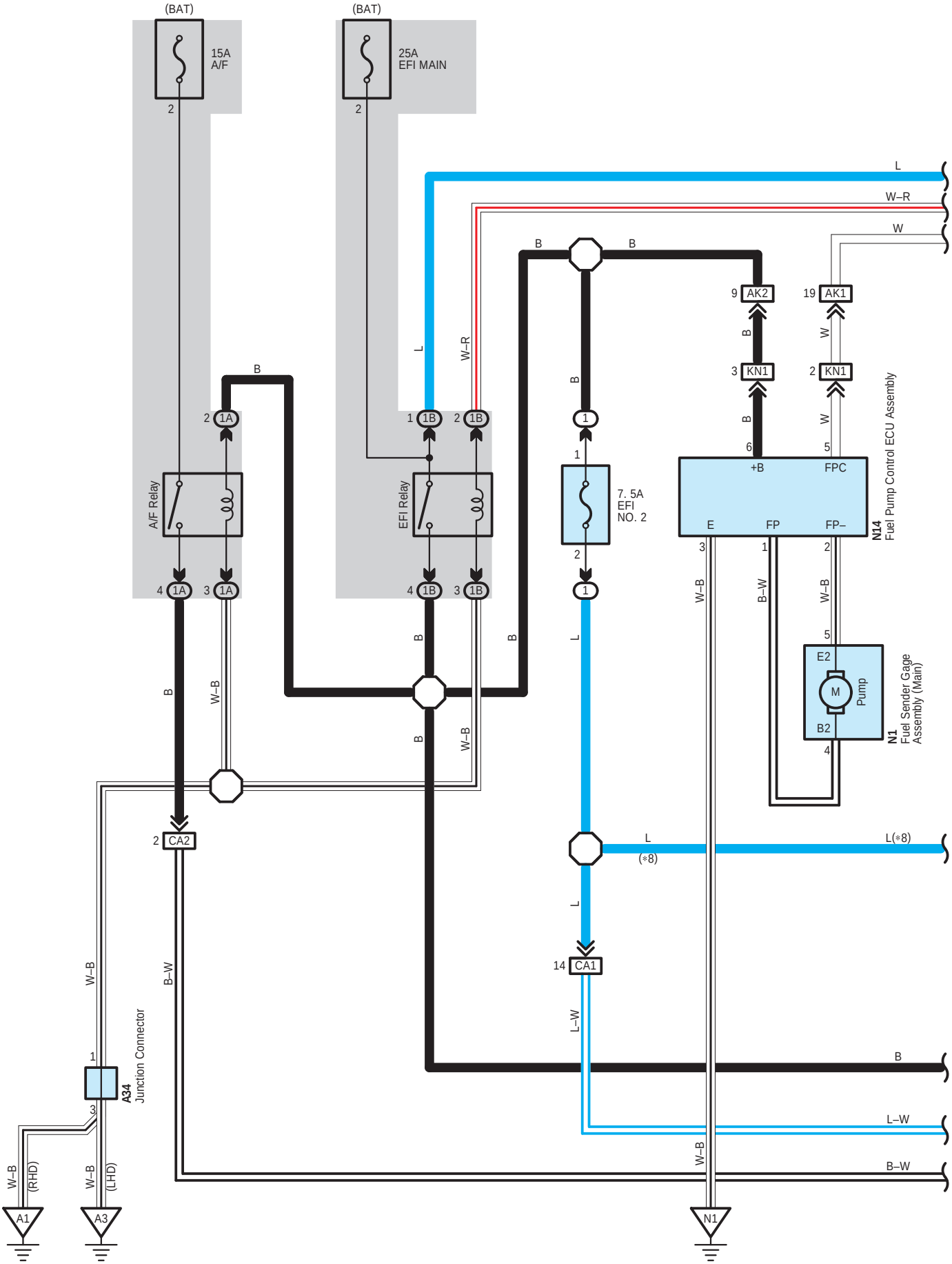
(BAT)
15A
A/F
(BAT)
25A
EFI MAIN
A/F Relay
EFI Relay
7. 5A
EFI
NO. 2
AK2
AK1
KN1
KN1
+B
FPC
E
FP
FP–
N14
Fuel Pump Control ECU Assembly
E2
M
Pump
B2
N1
Fuel Sender Gage
Assembly (Main)
CA2
CA1
A34
Junction Connector
(RHD)
(LHD)
A1
A3
N1
L
W–R
W
B
W–B
B–W
L–W
L(*8)
(*8)

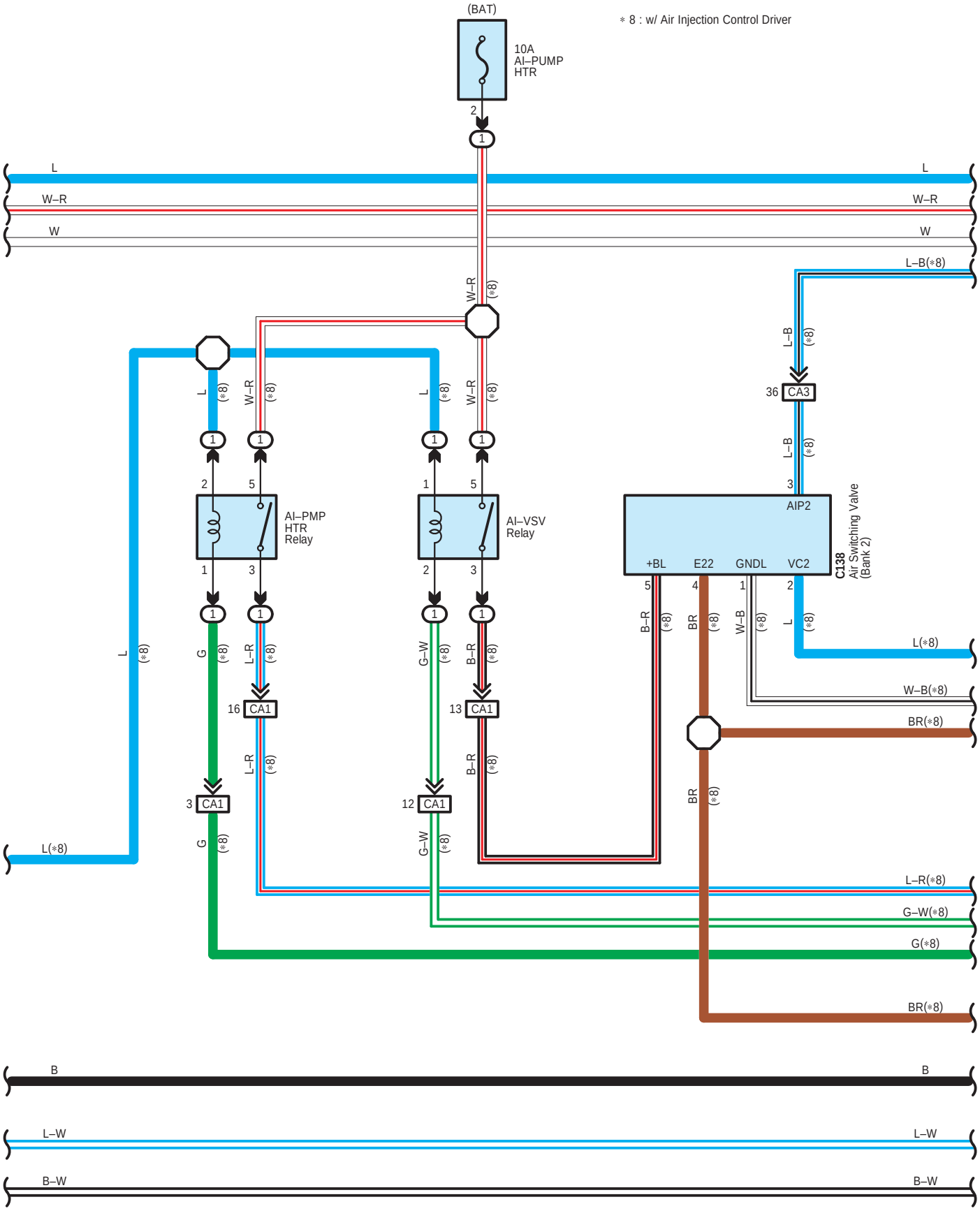
(BAT)
10A
AI–PUMP
HTR
∗ 8 : w/ Air Injection Control Driver
AI–PMP
HTR
Relay
AI–VSV
Relay
AIP2
C138
Air Switching Valve
(Bank 2)
+BL
E22
GNDL
VC2
CA1
CA3
L
W–R
W
L–B(∗8)
L(∗8)
W–B(∗8)
BR(∗8)
L–R(∗8)
G–W(∗8)
G(∗8)
B
L–W
B–W

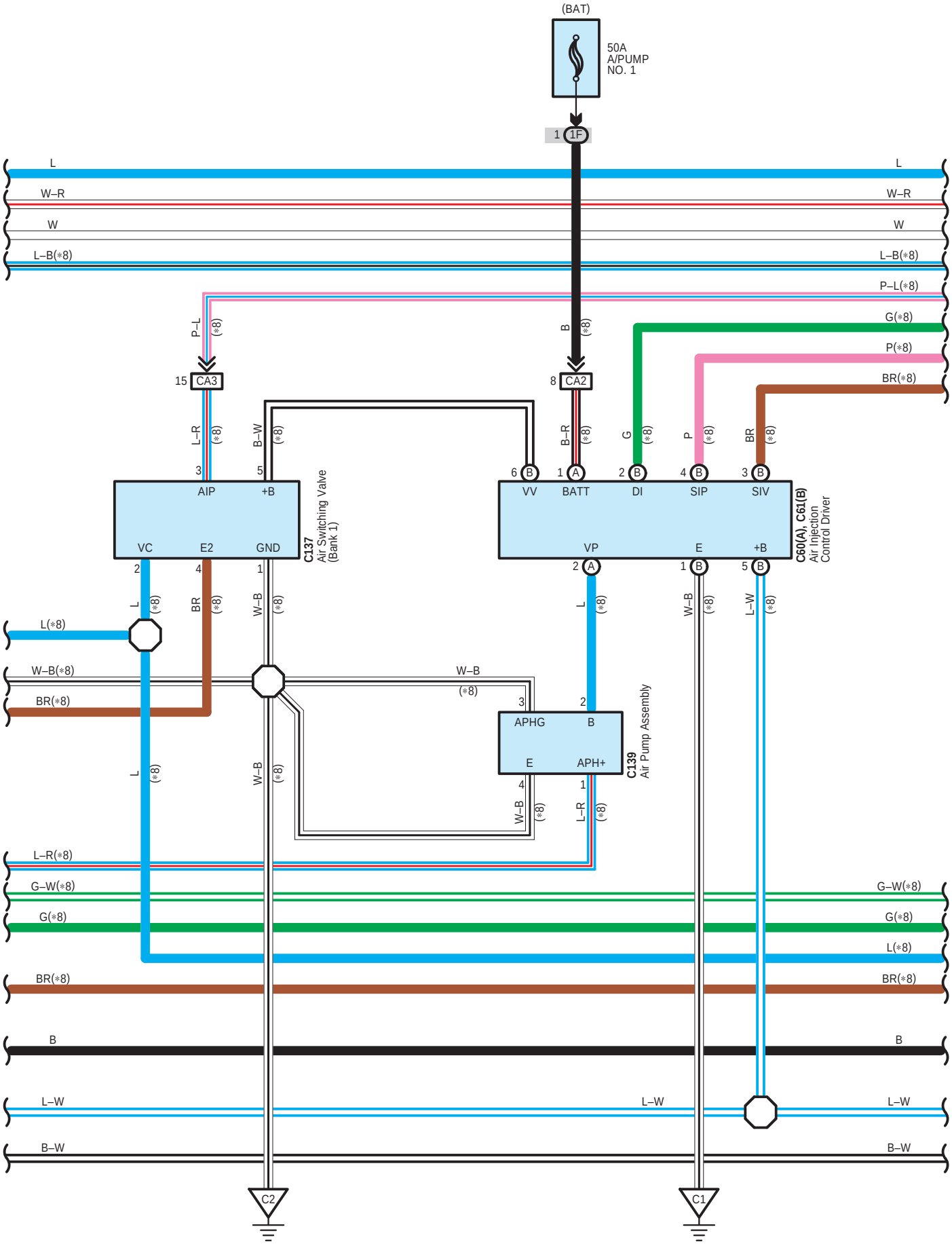
(BAT)
50A
A/PUMP
NO. 1
1 1F
L
W–R
W
L–B(*8)
P–L(*8)
G(*8)
P(*8)
BR(*8)
P–L
(*8)
B
15 CA3
8 CA2
L–R
B–W
B–R
G
P
BR
3 AIP
5 +B
VC
E2
GND
C137
Air Switching Valve
(Bank 1)
6 B VV
1 A BATT
2 B DI
4 B SIP
3 B SIV
VP
E
+B
C60(A), C61(B)
Air Injection
Control Driver
2 A
1 B
5 B
2
4
1
L(*8)
W–B(*8)
BR(*8)
W–B
(*8)
3 APHG
2 B
E
APH+
4
1
C139
Air Pump Assembly
L–R(*8)
G–W(*8)
G(*8)
L(*8)
BR(*8)
B
L–W
B–W
C2
C1

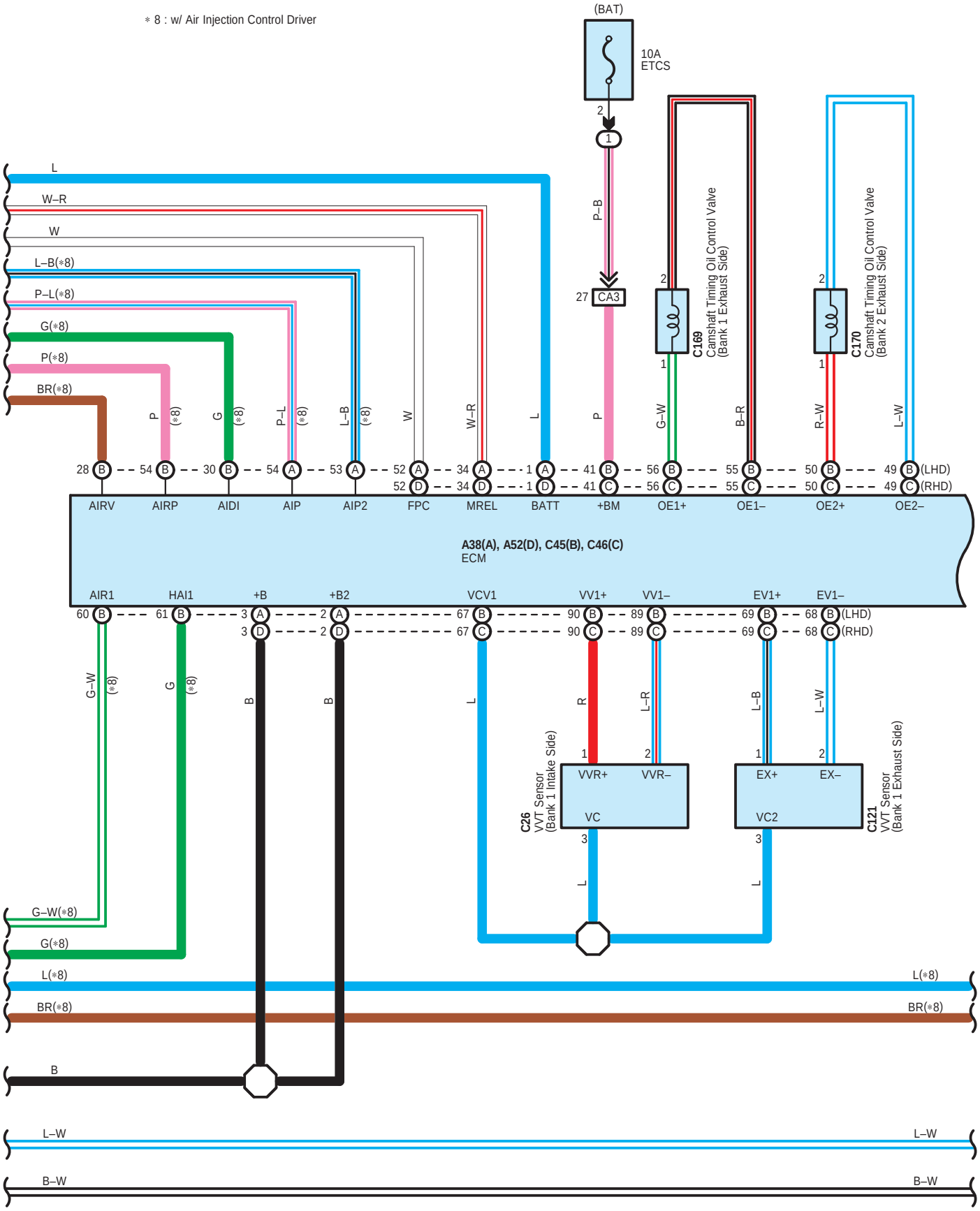
∗ 8 : w/ Air Injection Control Driver
(BAT)
10A
ETCS
P–B
27 CA3
C169
Camshaft Timing Oil Control Valve
(Bank 1 Exhaust Side)
C170
Camshaft Timing Oil Control Valve
(Bank 2 Exhaust Side)
L
W–R
W
L–B(∗8)
P–L(∗8)
G(∗8)
P(∗8)
BR(∗8)
G–W
R–W
L–W
B–R
28 54 30 54 53 52 34 1 41 56 55 50 49 (LHD)
52 34 1 41 56 55 50 49 (RHD)
AIRV AIRP AIDI AIP AIP2 FPC MREL BATT +BM OE1+ OE1– OE2+ OE2–
A38(A), A52(D), C45(B), C46(C)
ECM
AIR1 HAI1 +B +B2 VCV1 VV1+ VV1– EV1+ EV1–
60 61 3 2 67 90 89 69 68 (LHD)
3 2 67 90 89 69 68 (RHD)
R
L–R
L–B
L–W
C26
VVT Sensor
(Bank 1 Intake Side)
VVR+ VVR– VC
C121
VVT Sensor
(Bank 1 Exhaust Side)
EX+ EX– VC2
G–W(∗8)
G(∗8)
L(∗8)
BR(∗8)
B
L–W
B–W

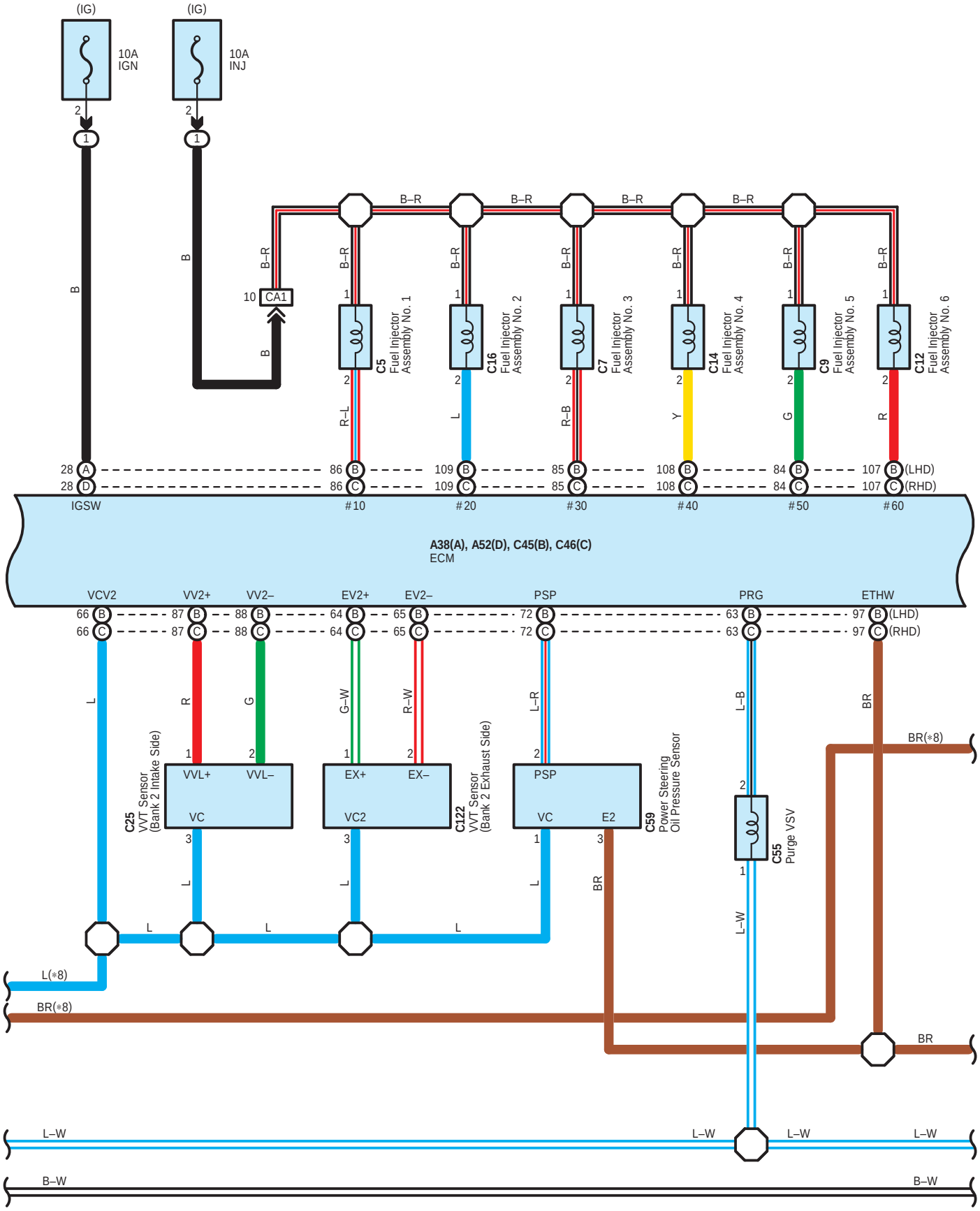
(IG)
10A IGN
(IG)
10A INJ
CA1
C5 Fuel Injector Assembly No. 1
C16 Fuel Injector Assembly No. 2
C7 Fuel Injector Assembly No. 3
C14 Fuel Injector Assembly No. 4
C9 Fuel Injector Assembly No. 5
C12 Fuel Injector Assembly No. 6
IGSW
#10
#20
#30
#40
#50
#60
(LHD)
(RHD)
A38(A), A52(D), C45(B), C46(C)
ECM
VCV2
VV2+
VV2–
EV2+
EV2–
PSP
PRG
ETHW
C25 VVT Sensor (Bank 2 Intake Side)
VVL+
VVL–
VC
C122 VVT Sensor (Bank 2 Exhaust Side)
EX+
EX–
VC2
C59 Power Steering Oil Pressure Sensor
E2
C55 Purge VSV
L(*8)
BR(*8)
BR
L–W
B–W

∗ 1 : Shielded
∗ 8 : w/ Air Injection Control Driver

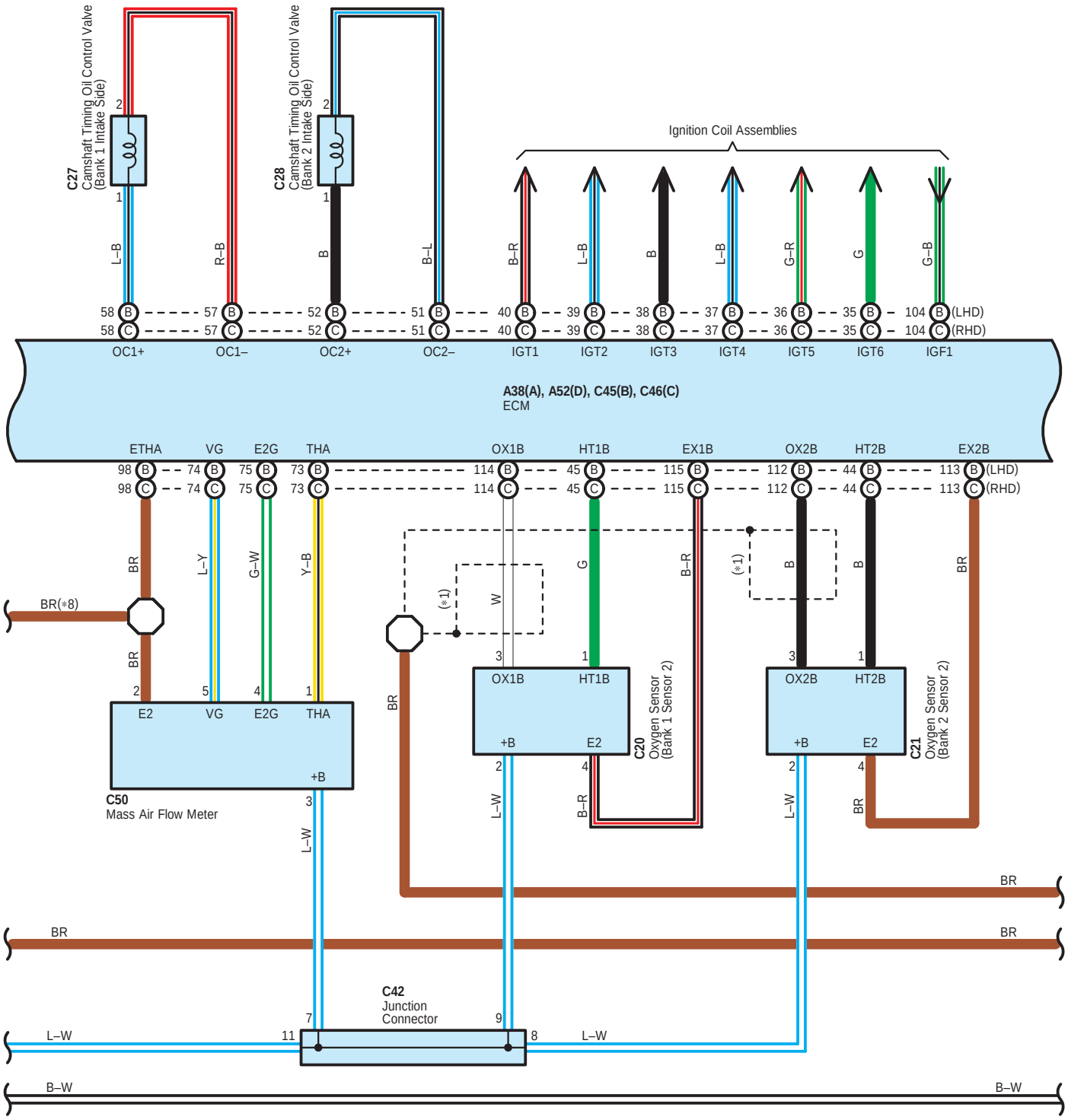

∗1 : Shielded
∗14 : Liftgate Type
∗15 : Swing Type
∗16 : w/ Entry & Start System
∗17 : w/o Entry & Start System

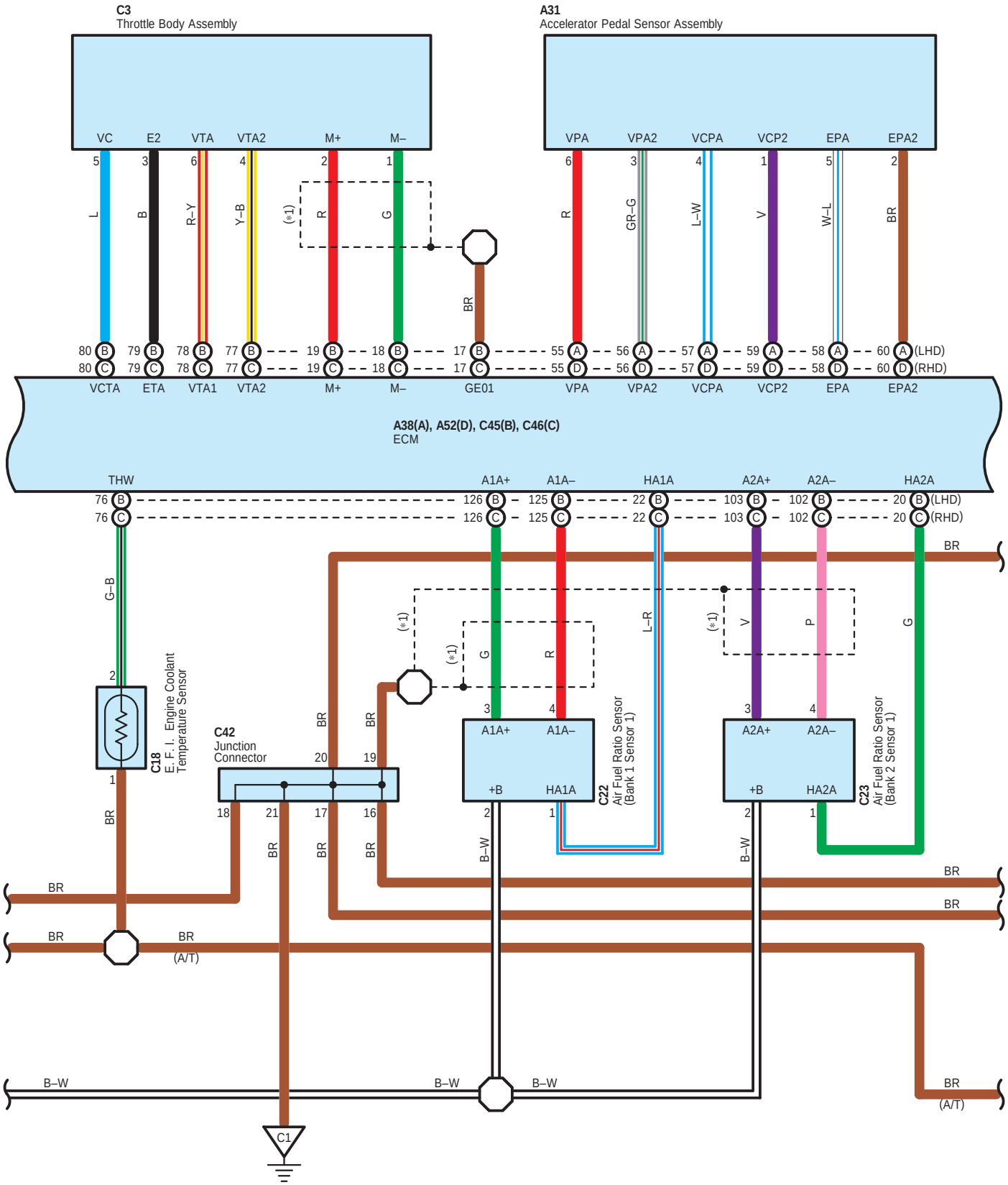

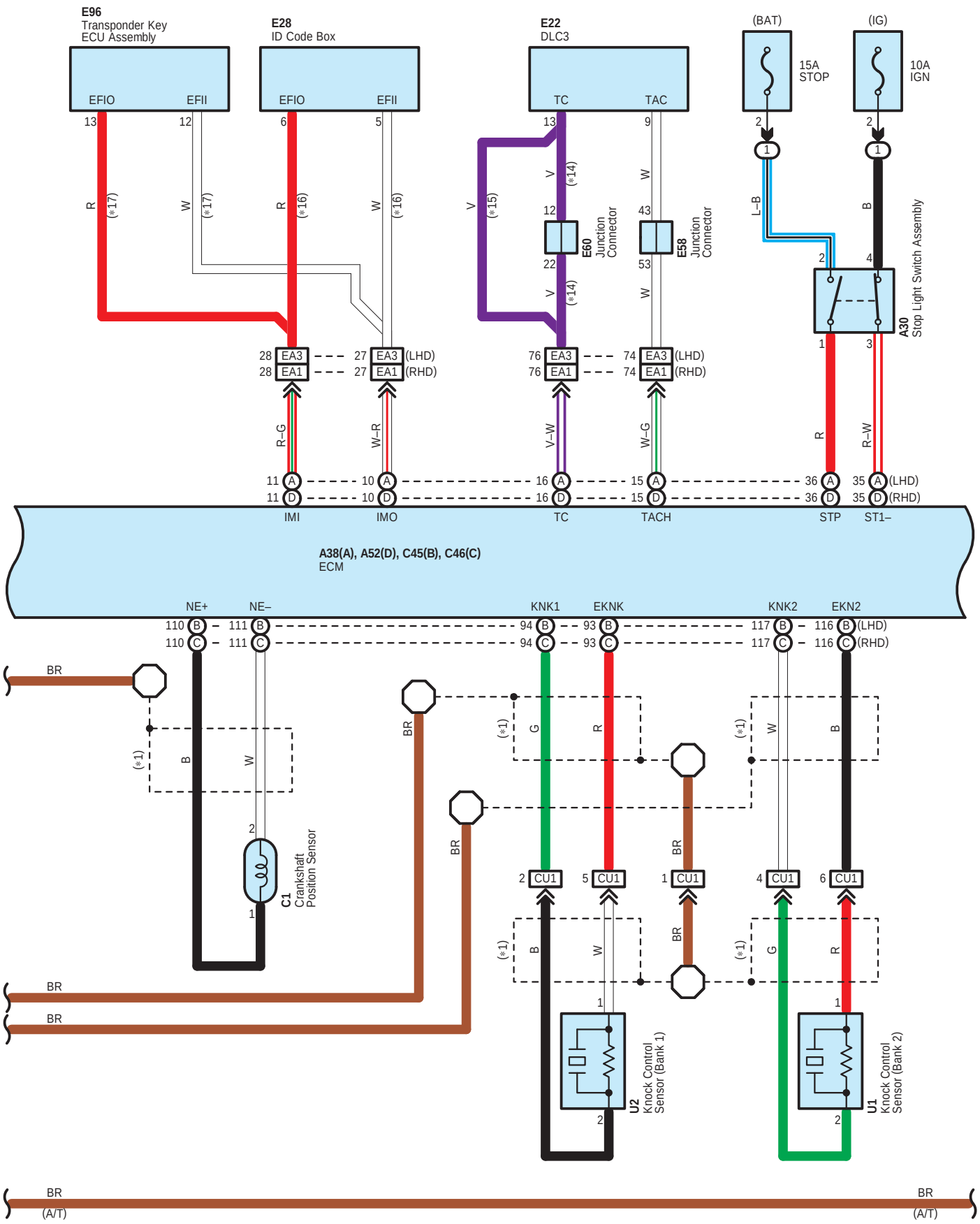
E96
Transponder Key ECU Assembly
E28
ID Code Box
E22
DLC3
(BAT)
(IG)
15A STOP
10A IGN
EFIO
EFII
TC
TAC
E60 Junction Connector
E58 Junction Connector
A30 Stop Light Switch Assembly
EA3
EA1
(LHD)
(RHD)
IMI
IMO
TACH
STP
ST1–
A38(A), A52(D), C45(B), C46(C)
ECM
NE+
NE–
KNK1
EKNK
KNK2
EKN2
C1 Crankshaft Position Sensor
CU1
U2 Knock Control Sensor (Bank 1)
U1 Knock Control Sensor (Bank 2)
(A/T)

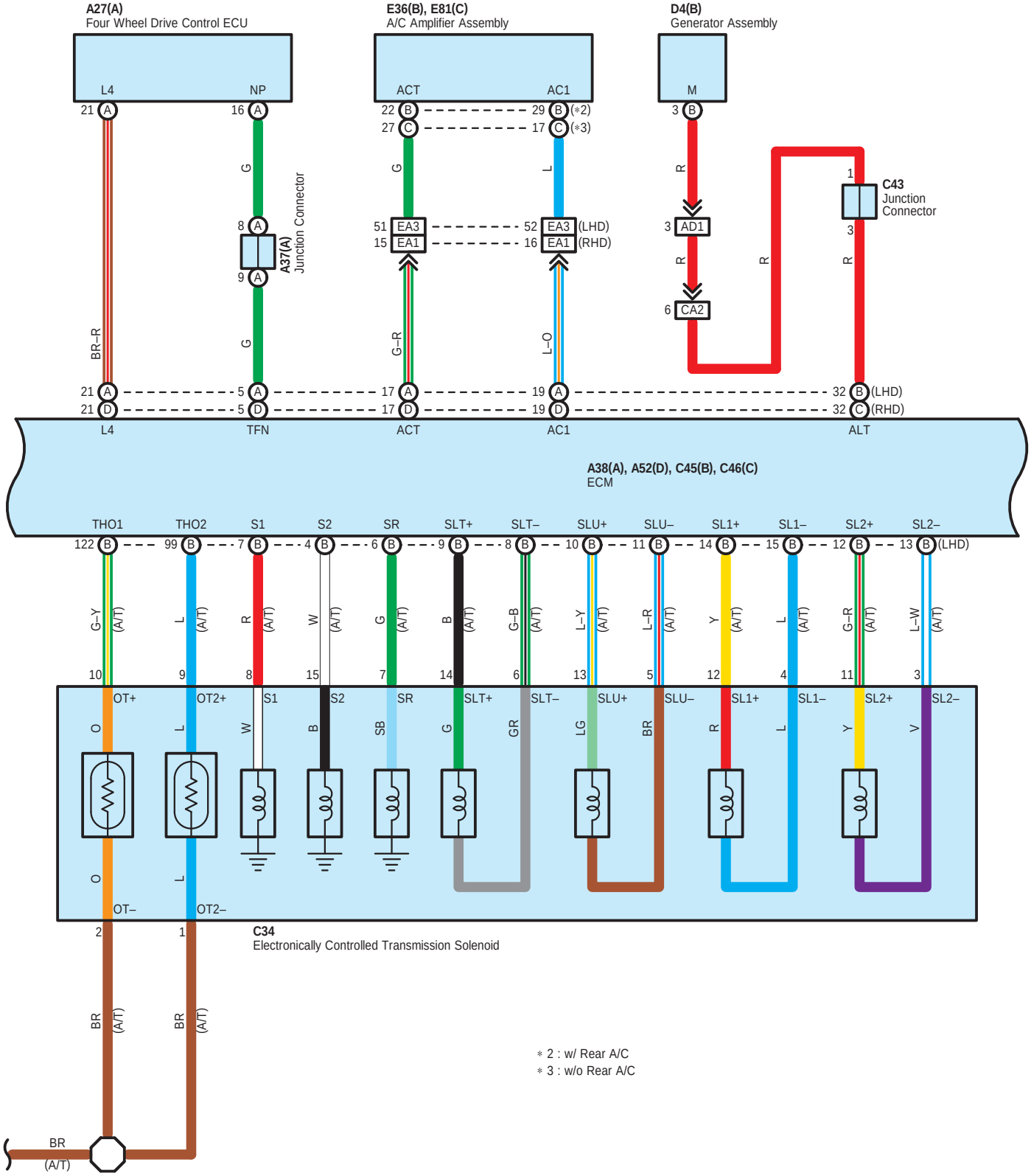
A27(A)
Four Wheel Drive Control ECU
E36(B), E81(C)
A/C Amplifier Assembly
D4(B)
Generator Assembly
L4
NP
ACT
AC1
M
A37(A)
Junction Connector
C43
Junction Connector
AD1
CA2
EA3
EA1
(LHD)
(RHD)
(*2)
(*3)
TFN
ALT
A38(A), A52(D), C45(B), C46(C)
ECM
THO1
THO2
S1
S2
SR
SLT+
SLT–
SLU+
SLU–
SL1+
SL1–
SL2+
SL2–
OT+
OT2+
OT–
OT2–
C34
Electronically Controlled Transmission Solenoid
(A/T)
BR–R
G–Y
G–R
L–O
G–B
L–Y
L–R
L–W
∗ 2 : w/ Rear A/C
∗ 3 : w/o Rear A/C

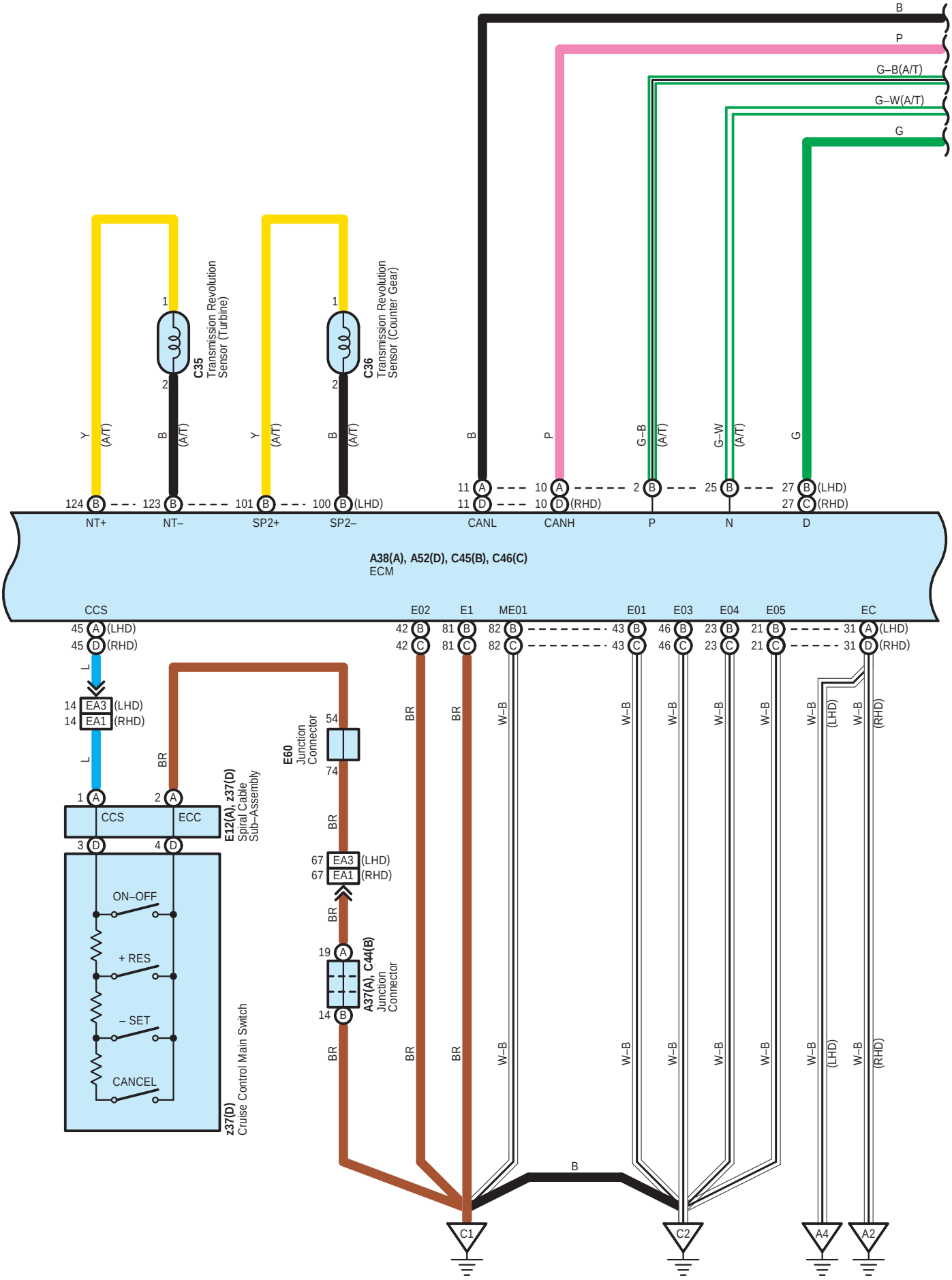
B
P
G–B(A/T)
G–W(A/T)
G
C35
Transmission Revolution Sensor (Turbine)
C36
Transmission Revolution Sensor (Counter Gear)
Y (A/T)
B (A/T)
Y (A/T)
B (A/T)
B
P
G–B (A/T)
G–W (A/T)
G
124 B NT+
123 B NT–
101 B SP2+
100 B (LHD) SP2–
11 A CANL
11 D
10 A CANH
10 D (RHD)
2 B P
25 B N
27 B (LHD) D
27 C (RHD)
A38(A), A52(D), C45(B), C46(C)
ECM
CCS
E02
E1
ME01
E01
E03
E04
E05
EC
45 A (LHD)
45 D (RHD)
42 B
42 C
81 B
81 C
82 B
82 C
43 B
43 C
46 B
46 C
23 B
23 C
21 B
21 C
31 A (LHD)
31 D (RHD)
L
14 EA3 (LHD)
14 EA1 (RHD)
L
BR
1 A
2 A
CCS
ECC
3 D
4 D
E12(A), z37(D)
Spiral Cable Sub–Assembly
ON–OFF
+ RES
– SET
CANCEL
z37(D)
Cruise Control Main Switch
E60
Junction Connector
54
74
BR
67 EA3 (LHD)
67 EA1 (RHD)
BR
19 A
14 B
A37(A), C44(B)
Junction Connector
BR
BR
BR
BR
BR
W–B
W–B
W–B
W–B
W–B
W–B
W–B
W–B
W–B
W–B
W–B
W–B
(LHD)
(RHD)
(LHD)
(RHD)
B
C1
C2
A4
A2

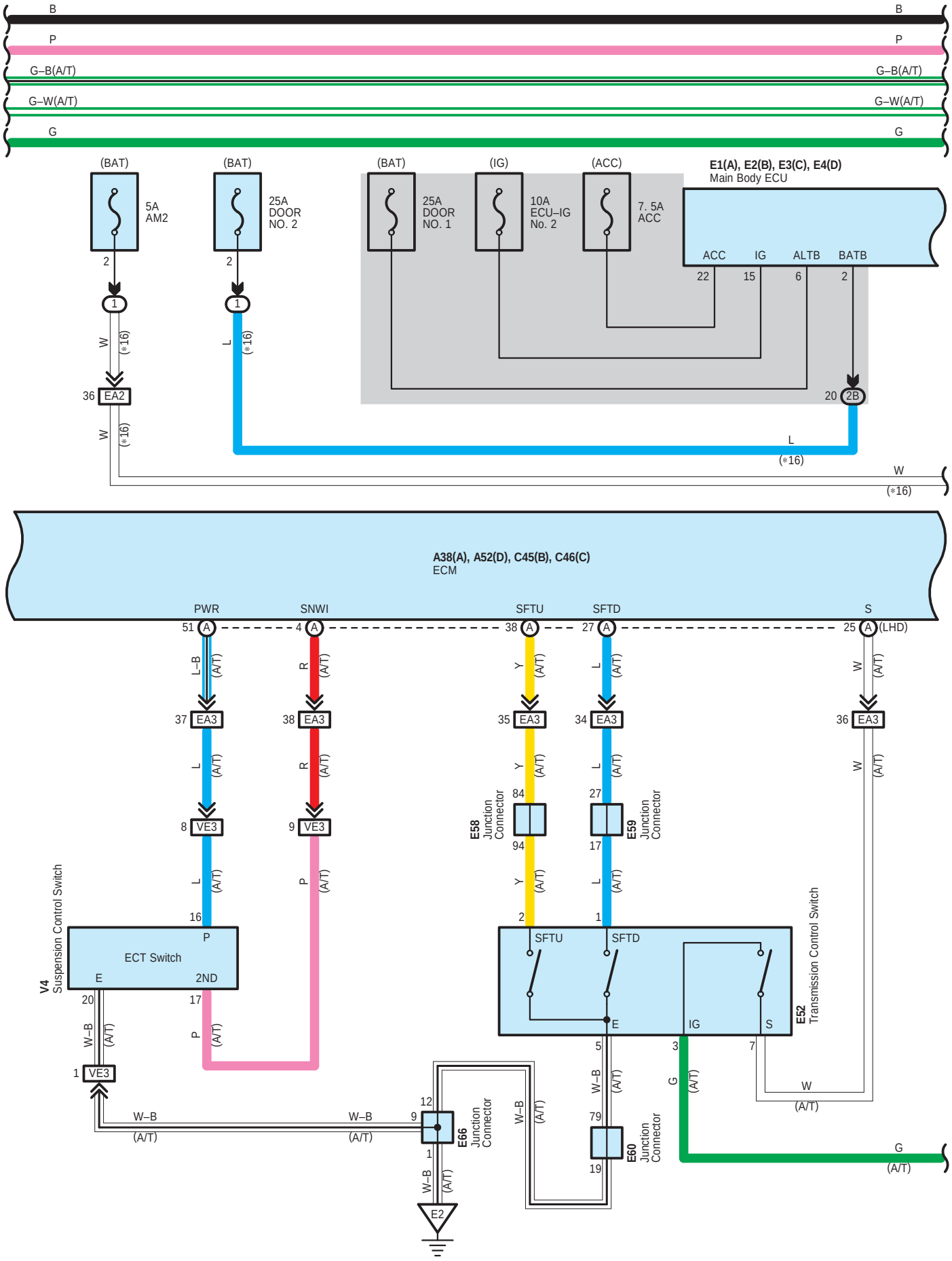
B
P
G–B(A/T)
G–W(A/T)
G
(BAT)
5A
AM2
25A
DOOR
NO. 2
(IG)
10A
ECU–IG
No. 2
(ACC)
7. 5A
ACC
E1(A), E2(B), E3(C), E4(D)
Main Body ECU
ACC
IG
ALTB
BATB
EA2
2B
(*16)
A38(A), A52(D), C45(B), C46(C)
ECM
PWR
SNWI
SFTU
SFTD
S
(LHD)
EA3
VE3
E58
Junction
Connector
E59
Junction
Connector
V4
Suspension Control Switch
ECT Switch
2ND
E52
Transmission Control Switch
E66
Junction
Connector
E60
Junction
Connector
E2
(A/T)

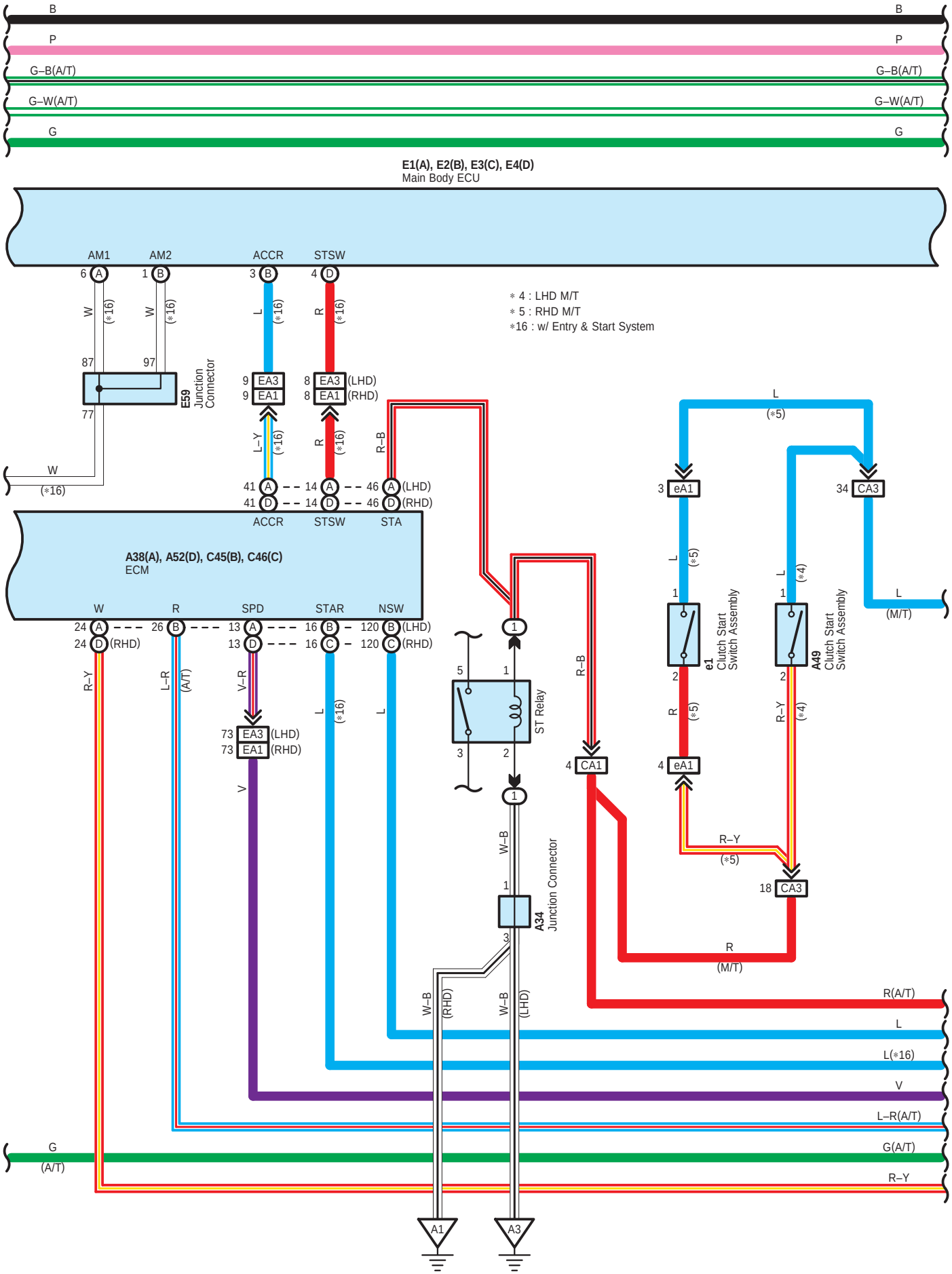
B
P
G–B(A/T)
G–W(A/T)
G
E1(A), E2(B), E3(C), E4(D)
Main Body ECU
AM1
AM2
ACCR
STSW
∗4 : LHD M/T
∗5 : RHD M/T
∗16 : w/ Entry & Start System
E59
Junction Connector
EA3
EA1
(LHD)
(RHD)
STA
A38(A), A52(D), C45(B), C46(C)
ECM
W
R
SPD
STAR
NSW
ST Relay
CA1
eA1
CA3
e1
Clutch Start Switch Assembly
A49
Clutch Start Switch Assembly
A34
Junction Connector
(M/T)
(A/T)
R(A/T)
L(∗16)
L–R(A/T)
G(A/T)
R–Y
A1
A3

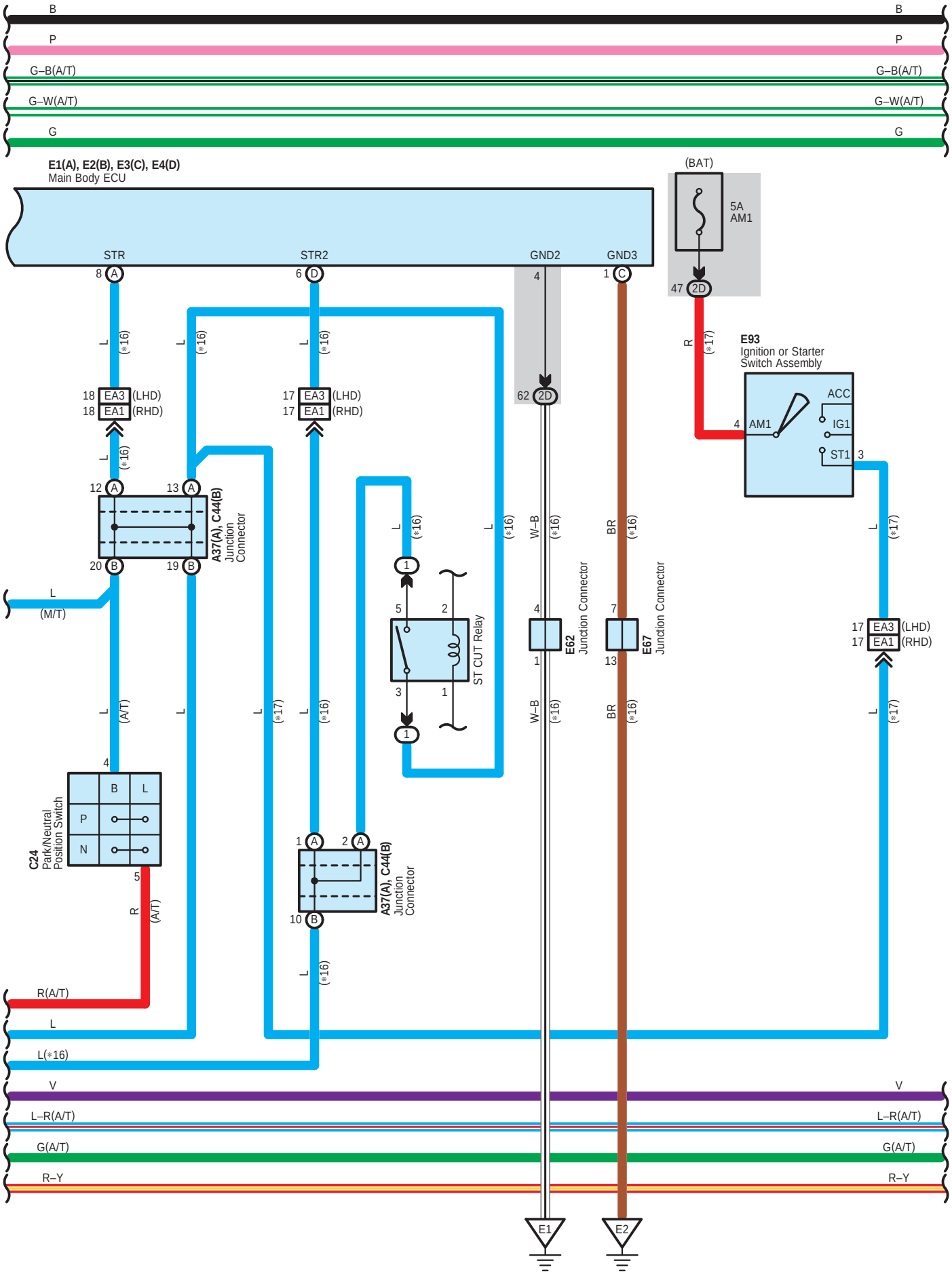
B
P
G–B(A/T)
G–W(A/T)
G
E1(A), E2(B), E3(C), E4(D)
Main Body ECU
STR
STR2
GND2
GND3
(BAT)
5A
AM1
47 2D
8 A
6 D
4
1 C
L
(*16)
R
(*17)
E93
Ignition or Starter
Switch Assembly
ACC
IG1
ST1
AM1
18 EA3 (LHD)
18 EA1 (RHD)
17 EA3 (LHD)
17 EA1 (RHD)
62 2D
12 A
13 A
20 B
19 B
A37(A), C44(B)
Junction
Connector
L
(M/T)
ST CUT Relay
W–B
BR
E62
Junction Connector
E67
Junction Connector
(A/T)
C24
Park/Neutral
Position Switch
B
L
P
N
R
R(A/T)
L(*16)
V
L–R(A/T)
G(A/T)
R–Y
E1
E2

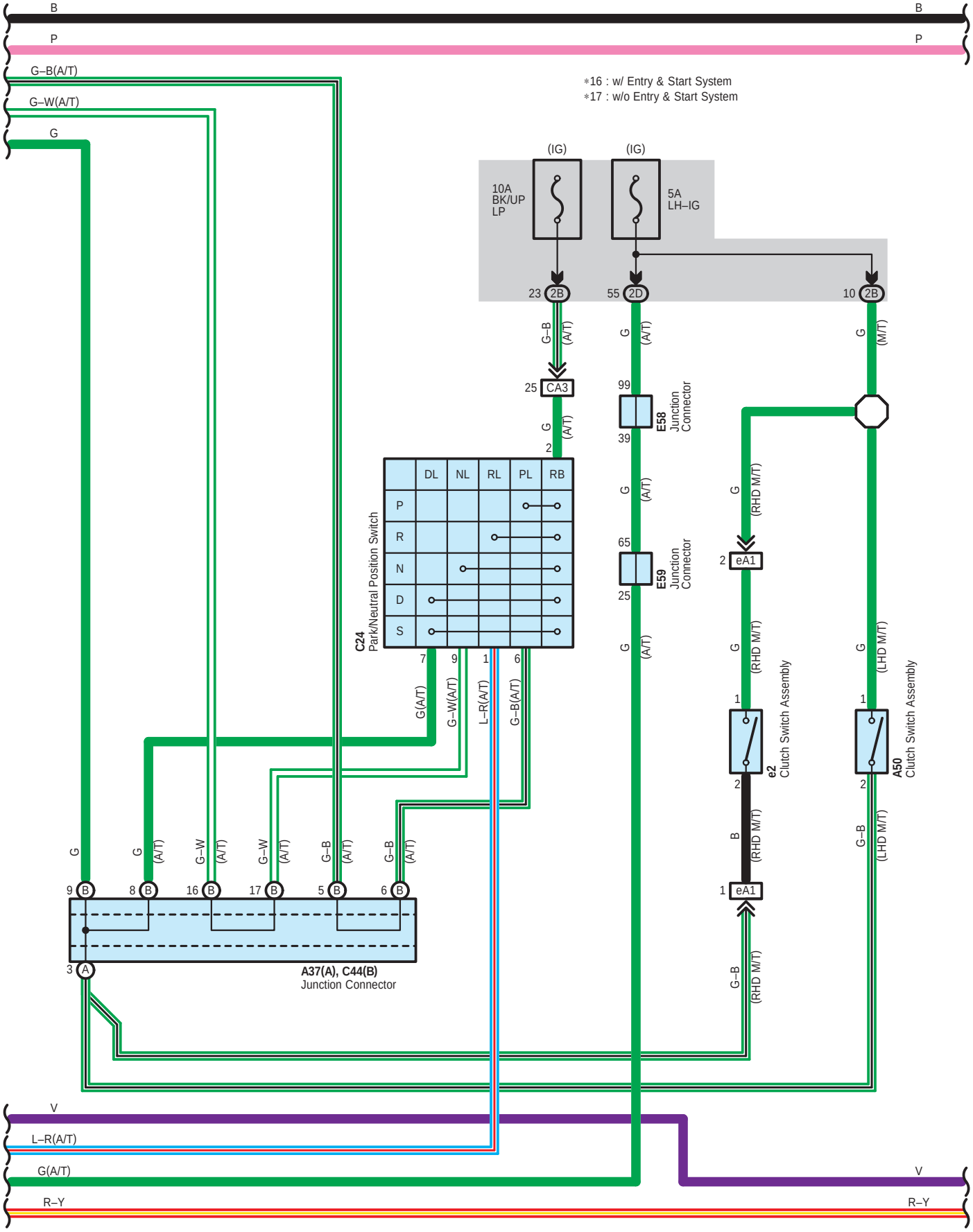
B
P
G–B(A/T)
G–W(A/T)
G
∗16 : w/ Entry & Start System
∗17 : w/o Entry & Start System
(IG)
10A
BK/UP
LP
5A
LH–IG
23 2B
55 2D
10 2B
G–B (A/T)
G (A/T)
G (M/T)
25 CA3
99
39
E58
Junction
Connector
65
25
E59
Junction
Connector
C24
Park/Neutral Position Switch
DL
NL
RL
PL
RB
P
R
N
D
S
7
9
1
6
G(A/T)
G–W(A/T)
L–R(A/T)
G–B(A/T)
G (RHD M/T)
2 eA1
G (RHD M/T)
1
2
e2
Clutch Switch Assembly
B (RHD M/T)
1 eA1
G–B (RHD M/T)
G (LHD M/T)
A50
Clutch Switch Assembly
G–B (LHD M/T)
G
G (A/T)
G–W (A/T)
G–W (A/T)
G–B (A/T)
G–B (A/T)
9 B
8 B
16 B
17 B
5 B
6 B
3 A
A37(A), C44(B)
Junction Connector
V
L–R(A/T)
G(A/T)
R–Y

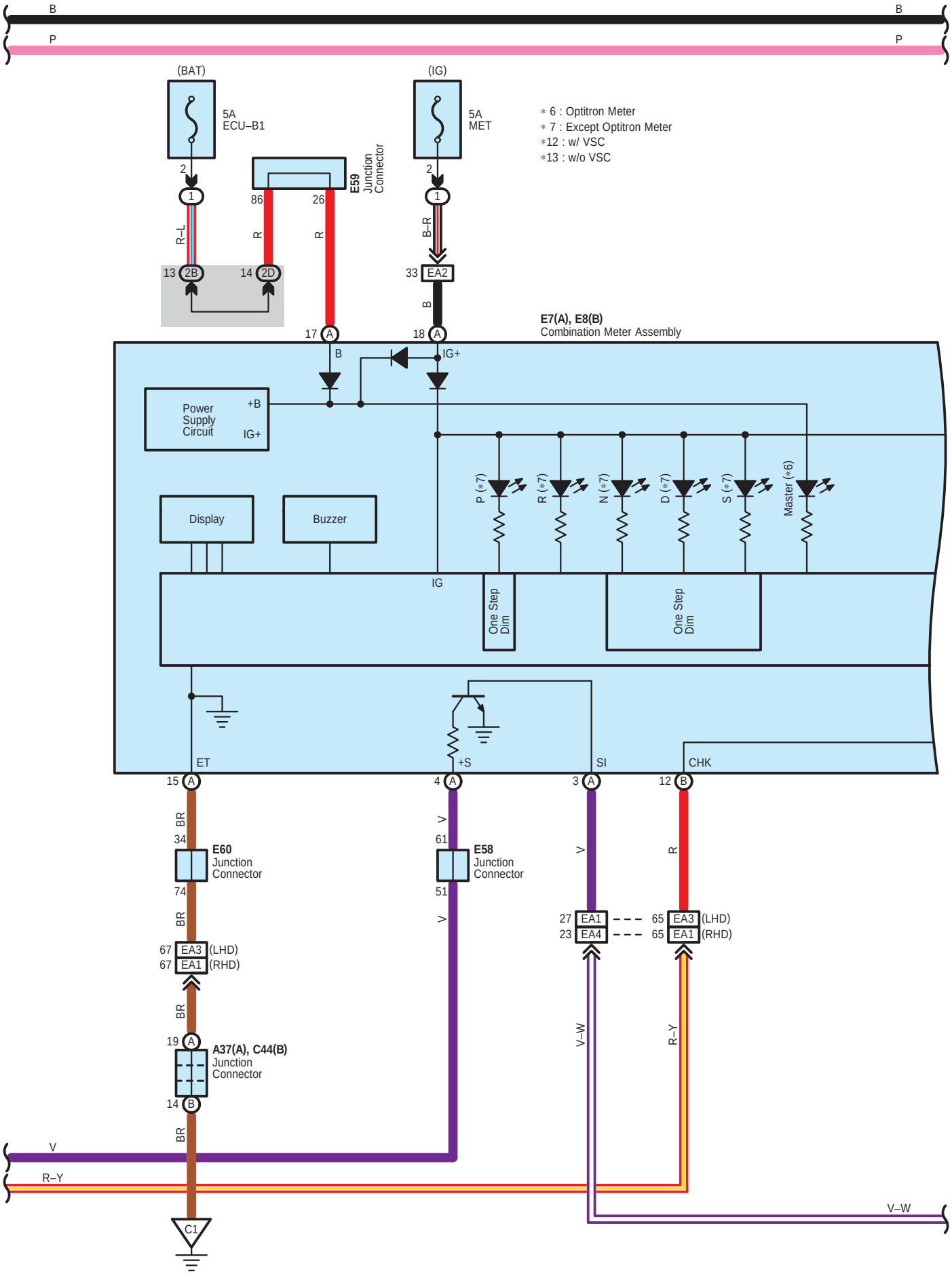
B
P
(BAT)
5A
ECU–B1
(IG)
5A
MET
∗ 6 : Optitron Meter
∗ 7 : Except Optitron Meter
∗12 : w/ VSC
∗13 : w/o VSC
E59
Junction
Connector
R–L
R
B–R
B
EA2
E7(A), E8(B)
Combination Meter Assembly
IG+
Power
Supply
Circuit
+B
IG+
Display
Buzzer
P (∗7)
R (∗7)
N (∗7)
D (∗7)
S (∗7)
Master (∗6)
IG
One Step
Dim
ET
+S
SI
CHK
BR
E60
Junction
Connector
E58
Junction
Connector
V
EA3 (LHD)
EA1 (RHD)
EA1
EA4
A37(A), C44(B)
Junction
Connector
V–W
R–Y
C1

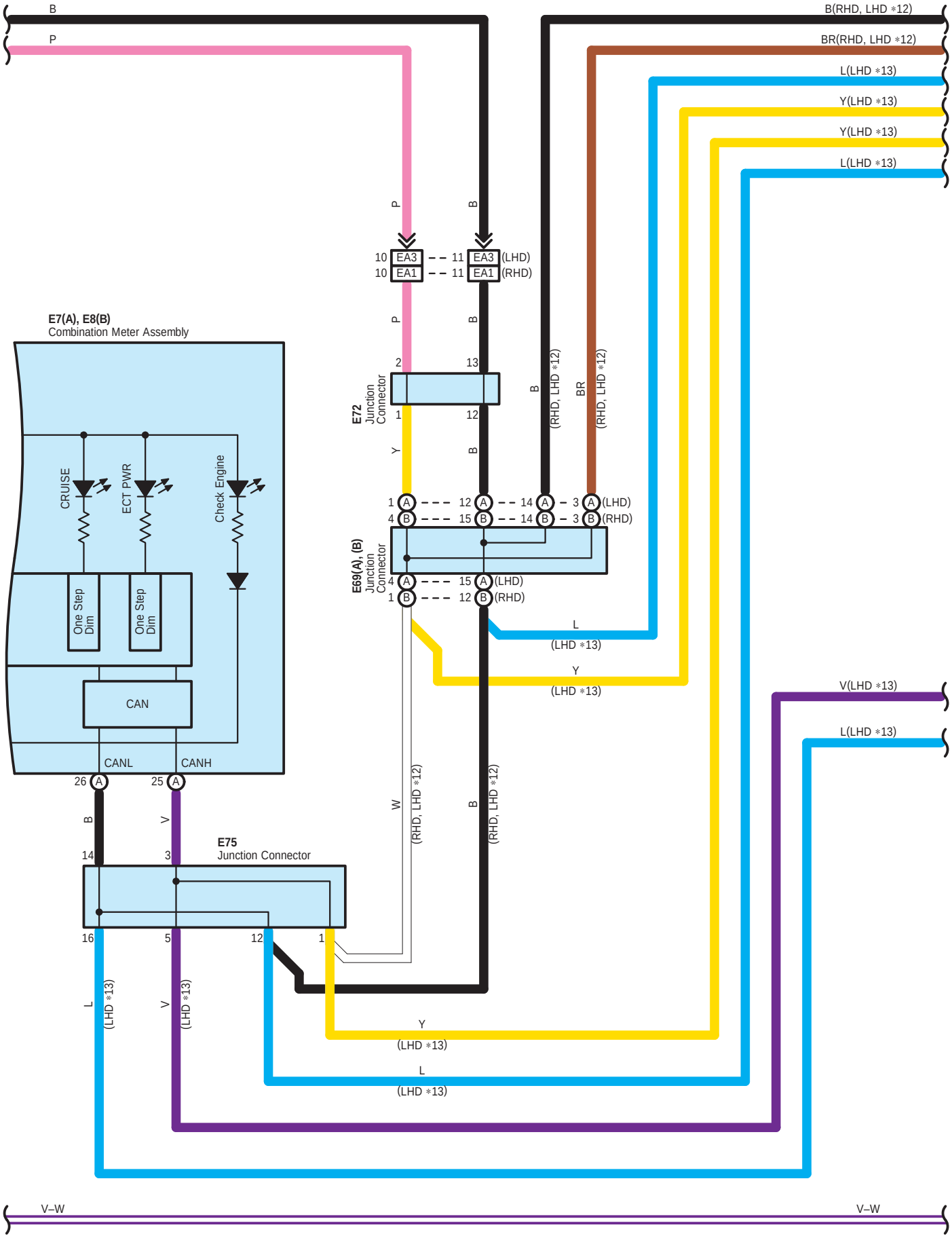
B
P
B(RHD, LHD *12)
BR(RHD, LHD *12)
L(LHD *13)
Y(LHD *13)
Y(LHD *13)
L(LHD *13)
P
B
10 EA3 11 EA3 (LHD)
10 EA1 11 EA1 (RHD)
P
B
E7(A), E8(B)
Combination Meter Assembly
2
13
E72
Junction
Connector
1
12
Y
B
B
(RHD, LHD *12)
BR
(RHD, LHD *12)
CRUISE
ECT PWR
Check Engine
1 A 12 A 14 A 3 A (LHD)
4 B 15 B 14 B 3 B (RHD)
E69(A), (B)
Junction
Connector
4 A 15 A (LHD)
1 B 12 B (RHD)
One Step Dim
One Step Dim
L
(LHD *13)
Y
(LHD *13)
CAN
V(LHD *13)
L(LHD *13)
CANL
CANH
26 A
25 A
B
V
W
(RHD, LHD *12)
B
(RHD, LHD *12)
14
3
E75
Junction Connector
16
5
12
1
L
(LHD *13)
V
(LHD *13)
Y
(LHD *13)
L
(LHD *13)
V–W
V–W

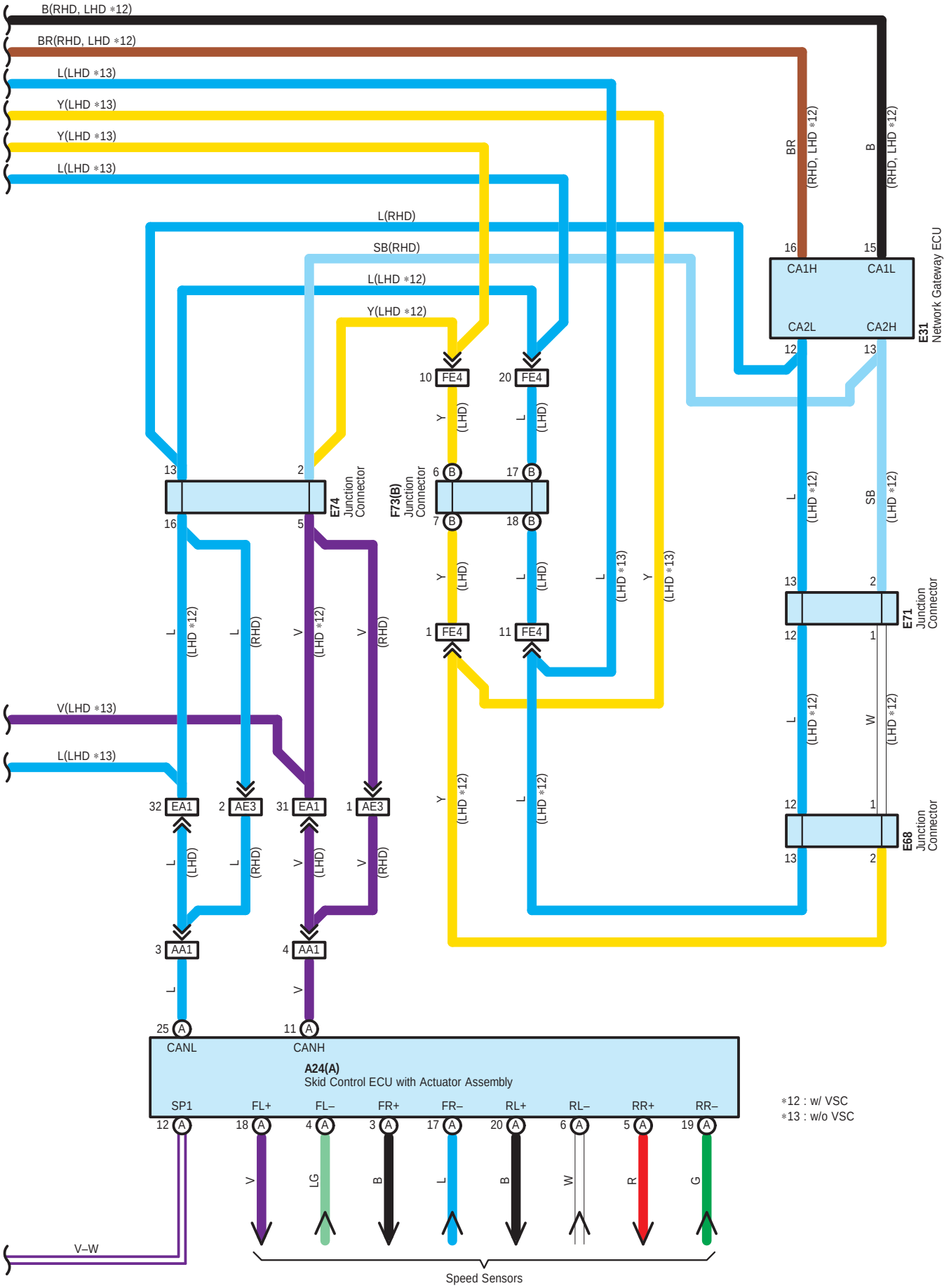
B(RHD, LHD *12)
BR(RHD, LHD *12)
L(LHD *13)
Y(LHD *13)
Y(LHD *13)
L(LHD *13)
L(RHD)
SB(RHD)
L(LHD *12)
Y(LHD *12)
V(LHD *13)
L(LHD *13)
V–W
E31 Network Gateway ECU
CA1H
CA1L
CA2L
CA2H
E74 Junction Connector
F73(B) Junction Connector
E71 Junction Connector
E68 Junction Connector
FE4
EA1
AE3
AA1
CANL
CANH
A24(A)
Skid Control ECU with Actuator Assembly
SP1
FL+
FL–
FR+
FR–
RL+
RL–
RR+
RR–
Speed Sensors
*12 : w/ VSC
*13 : w/o VSC

A 24
Black

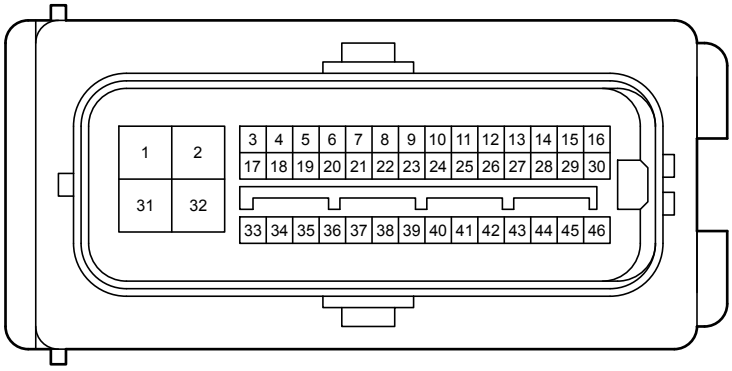

A 27
Black

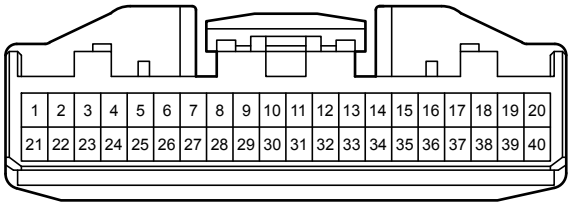

A 30
Gray

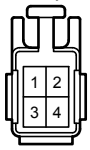

A 31
Black



A 34
White

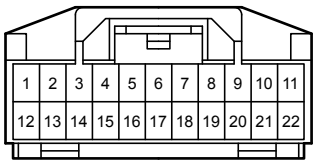

A 37
Blue

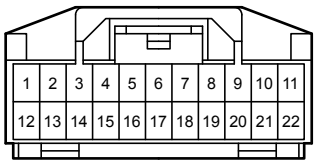

A 38
Black

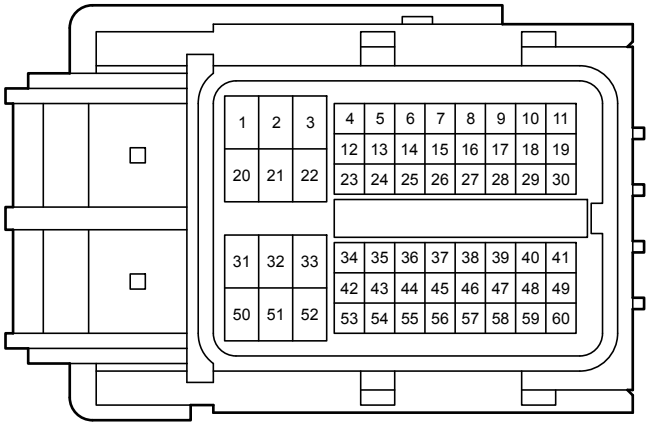

A 49
Black

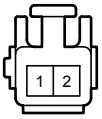

A 50
White



A 52
Black

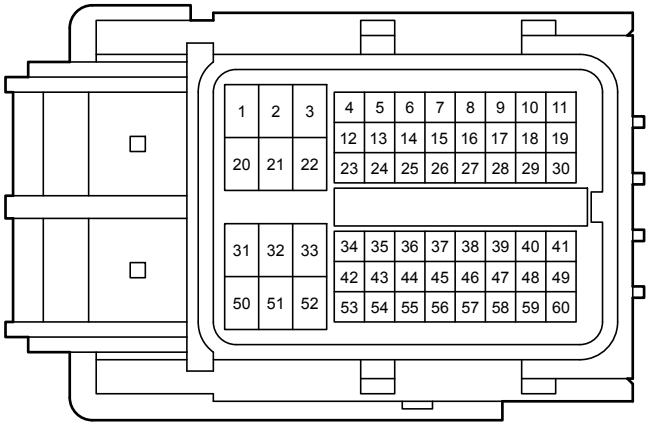

C 1
Black

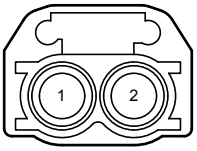

C 3
Black



C 5
Gray

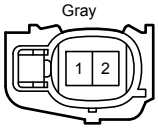

C 7
Gray

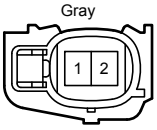

C 9
Gray

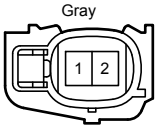

C 12
Gray

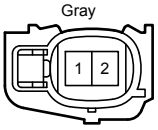

C 14
Gray

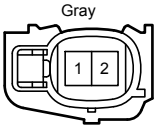

C 16
Gray

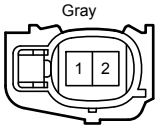

C 18
Dark Gray

C 20
Dark Gray

C 21
Dark Gray

C 22
Dark Gray

C 23
Dark Gray

C 24
Gray

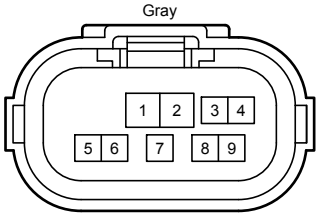

C 25
Black



C 26
Black

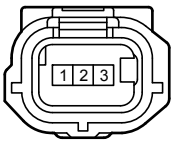

C 27
Black

C 28
Black

C 34
Gray

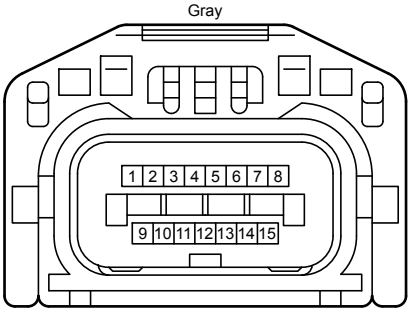

C 35
Black

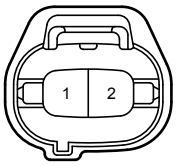

C 36
Black

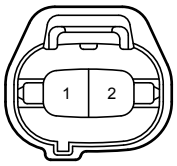

C 42
White

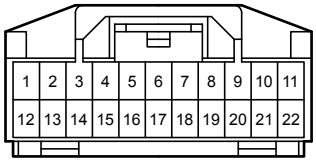

C 43
White

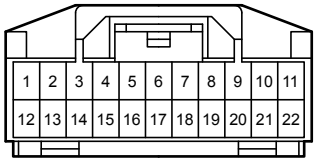

C 44
Blue

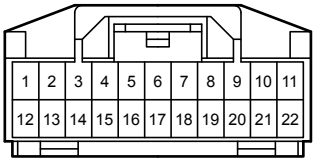

C 45

Black

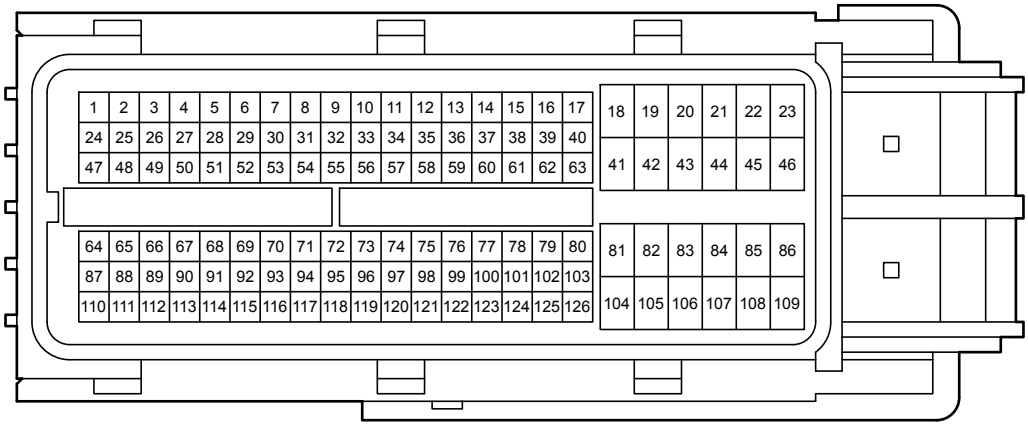

C 46

Black

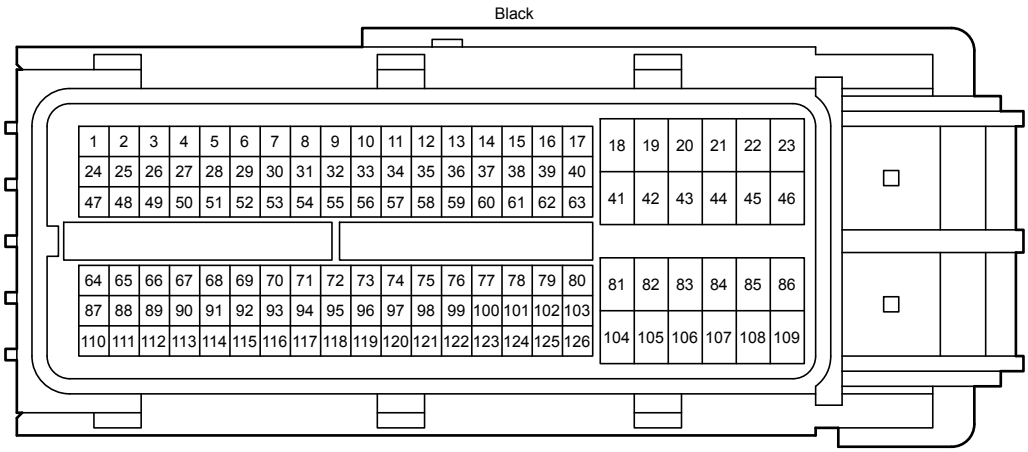

C 50

Black

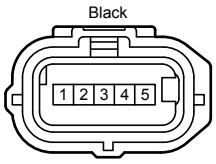

C 55

Black

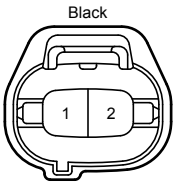

C 59

Gray

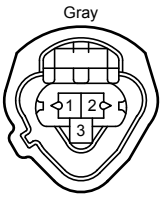

C 60

Black

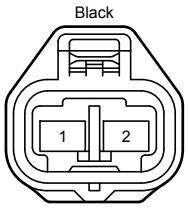

C 61

Black

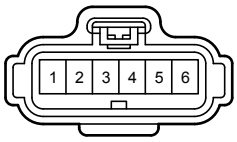

C121

Black



C122

Black

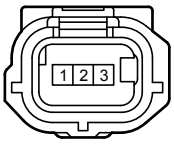

C137

Black



C138

Black



C139

Black

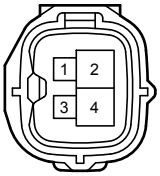

C169

Gray

C170

Gray

D 4

Black

E 1

White

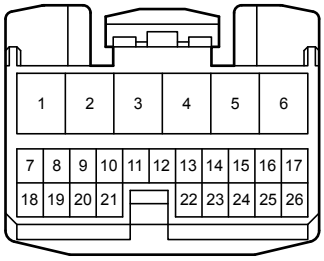

E 2

White

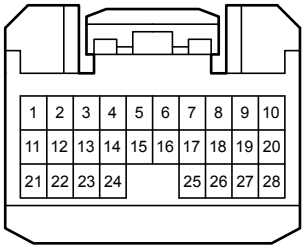

E 3

White

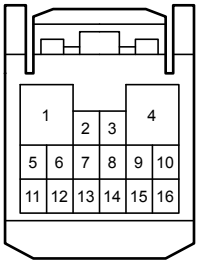

E 4

White

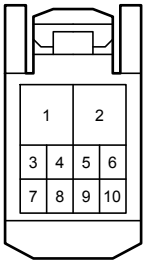

E 7

White

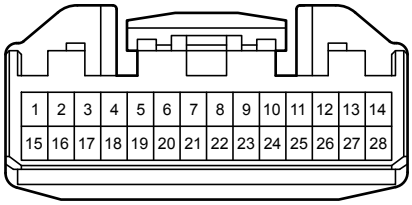

E 8

Black

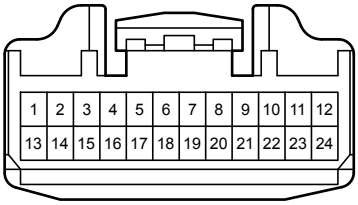

E 12

Black

E 22

White

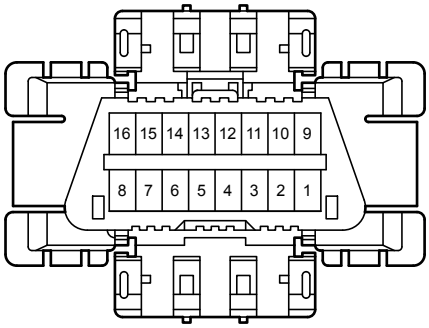

E 28

White

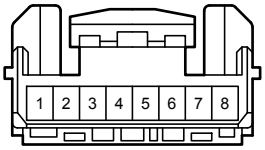

E 31

White

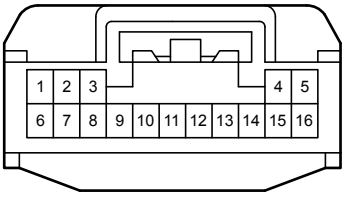

E 36

White

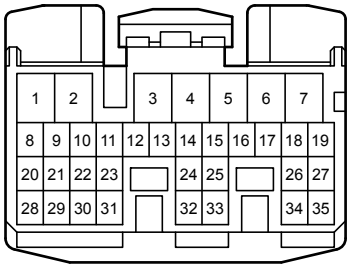

E 52

White



E 58

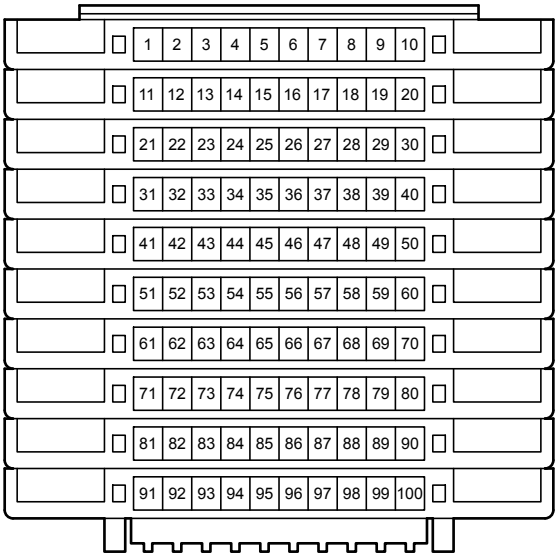

E 59

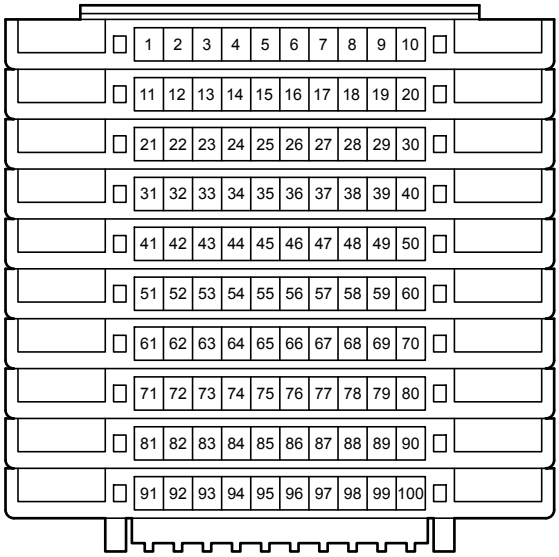

E 60

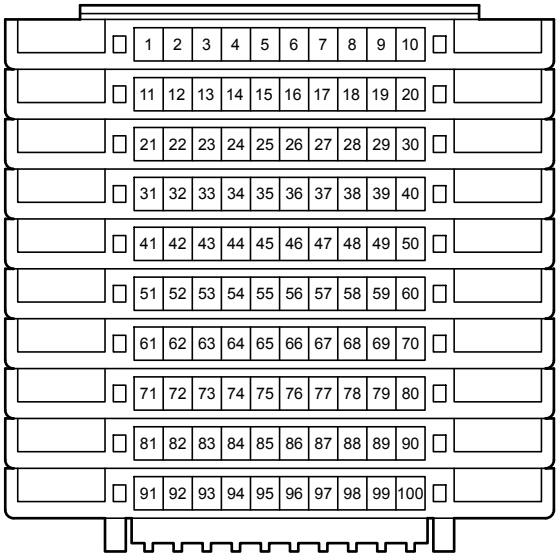

E 62
White

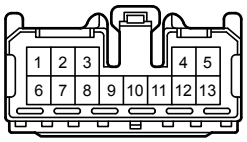

E 66
White

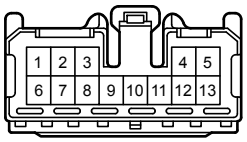

E 67
White

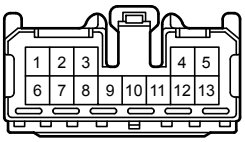

E 68
Gray

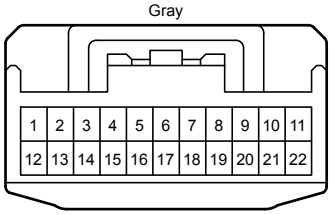

E 69
Gray

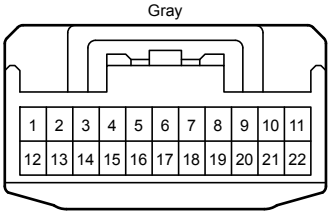

E 71
Gray

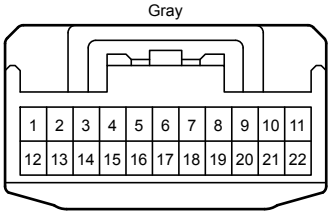

E 72
Gray

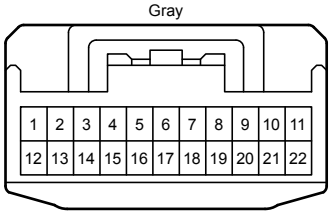

E 74
Gray

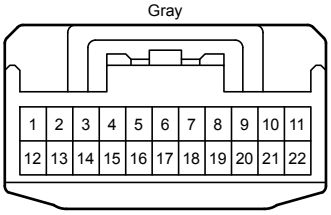

E 75
Gray

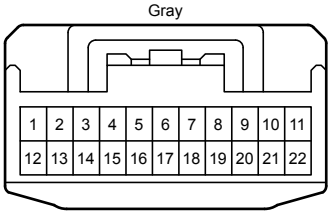

E 81
White

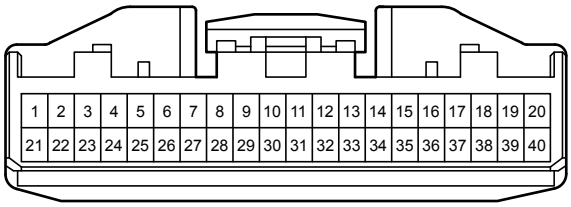

E 93
White

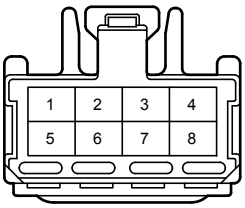

E 96
Black

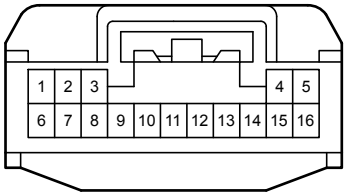

F 73
Blue

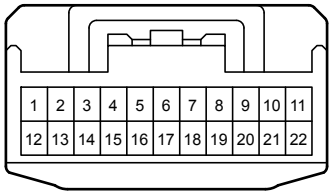

N 1
White

N 14
Black

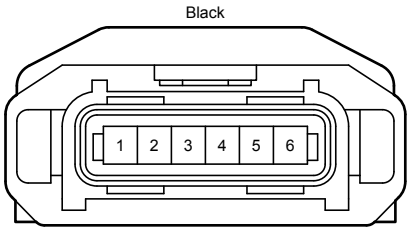

U 1
Black

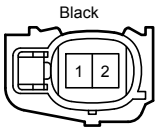

U 2
Black

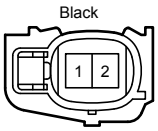

V 4
White

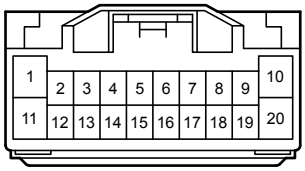

e 1
Black

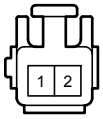

e 2
White



z 37
White

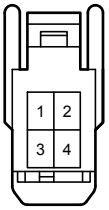

1A
White

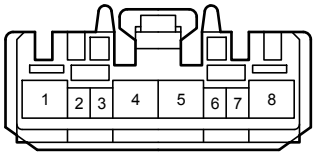

1B
White

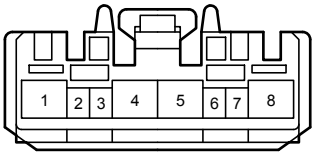

1F

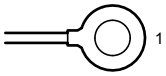

2B
White

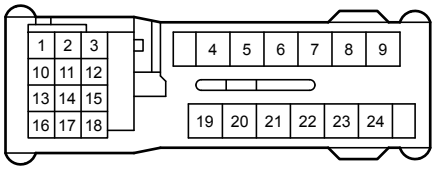

2D
White

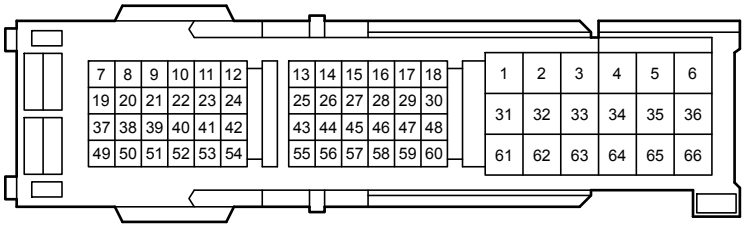

AA1
Gray

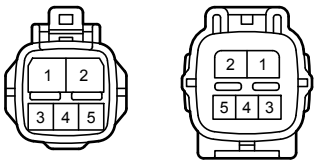

AD1
Black

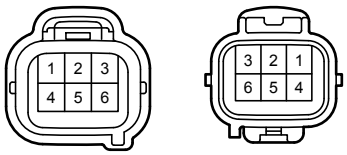

AE3
Gray

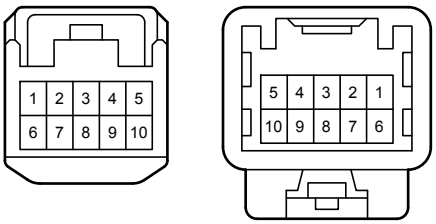

AK1
Blue

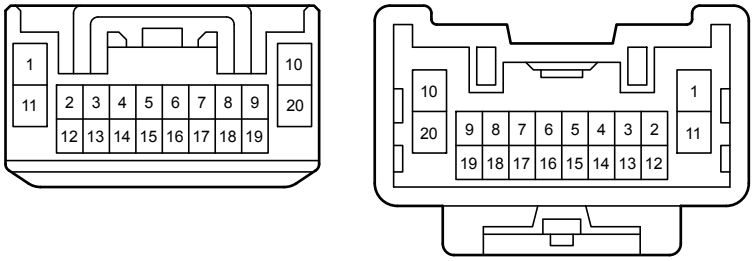

AK2
Gray

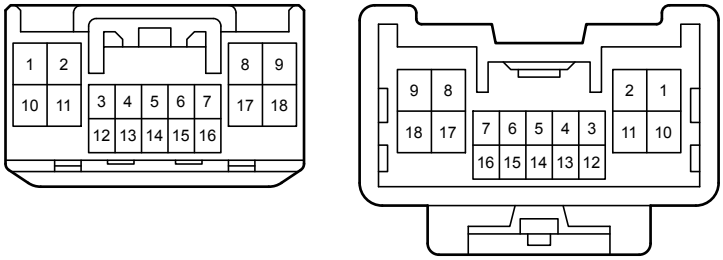

CA1
White

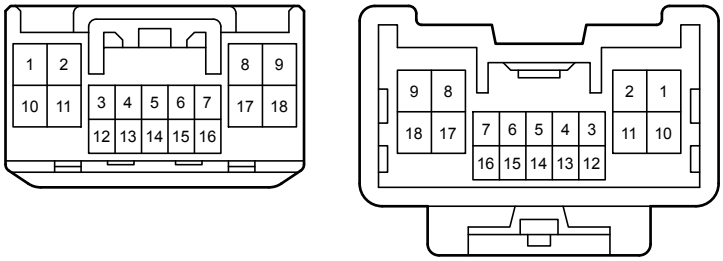

CA2
White

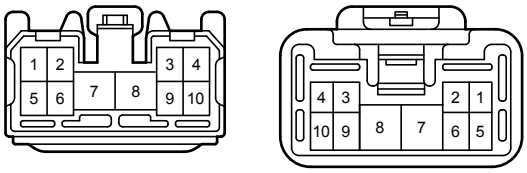

CA3
White

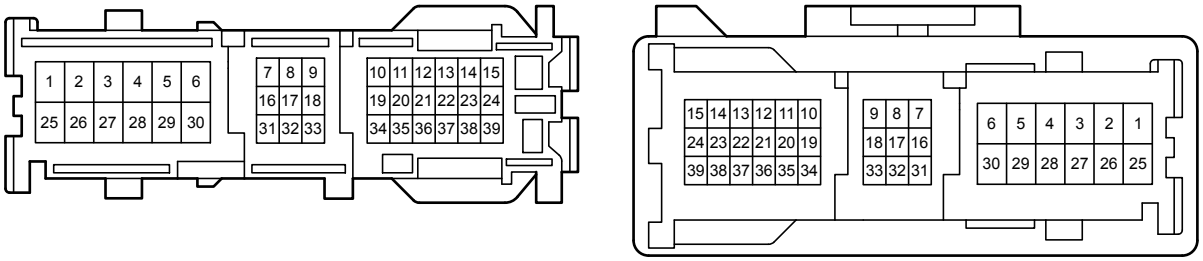

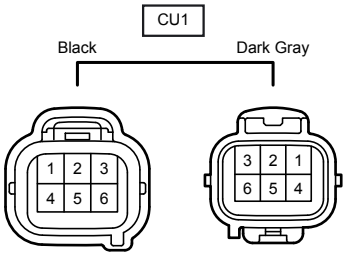
CU1
Black
Dark Gray
1 2 3
4 5 6
3 2 1
6 5 4

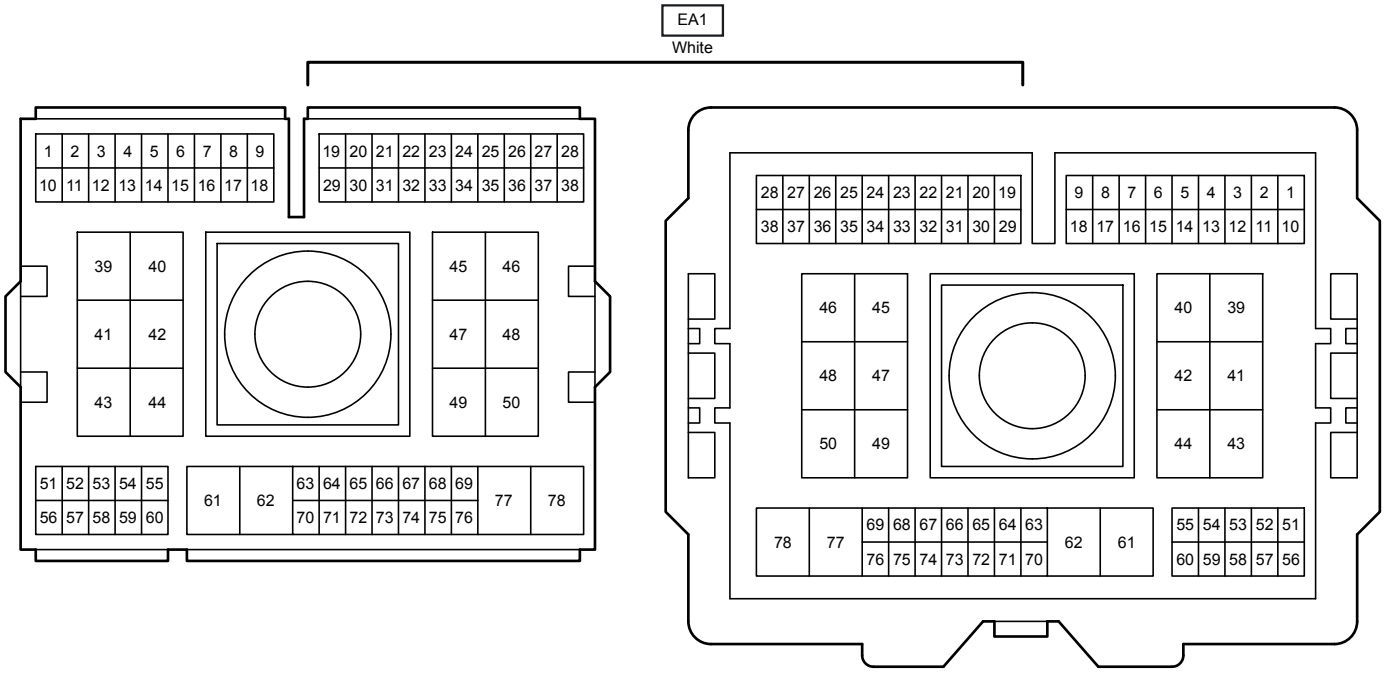
EA1
White
1 2 3 4 5 6 7 8 9
10 11 12 13 14 15 16 17 18
19 20 21 22 23 24 25 26 27 28
29 30 31 32 33 34 35 36 37 38
39 40
41 42
43 44
45 46
47 48
49 50
51 52 53 54 55
56 57 58 59 60
61 62
63 64 65 66 67 68 69
70 71 72 73 74 75 76
77 78
28 27 26 25 24 23 22 21 20 19
38 37 36 35 34 33 32 31 30 29
9 8 7 6 5 4 3 2 1
18 17 16 15 14 13 12 11 10
46 45
48 47
50 49
40 39
42 41
44 43
78 77
69 68 67 66 65 64 63
76 75 74 73 72 71 70
62 61
55 54 53 52 51
60 59 58 57 56

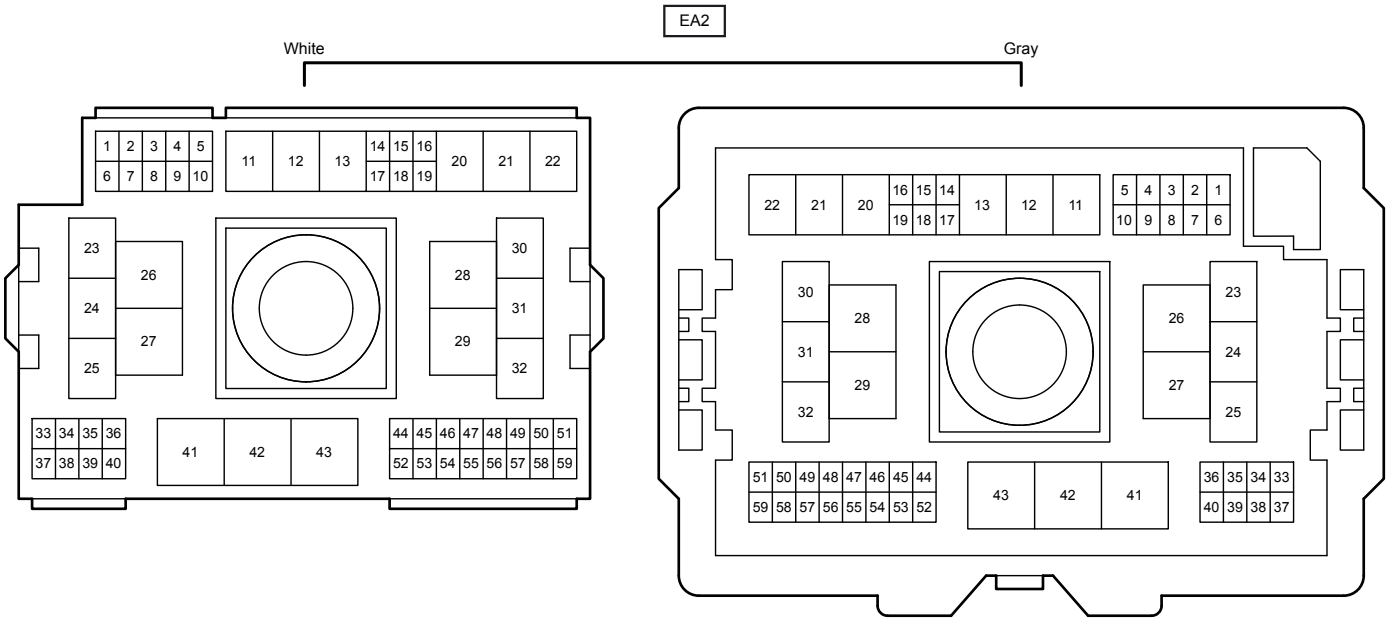
EA2
White
Gray
1 2 3 4 5
6 7 8 9 10
11 12 13
14 15 16
17 18 19
20 21 22
23 26
24 27
25
28 30
29 31
32
33 34 35 36
37 38 39 40
41 42 43
44 45 46 47 48 49 50 51
52 53 54 55 56 57 58 59
22 21 20
16 15 14
19 18 17
13 12 11
5 4 3 2 1
10 9 8 7 6
30 28
31 29
32
26 23
27 24
25
51 50 49 48 47 46 45 44
59 58 57 56 55 54 53 52
43 42 41
36 35 34 33
40 39 38 37

EA3
White

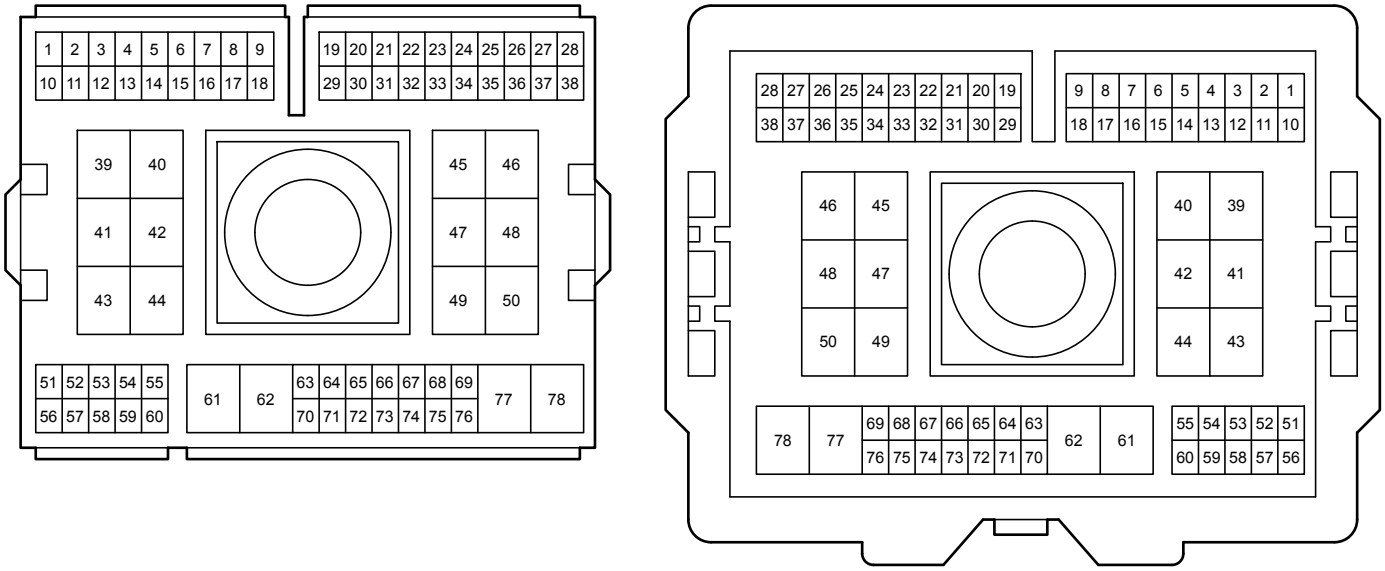

EA4
White

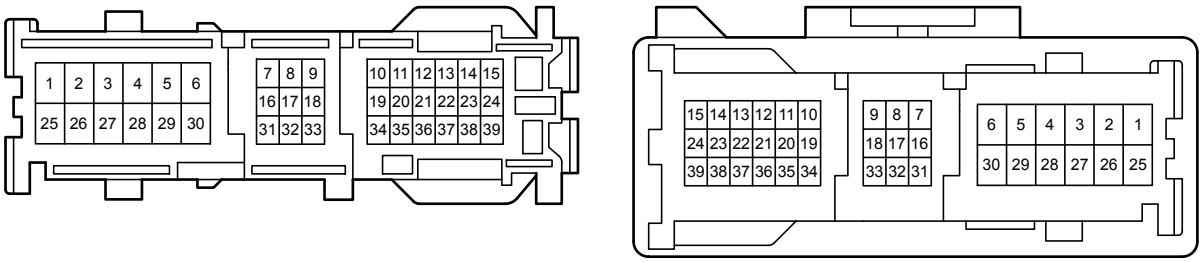

FE4
White

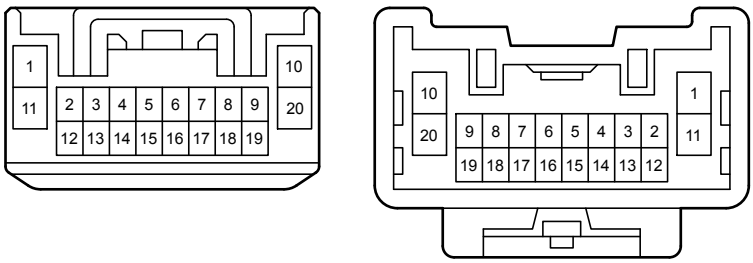

KN1
White

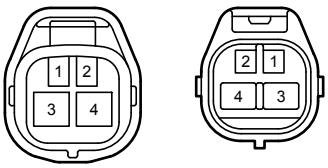

VE3
Gray

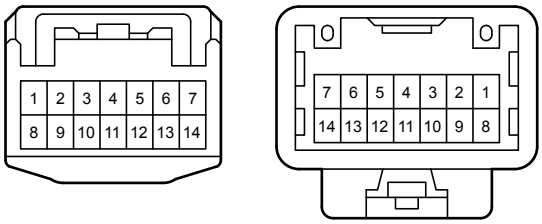
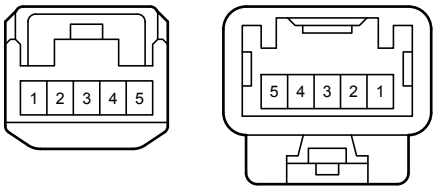
eA1
White