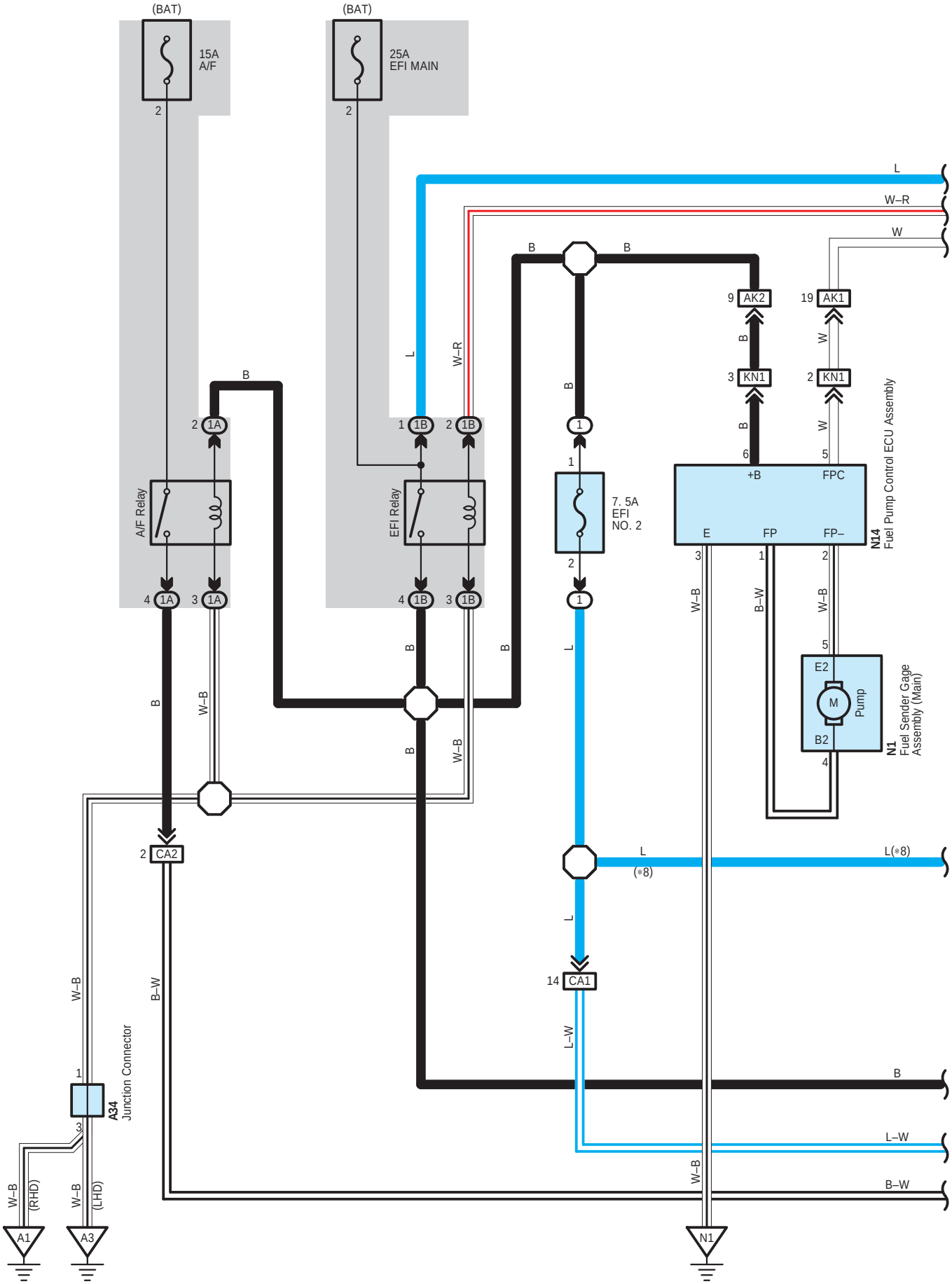
(BAT)
15A
A/F
(BAT)
25A
EFI MAIN
A/F Relay
EFI Relay
7. 5A
EFI
NO. 2
AK2
AK1
KN1
KN1
+B
FPC
E
FP
FP–
N14
Fuel Pump Control ECU Assembly
E2
M
Pump
B2
N1
Fuel Sender Gage
Assembly (Main)
CA2
CA1
A34
Junction Connector
(RHD)
(LHD)
A1
A3
N1
L
W–R
W
B
W–B
B–W
L–W
L(*8)
(*8)

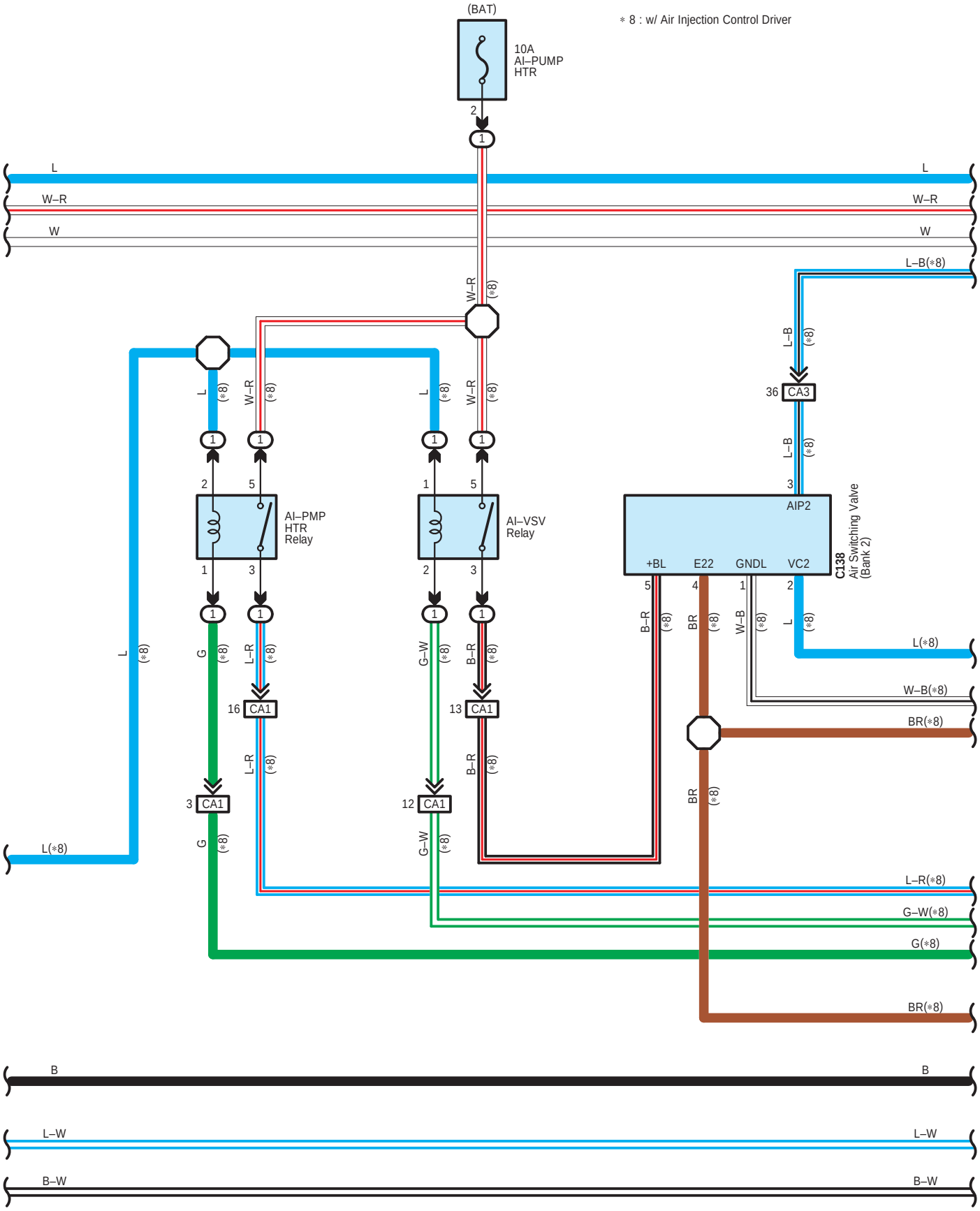
(BAT)
∗ 8 : w/ Air Injection Control Driver
10A
AI–PUMP
HTR
AI–PMP
HTR
Relay
AI–VSV
Relay
AIP2
+BL
E22
GNDL
VC2
C138
Air Switching Valve
(Bank 2)
CA1
CA3
L
W–R
W
L–B(∗8)
L(∗8)
W–B(∗8)
BR(∗8)
L–R(∗8)
G–W(∗8)
G(∗8)
B
L–W
B–W

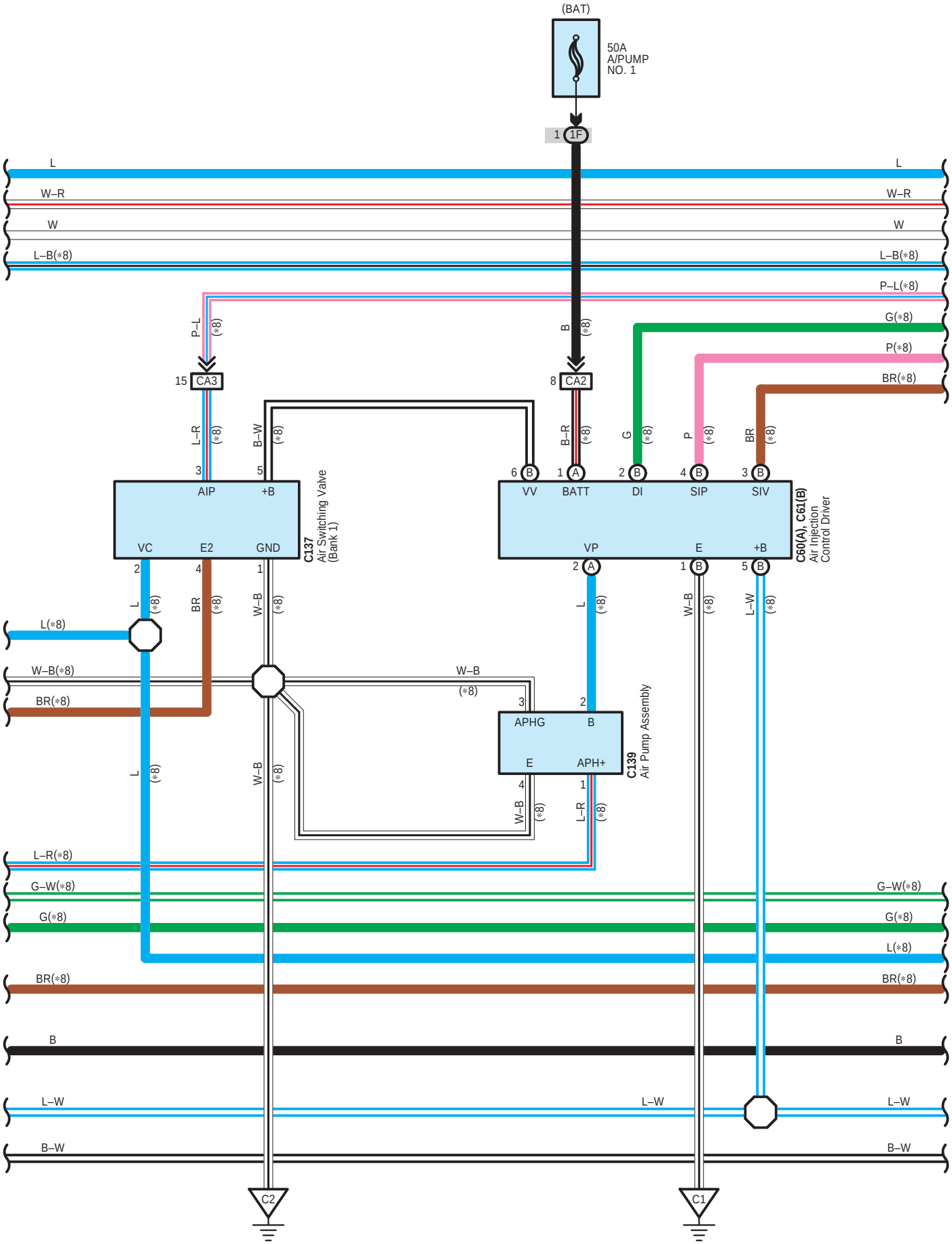
(BAT)
50A
A/PUMP
NO. 1
1 1F
L
W–R
W
L–B(*8)
P–L(*8)
G(*8)
P(*8)
BR(*8)
P–L
(*8)
B
(*8)
15 CA3
8 CA2
L–R
(*8)
B–W
(*8)
B–R
(*8)
G
(*8)
P
(*8)
BR
(*8)
3 AIP
5 +B
VC
E2
GND
C137
Air Switching Valve
(Bank 1)
6 B VV
1 A BATT
2 B DI
4 B SIP
3 B SIV
VP
E
+B
C60(A), C61(B)
Air Injection
Control Driver
2 A
1 B
5 B
L(*8)
W–B(*8)
BR(*8)
W–B
(*8)
3 APHG
2 B
E
APH+
4
1
C139
Air Pump Assembly
L–R(*8)
G–W(*8)
G(*8)
L(*8)
BR(*8)
B
L–W
B–W
C2
C1

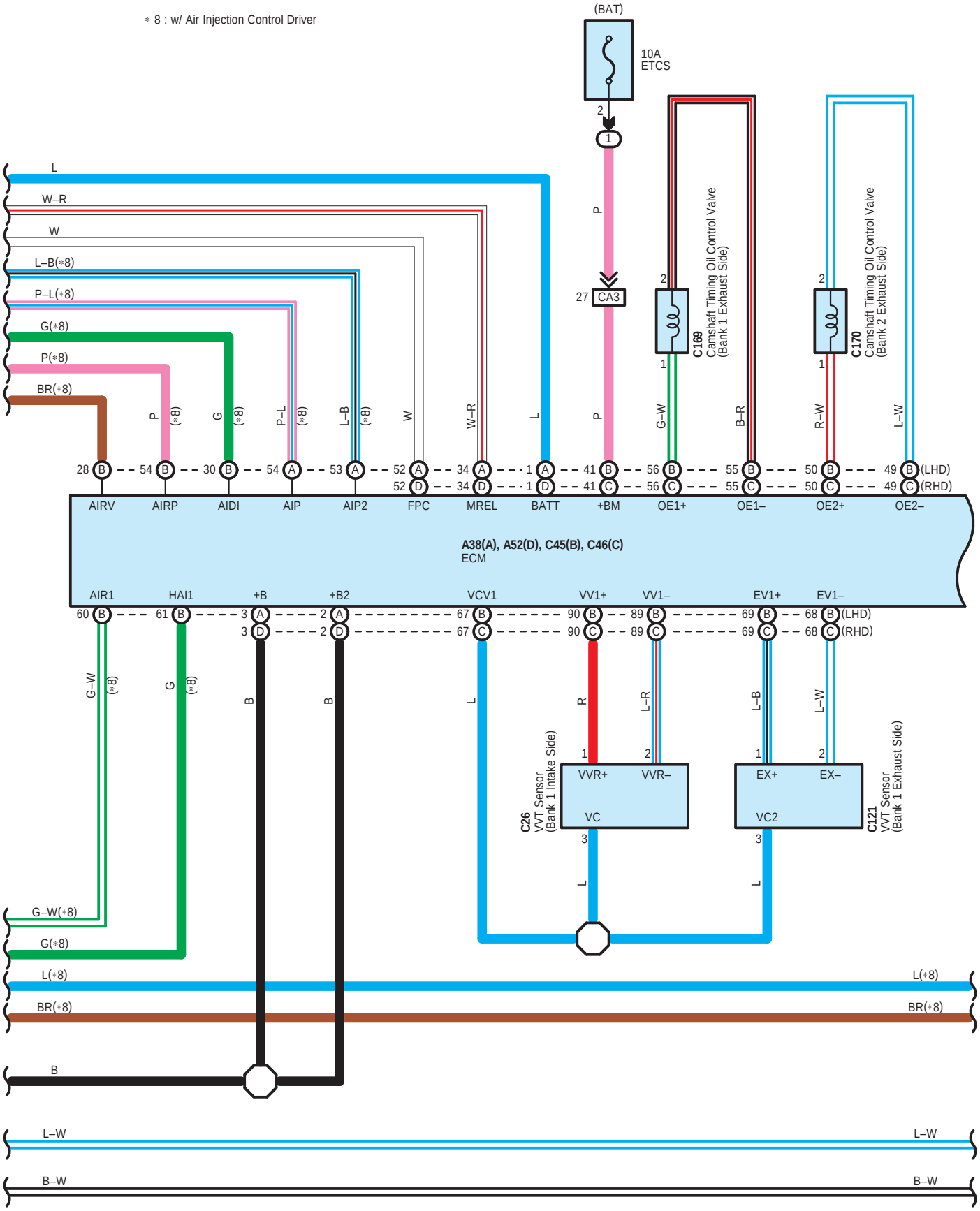
∗ 8 : w/ Air Injection Control Driver
(BAT)
10A
ETCS
CA3
C169
Camshaft Timing Oil Control Valve
(Bank 1 Exhaust Side)
C170
Camshaft Timing Oil Control Valve
(Bank 2 Exhaust Side)
AIRV
AIRP
AIDI
AIP
AIP2
FPC
MREL
BATT
+BM
OE1+
OE1–
OE2+
OE2–
(LHD)
(RHD)
A38(A), A52(D), C45(B), C46(C)
ECM
AIR1
HAI1
+B
+B2
VCV1
VV1+
VV1–
EV1+
EV1–
C26
VVT Sensor
(Bank 1 Intake Side)
VVR+
VVR–
VC
C121
VVT Sensor
(Bank 1 Exhaust Side)
EX+
EX–
VC2
G–W(∗8)
G(∗8)
L(∗8)
BR(∗8)
B
L–W
B–W

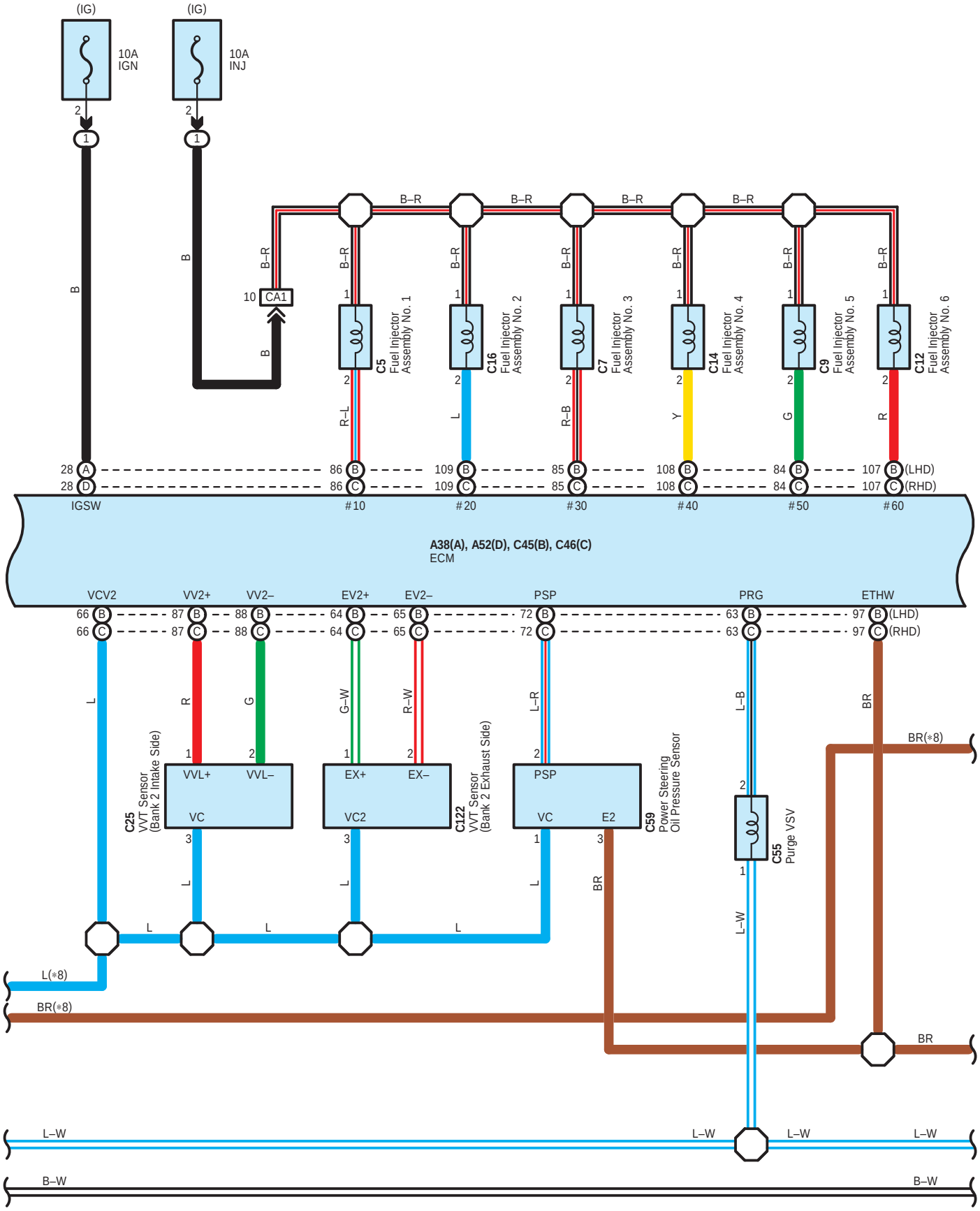
(IG)
10A
IGN
(IG)
10A
INJ
CA1
C5
Fuel Injector
Assembly No. 1
C16
Fuel Injector
Assembly No. 2
C7
Fuel Injector
Assembly No. 3
C14
Fuel Injector
Assembly No. 4
C9
Fuel Injector
Assembly No. 5
C12
Fuel Injector
Assembly No. 6
IGSW
#10
#20
#30
#40
#50
#60
(LHD)
(RHD)
A38(A), A52(D), C45(B), C46(C)
ECM
VCV2
VV2+
VV2–
EV2+
EV2–
PSP
PRG
ETHW
C25
VVT Sensor
(Bank 2 Intake Side)
VVL+
VVL–
VC
C122
VVT Sensor
(Bank 2 Exhaust Side)
EX+
EX–
VC2
C59
Power Steering
Oil Pressure Sensor
PSP
VC
E2
C55
Purge VSV
L(*8)
BR(*8)
BR(*8)
BR
L–W
L–W
L–W
L–W
B–W
B–W

∗ 1 : Shielded
∗ 8 : w/ Air Injection Control Driver

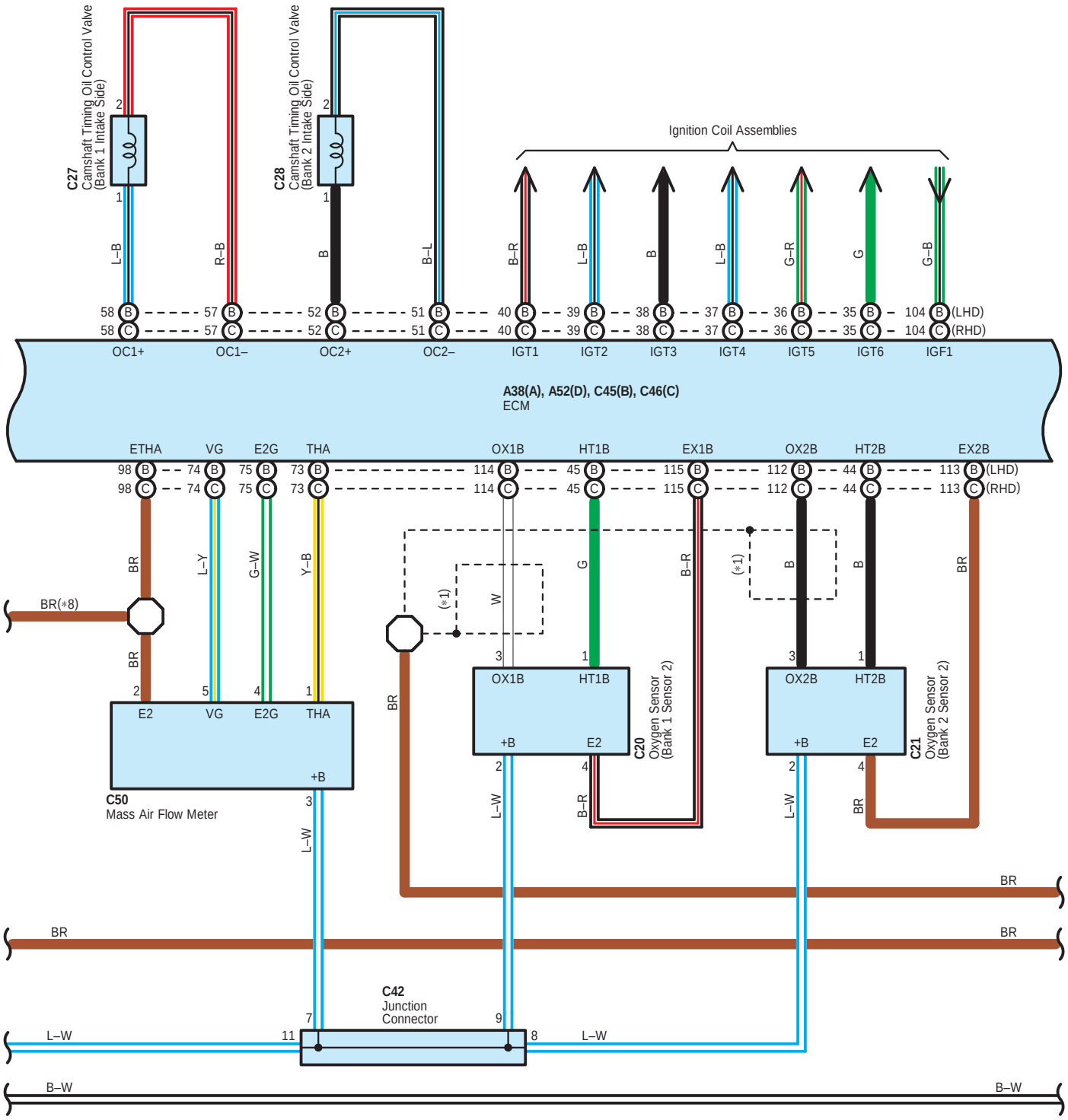

∗ 1 : Shielded
∗14 : Liftgate Type
∗15 : Swing Type
∗16 : w/ Entry & Start System
∗17 : w/o Entry & Start System

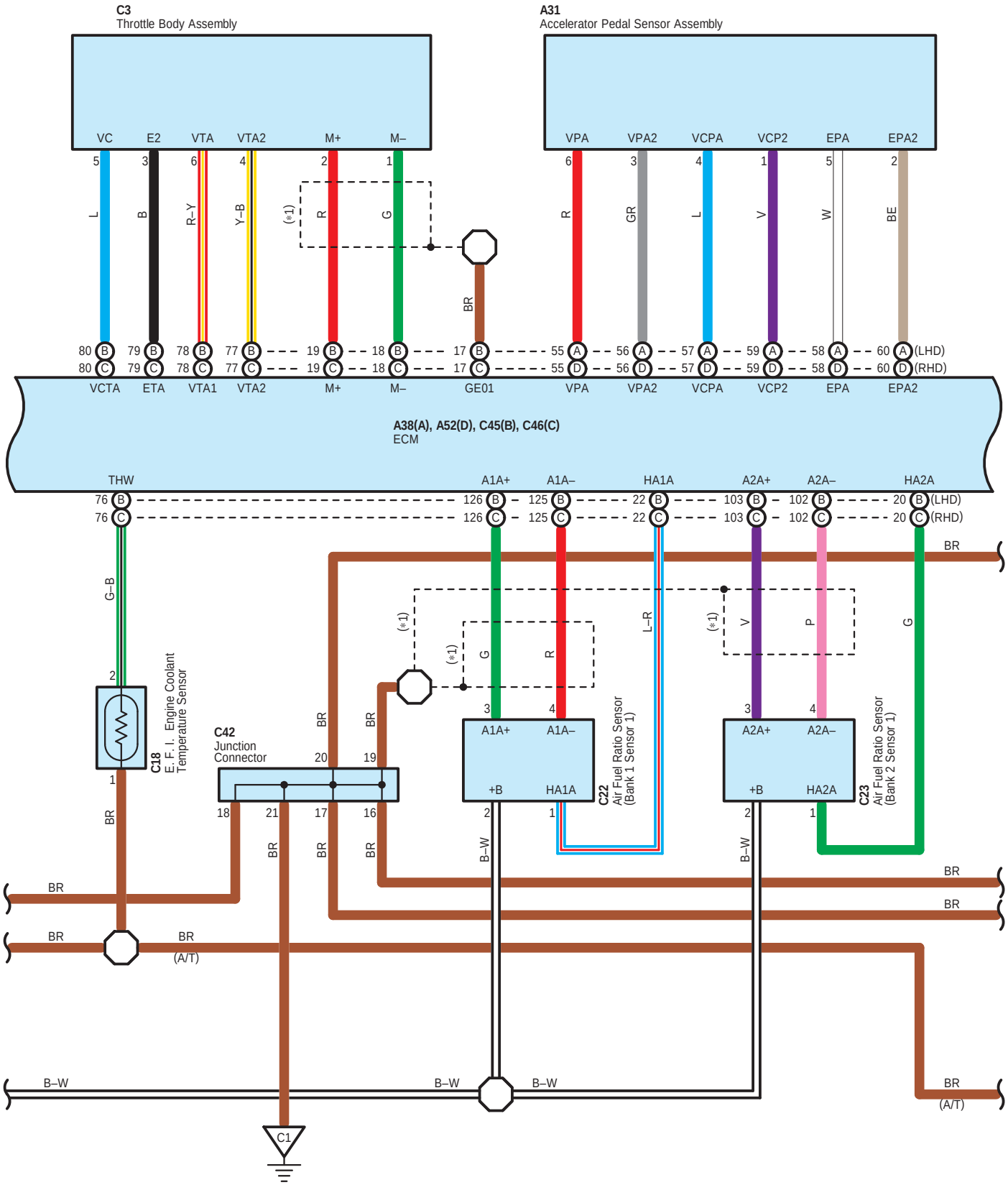

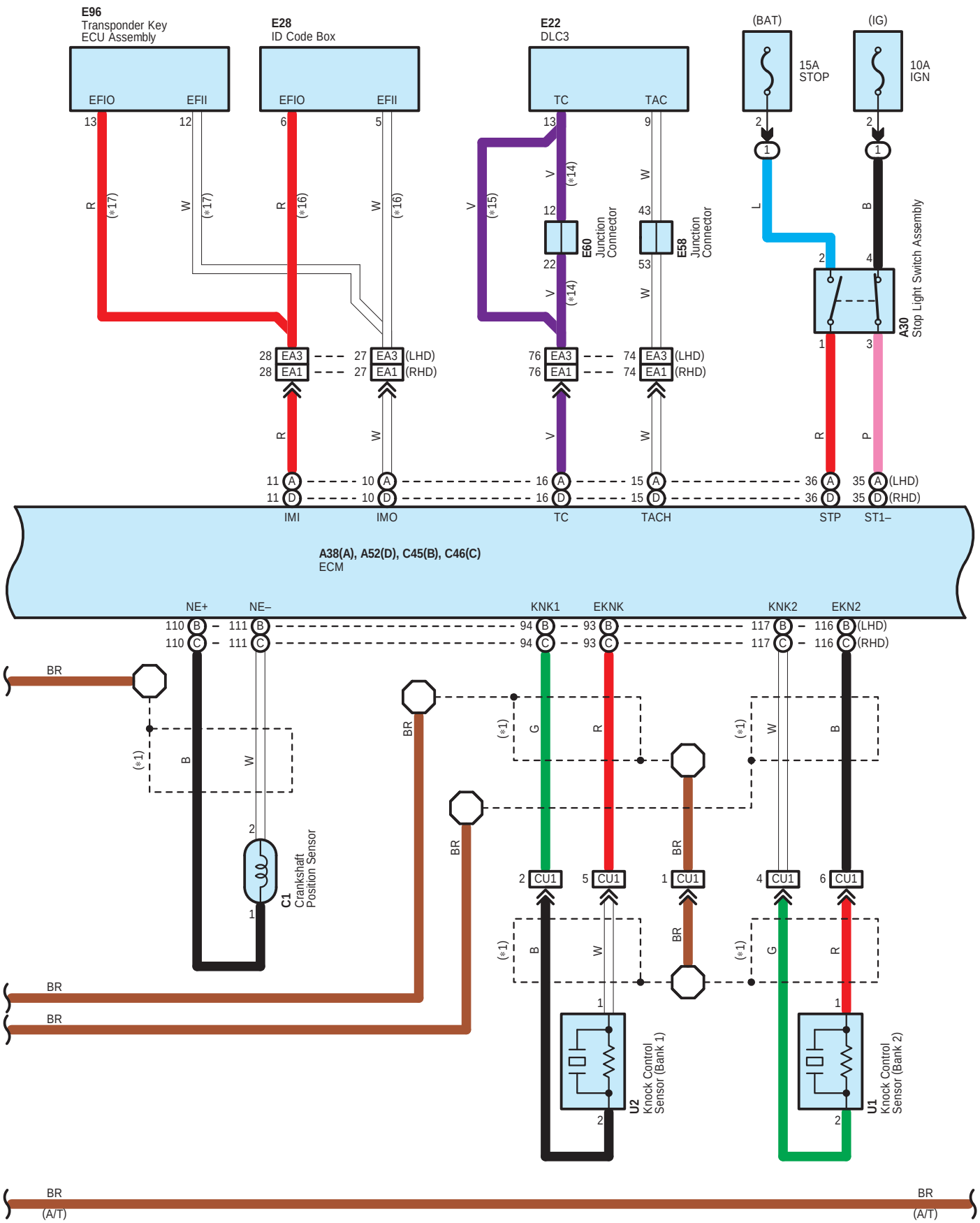
E96
Transponder Key
ECU Assembly
E28
ID Code Box
E22
DLC3
(BAT)
(IG)
15A
STOP
10A
IGN
EFIO
EFII
TC
TAC
E60
Junction
Connector
E58
Junction
Connector
A30
Stop Light Switch Assembly
EA3
EA1
(LHD)
(RHD)
IMI
IMO
TC
TACH
STP
ST1–
A38(A), A52(D), C45(B), C46(C)
ECM
NE+
NE–
KNK1
EKNK
KNK2
EKN2
C1
Crankshaft
Position Sensor
CU1
U2
Knock Control
Sensor (Bank 1)
U1
Knock Control
Sensor (Bank 2)
BR
(A/T)

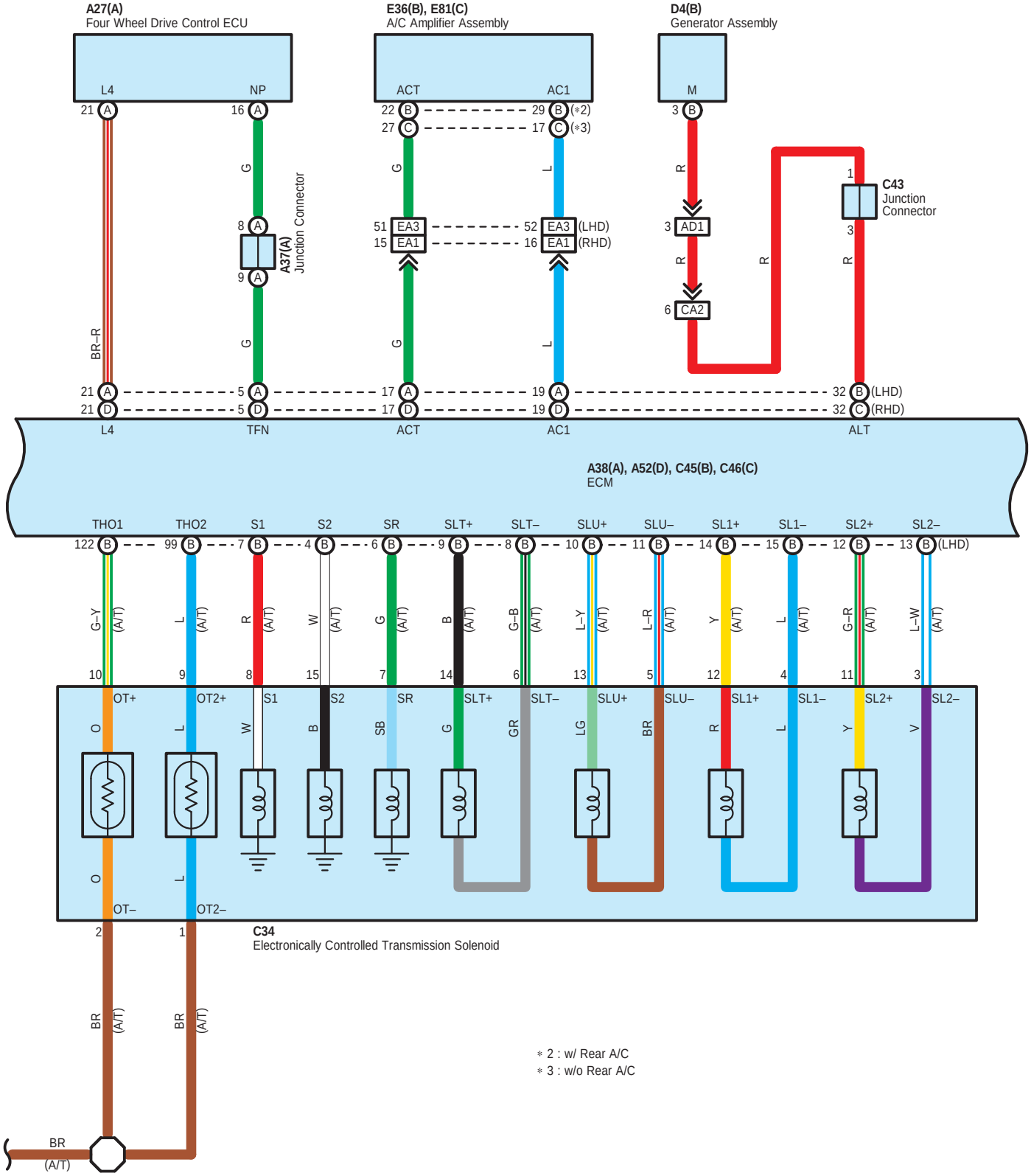
A27(A)
Four Wheel Drive Control ECU
E36(B), E81(C)
A/C Amplifier Assembly
D4(B)
Generator Assembly
L4
NP
ACT
AC1
M
A37(A)
Junction Connector
C43
Junction
Connector
EA3
EA1
AD1
CA2
(LHD)
(RHD)
(*2)
(*3)
BR–R
L4
TFN
ACT
AC1
ALT
A38(A), A52(D), C45(B), C46(C)
ECM
THO1
THO2
S1
S2
SR
SLT+
SLT–
SLU+
SLU–
SL1+
SL1–
SL2+
SL2–
OT+
OT2+
OT–
OT2–
C34
Electronically Controlled Transmission Solenoid
(A/T)
* 2 : w/ Rear A/C
* 3 : w/o Rear A/C

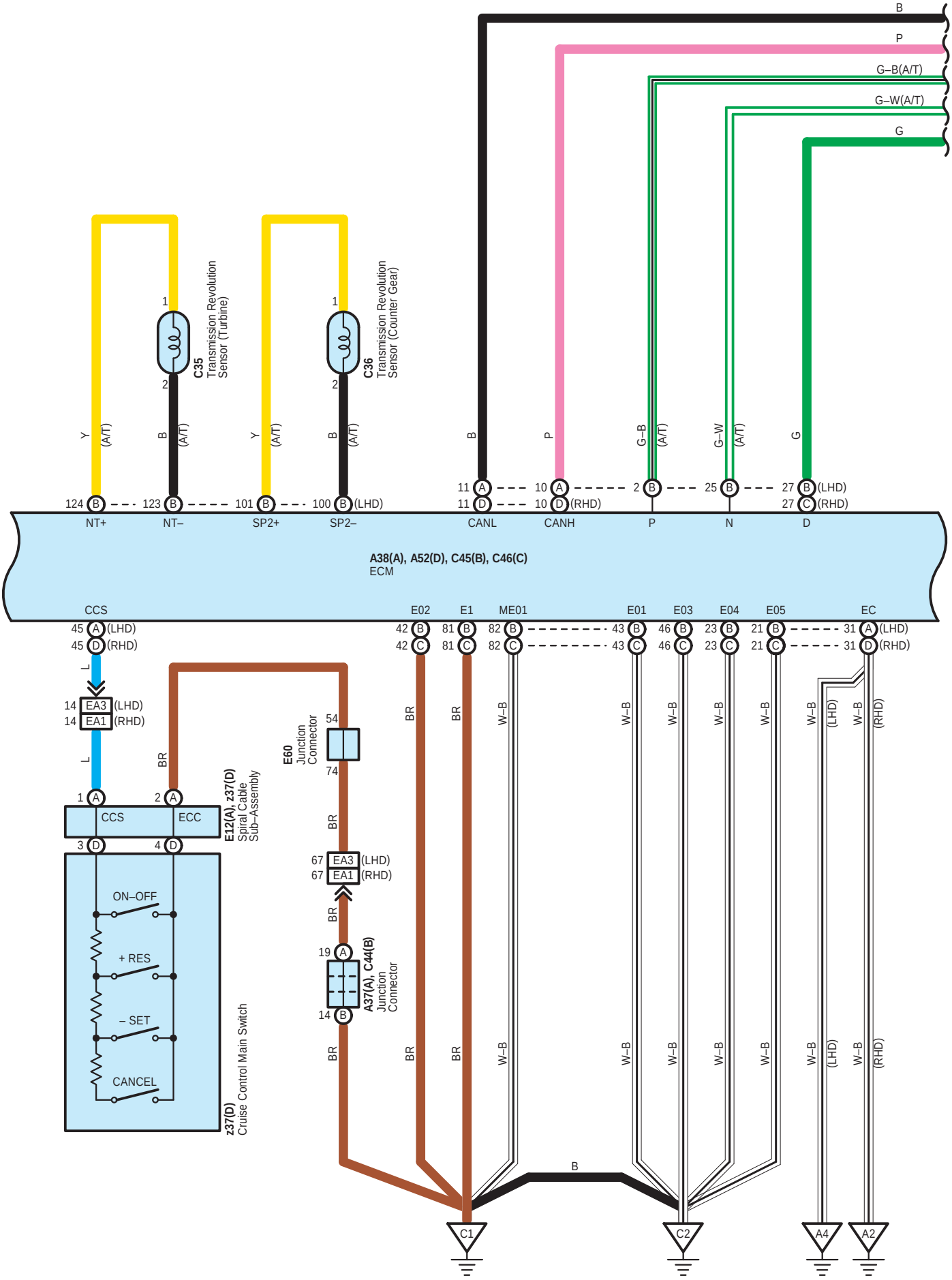
B
P
G–B(A/T)
G–W(A/T)
G
C35
Transmission Revolution Sensor (Turbine)
C36
Transmission Revolution Sensor (Counter Gear)
124 B NT+
123 B NT–
101 B SP2+
100 B (LHD) SP2–
11 A CANL
10 A CANH
2 B P
25 B N
27 B (LHD)
27 C (RHD) D
A38(A), A52(D), C45(B), C46(C)
ECM
CCS
45 A (LHD)
45 D (RHD)
E02
42 B
42 C
E1
81 B
81 C
ME01
82 B
82 C
E01
43 B
43 C
E03
46 B
46 C
E04
23 B
23 C
E05
21 B
21 C
EC
31 A (LHD)
31 D (RHD)
14 EA3 (LHD)
14 EA1 (RHD)
E60
Junction Connector
54
74
67 EA3 (LHD)
67 EA1 (RHD)
19 A
14 B
A37(A), C44(B)
Junction Connector
1 A CCS
2 A ECC
3 D
4 D
E12(A), z37(D)
Spiral Cable Sub–Assembly
ON–OFF
+ RES
– SET
CANCEL
z37(D)
Cruise Control Main Switch
C1
C2
A4
A2

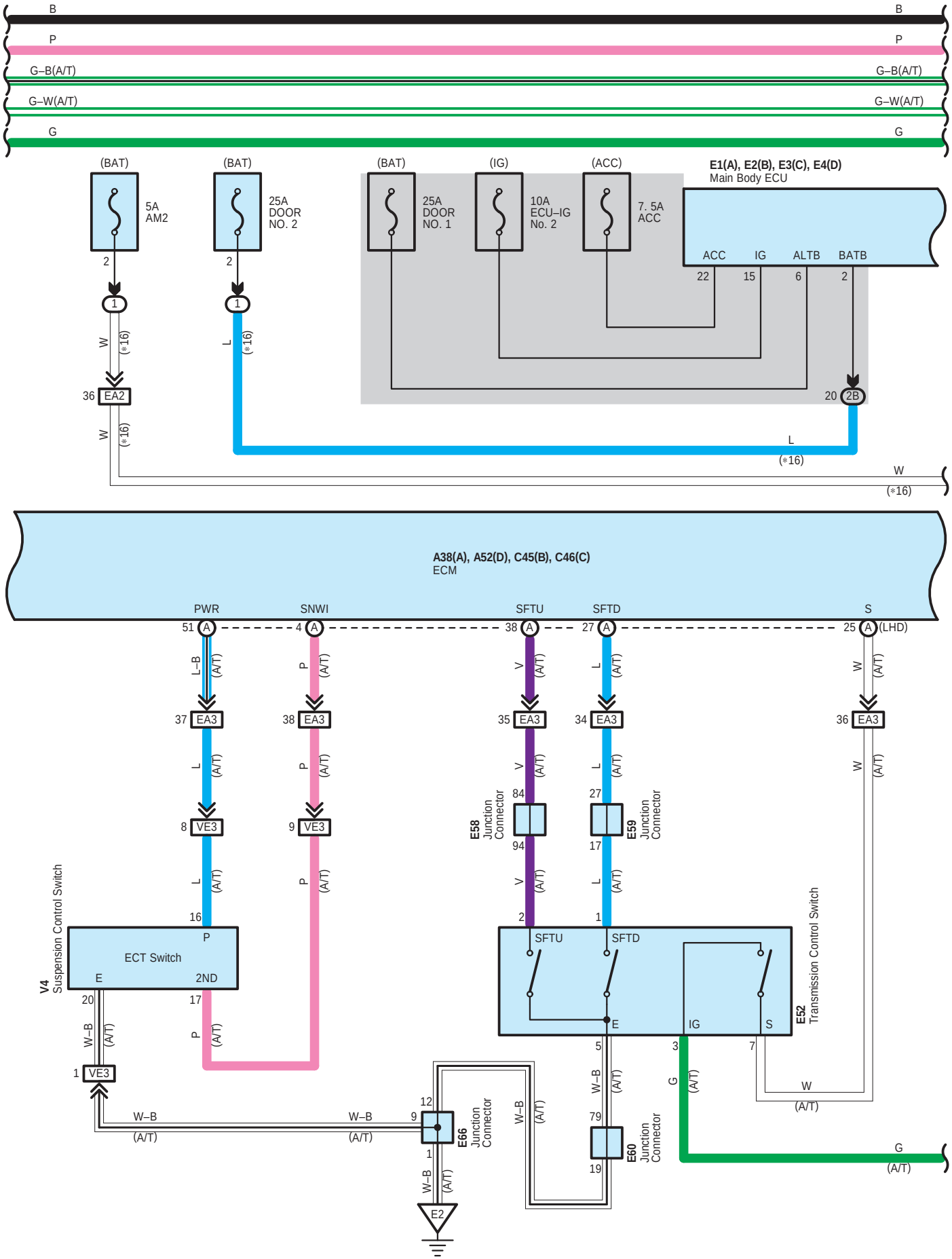
B
P
G–B(A/T)
G–W(A/T)
G
(BAT)
5A
AM2
25A
DOOR
NO. 2
(IG)
10A
ECU–IG
No. 2
(ACC)
7. 5A
ACC
E1(A), E2(B), E3(C), E4(D)
Main Body ECU
ACC
IG
ALTB
BATB
EA2
2B
(*16)
A38(A), A52(D), C45(B), C46(C)
ECM
PWR
SNWI
SFTU
SFTD
S
(LHD)
EA3
VE3
E58
Junction
Connector
E59
Junction
Connector
V4
Suspension Control Switch
ECT Switch
2ND
E52
Transmission Control Switch
E66
Junction
Connector
E60
Junction
Connector
E2
(A/T)

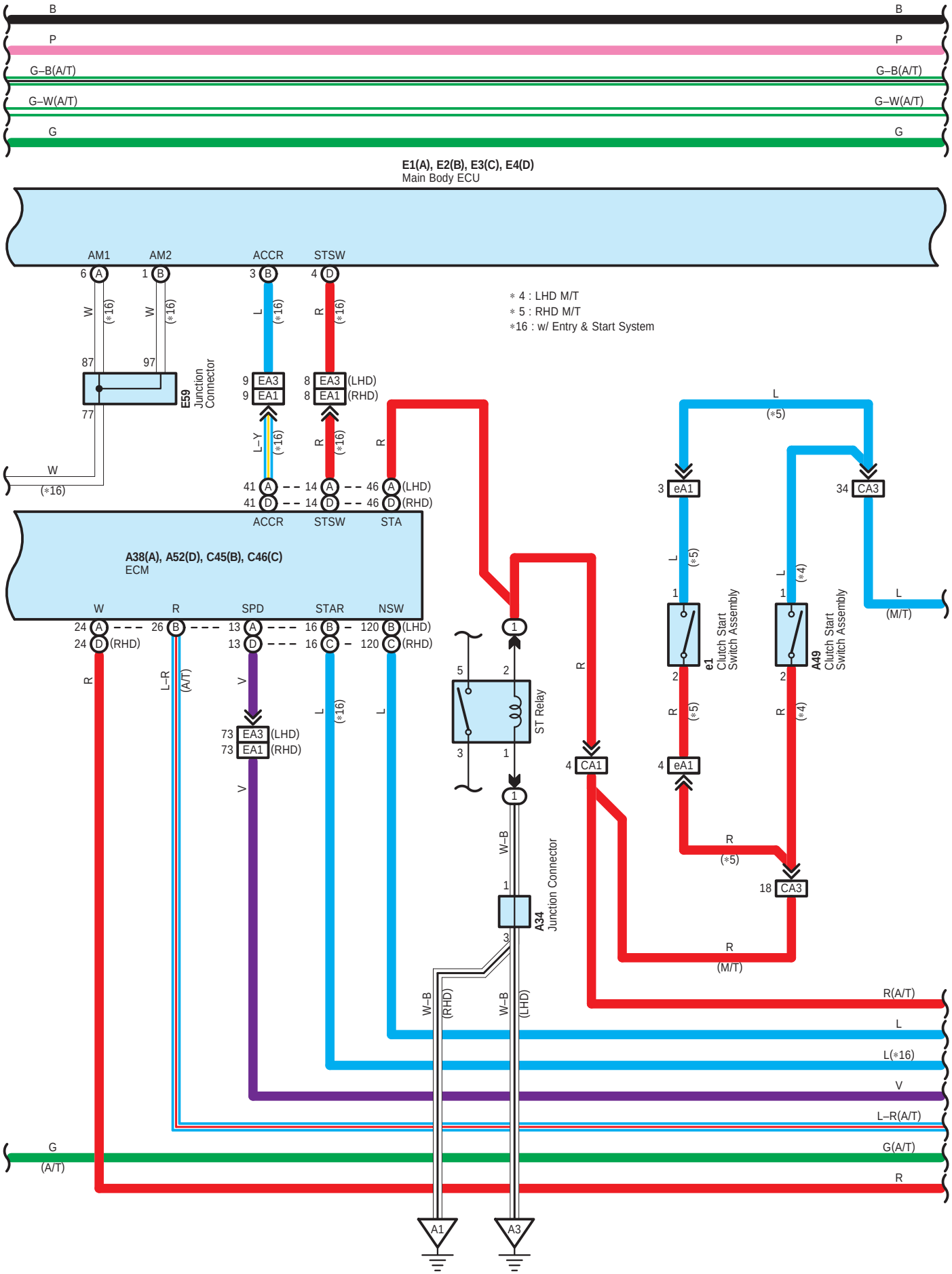
B
P
G–B(A/T)
G–W(A/T)
G
E1(A), E2(B), E3(C), E4(D)
Main Body ECU
AM1
AM2
ACCR
STSW
∗4 : LHD M/T
∗5 : RHD M/T
∗16 : w/ Entry & Start System
E59
Junction Connector
EA3
EA1
(LHD)
(RHD)
STA
A38(A), A52(D), C45(B), C46(C)
ECM
SPD
STAR
NSW
ST Relay
eA1
CA1
CA3
e1
Clutch Start Switch Assembly
A49
A34
Junction Connector
R(A/T)
L(∗16)
L–R(A/T)
G(A/T)
(M/T)
A1
A3

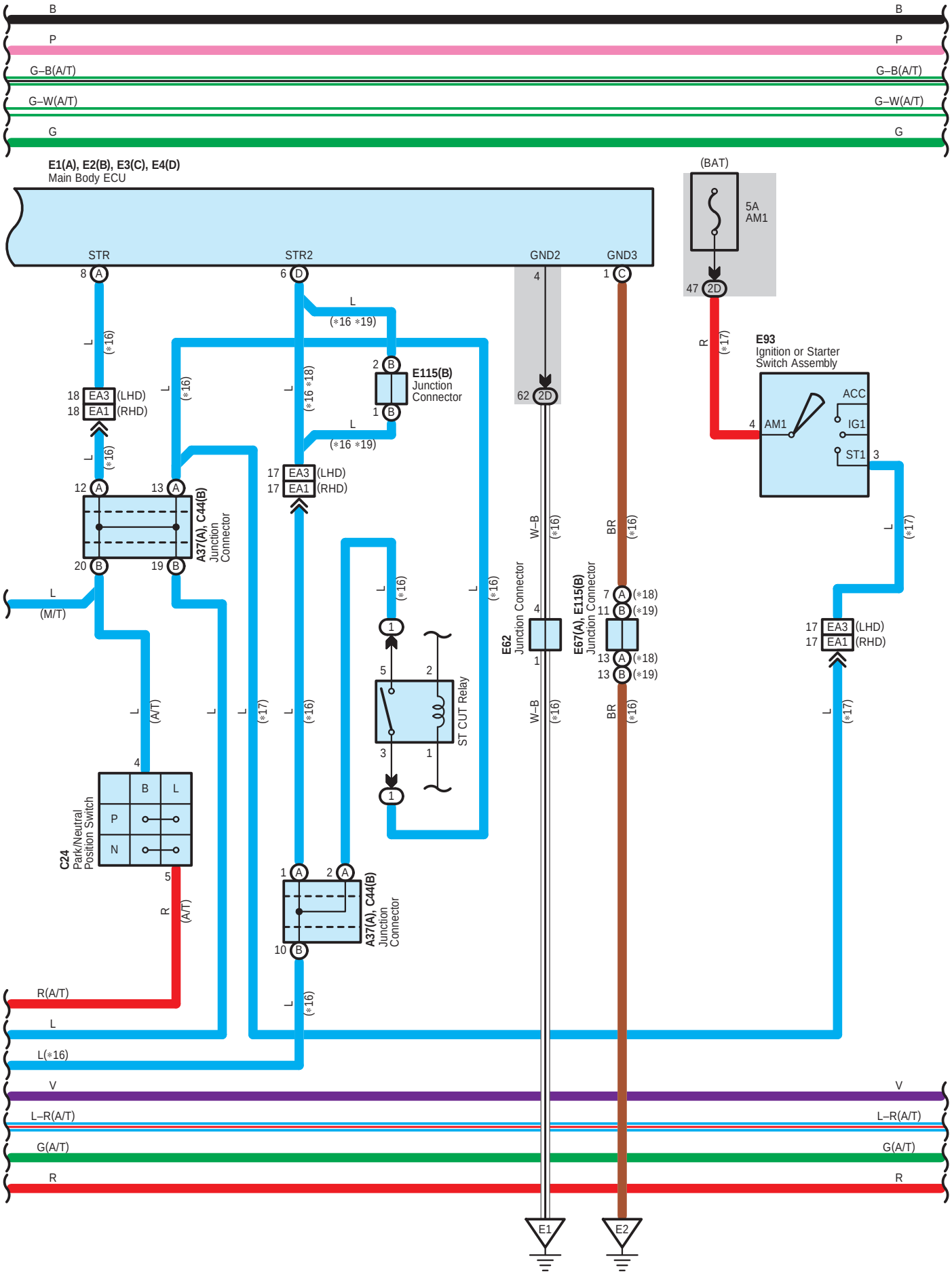
B
P
G–B(A/T)
G–W(A/T)
G
E1(A), E2(B), E3(C), E4(D)
Main Body ECU
STR
STR2
GND2
GND3
(BAT)
5A
AM1
E93
Ignition or Starter
Switch Assembly
ACC
IG1
ST1
AM1
E115(B)
Junction
Connector
EA3 (LHD)
EA1 (RHD)
A37(A), C44(B)
Junction
Connector
(M/T)
(A/T)
C24
Park/Neutral
Position Switch
P
N
R(A/T)
L(*16)
ST CUT Relay
E62
Junction Connector
E67(A), E115(B)
Junction Connector
W–B
BR
L–R(A/T)
G(A/T)
V
R
E1
E2

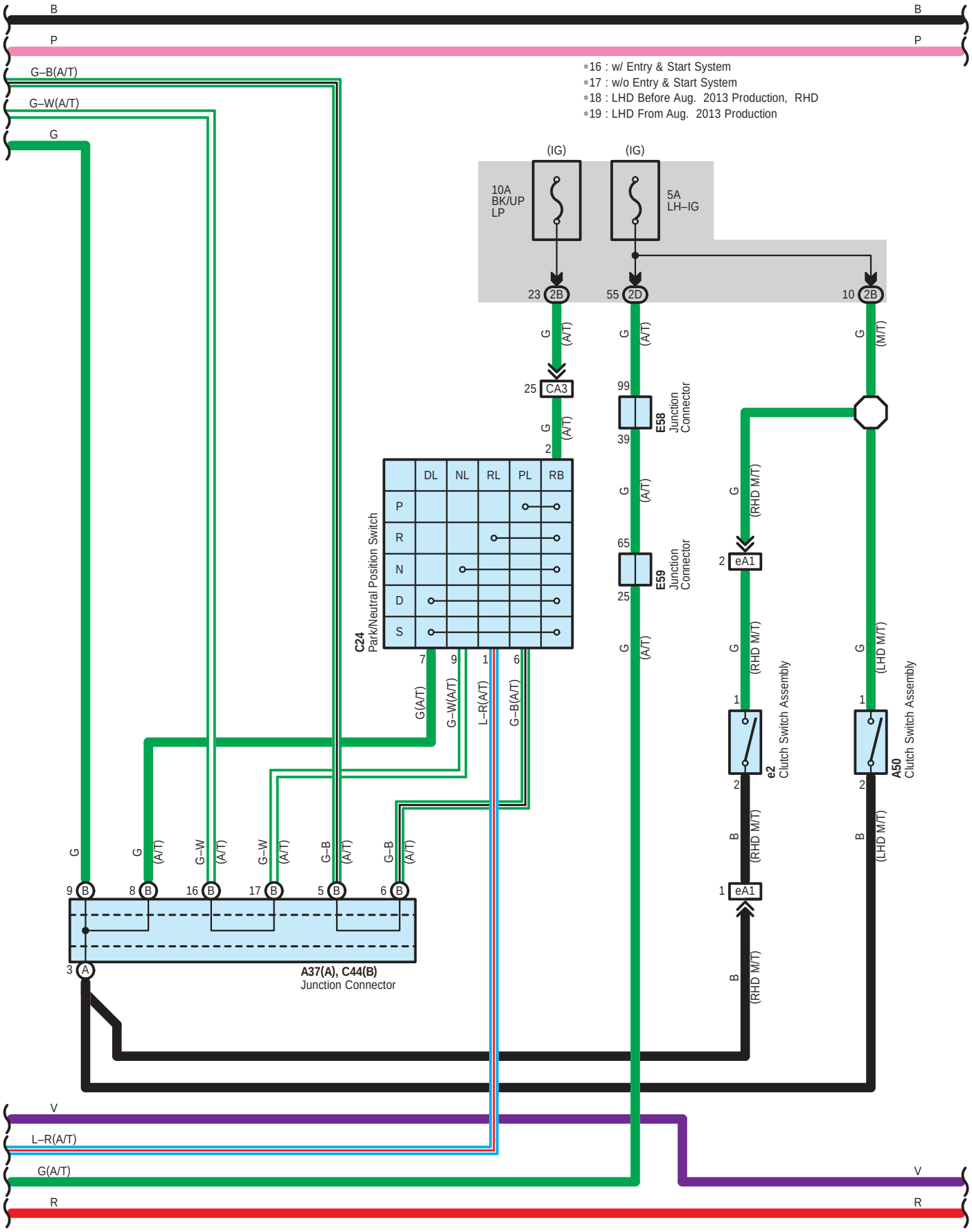
B
P
G–B(A/T)
G–W(A/T)
G
∗16 : w/ Entry & Start System
∗17 : w/o Entry & Start System
∗18 : LHD Before Aug. 2013 Production, RHD
∗19 : LHD From Aug. 2013 Production
(IG)
10A
BK/UP
LP
5A
LH–IG
23 2B
55 2D
10 2B
25 CA3
99
39
E58
Junction
Connector
65
25
E59
Junction
Connector
C24
Park/Neutral Position Switch
DL
NL
RL
PL
RB
P
R
N
D
S
2 eA1
1 eA1
e2
Clutch Switch Assembly
A50
Clutch Switch Assembly
(A/T)
(M/T)
(RHD M/T)
(LHD M/T)
G(A/T)
G–W(A/T)
L–R(A/T)
G–B(A/T)
G–W
G–B
9 B
8 B
16 B
17 B
5 B
6 B
3 A
A37(A), C44(B)
Junction Connector
V
L–R(A/T)
G(A/T)
R

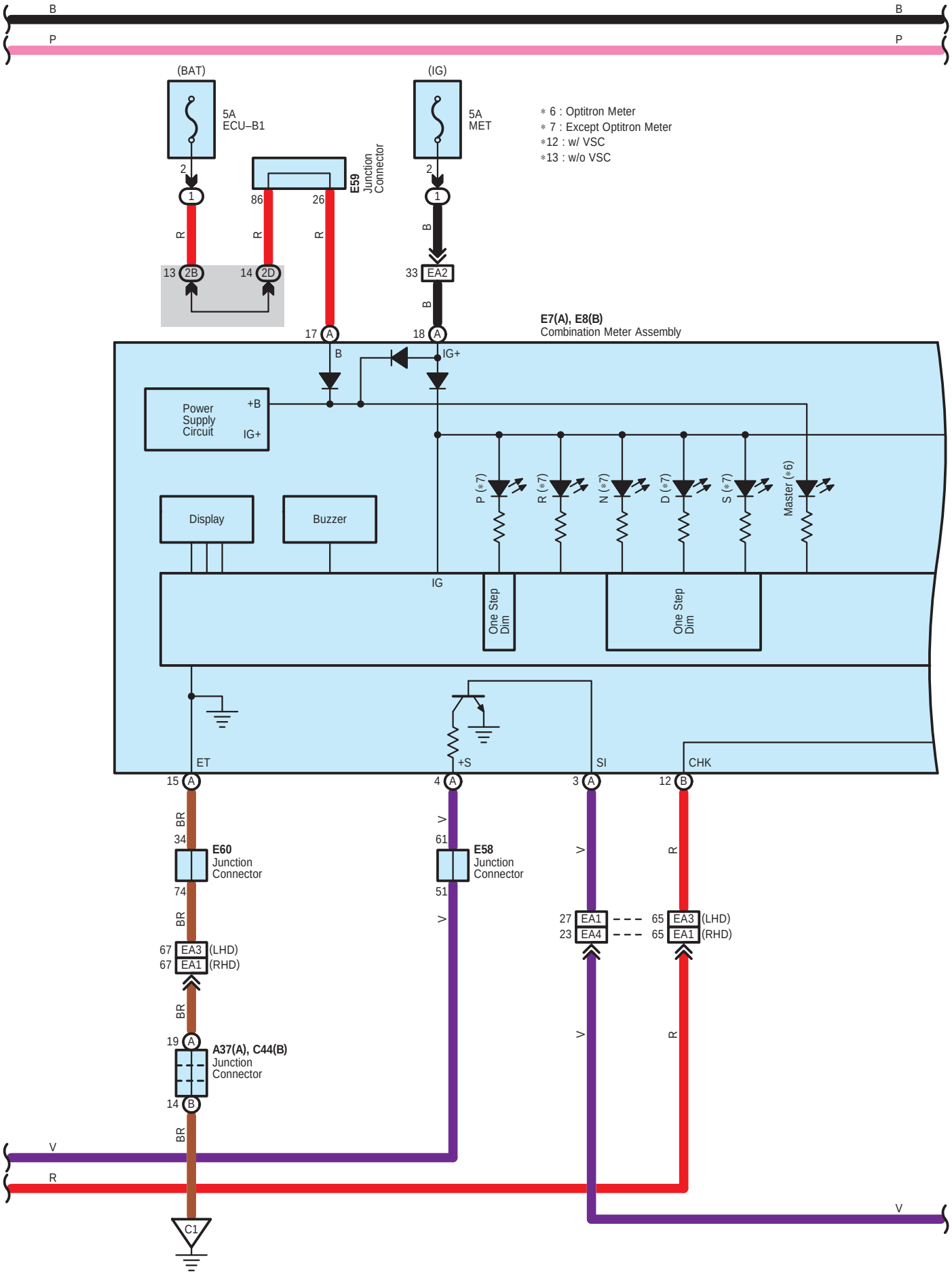
B
P
(BAT)
5A
ECU–B1
(IG)
5A
MET
∗ 6 : Optitron Meter
∗ 7 : Except Optitron Meter
∗12 : w/ VSC
∗13 : w/o VSC
E59
Junction
Connector
86
26
13 2B
14 2D
33 EA2
E7(A), E8(B)
Combination Meter Assembly
17 A
18 A
IG+
Power
Supply
Circuit
+B
IG+
Display
Buzzer
P (∗7)
R (∗7)
N (∗7)
D (∗7)
S (∗7)
Master (∗6)
IG
One Step
Dim
One Step
Dim
ET
+S
SI
CHK
15 A
4 A
3 A
12 B
34
E60
Junction
Connector
74
61
E58
Junction
Connector
51
67 EA3 (LHD)
67 EA1 (RHD)
27 EA1
23 EA4
65 EA3 (LHD)
65 EA1 (RHD)
19 A
A37(A), C44(B)
Junction
Connector
14 B
C1

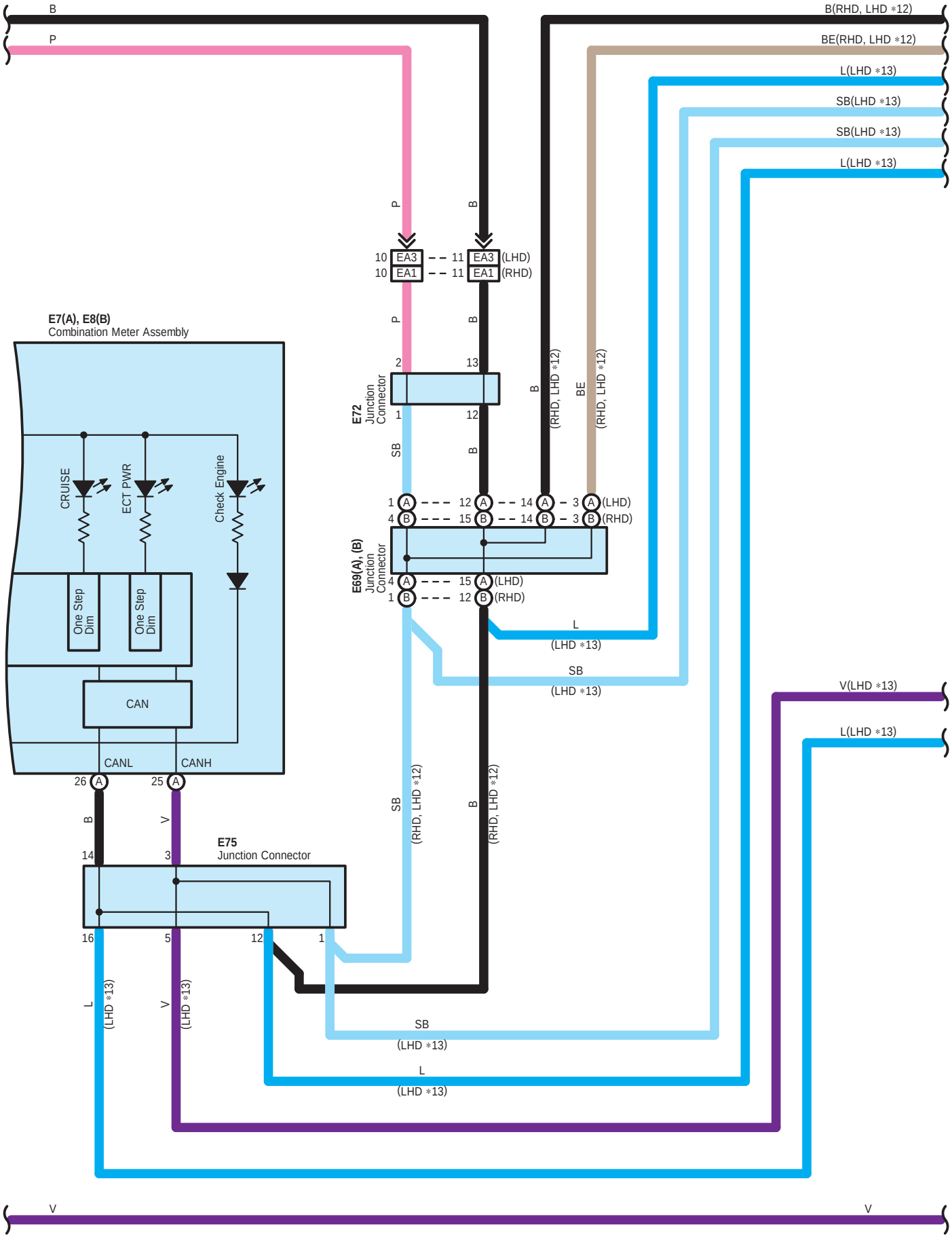
B
P
B(RHD, LHD *12)
BE(RHD, LHD *12)
L(LHD *13)
SB(LHD *13)
SB(LHD *13)
L(LHD *13)
P
B
10 EA3 11 EA3 (LHD)
10 EA1 11 EA1 (RHD)
P
B
E7(A), E8(B)
Combination Meter Assembly
2
13
E72
Junction
Connector
1
12
SB
B
B
(RHD, LHD *12)
BE
(RHD, LHD *12)
CRUISE
ECT PWR
Check Engine
1 A 12 A 14 A 3 A (LHD)
4 B 15 B 14 B 3 B (RHD)
E69(A), (B)
Junction
Connector
4 A 15 A (LHD)
1 B 12 B (RHD)
One Step Dim
One Step Dim
L
(LHD *13)
SB
(LHD *13)
CAN
V(LHD *13)
L(LHD *13)
CANL
CANH
26 A
25 A
B
V
SB
(RHD, LHD *12)
B
(RHD, LHD *12)
14
3
E75
Junction Connector
16
5
12
1
L
(LHD *13)
V
(LHD *13)
SB
(LHD *13)
L
(LHD *13)
V
V

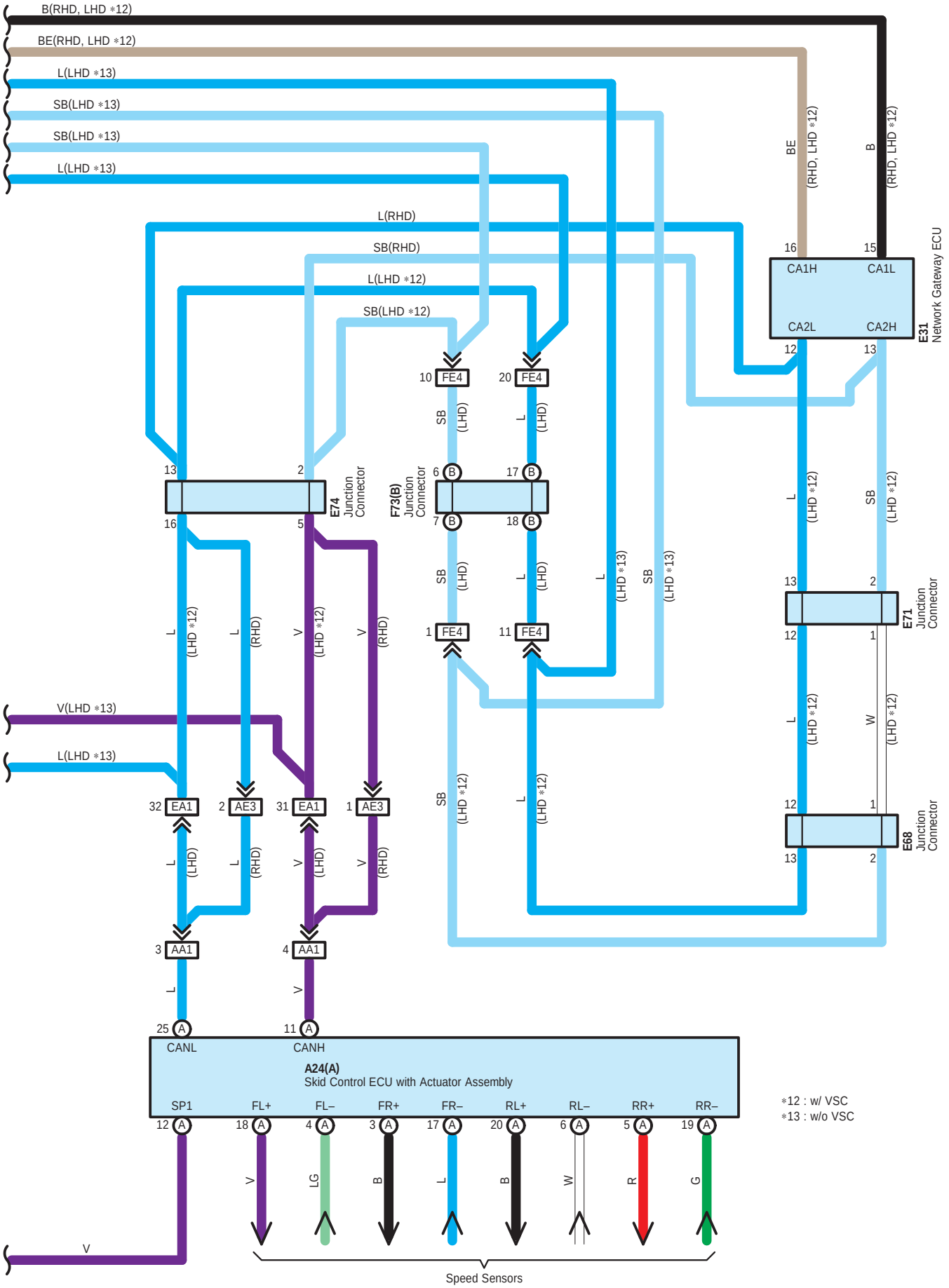
B(RHD, LHD *12)
BE(RHD, LHD *12)
L(LHD *13)
SB(LHD *13)
SB(LHD *13)
L(LHD *13)
L(RHD)
SB(RHD)
L(LHD *12)
SB(LHD *12)
BE (RHD, LHD *12)
B (RHD, LHD *12)
16 CA1H
15 CA1L
12 CA2L
13 CA2H
E31 Network Gateway ECU
10 FE4
20 FE4
1 FE4
11 FE4
SB (LHD)
L (LHD)
13
2
16
5
E74 Junction Connector
6 B
17 B
7 B
18 B
F73(B) Junction Connector
L (LHD *12)
SB (LHD *12)
L (LHD *13)
SB (LHD *13)
L (LHD *12)
L (RHD)
V (LHD *12)
V (RHD)
V(LHD *13)
L(LHD *13)
13
2
12
1
E71 Junction Connector
L (LHD *12)
W (LHD *12)
12
1
13
2
E68 Junction Connector
32 EA1
2 AE3
31 EA1
1 AE3
L (LHD)
L (RHD)
V (LHD)
V (RHD)
3 AA1
4 AA1
L
V
25 A
11 A
CANL
CANH
A24(A)
Skid Control ECU with Actuator Assembly
SP1
FL+
FL–
FR+
FR–
RL+
RL–
RR+
RR–
12 A
18 A
4 A
3 A
17 A
20 A
6 A
5 A
19 A
V
LG
B
L
B
W
R
G
V
Speed Sensors
*12 : w/ VSC
*13 : w/o VSC

A 24
Black

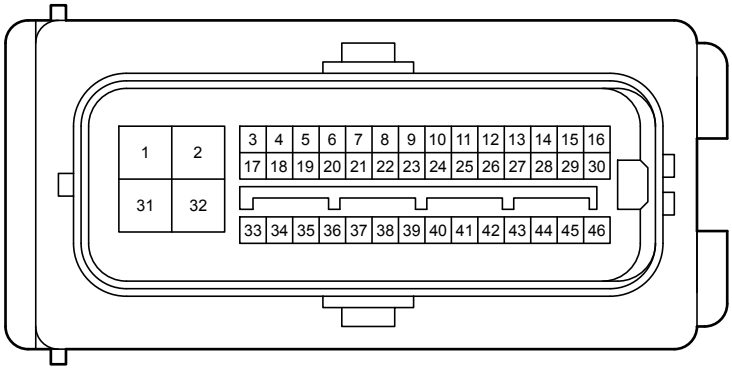

A 27
Black

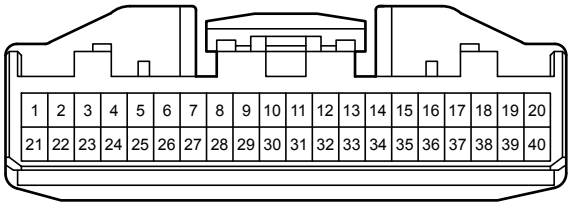

A 30
Gray

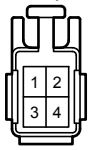

A 31
Black



A 34
White

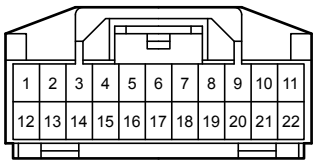

A 37
Blue

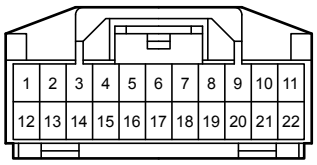

A 38
Black

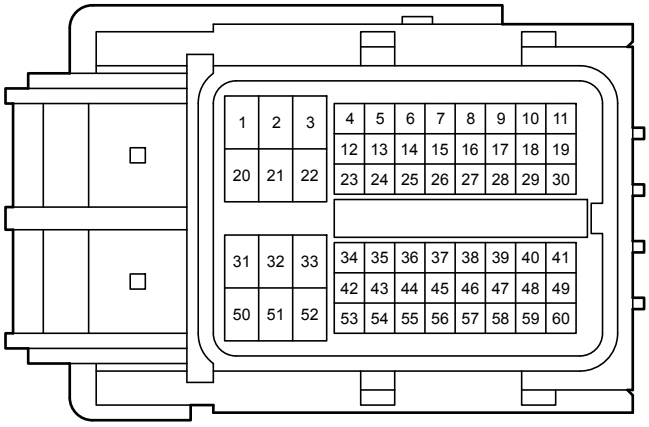

A 49
Black

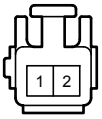

A 50
White



A 52
Black

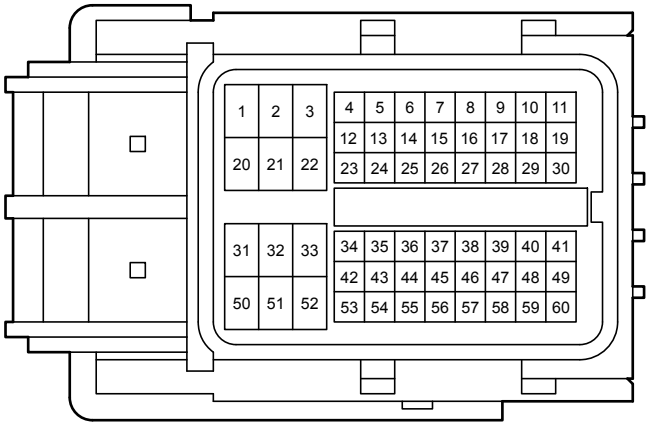

C 1
Black

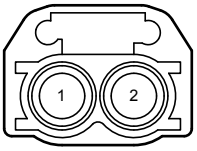

C 3
Black



C 5
Gray

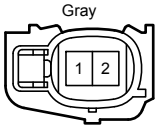

C 7
Gray

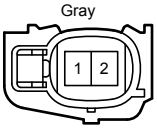

C 9
Gray

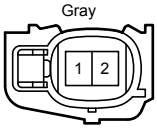

C 12
Gray

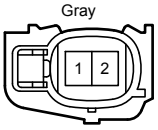

C 14
Gray

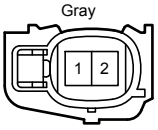

C 16
Gray

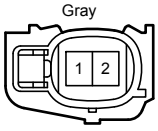

C 18
Dark Gray

C 20
Dark Gray

C 21
Dark Gray

C 22
Dark Gray

C 23
Dark Gray

C 24
Gray

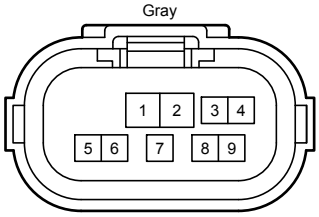

C 25
Black



C 26
Black

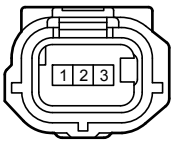

C 27
Black

C 28
Black

C 34
Gray

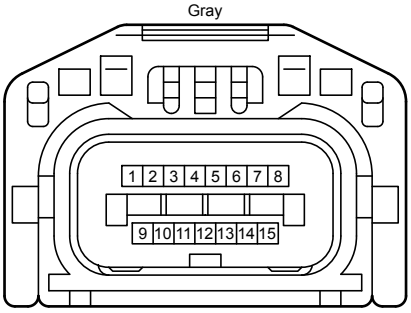

C 35
Black

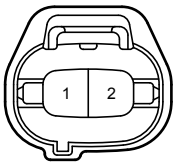

C 36
Black

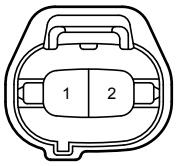

C 42
White

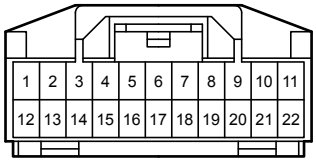

C 43
White

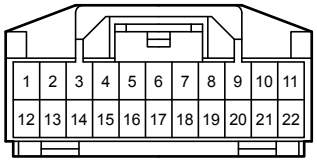

C 44
Blue

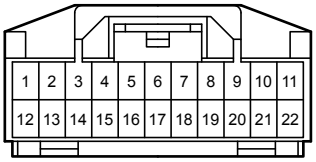

C 45

Black

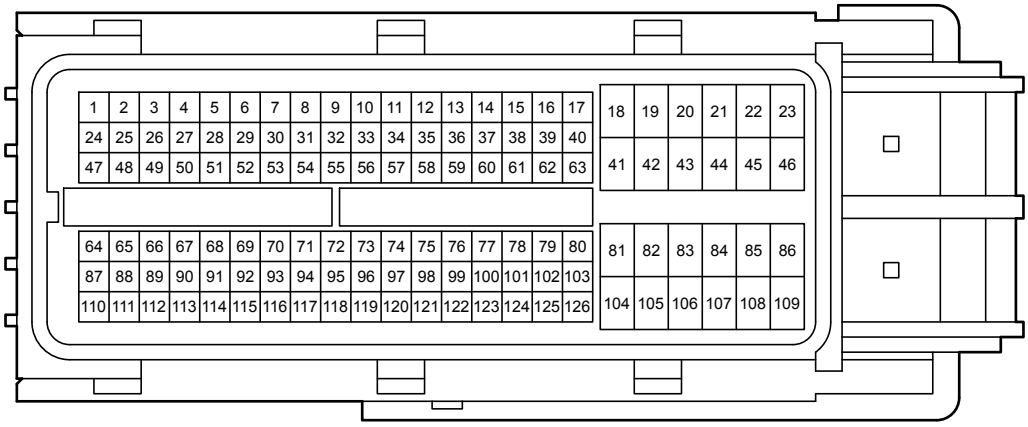

C 46

Black

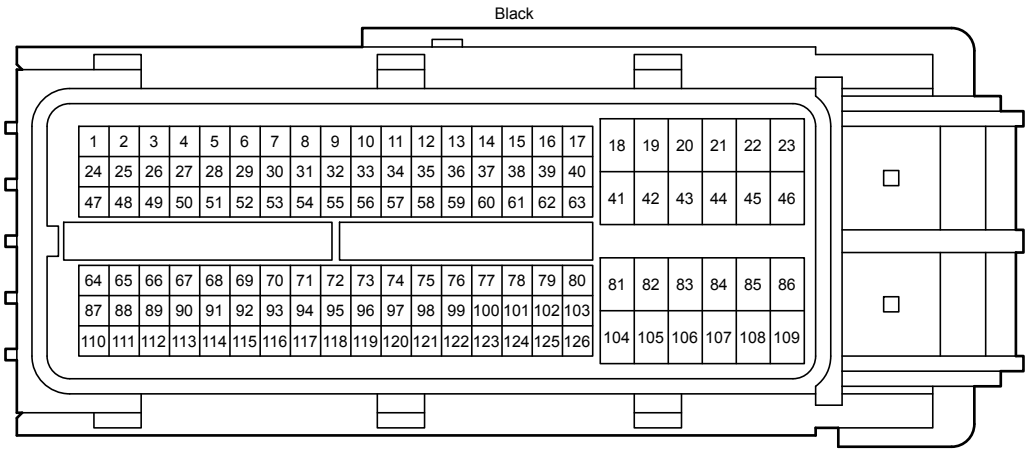

C 50

Black

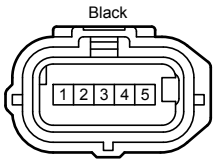

C 55

Black

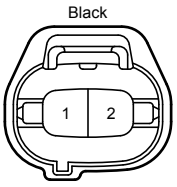

C 59

Gray

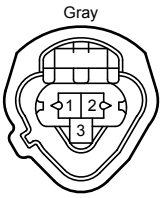

C 60

Black

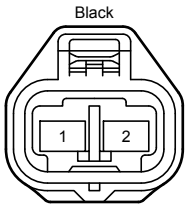

C 61

Black

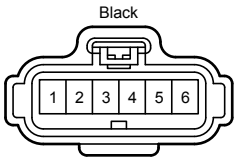

C121

Black

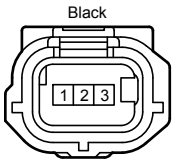

C122

Black

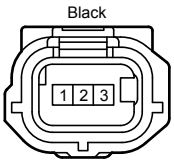

C137

Black

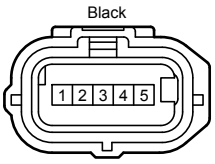

C138

Black

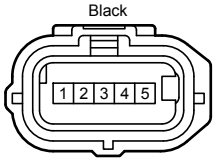

C139

Black

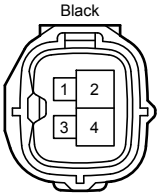

C169

Gray

C170

Gray

D 4

Black

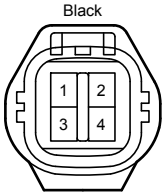

E 1
White

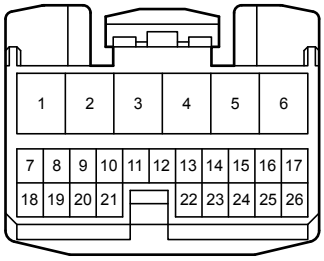

E 2
White

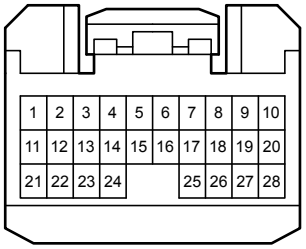

E 3
White

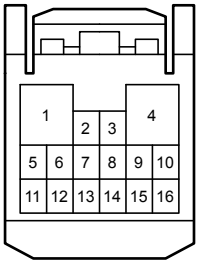

E 4
White

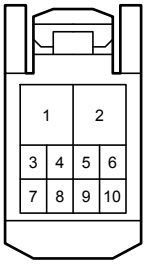

E 7
White

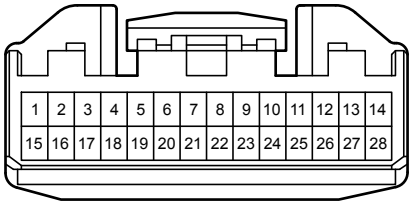

E 8
Black

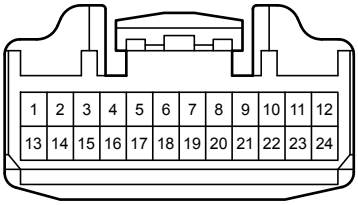

E 12
Black

E 22
White

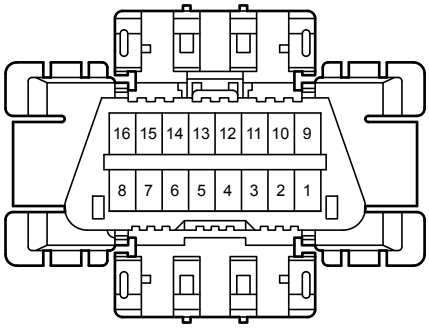

E 28
White

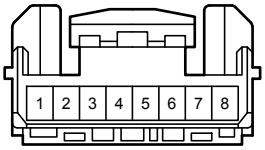

E 31
White

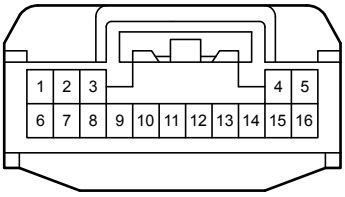

E 36
White

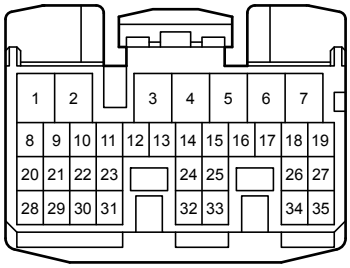

E 52
White



E 58

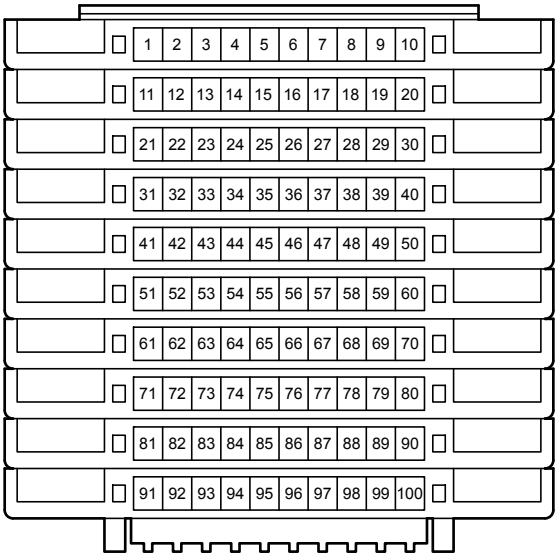

E 59

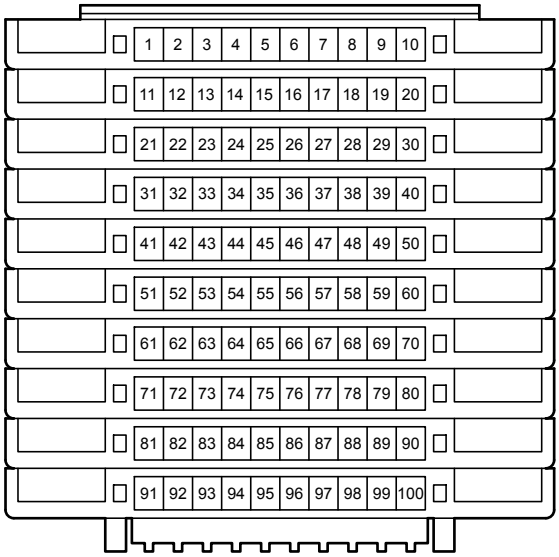

E 60

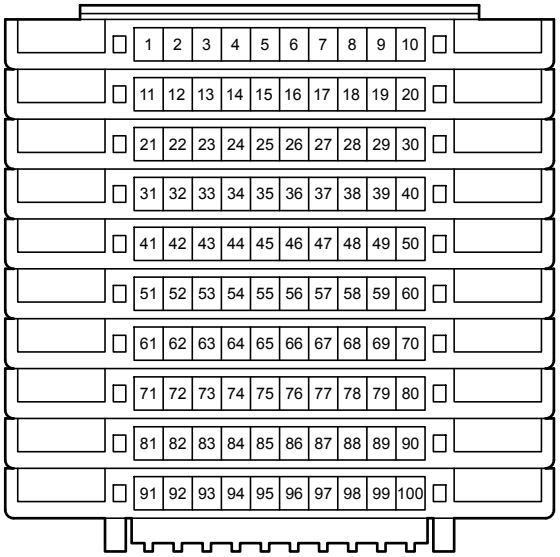

E 62
White

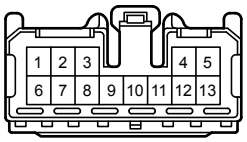

E 66
White

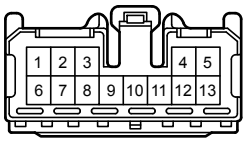

E 67
White

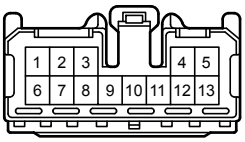

E 68
Gray

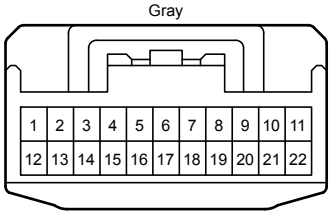

E 69
Gray

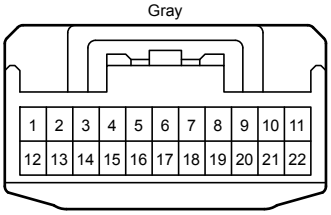

E 71
Gray

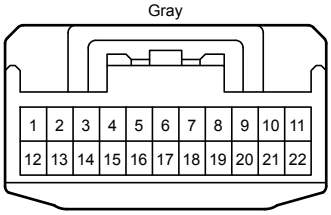

E 72
Gray

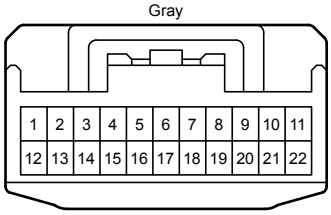

E 74
Gray

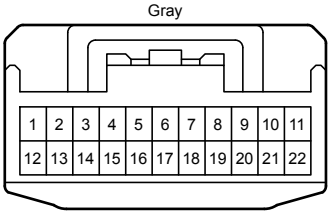

E 75
Gray

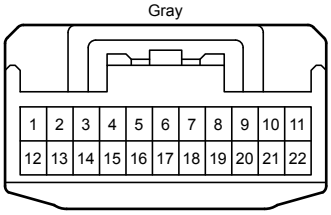

E 81
White

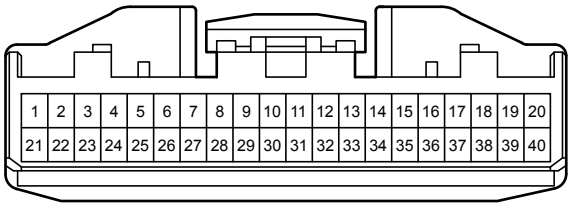

E 93
White

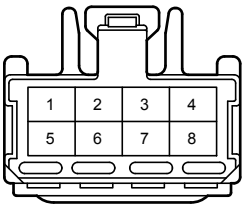

E 96
Black

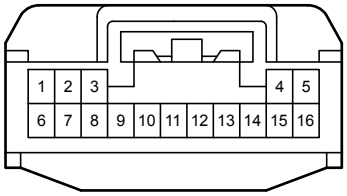

E115
White

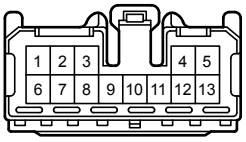

F 73
Blue

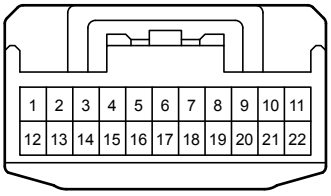

N 1
White

N 14
Black

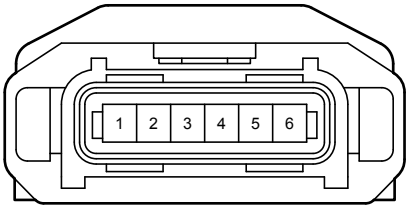

U 1
Black

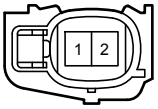

U 2
Black

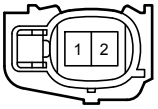

V 4
White

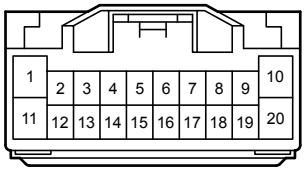

e 1
Black

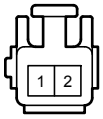

e 2
White



z 37
White

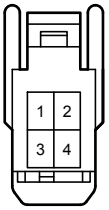

1A
White

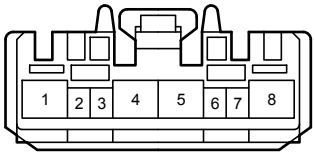

1B
White

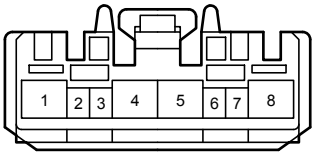

1F

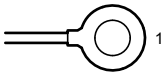

2B
White

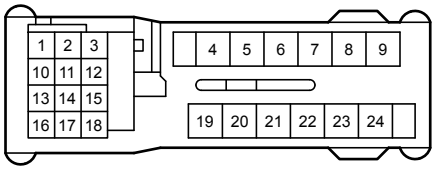

2D
White

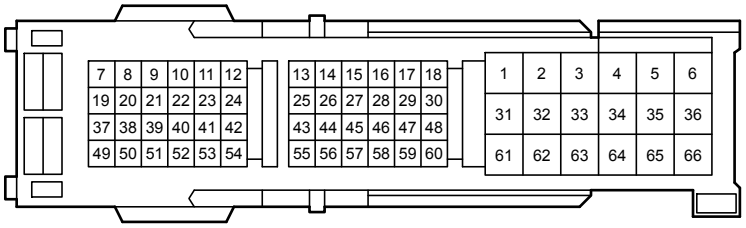

AA1
Gray

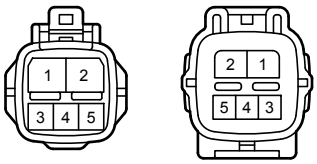

AD1
Black

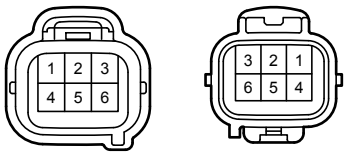

AE3
Gray

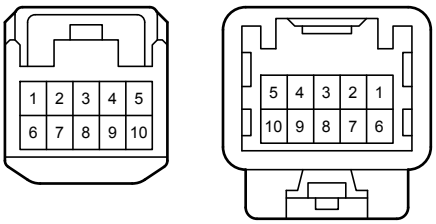

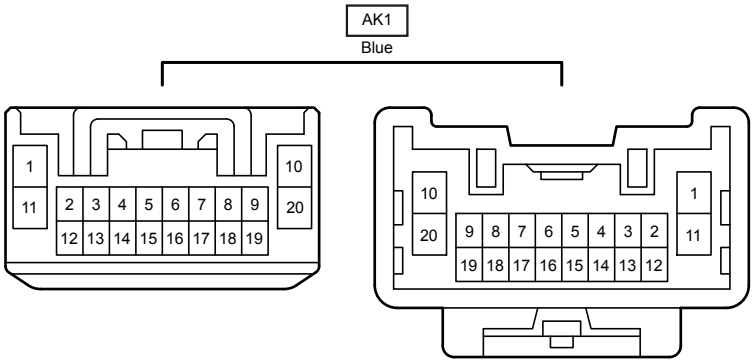
AK1
Blue
1 10 11 20
2 3 4 5 6 7 8 9
12 13 14 15 16 17 18 19
10 1 20 11
9 8 7 6 5 4 3 2
19 18 17 16 15 14 13 12

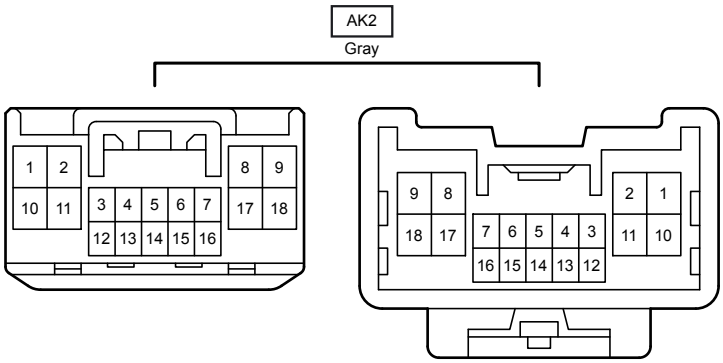
AK2
Gray
1 2 10 11
3 4 5 6 7
12 13 14 15 16
8 9 17 18
9 8 18 17
7 6 5 4 3
16 15 14 13 12
2 1 11 10

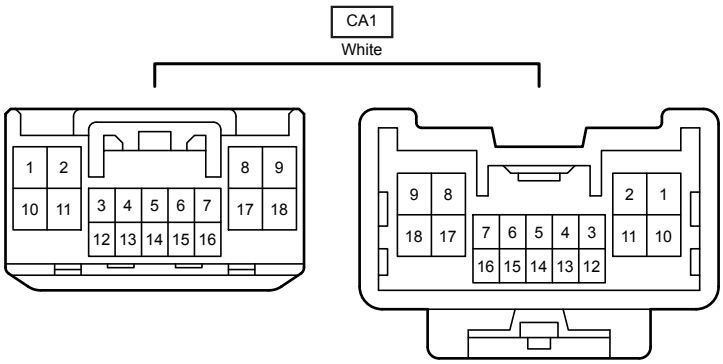
CA1
White
1 2 10 11
3 4 5 6 7
12 13 14 15 16
8 9 17 18
9 8 18 17
7 6 5 4 3
16 15 14 13 12
2 1 11 10

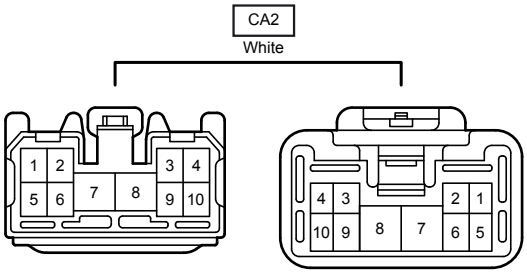
CA2
White
1 2 5 6
7 8
3 4 9 10
4 3 10 9
8 7
2 1 6 5

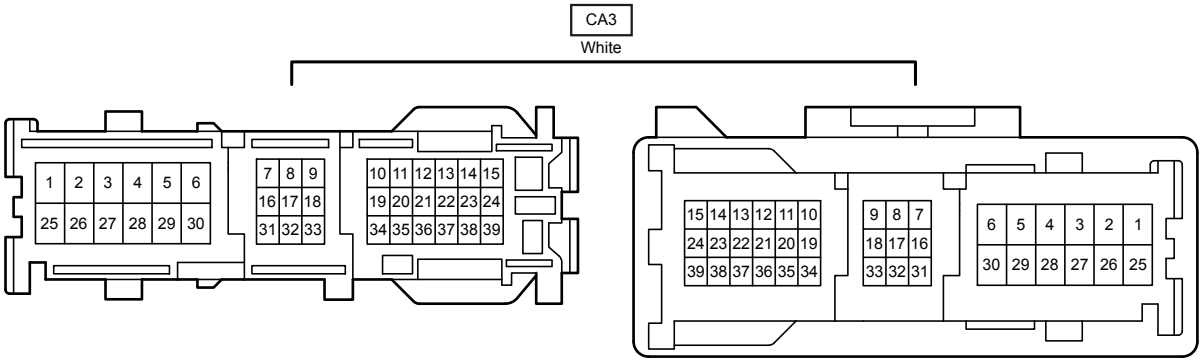
CA3
White
1 2 3 4 5 6 25 26 27 28 29 30
7 8 9 16 17 18 31 32 33
10 11 12 13 14 15 19 20 21 22 23 24 34 35 36 37 38 39
15 14 13 12 11 10 24 23 22 21 20 19 39 38 37 36 35 34
9 8 7 18 17 16 33 32 31
6 5 4 3 2 1 30 29 28 27 26 25

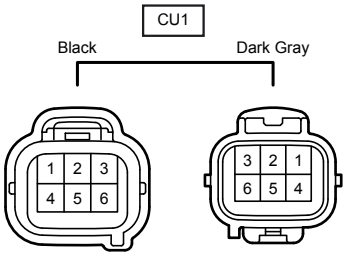
CU1
Black
Dark Gray
1 2 3
4 5 6
3 2 1
6 5 4

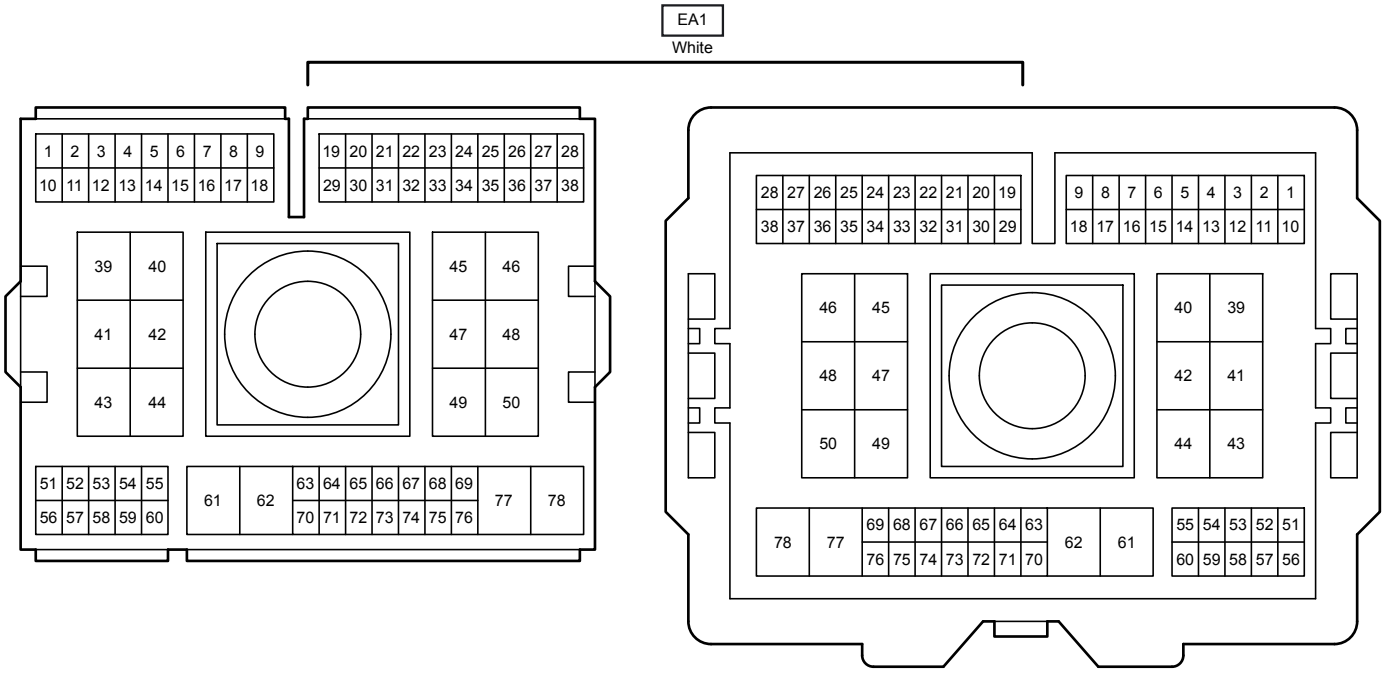
EA1
White
1 2 3 4 5 6 7 8 9
10 11 12 13 14 15 16 17 18
19 20 21 22 23 24 25 26 27 28
29 30 31 32 33 34 35 36 37 38
39 40
41 42
43 44
45 46
47 48
49 50
51 52 53 54 55
56 57 58 59 60
61 62
63 64 65 66 67 68 69
70 71 72 73 74 75 76
77 78
28 27 26 25 24 23 22 21 20 19
38 37 36 35 34 33 32 31 30 29
9 8 7 6 5 4 3 2 1
18 17 16 15 14 13 12 11 10
46 45
48 47
50 49
40 39
42 41
44 43
78 77
69 68 67 66 65 64 63
76 75 74 73 72 71 70
62 61
55 54 53 52 51
60 59 58 57 56

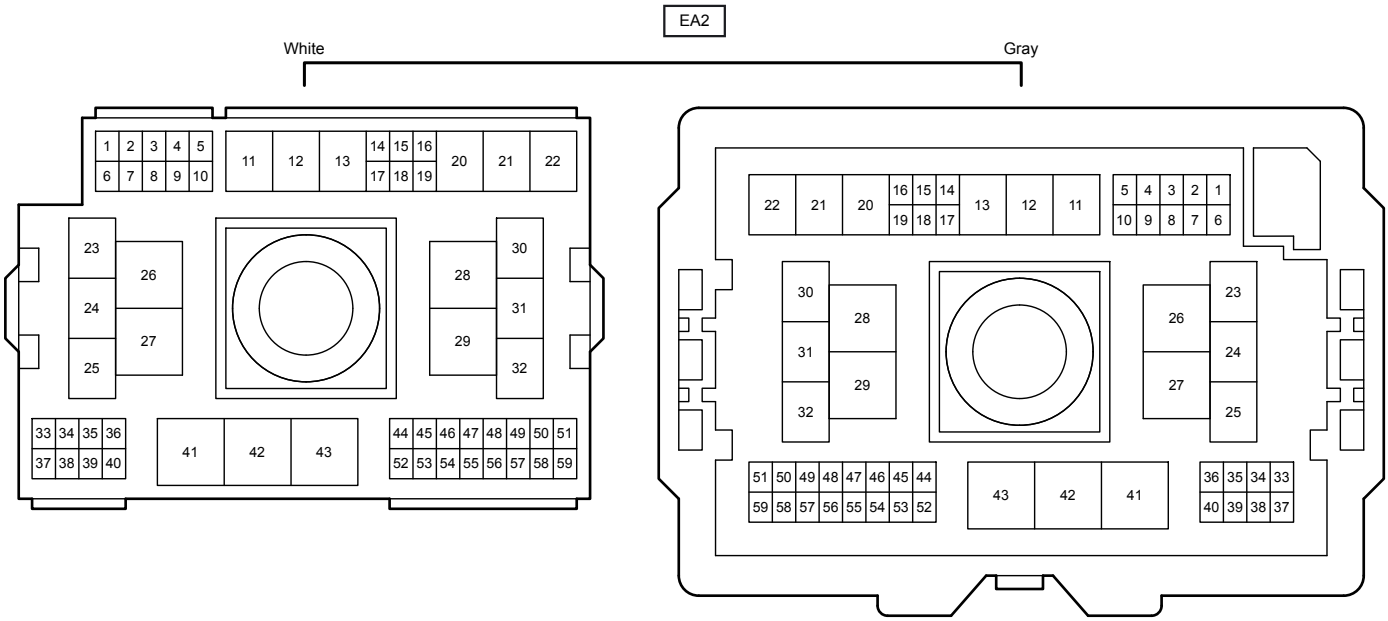
EA2
White
Gray
1 2 3 4 5
6 7 8 9 10
11 12 13
14 15 16
17 18 19
20 21 22
23 26
24 27
25
28 30
29 31
32
33 34 35 36
37 38 39 40
41 42 43
44 45 46 47 48 49 50 51
52 53 54 55 56 57 58 59
22 21 20
16 15 14
19 18 17
13 12 11
5 4 3 2 1
10 9 8 7 6
30 28
31 29
32
26 23
24
27 25
51 50 49 48 47 46 45 44
59 58 57 56 55 54 53 52
43 42 41
36 35 34 33
40 39 38 37

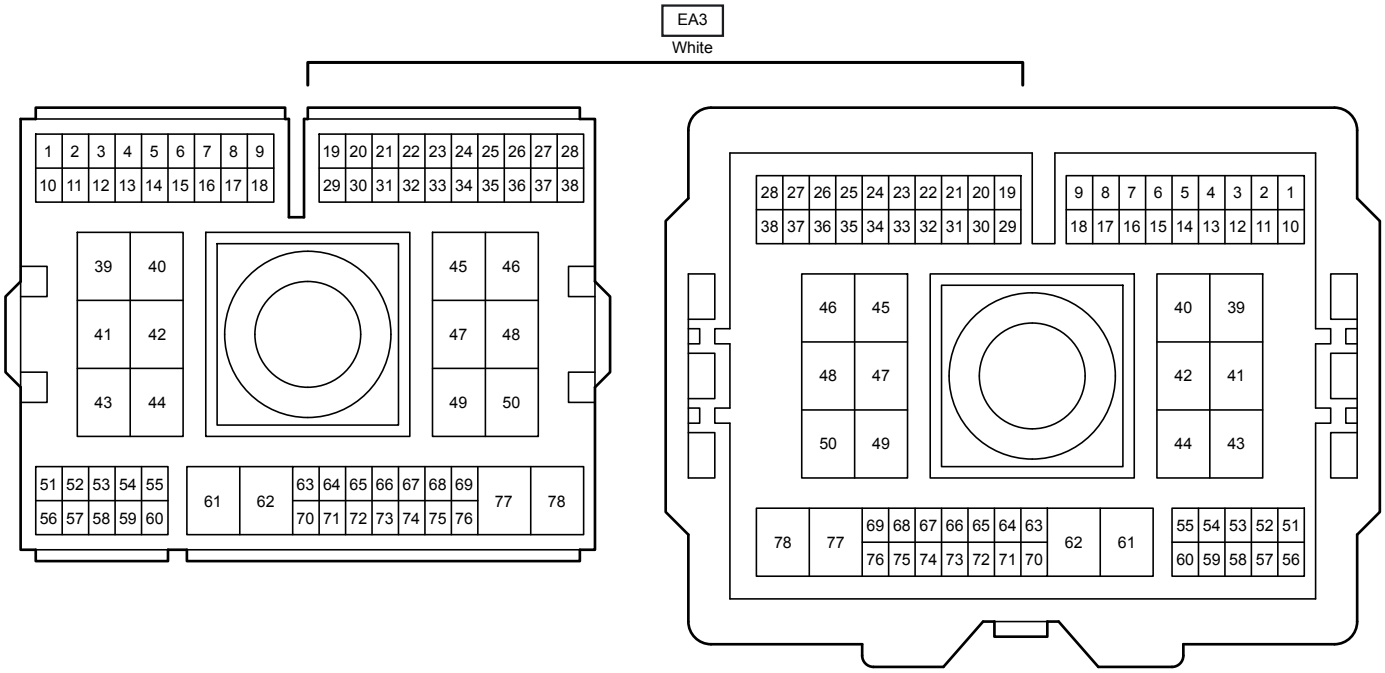
EA3
White

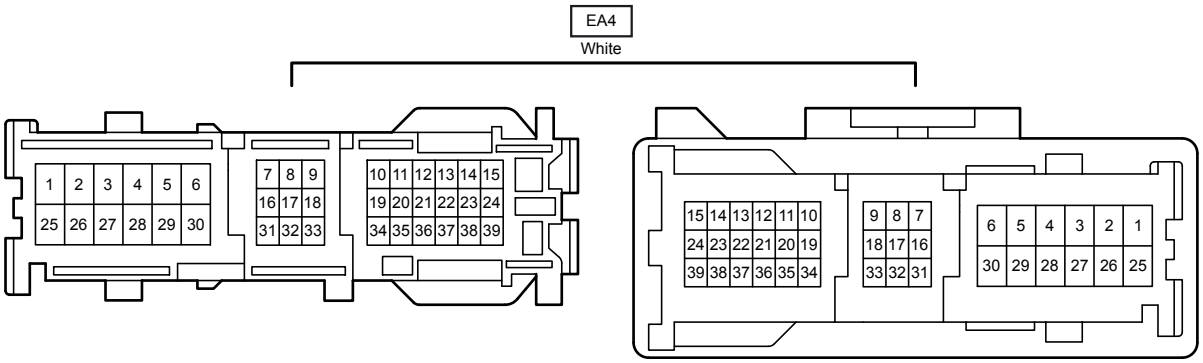
EA4
White

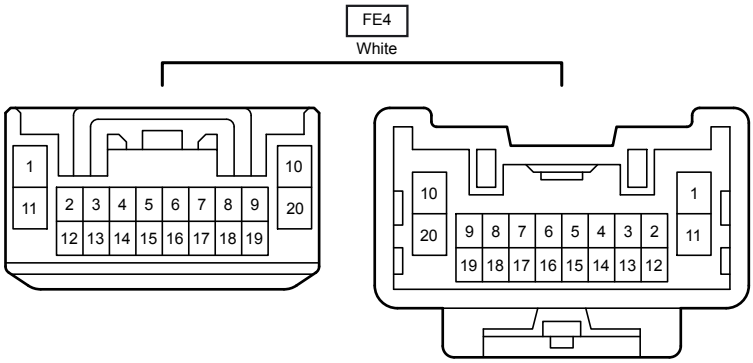
FE4
White

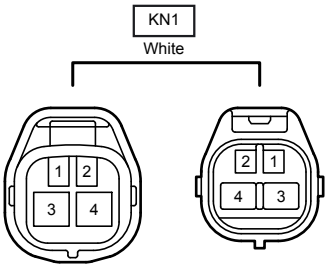
KN1
White

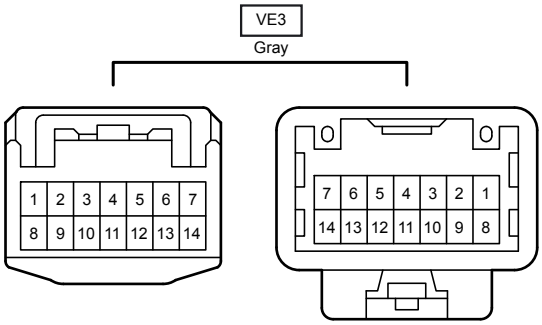
VE3
Gray

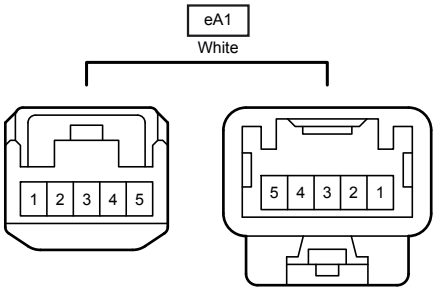
eA1
White