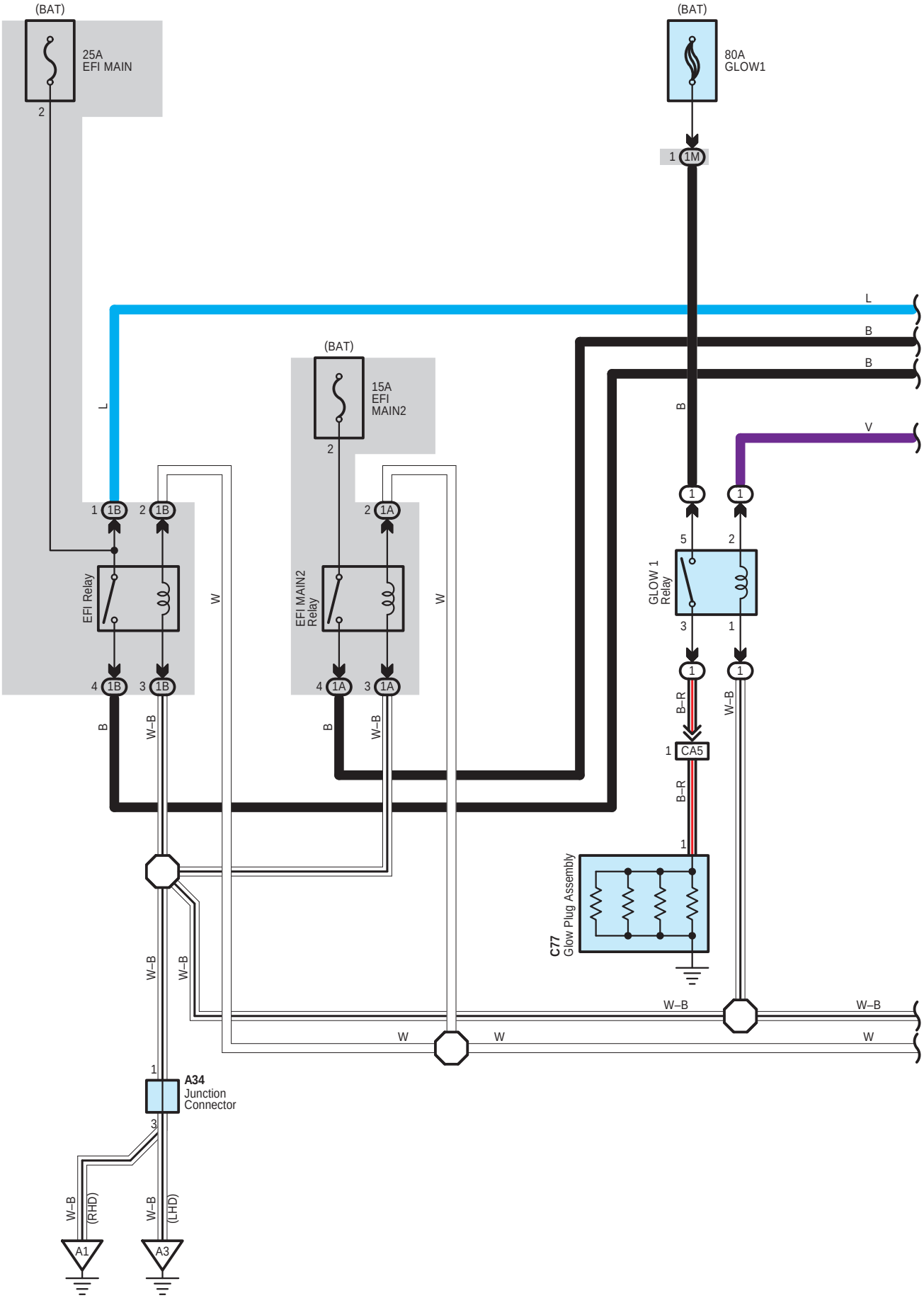
(BAT)
25A
EFI MAIN
2
(BAT)
80A
GLOW1
1
1M
L
B
B
V
(BAT)
15A
EFI
MAIN2
2
L
B
1
1B
2
1B
2
1A
EFI Relay
EFI MAIN2
Relay
W
W
5
2
GLOW 1
Relay
3
1
4
1B
3
1B
4
1A
3
1A
B
W–B
B
W–B
B–R
W–B
1
CA5
B–R
1
C77
Glow Plug Assembly
W–B
W–B
W–B
W–B
W
W
W
1
A34
Junction
Connector
3
W–B
(RHD)
W–B
(LHD)
A1
A3

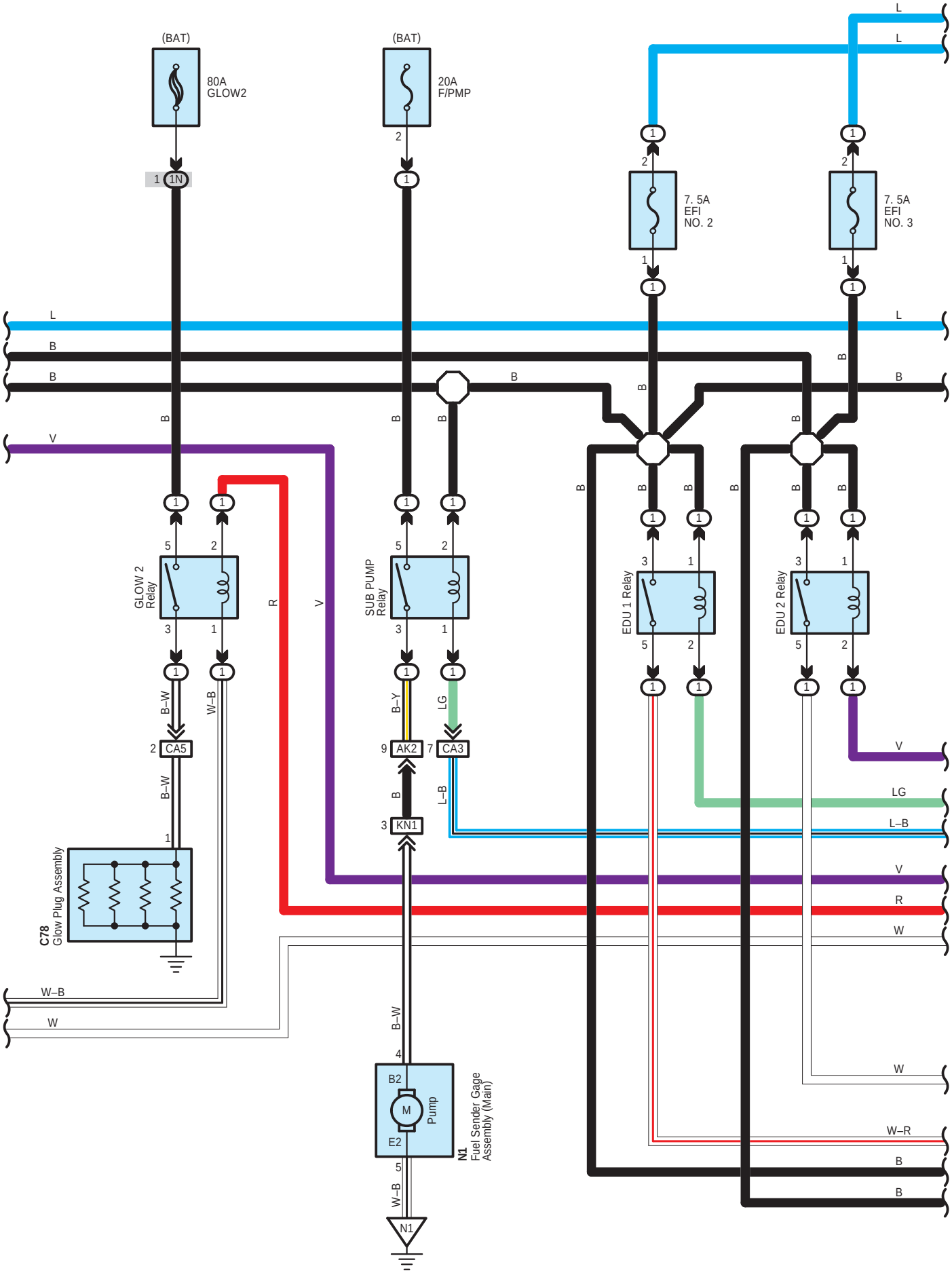
(BAT)
80A
GLOW2
(BAT)
20A
F/PMP
7. 5A
EFI
NO. 2
7. 5A
EFI
NO. 3
GLOW 2
Relay
SUB PUMP
Relay
EDU 1 Relay
EDU 2 Relay
CA5
AK2
CA3
KN1
C78
Glow Plug Assembly
B2
M
Pump
E2
N1
Fuel Sender Gage
Assembly (Main)
N1
L
B
V
R
W
W–B
W–R
B–W
B–Y
LG
L–B

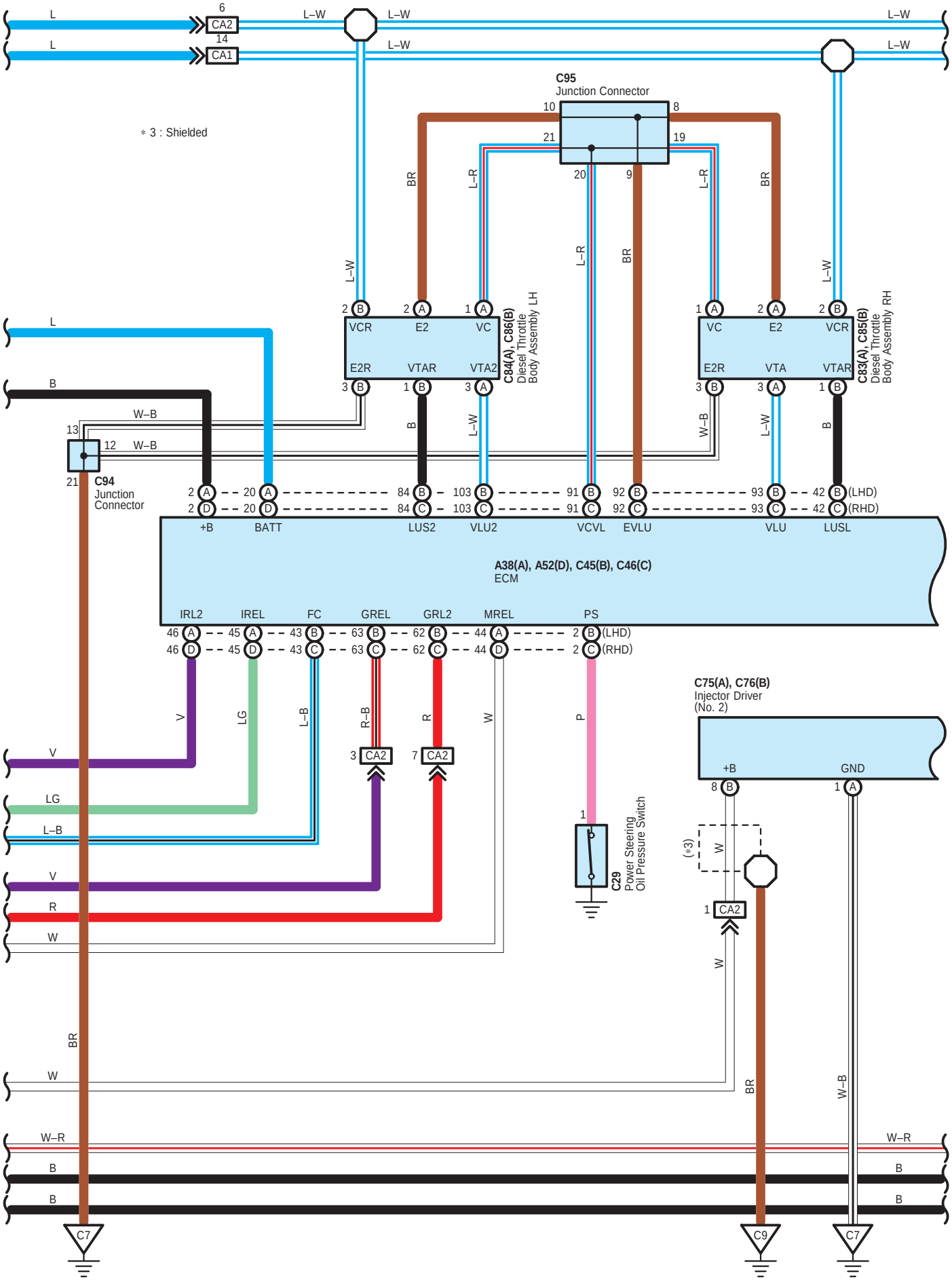
CA2
CA1
C95
Junction Connector
* 3 : Shielded
C84(A), C86(B)
Diesel Throttle
Body Assembly LH
C83(A), C85(B)
Diesel Throttle
Body Assembly RH
VCR
E2
VC
E2R
VTAR
VTA2
VTA
C94
Junction
Connector
+B
BATT
LUS2
VLU2
VCVL
EVLU
VLU
LUSL
(LHD)
(RHD)
A38(A), A52(D), C45(B), C46(C)
ECM
IRL2
IREL
FC
GREL
GRL2
MREL
PS
C75(A), C76(B)
Injector Driver
(No. 2)
GND
C29
Power Steering
Oil Pressure Switch
(*3)
C7
C9

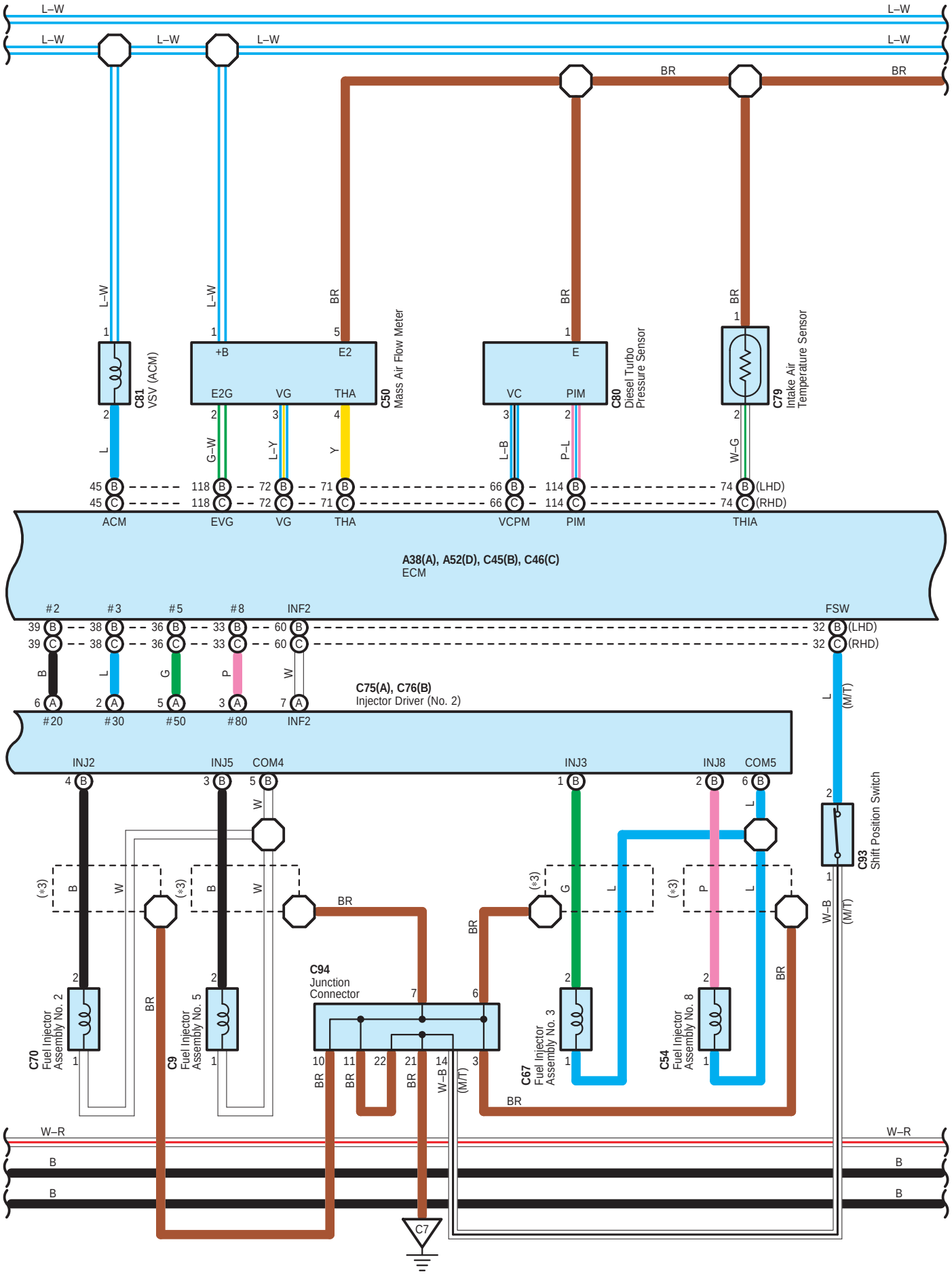
L–W
BR
C81
VSV (ACM)
C50
Mass Air Flow Meter
+B
E2
E2G
VG
THA
C80
Diesel Turbo
Pressure Sensor
E
VC
PIM
C79
Intake Air
Temperature Sensor
L
G–W
L–Y
Y
L–B
P–L
W–G
(LHD)
(RHD)
ACM
EVG
VG
THA
VCPM
PIM
THIA
A38(A), A52(D), C45(B), C46(C)
ECM
#2
#3
#5
#8
INF2
FSW
B
G
P
W
C75(A), C76(B)
Injector Driver (No. 2)
#20
#30
#50
#80
INF2
(M/T)
INJ2
INJ5
COM4
INJ3
INJ8
COM5
C93
Shift Position Switch
(*3)
C94
Junction
Connector
C70
Fuel Injector
Assembly No. 2
C9
Fuel Injector
Assembly No. 5
C67
Fuel Injector
Assembly No. 3
C54
Fuel Injector
Assembly No. 8
W–B
W–R
C7

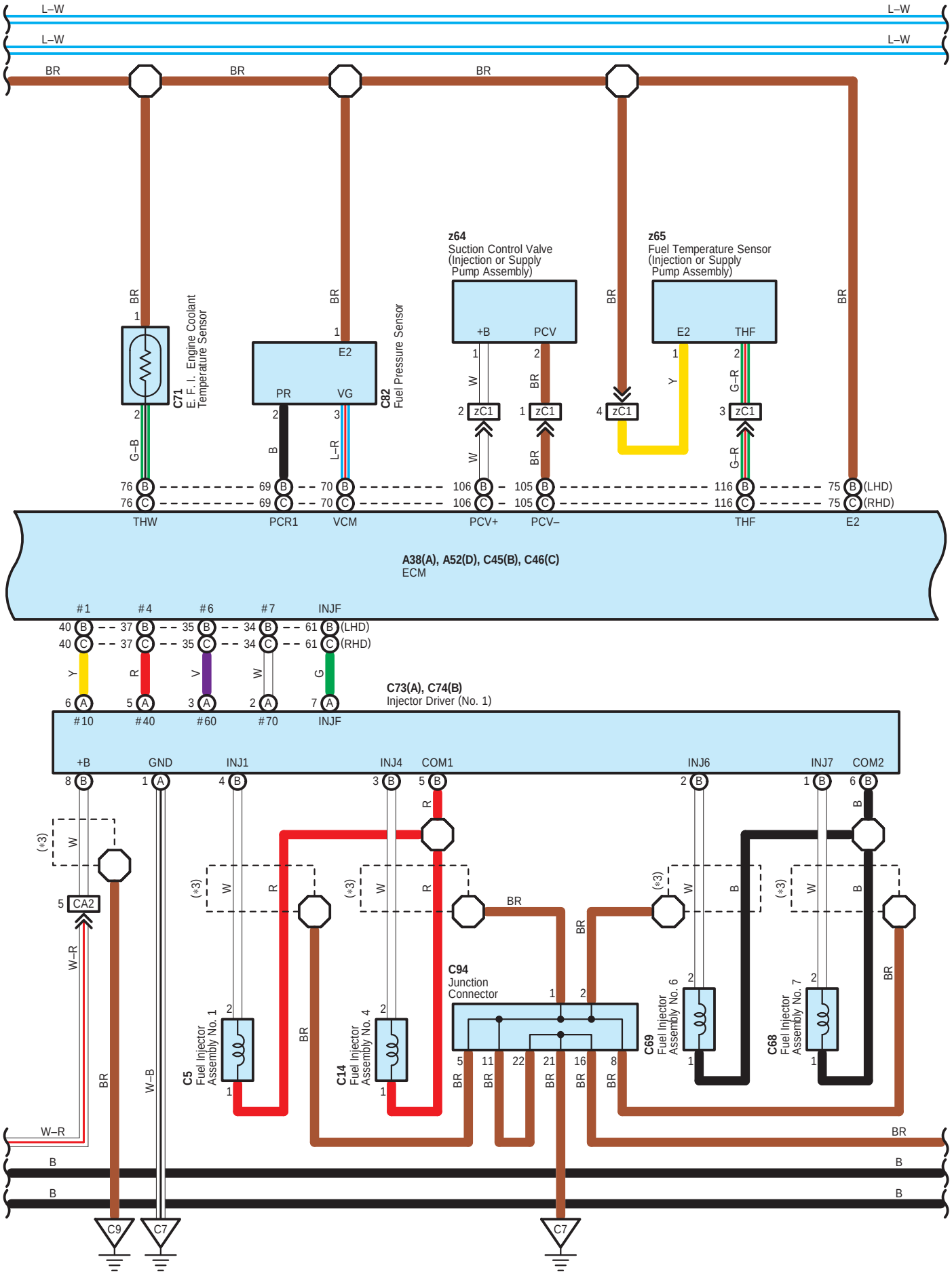
L–W
BR
C71
E. F. I. Engine Coolant Temperature Sensor
C82
Fuel Pressure Sensor
z64
Suction Control Valve (Injection or Supply Pump Assembly)
z65
Fuel Temperature Sensor (Injection or Supply Pump Assembly)
+B
PCV
E2
THF
PR
VG
zC1
THW
PCR1
VCM
PCV+
PCV–
(LHD)
(RHD)
A38(A), A52(D), C45(B), C46(C)
ECM
#1
#4
#6
#7
INJF
C73(A), C74(B)
Injector Driver (No. 1)
#10
#40
#60
#70
GND
INJ1
INJ4
COM1
INJ6
INJ7
COM2
CA2
(*3)
C5
Fuel Injector Assembly No. 1
C14
Fuel Injector Assembly No. 4
C94
Junction Connector
C69
Fuel Injector Assembly No. 6
C68
Fuel Injector Assembly No. 7
C9
C7

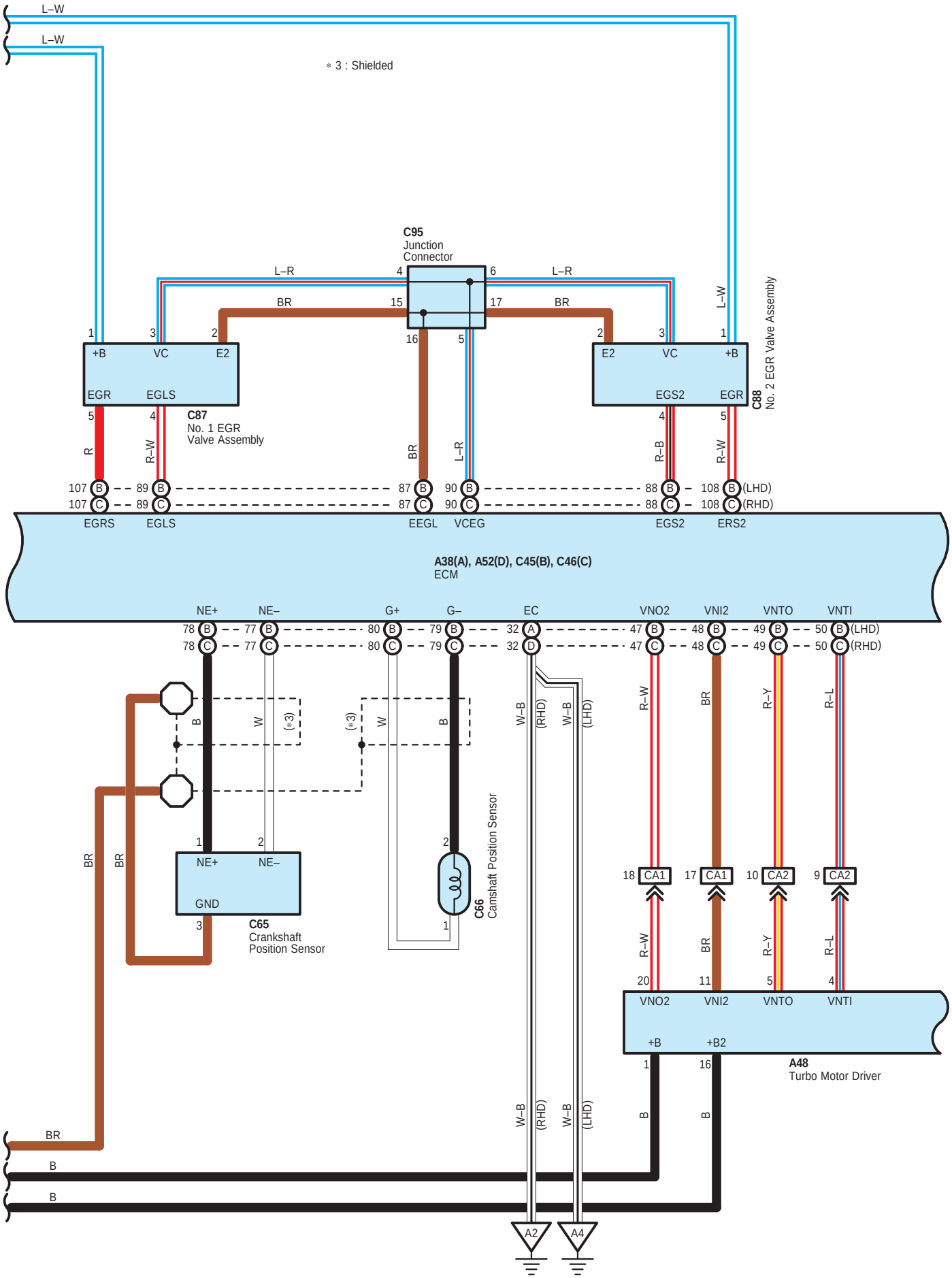
L–W
L–W
* 3 : Shielded
C95
Junction
Connector
L–R
BR
L–R
BR
L–W
+B
VC
E2
EGR
EGLS
C87
No. 1 EGR
Valve Assembly
E2
VC
+B
EGS2
EGR
C88
No. 2 EGR Valve Assembly
R
R–W
BR
L–R
R–B
R–W
107 B
107 C
89 B
89 C
87 B
87 C
90 B
90 C
88 B
88 C
108 B (LHD)
108 C (RHD)
EGRS
EGLS
EEGL
VCEG
EGS2
ERS2
A38(A), A52(D), C45(B), C46(C)
ECM
NE+
NE–
G+
G–
EC
VNO2
VNI2
VNTO
VNTI
78 B
78 C
77 B
77 C
80 B
80 C
79 B
79 C
32 A
32 D
47 B
47 C
48 B
48 C
49 B
49 C
50 B (LHD)
50 C (RHD)
B
W
(*3)
(*3)
W
B
W–B (RHD)
W–B (LHD)
R–W
BR
R–Y
R–L
NE+
NE–
GND
C65
Crankshaft
Position Sensor
C66
Camshaft Position Sensor
18 CA1
17 CA1
10 CA2
9 CA2
R–W
BR
R–Y
R–L
20
11
5
4
VNO2
VNI2
VNTO
VNTI
+B
+B2
A48
Turbo Motor Driver
BR
BR
BR
B
B
A2
A4

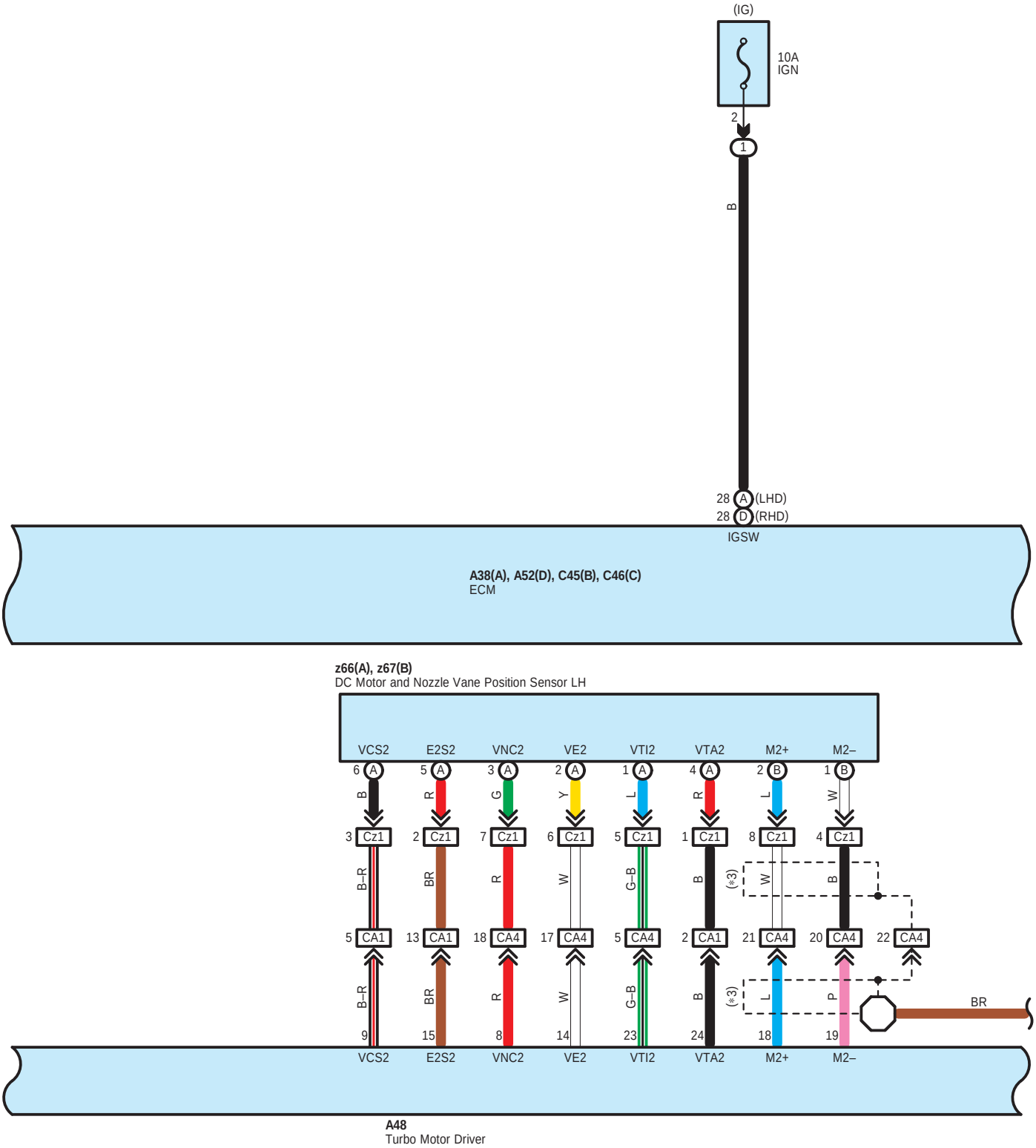
(IG)
10A
IGN
2
1
B
28 A (LHD)
28 D (RHD)
IGSW
A38(A), A52(D), C45(B), C46(C)
ECM
z66(A), z67(B)
DC Motor and Nozzle Vane Position Sensor LH
VCS2
E2S2
VNC2
VE2
VTI2
VTA2
M2+
M2–
6 A
5 A
3 A
2 A
1 A
4 A
2 B
1 B
B
R
G
Y
L
R
L
W
3 Cz1
2 Cz1
7 Cz1
6 Cz1
5 Cz1
1 Cz1
8 Cz1
4 Cz1
B–R
BR
R
W
G–B
B
(*3)
W
B
5 CA1
13 CA1
18 CA4
17 CA4
5 CA4
2 CA1
21 CA4
20 CA4
22 CA4
B–R
BR
R
W
G–B
B
(*3)
L
P
BR
9
15
8
14
23
24
18
19
VCS2
E2S2
VNC2
VE2
VTI2
VTA2
M2+
M2–
A48
Turbo Motor Driver

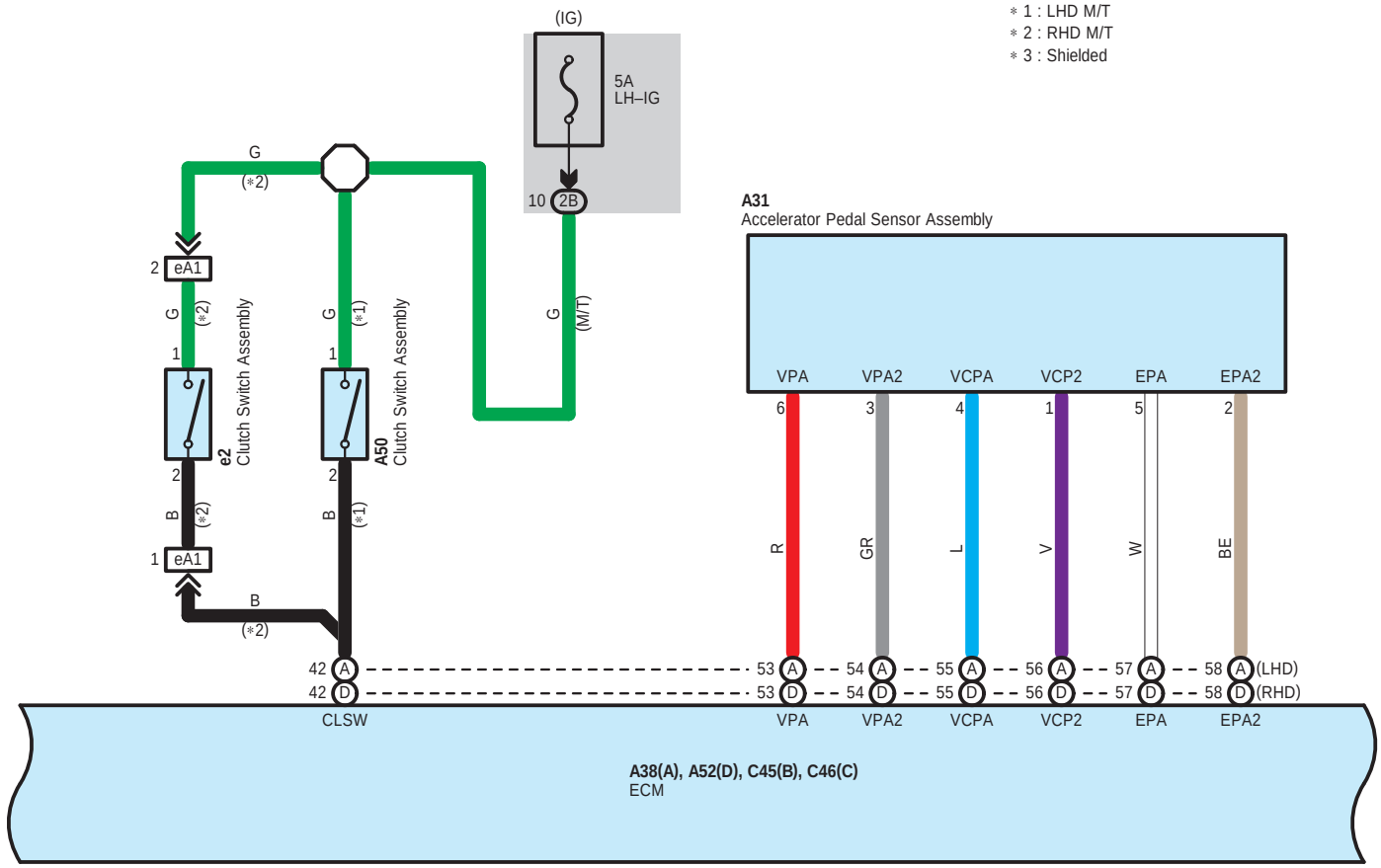
(IG)
5A
LH–IG
10 2B
∗1 : LHD M/T
∗2 : RHD M/T
∗3 : Shielded
G
(∗2)
2 eA1
1 eA1
e2
Clutch Switch Assembly
A50
Clutch Switch Assembly
(∗1)
(M/T)
B
A31
Accelerator Pedal Sensor Assembly
VPA
VPA2
VCPA
VCP2
EPA
EPA2
R
GR
L
V
W
BE
42 A
42 D
53 A
53 D
54 A
54 D
55 A
55 D
56 A
56 D
57 A
57 D
58 A (LHD)
58 D (RHD)
CLSW
A38(A), A52(D), C45(B), C46(C)
ECM

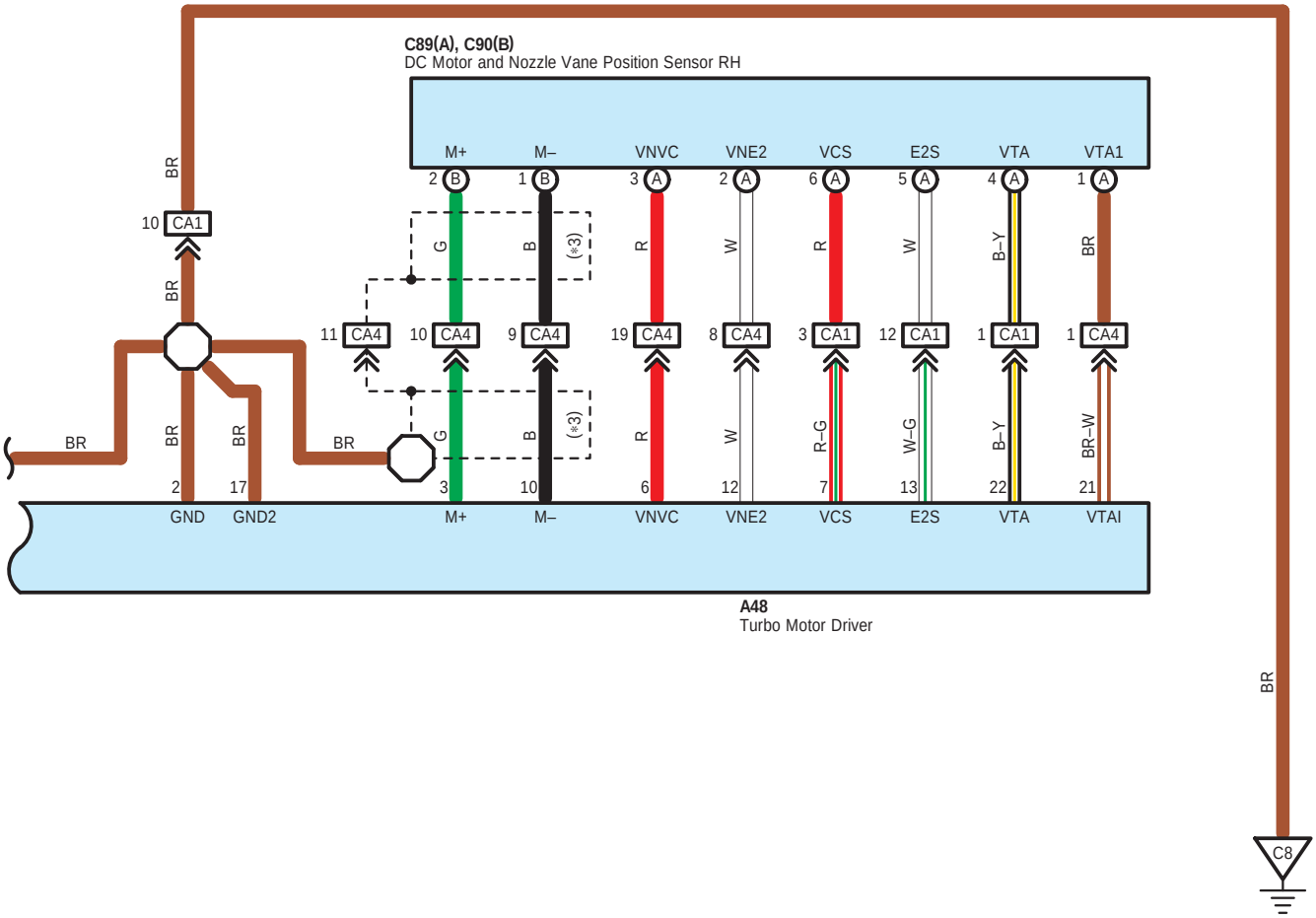
C89(A), C90(B)
DC Motor and Nozzle Vane Position Sensor RH
M+
M–
VNVC
VNE2
VCS
E2S
VTA
VTA1
BR
10 CA1
11 CA4
10 CA4
9 CA4
19 CA4
8 CA4
3 CA1
12 CA1
1 CA1
1 CA4
G
B
(∗3)
R
W
R–G
W–G
B–Y
BR–W
GND
GND2
M+
M–
VNVC
VNE2
VCS
E2S
VTA
VTAI
A48
Turbo Motor Driver
C8

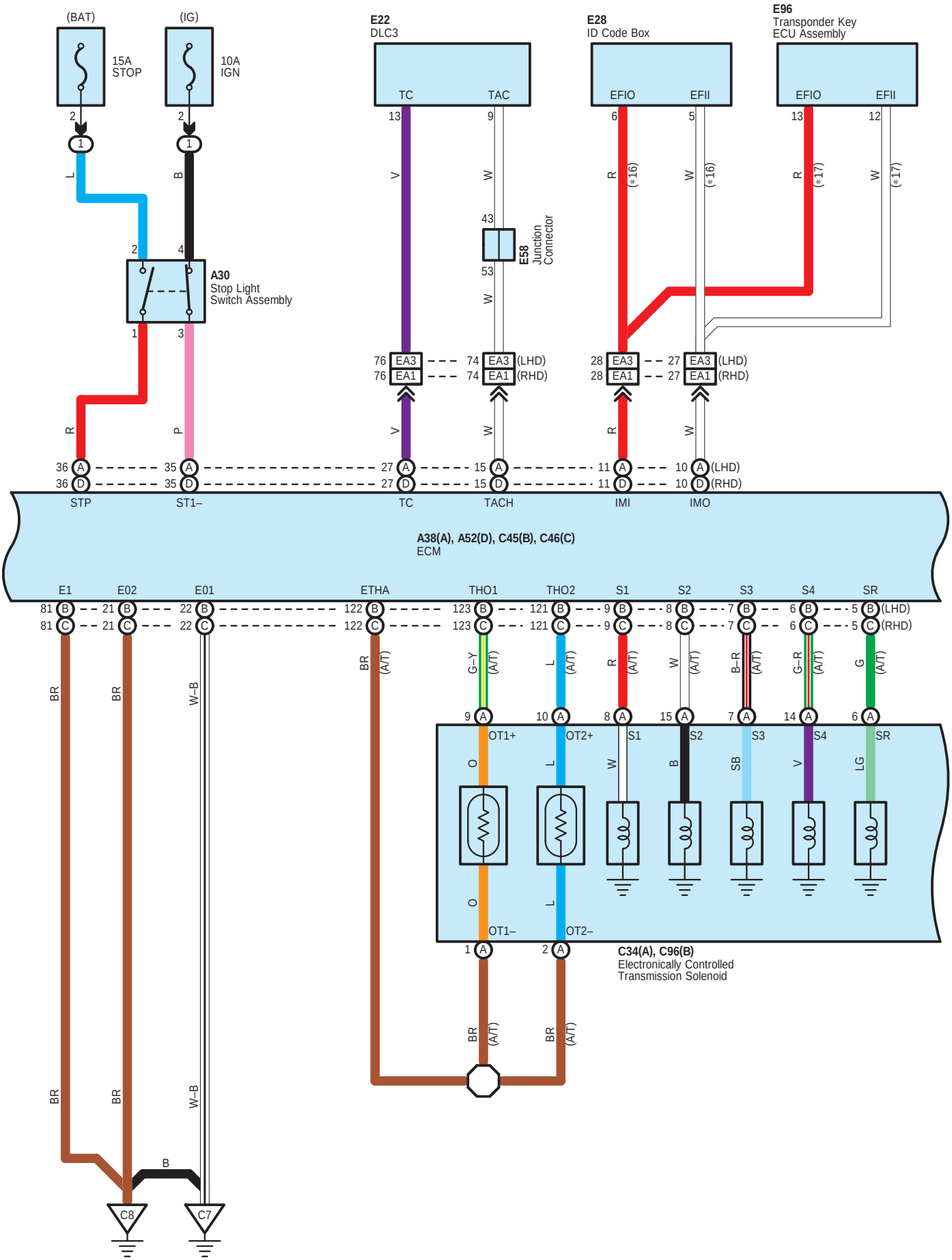
(BAT)
(IG)
15A
STOP
10A
IGN
A30
Stop Light
Switch Assembly
E22
DLC3
TC
TAC
E28
ID Code Box
EFIO
EFII
E96
Transponder Key
ECU Assembly
E58
Junction
Connector
EA3
EA1
(LHD)
(RHD)
STP
ST1–
TACH
IMI
IMO
A38(A), A52(D), C45(B), C46(C)
ECM
E1
E02
E01
ETHA
THO1
THO2
S1
S2
S3
S4
SR
OT1+
OT2+
OT1–
OT2–
C34(A), C96(B)
Electronically Controlled
Transmission Solenoid
C8
C7

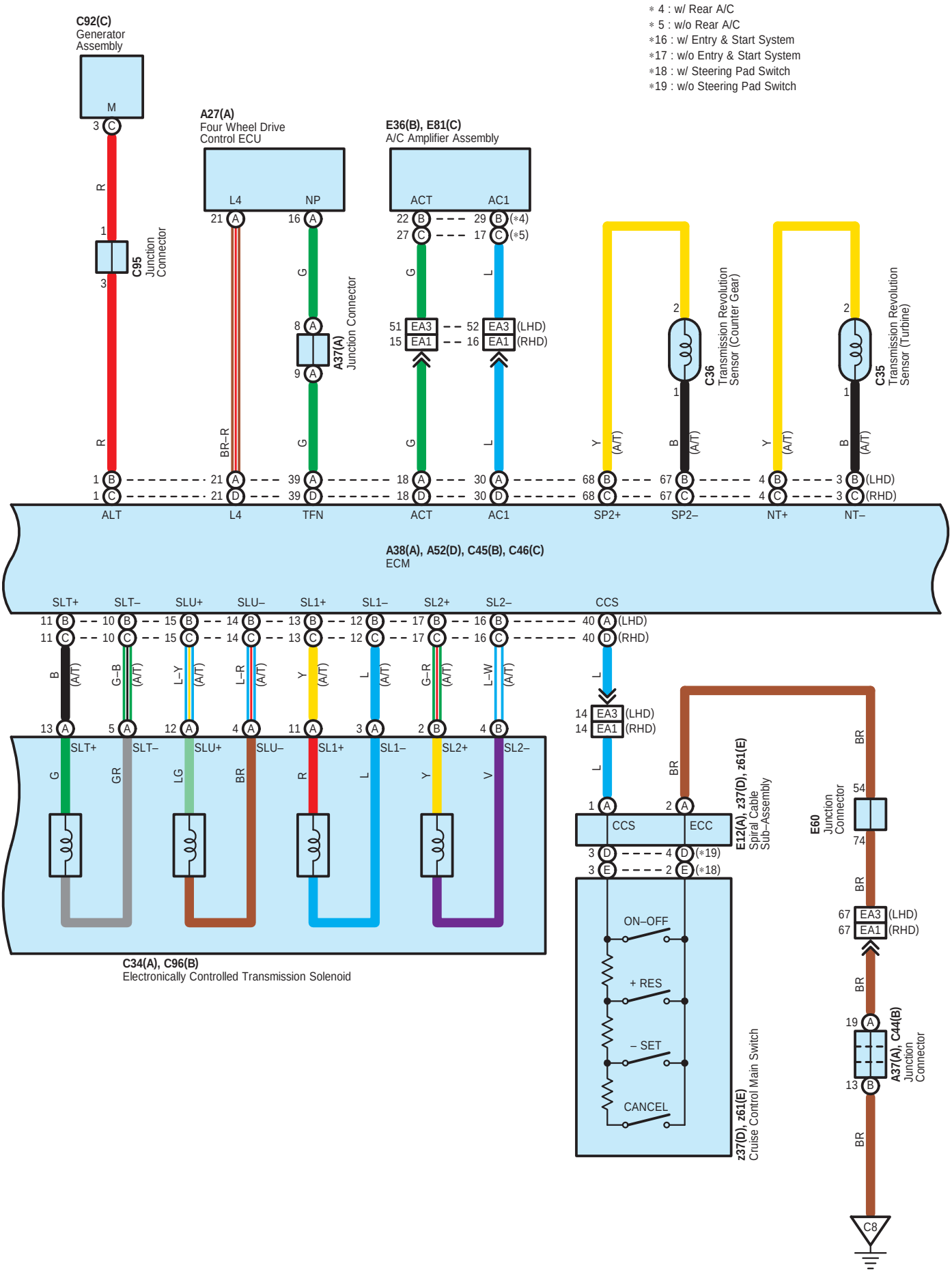
∗ 4 : w/ Rear A/C
∗ 5 : w/o Rear A/C
∗16 : w/ Entry & Start System
∗17 : w/o Entry & Start System
∗18 : w/ Steering Pad Switch
∗19 : w/o Steering Pad Switch
C92(C)
Generator Assembly
C95 Junction Connector
A27(A)
Four Wheel Drive Control ECU
A37(A) Junction Connector
E36(B), E81(C)
A/C Amplifier Assembly
C36 Transmission Revolution Sensor (Counter Gear)
C35 Transmission Revolution Sensor (Turbine)
ALT
L4
TFN
ACT
AC1
SP2+
SP2–
NT+
NT–
A38(A), A52(D), C45(B), C46(C)
ECM
SLT+
SLT–
SLU+
SLU–
SL1+
SL1–
SL2+
SL2–
CCS
C34(A), C96(B)
Electronically Controlled Transmission Solenoid
E12(A), z37(D), z61(E)
Spiral Cable Sub–Assembly
E60 Junction Connector
ON–OFF
+ RES
– SET
CANCEL
z37(D), z61(E)
Cruise Control Main Switch
A37(A), C44(B) Junction Connector
C8

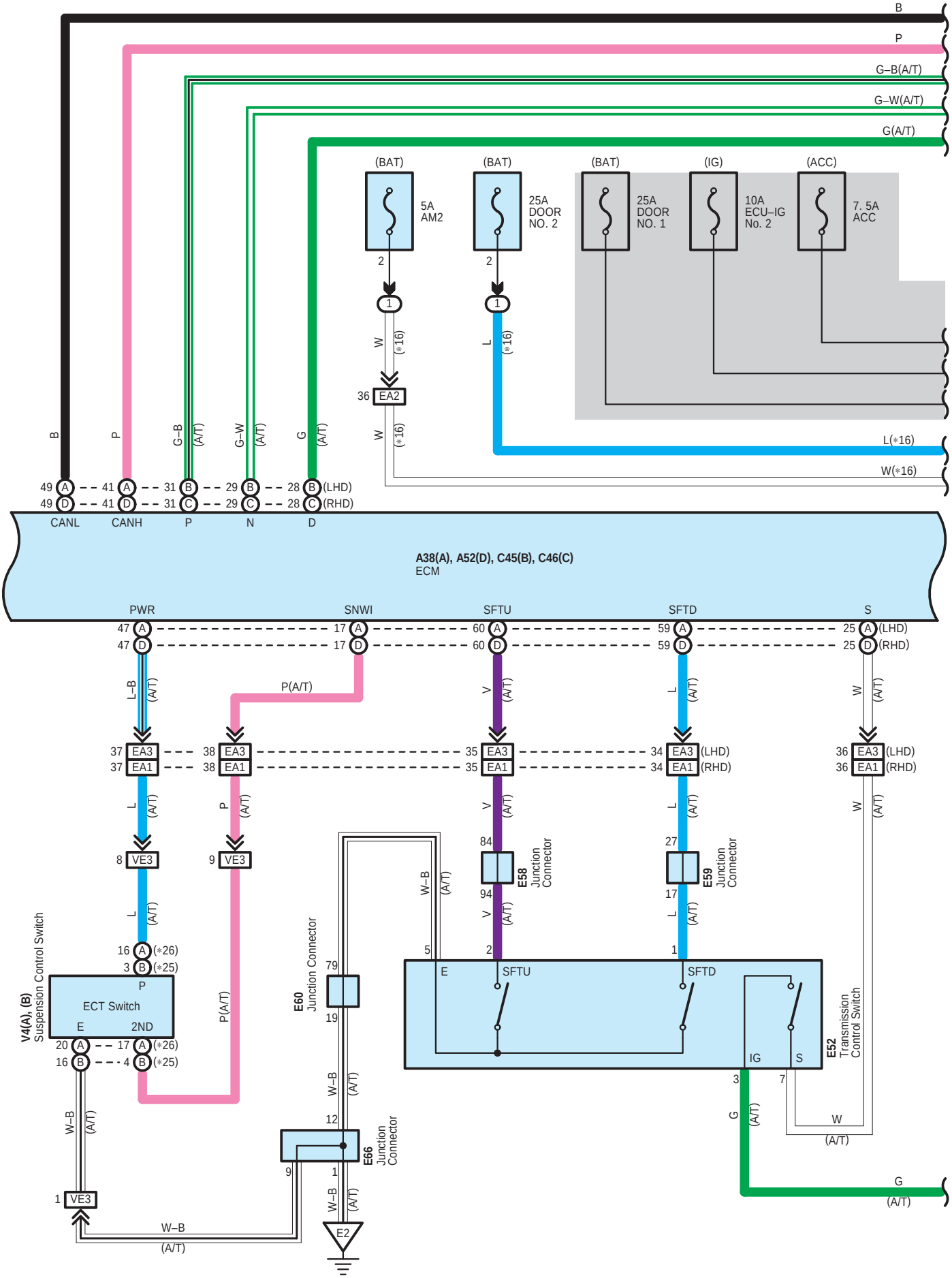
B
P
G–B(A/T)
G–W(A/T)
G(A/T)
(BAT)
5A
AM2
(BAT)
25A
DOOR
NO. 2
(BAT)
25A
DOOR
NO. 1
(IG)
10A
ECU–IG
No. 2
(ACC)
7. 5A
ACC
EA2
L(*16)
W(*16)
CANL
CANH
P
N
D
A38(A), A52(D), C45(B), C46(C)
ECM
PWR
SNWI
SFTU
SFTD
S
(LHD)
(RHD)
P(A/T)
EA3
EA1
VE3
E58
Junction
Connector
E59
Junction
Connector
V4(A), (B)
Suspension Control Switch
ECT Switch
E
2ND
E60
Junction Connector
E66
Junction
Connector
E52
Transmission
Control Switch
IG
S
E2

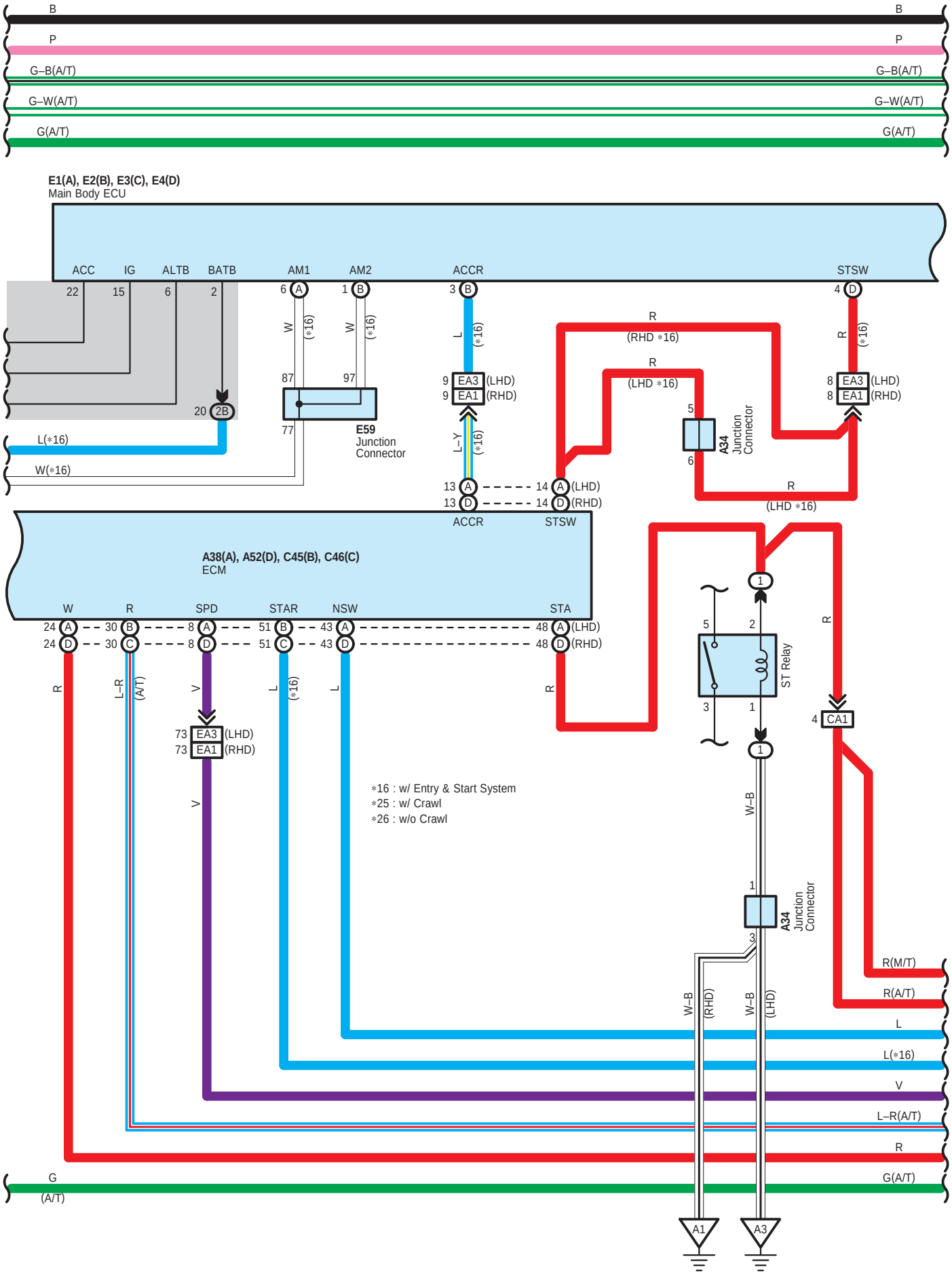
B
P
G–B(A/T)
G–W(A/T)
G(A/T)
E1(A), E2(B), E3(C), E4(D)
Main Body ECU
ACC
IG
ALTB
BATB
AM1
AM2
ACCR
STSW
E59
Junction Connector
A34
Junction Connector
A38(A), A52(D), C45(B), C46(C)
ECM
W
R
SPD
STAR
NSW
STA
ST Relay
CA1
∗16 : w/ Entry & Start System
∗25 : w/ Crawl
∗26 : w/o Crawl
R(M/T)
R(A/T)
L
L(∗16)
V
L–R(A/T)
R
G
(A/T)
G(A/T)
A1
A3

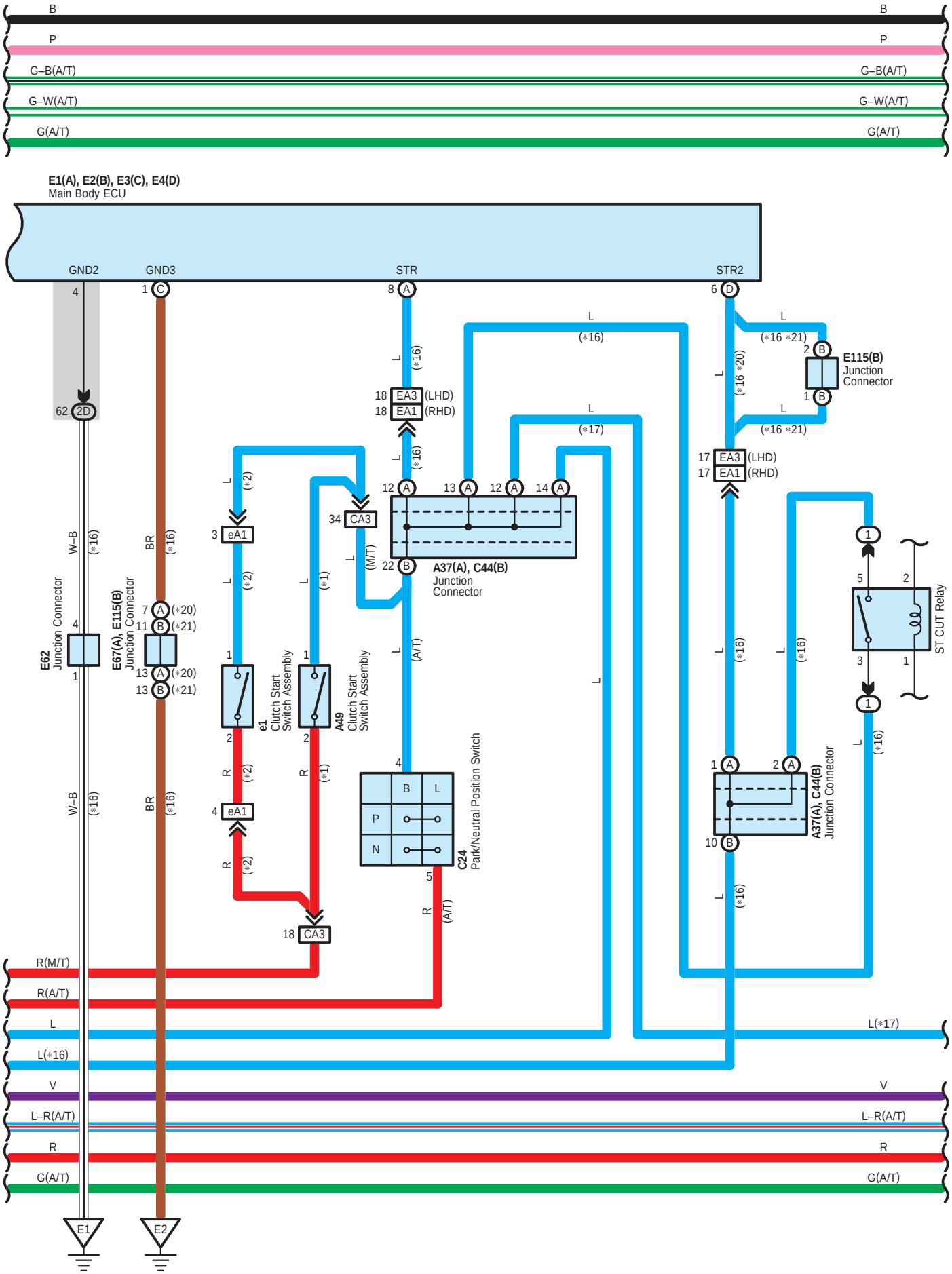
B
P
G–B(A/T)
G–W(A/T)
G(A/T)
E1(A), E2(B), E3(C), E4(D)
Main Body ECU
GND2
GND3
STR
STR2
E62
Junction Connector
E67(A), E115(B)
Junction Connector
E115(B)
Junction Connector
A37(A), C44(B)
Junction Connector
e1
Clutch Start
Switch Assembly
A49
Clutch Start
Switch Assembly
C24
Park/Neutral Position Switch
ST CUT Relay
EA3 (LHD)
EA1 (RHD)
CA3
eA1
R(M/T)
R(A/T)
L
L(*16)
L(*17)
V
L–R(A/T)
R
G(A/T)
E1
E2

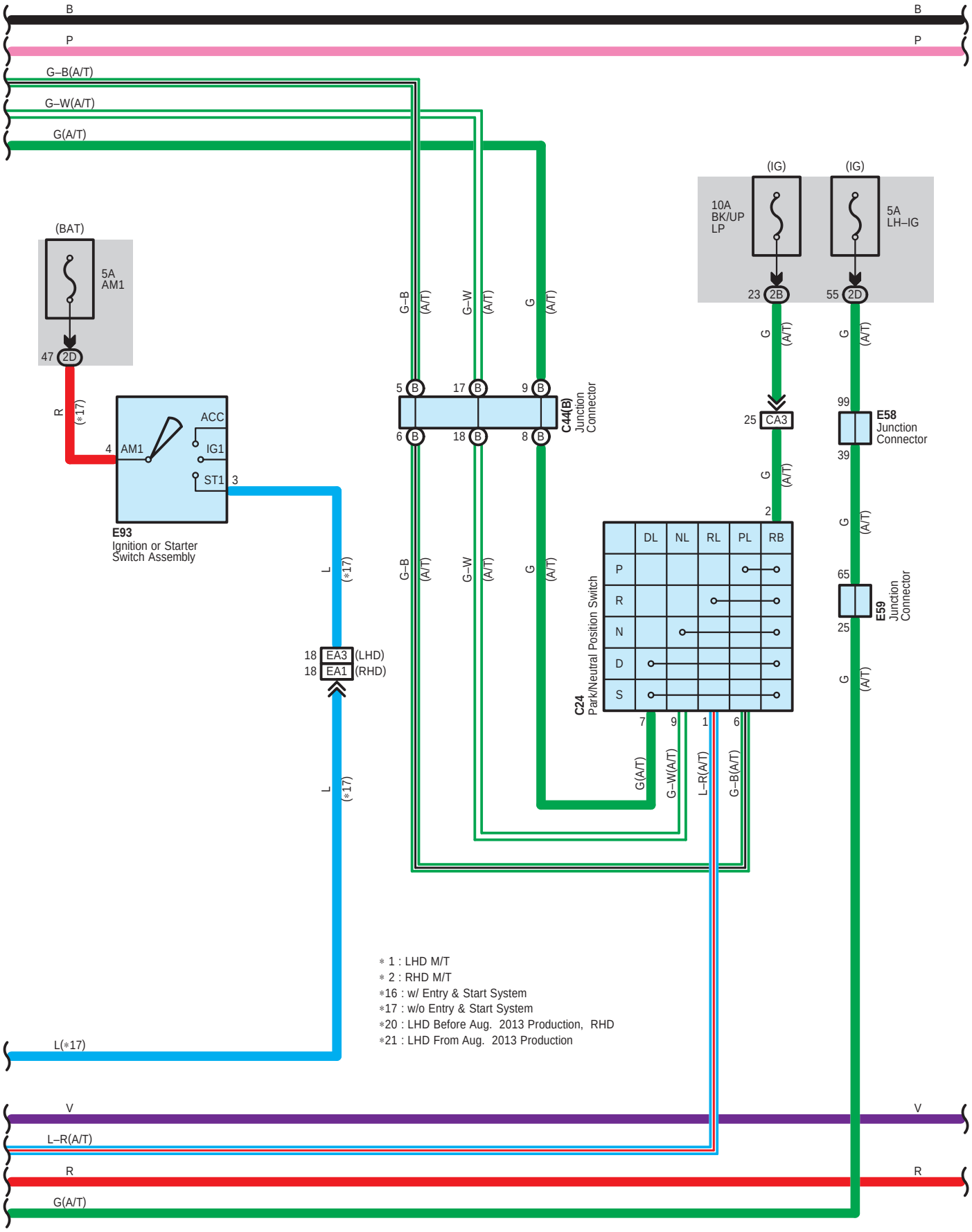
B
P
G–B(A/T)
G–W(A/T)
G(A/T)
(BAT)
5A
AM1
47 2D
R
(*17)
4 AM1
ACC
IG1
ST1 3
E93
Ignition or Starter
Switch Assembly
L
(*17)
18 EA3 (LHD)
18 EA1 (RHD)
G–B
(A/T)
G–W
G
5 B
17 B
9 B
6 B
18 B
8 B
C44(B)
Junction
Connector
(IG)
10A
BK/UP
LP
5A
LH–IG
23 2B
55 2D
25 CA3
99
39
E58
Junction
Connector
65
25
E59
Junction
Connector
C24
Park/Neutral Position Switch
DL
NL
RL
PL
RB
P
R
N
D
S
7
9
1
6
G(A/T)
G–W(A/T)
L–R(A/T)
G–B(A/T)
* 1 : LHD M/T
* 2 : RHD M/T
*16 : w/ Entry & Start System
*17 : w/o Entry & Start System
*20 : LHD Before Aug. 2013 Production, RHD
*21 : LHD From Aug. 2013 Production
L(*17)
V
L–R(A/T)
R
G(A/T)

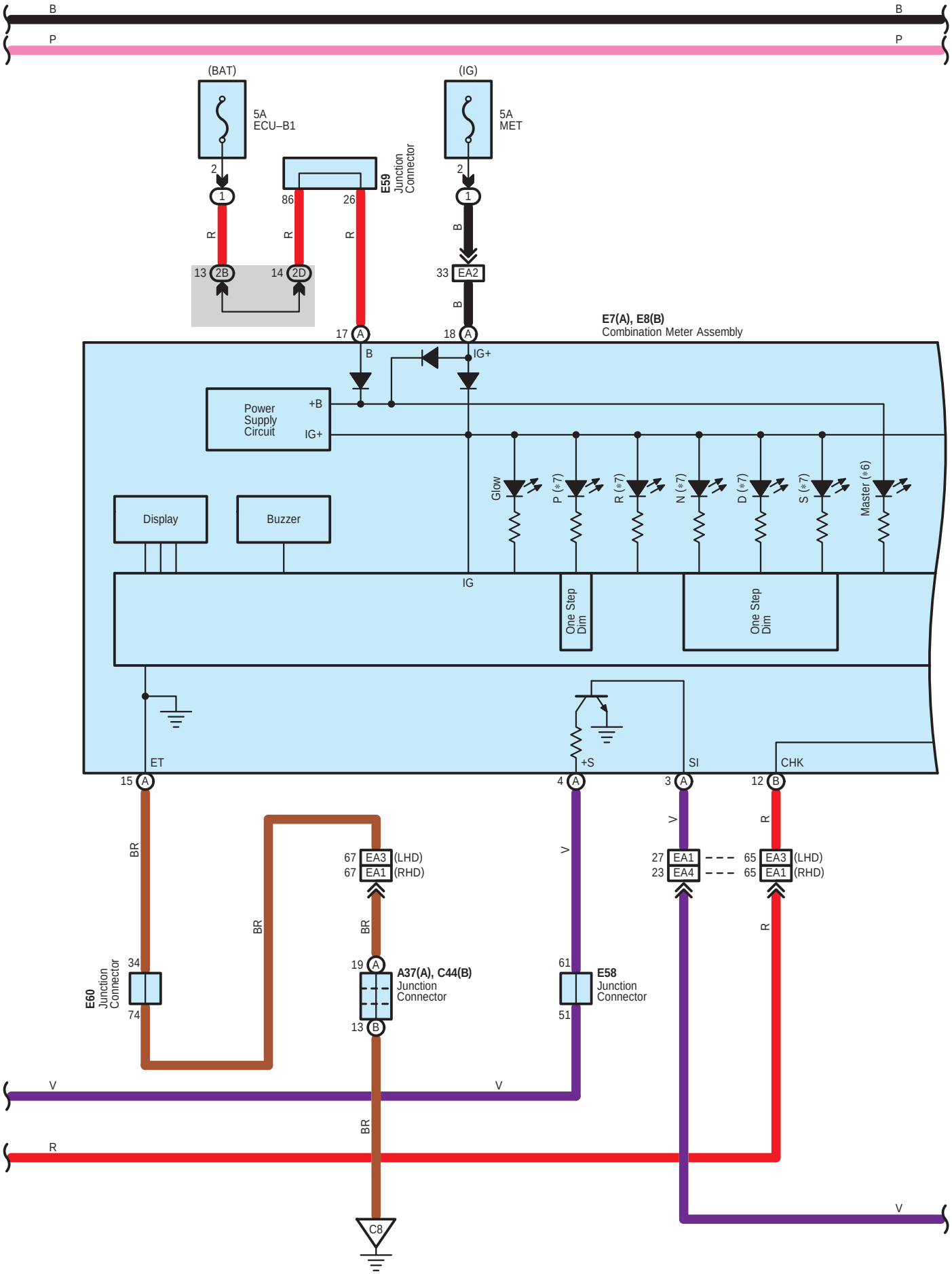
B
P
(BAT)
5A
ECU–B1
(IG)
5A
MET
E59
Junction
Connector
86
26
2
1
R
B
13 2B
14 2D
33 EA2
17 A
18 A
E7(A), E8(B)
Combination Meter Assembly
IG+
Power
Supply
Circuit
+B
IG+
Display
Buzzer
Glow
P (*7)
R (*7)
N (*7)
D (*7)
S (*7)
Master (*6)
IG
One Step
Dim
ET
+S
SI
CHK
15 A
4 A
3 A
12 B
BR
V
67 EA3 (LHD)
67 EA1 (RHD)
27 EA1
23 EA4
65 EA3 (LHD)
65 EA1 (RHD)
E60
Junction
Connector
34
74
19 A
13 B
A37(A), C44(B)
Junction
Connector
61
51
E58
Junction
Connector
C8

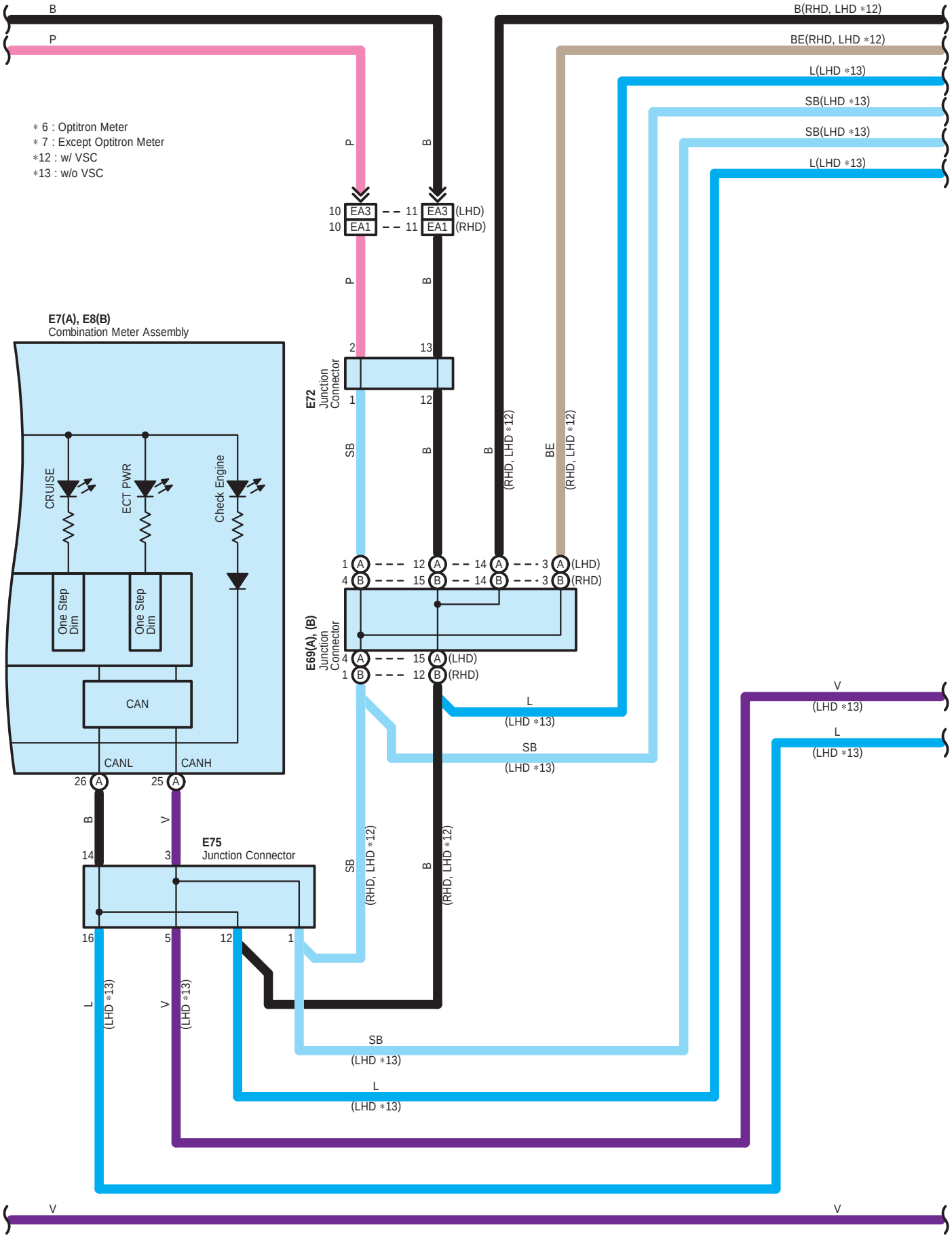
B
P
B(RHD, LHD ∗12)
BE(RHD, LHD ∗12)
L(LHD ∗13)
SB(LHD ∗13)
SB(LHD ∗13)
L(LHD ∗13)
∗ 6 : Optitron Meter
∗ 7 : Except Optitron Meter
∗12 : w/ VSC
∗13 : w/o VSC
10 EA3 -- 11 EA3 (LHD)
10 EA1 -- 11 EA1 (RHD)
E7(A), E8(B)
Combination Meter Assembly
CRUISE
ECT PWR
Check Engine
One Step Dim
One Step Dim
CAN
CANL
CANH
26 A
25 A
E72
Junction Connector
2
13
1
12
SB
B
B
(RHD, LHD ∗12)
BE
(RHD, LHD ∗12)
1 A --- 12 A -- 14 A --- 3 A (LHD)
4 B --- 15 B -- 14 B --- 3 B (RHD)
E69(A), (B)
Junction Connector
4 A --- 15 A (LHD)
1 B --- 12 B (RHD)
L
(LHD ∗13)
SB
(LHD ∗13)
V
(LHD ∗13)
L
(LHD ∗13)
B
V
14
3
E75
Junction Connector
16
5
12
1
SB
(RHD, LHD ∗12)
B
(RHD, LHD ∗12)
L
(LHD ∗13)
V
(LHD ∗13)
SB
(LHD ∗13)
L
(LHD ∗13)
V
V

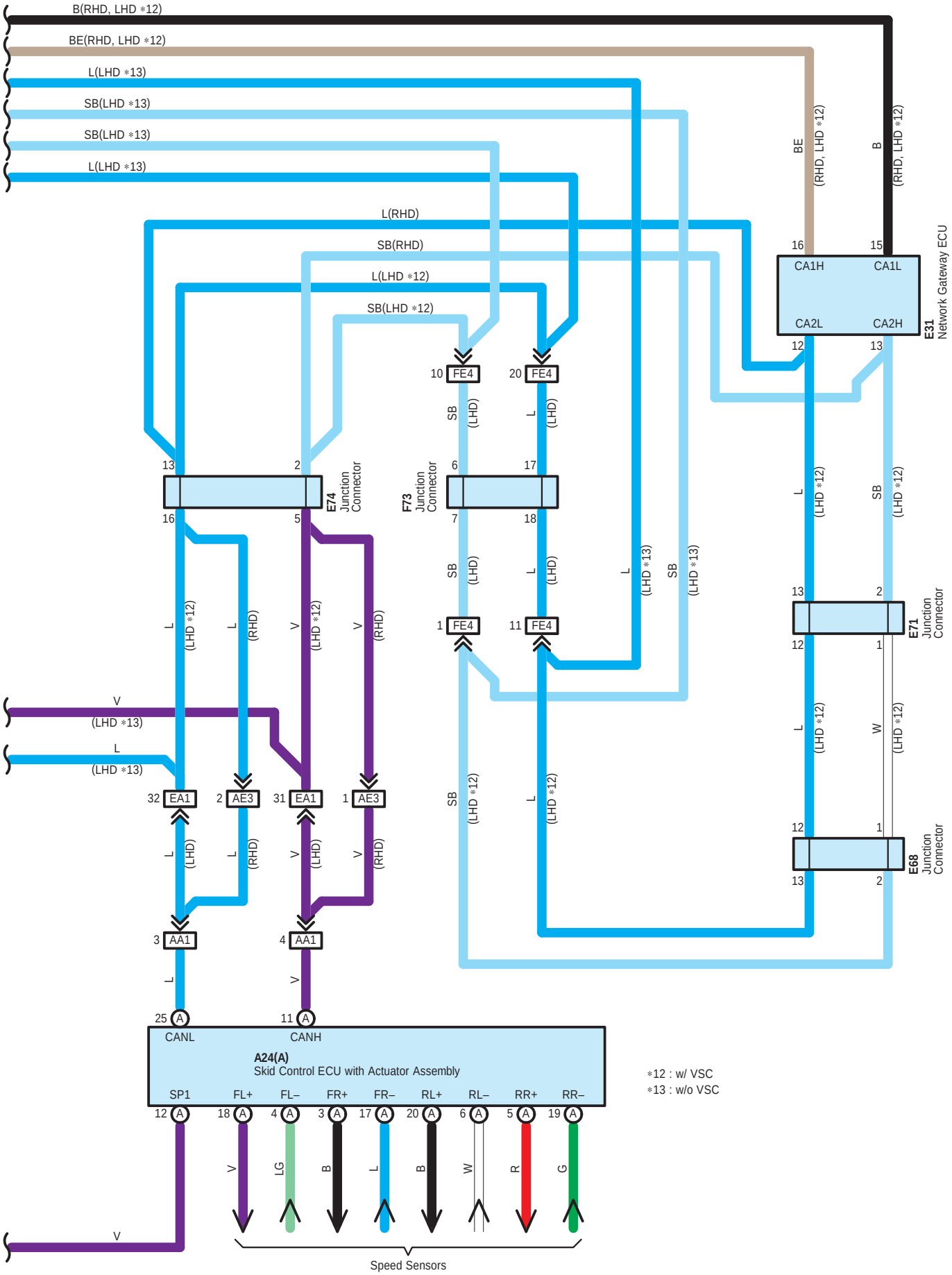
B(RHD, LHD *12)
BE(RHD, LHD *12)
L(LHD *13)
SB(LHD *13)
SB(LHD *13)
L(LHD *13)
L(RHD)
SB(RHD)
L(LHD *12)
SB(LHD *12)
BE (RHD, LHD *12)
B (RHD, LHD *12)
16 CA1H
15 CA1L
CA2L 12
CA2H 13
E31 Network Gateway ECU
10 FE4
20 FE4
SB (LHD)
L (LHD)
13
2
E74 Junction Connector
16
5
F73 Junction Connector
6
17
7
18
1 FE4
11 FE4
L (LHD *12)
L (RHD)
V (LHD *12)
V (RHD)
L (LHD *13)
SB (LHD *13)
L (LHD *12)
SB (LHD *12)
13
2
E71 Junction Connector
12
1
W (LHD *12)
E68 Junction Connector
V (LHD *13)
L (LHD *13)
32 EA1
2 AE3
31 EA1
1 AE3
L (LHD)
L (RHD)
V (LHD)
V (RHD)
3 AA1
4 AA1
25 A CANL
11 A CANH
A24(A)
Skid Control ECU with Actuator Assembly
SP1
FL+
FL–
FR+
FR–
RL+
RL–
RR+
RR–
12 A
18 A
4 A
3 A
17 A
20 A
6 A
5 A
19 A
V
LG
B
L
B
W
R
G
V
Speed Sensors
*12 : w/ VSC
*13 : w/o VSC

A 24

Black

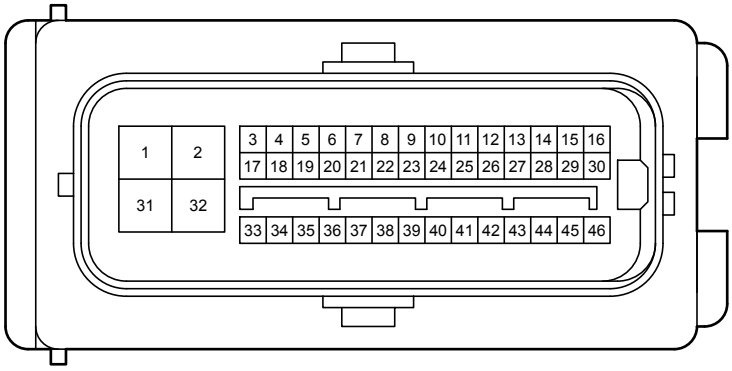

A 27

Black

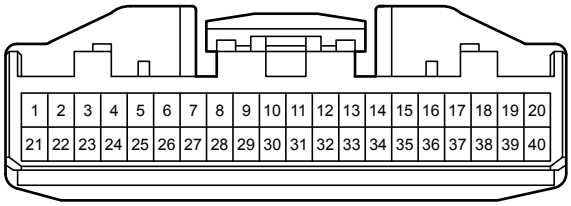

A 30

Gray

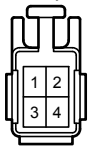

A 31

Black



A 34

White

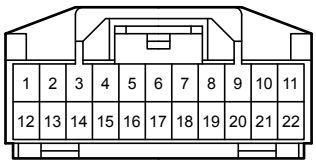

A 37

Blue

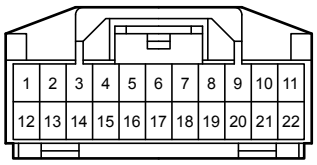

A 38

Black

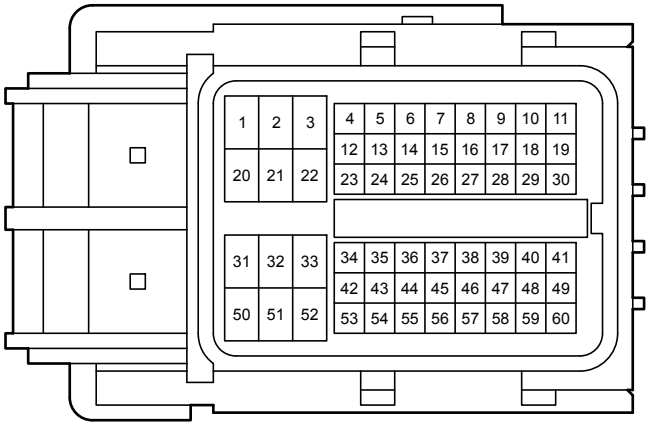

A 48

Black



A 49
Black

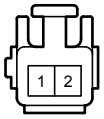

A 50
White



A 52
Black

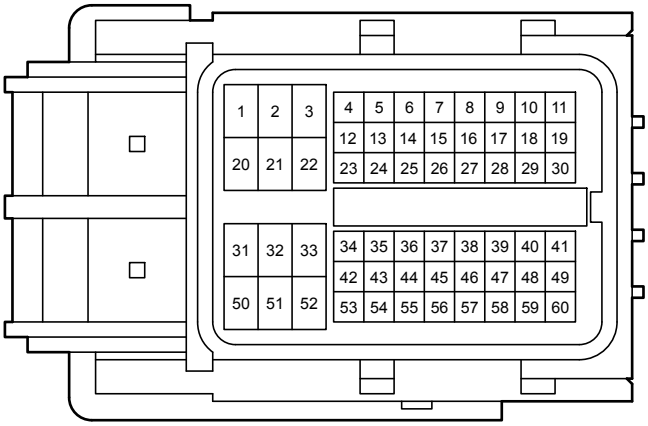

C 5
Gray

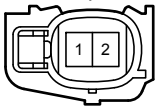

C 9
Gray

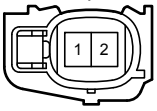

C 14
Gray

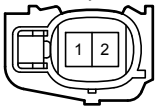

C 24
Gray

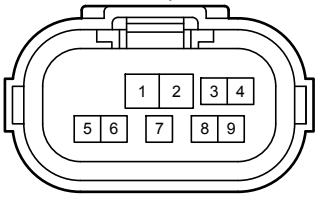

C 29
Black

C 34
Gray

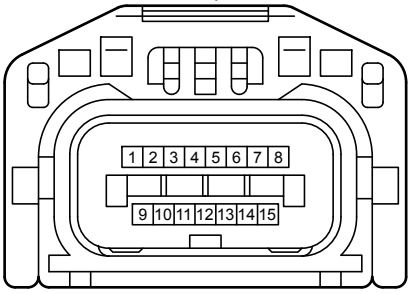

C 35
Black

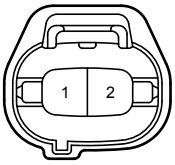

C 36
Black

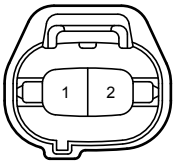

C 44
Blue

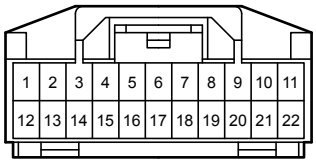

C 45
Black

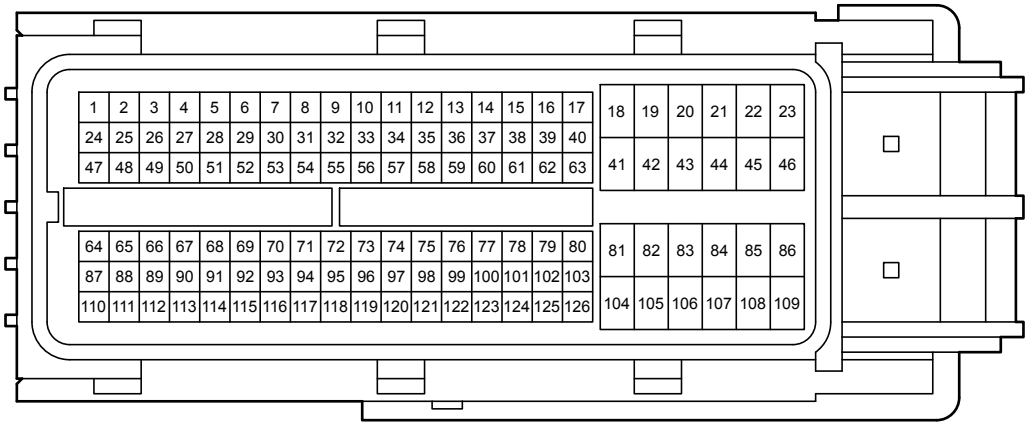

C 46
Black

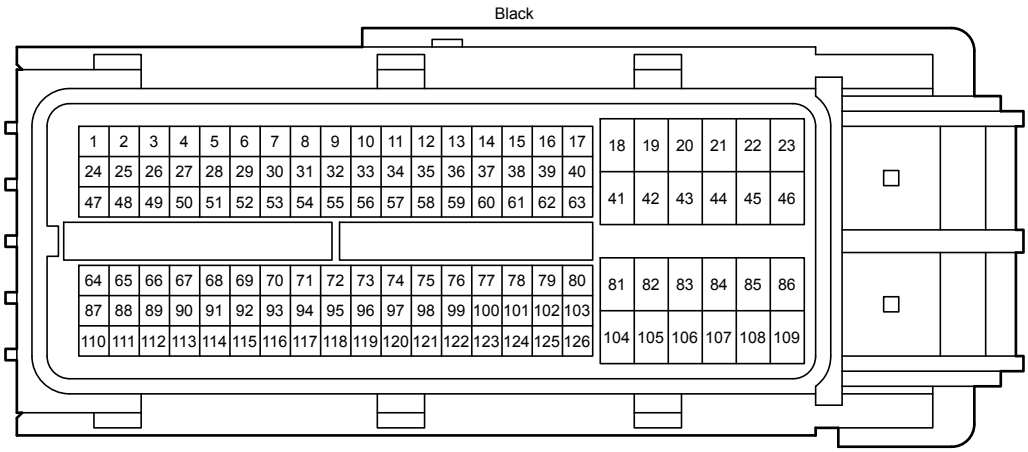

C 50
Black

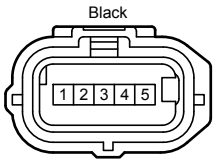

C 54
Gray

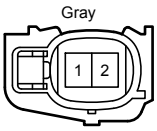

C 65
Black

C 66
Black

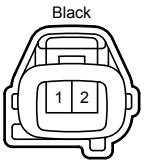

C 67
Black

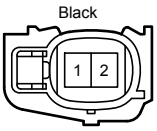

C 68
Black

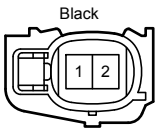

C 69
Black

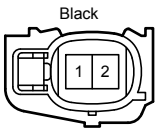

C 70
Black

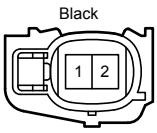

C 71
Gray

C 73
Dark Gray

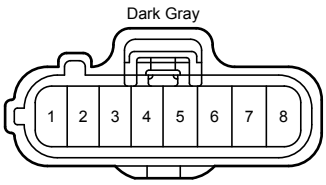

C 74
Black

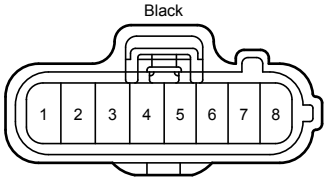

C 75
Dark Gray

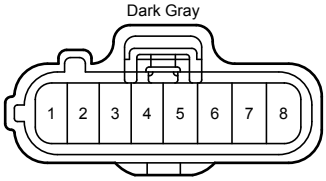

C 76
Black

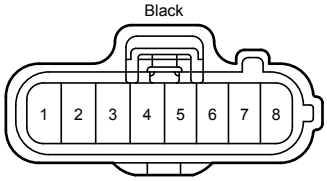

C 77

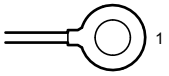

C 78

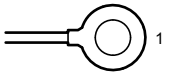

C 79
Gray

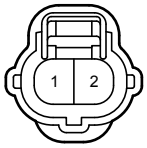

C 80
Black



C 81
Black

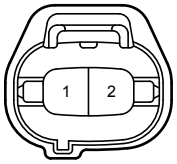

C 82
Black



C 83
Black

C 84
Black

C 85
Black



C 86
Black

C 87
Black

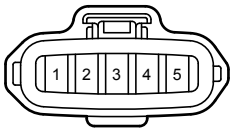

C 88
Black

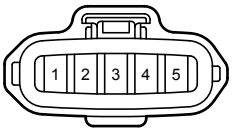

C 89
Black



C 90
Black

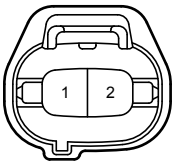

C 92
Black

C 93
Gray

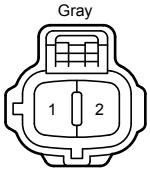

C 94
Gray

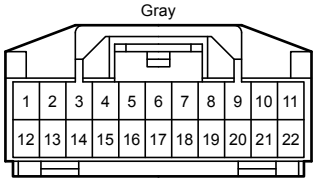

C 95
Black

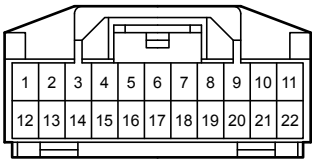

C 96
Gray

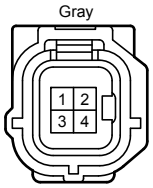

E 1
White

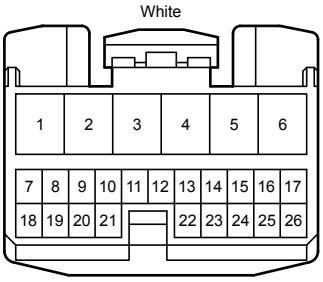

E 2
White

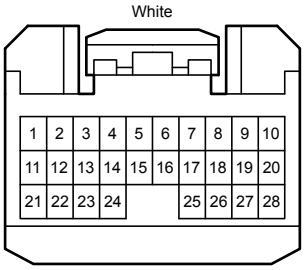

E 3
White

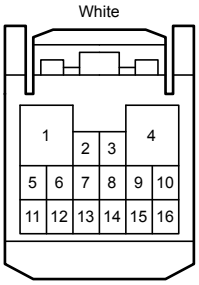

E 4
White

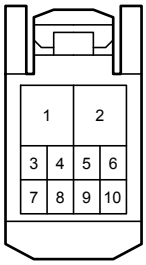

E 7
White

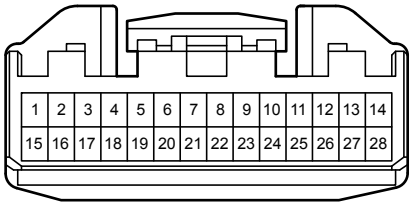

E 8
Black

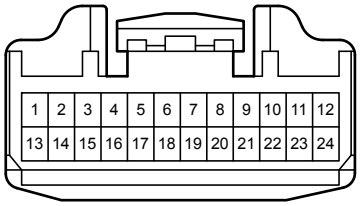

E 12
Black



E 22
White

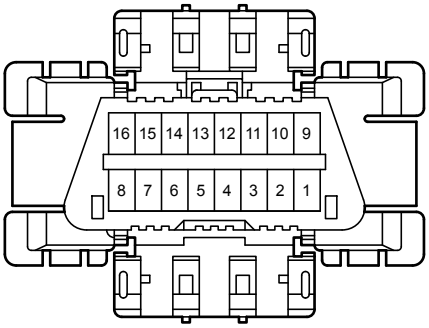

E 28
White

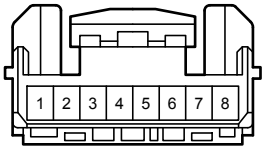

E 31
White

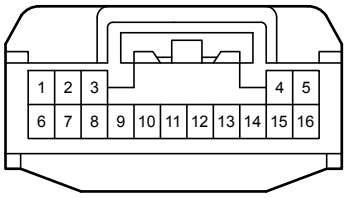

E 36
White

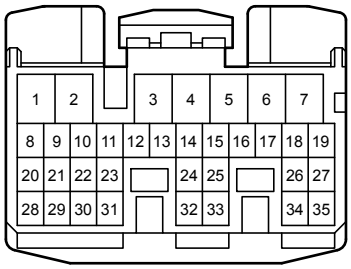

E 52
White



E 58

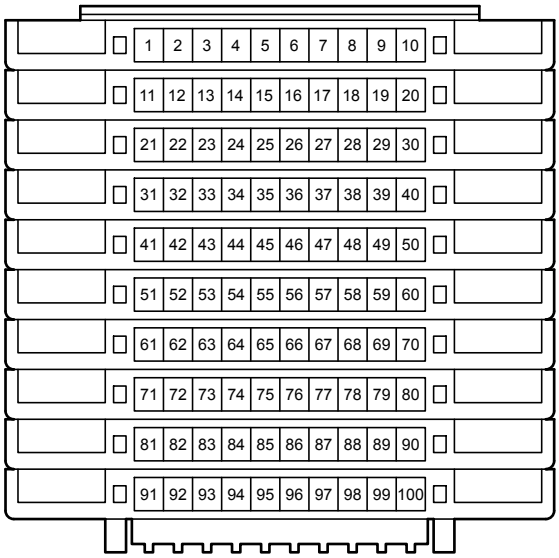

E 59

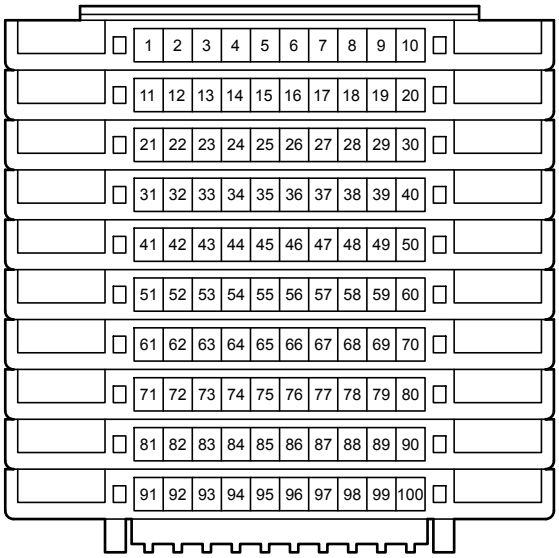

E 60

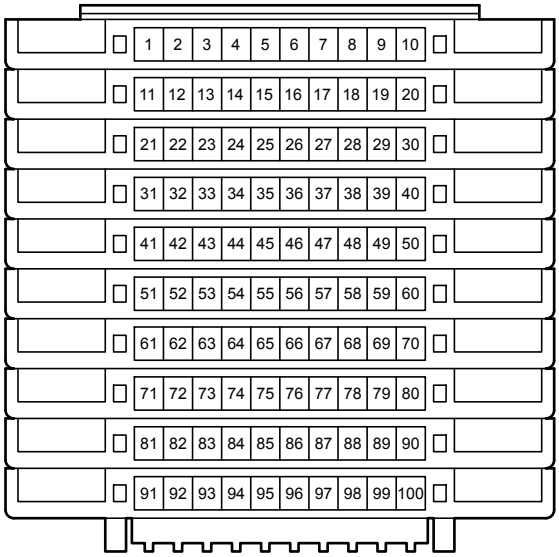

E 62
White

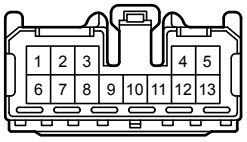

E 66
White

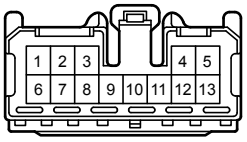

E 67
White

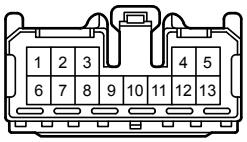

E 68
Gray

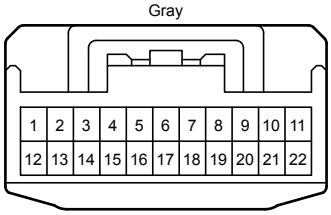

E 69
Gray

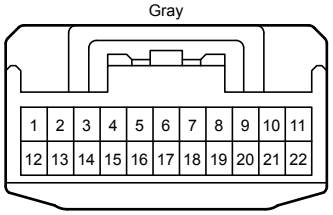

E 71
Gray

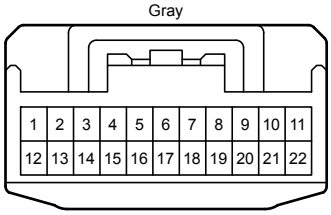

E 72
Gray

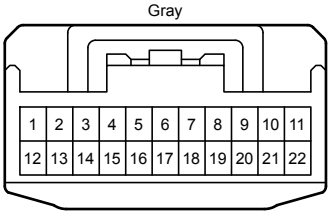

E 74
Gray

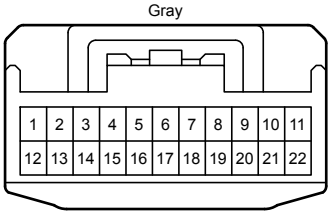

E 75
Gray

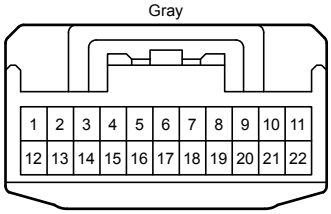

E 81
White

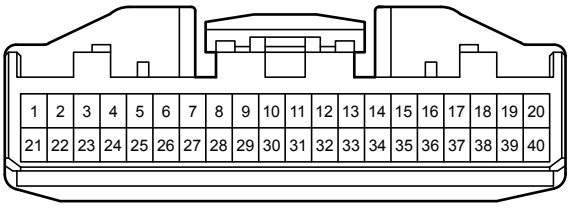

E 93
White

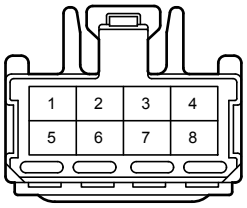

E 96
Black

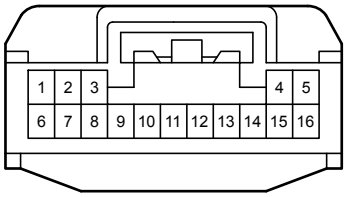

E115
White

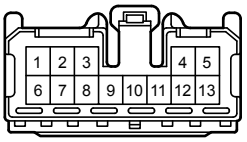

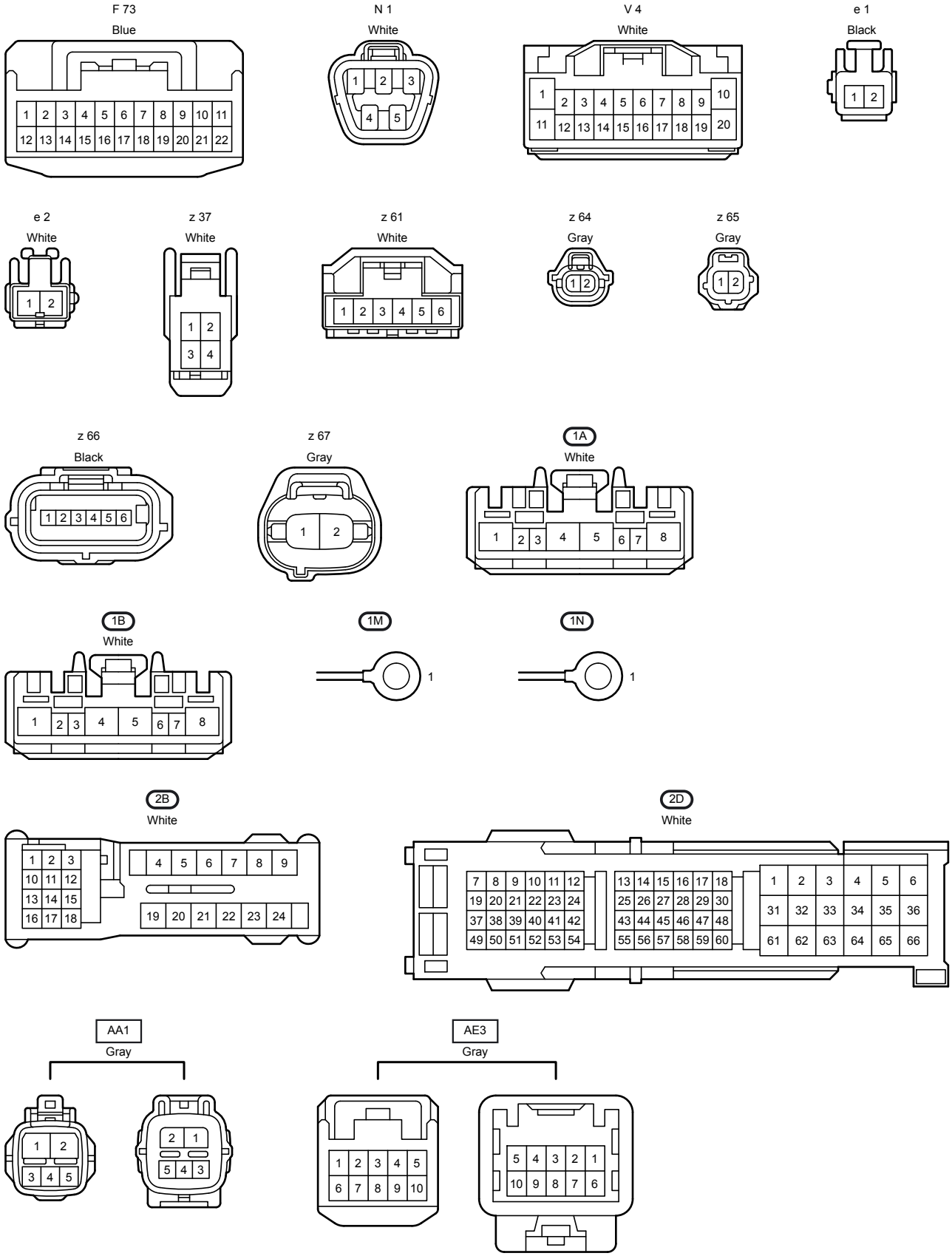
F 73
Blue
N 1
White
V 4
White
e 1
Black
e 2
White
z 37
White
z 61
White
z 64
Gray
z 65
Gray
z 66
Black
z 67
Gray
1A
White
1B
White
1M
1N
2B
White
2D
White
AA1
Gray
AE3
Gray

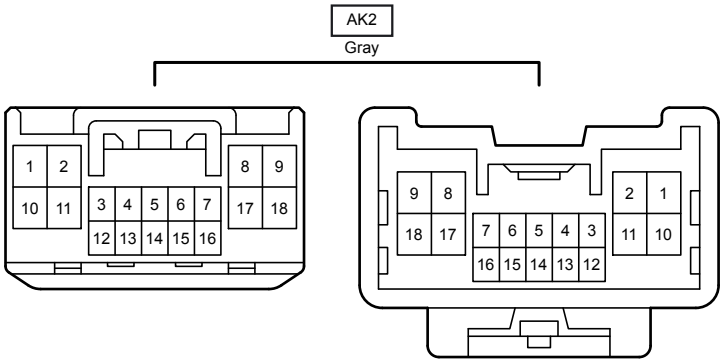
AK2
Gray

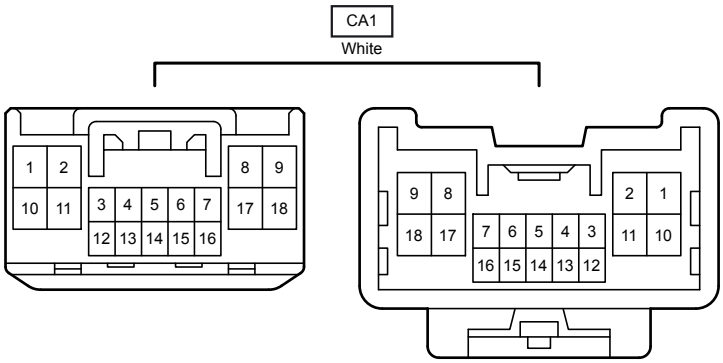
CA1
White

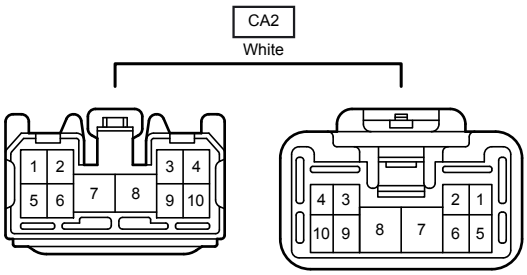
CA2
White

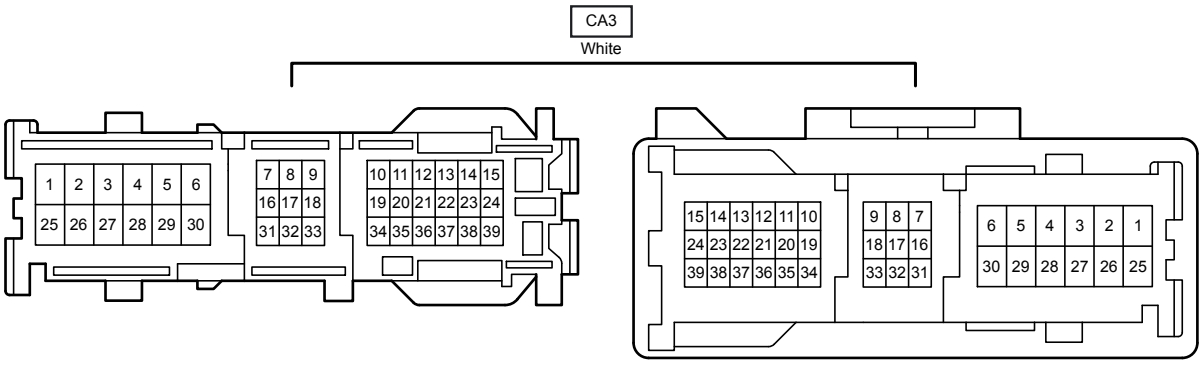
CA3
White

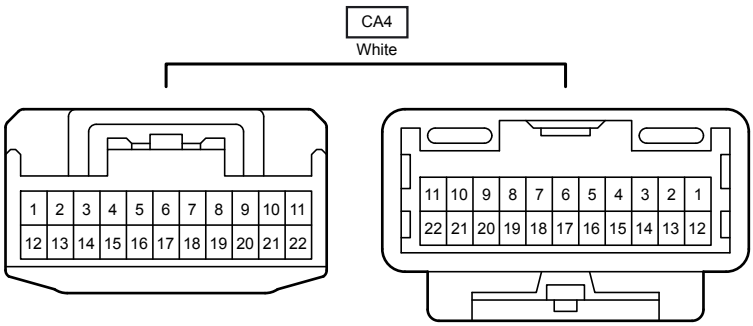
CA4
White

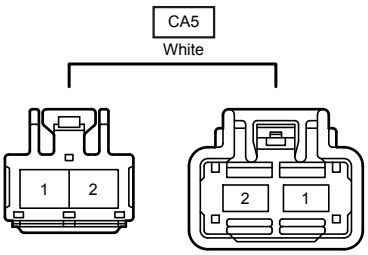
CA5
White

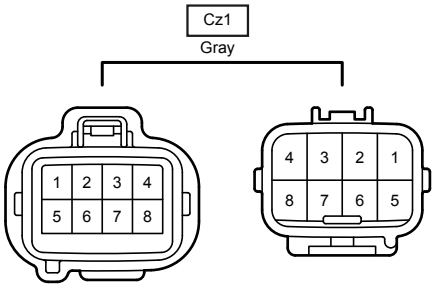
Cz1
Gray
1 2 3 4
5 6 7 8
4 3 2 1
8 7 6 5

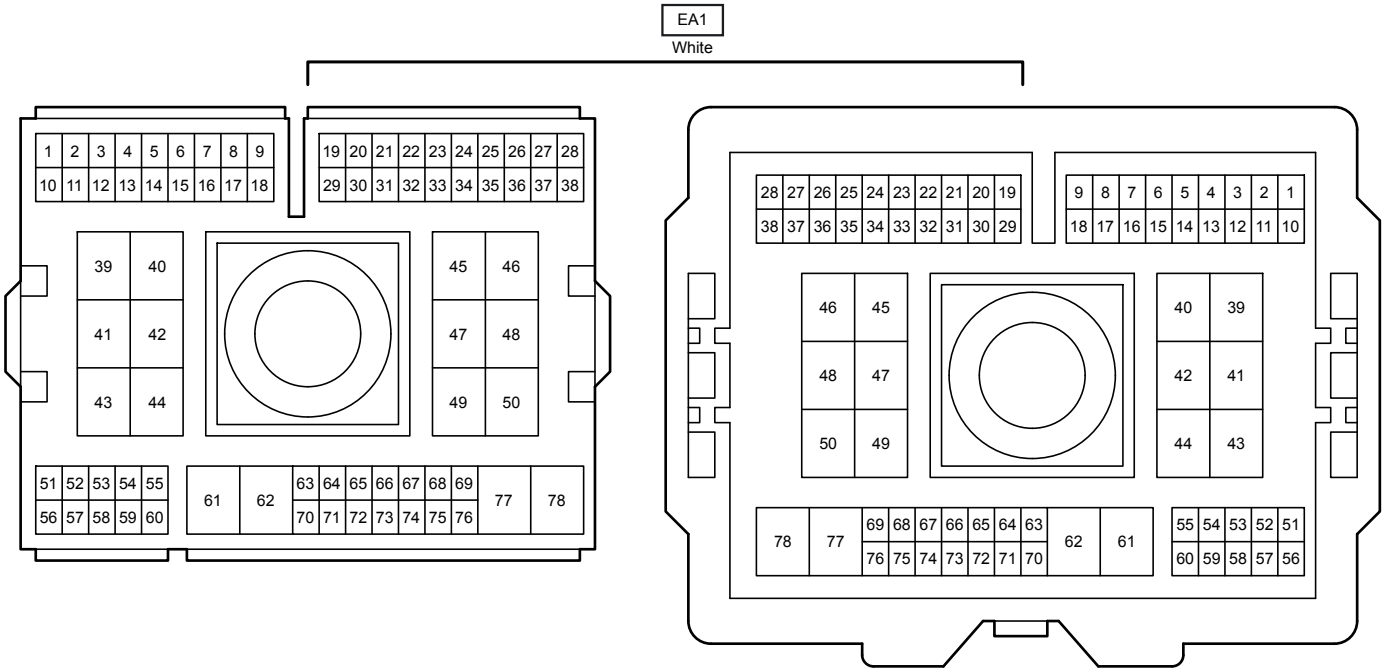
EA1
White
1 2 3 4 5 6 7 8 9
10 11 12 13 14 15 16 17 18
19 20 21 22 23 24 25 26 27 28
29 30 31 32 33 34 35 36 37 38
39 40
41 42
43 44
45 46
47 48
49 50
51 52 53 54 55
56 57 58 59 60
61 62
63 64 65 66 67 68 69
70 71 72 73 74 75 76
77 78
28 27 26 25 24 23 22 21 20 19
38 37 36 35 34 33 32 31 30 29
9 8 7 6 5 4 3 2 1
18 17 16 15 14 13 12 11 10
46 45
48 47
50 49
40 39
42 41
44 43
78 77
69 68 67 66 65 64 63
76 75 74 73 72 71 70
62 61
55 54 53 52 51
60 59 58 57 56

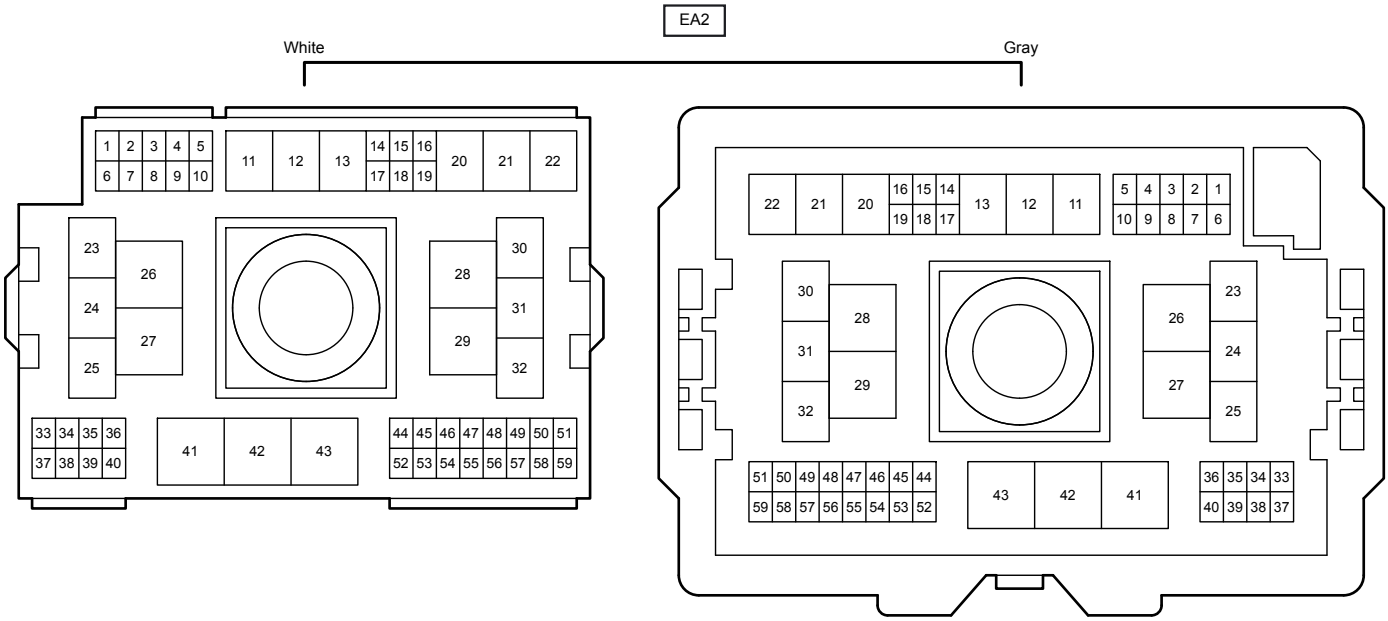
EA2
White
Gray
1 2 3 4 5
6 7 8 9 10
11 12 13
14 15 16
17 18 19
20 21 22
23
24
25
26
27
28
29
30
31
32
33 34 35 36
37 38 39 40
41 42 43
44 45 46 47 48 49 50 51
52 53 54 55 56 57 58 59
22 21 20
16 15 14
19 18 17
13 12 11
5 4 3 2 1
10 9 8 7 6
30
31
32
28
29
26
27
23
24
25
51 50 49 48 47 46 45 44
59 58 57 56 55 54 53 52
43 42 41
36 35 34 33
40 39 38 37

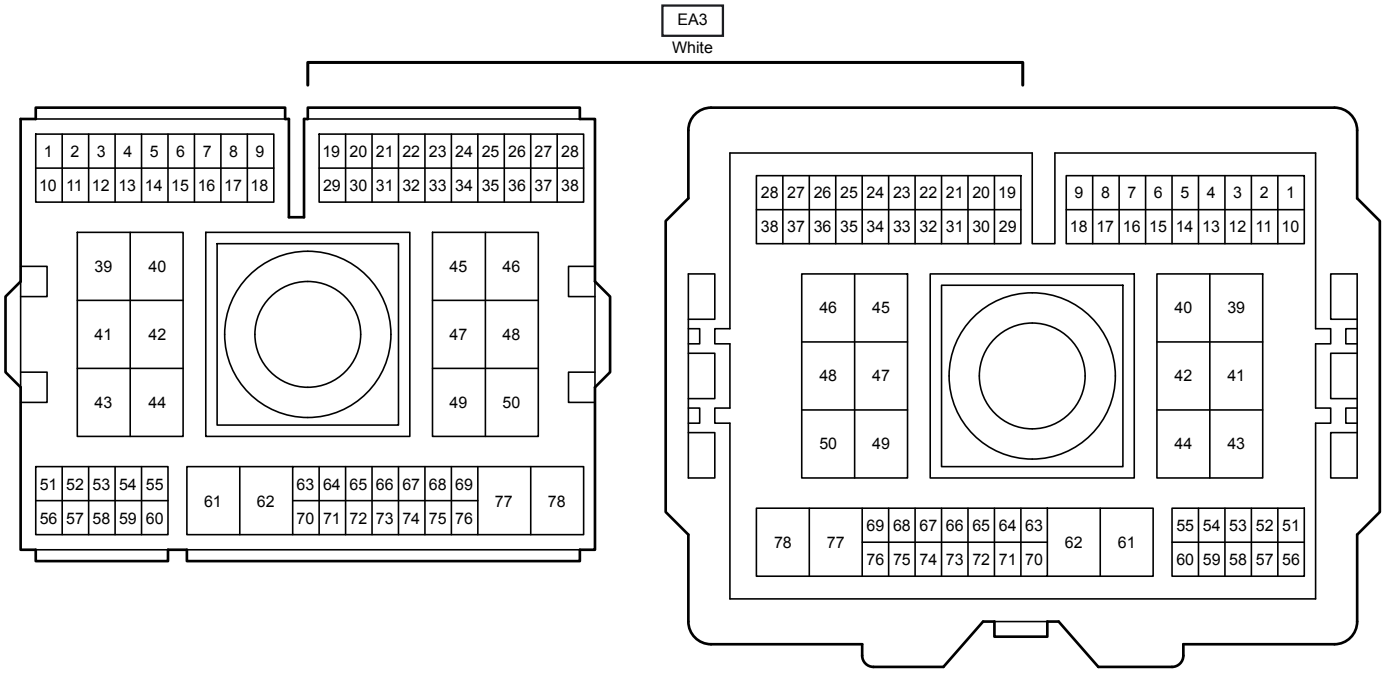
EA3
White

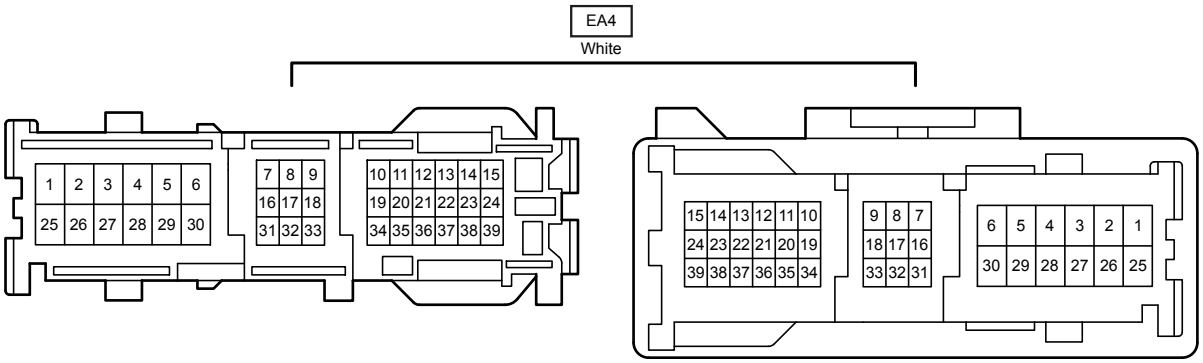
EA4
White

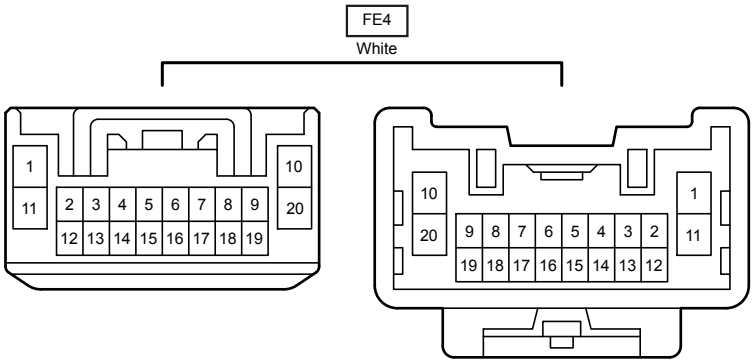
FE4
White

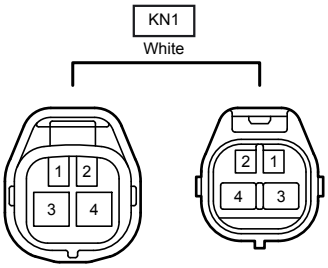
KN1
White

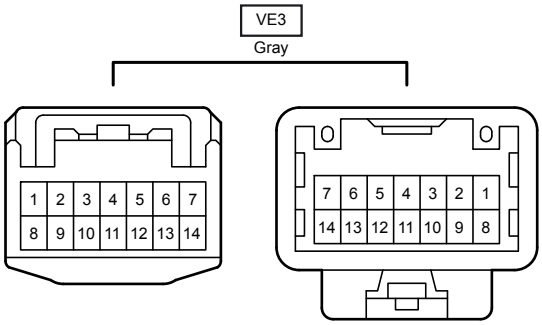
VE3
Gray

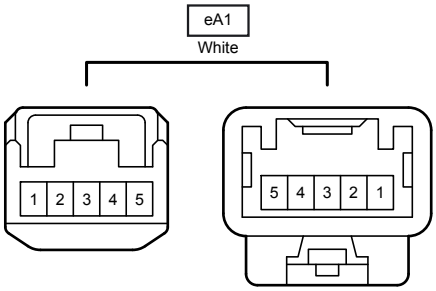
eA1
White

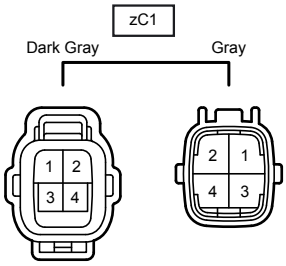
zC1
Dark Gray
Gray
1
2
3
4
2
1
4
3