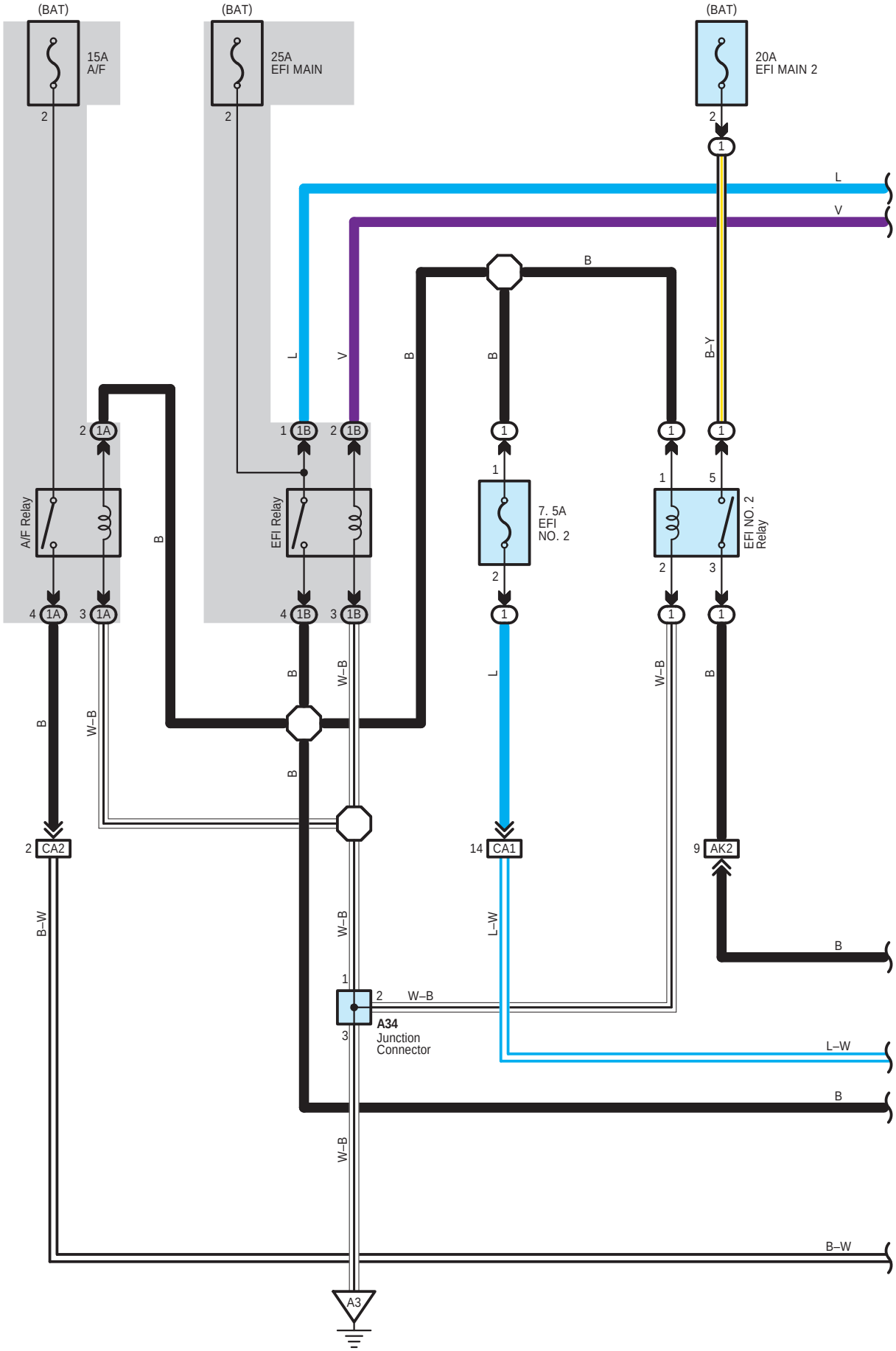
(BAT)
15A
A/F
(BAT)
25A
EFI MAIN
(BAT)
20A
EFI MAIN 2
A/F Relay
EFI Relay
7. 5A
EFI
NO. 2
EFI NO. 2
Relay
CA2
CA1
AK2
A34
Junction
Connector
A3
L
V
B
B–Y
W–B
L–W
B–W

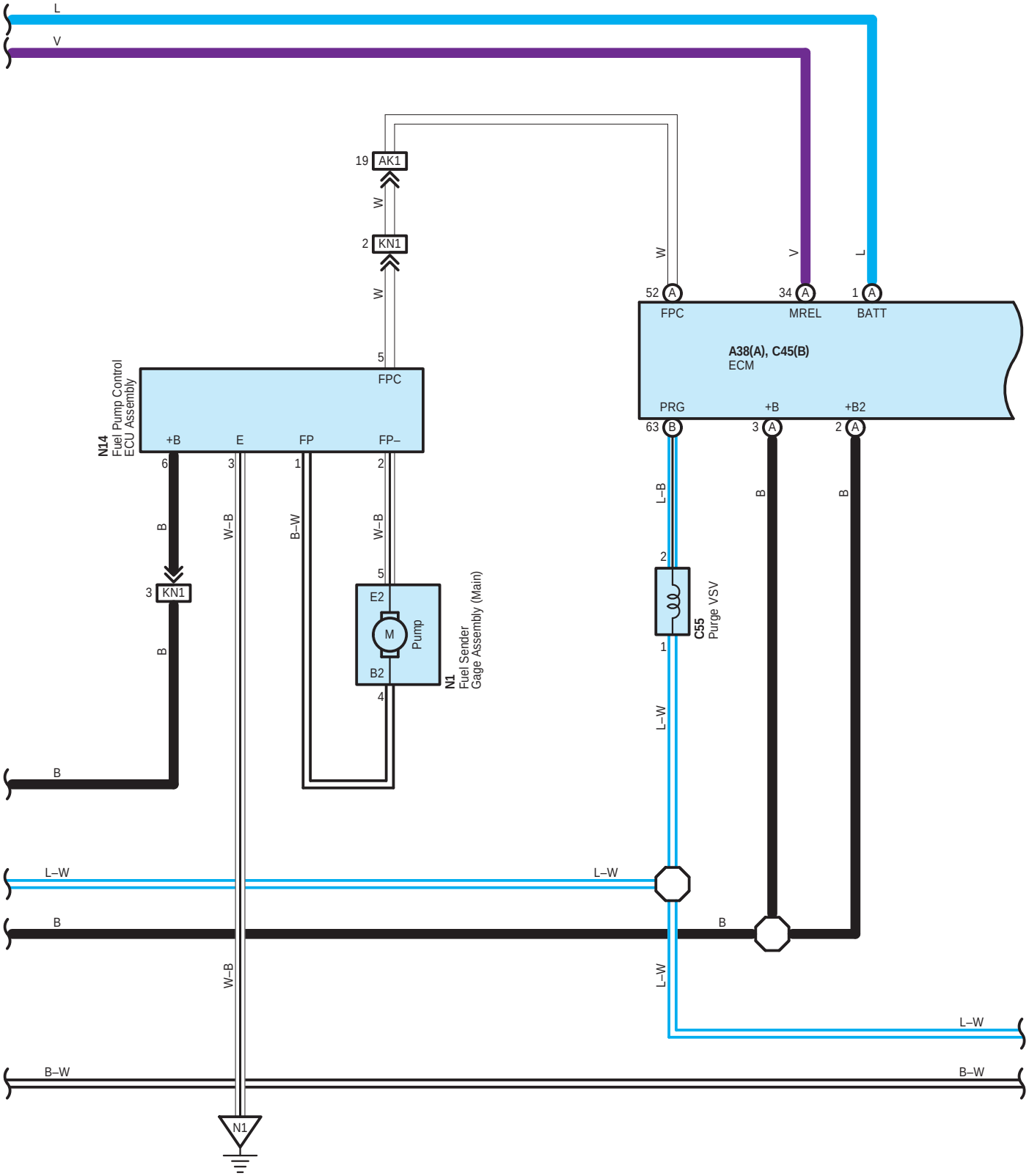
L
V
19 AK1
W
2 KN1
W
5
FPC
N14
Fuel Pump Control
ECU Assembly
+B
E
FP
FP–
6
3
1
2
B
W–B
B–W
W–B
3 KN1
B
5
E2
M
Pump
B2
4
N1
Fuel Sender
Gage Assembly (Main)
B
W
V
L
52 A
34 A
1 A
FPC
MREL
BATT
A38(A), C45(B)
ECM
PRG
+B
+B2
63 B
3 A
2 A
L–B
B
B
2
1
C55
Purge VSV
L–W
L–W
L–W
B
B
L–W
W–B
L–W
B–W
B–W
N1

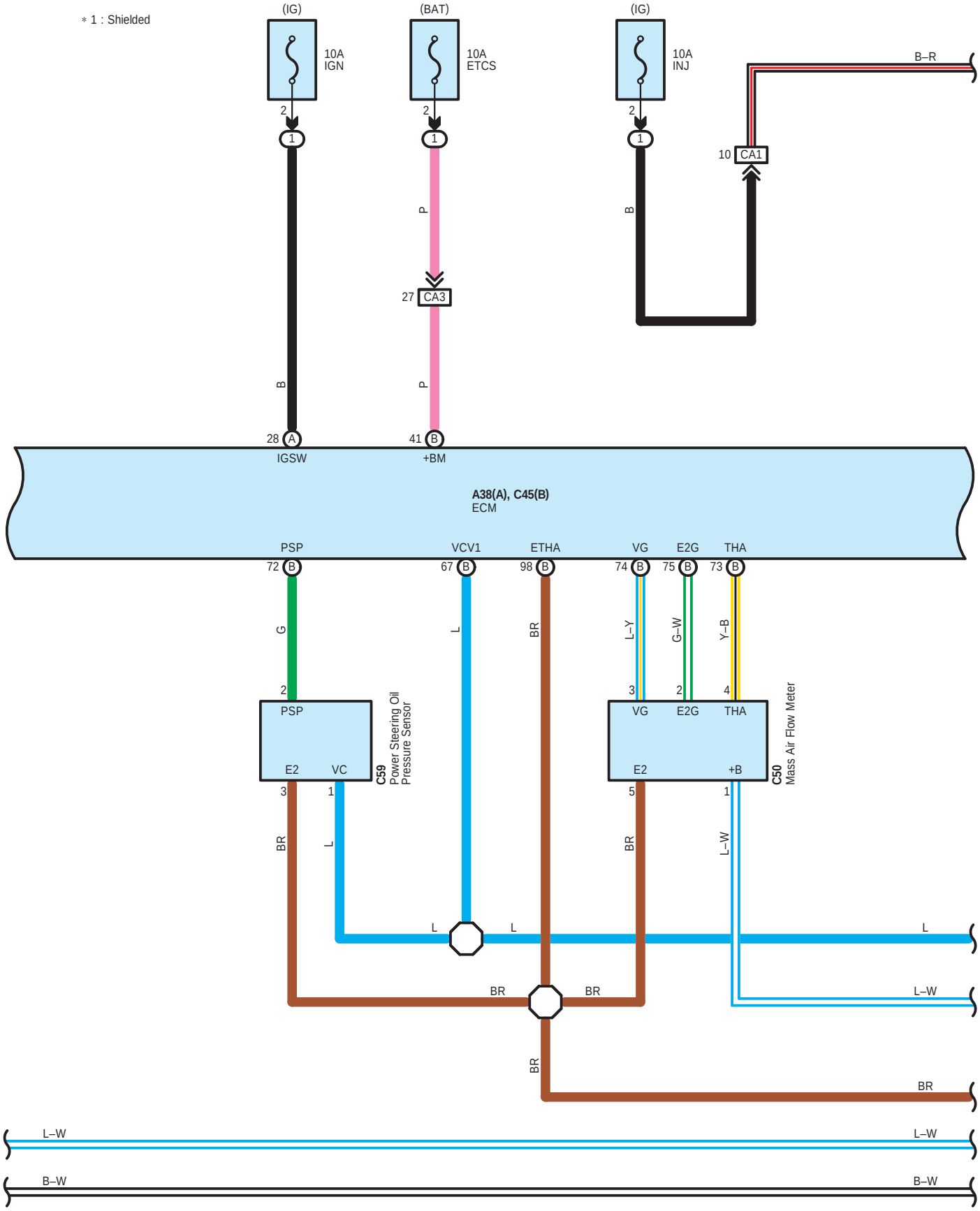
* 1 : Shielded
(IG)
10A
IGN
(BAT)
10A
ETCS
(IG)
10A
INJ
B–R
CA1
CA3
IGSW
+BM
A38(A), C45(B)
ECM
PSP
VCV1
ETHA
VG
E2G
THA
C59
Power Steering Oil
Pressure Sensor
C50
Mass Air Flow Meter
E2
VC
+B
L–W
B–W

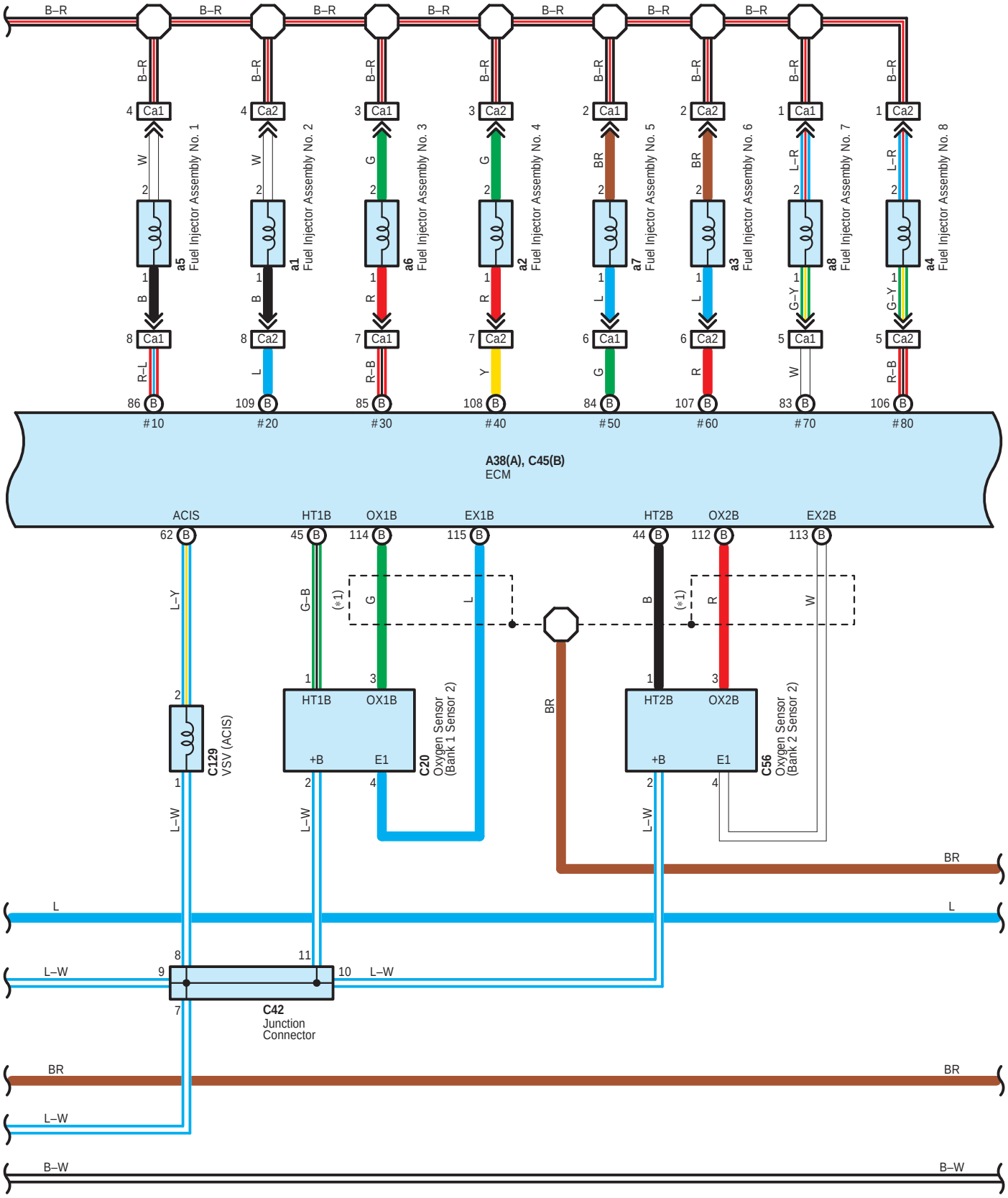
a5 Fuel Injector Assembly No. 1
a1 Fuel Injector Assembly No. 2
a6 Fuel Injector Assembly No. 3
a2 Fuel Injector Assembly No. 4
a7 Fuel Injector Assembly No. 5
a3 Fuel Injector Assembly No. 6
a8 Fuel Injector Assembly No. 7
a4 Fuel Injector Assembly No. 8
#10
#20
#30
#40
#50
#60
#70
#80
A38(A), C45(B)
ECM
ACIS
HT1B
OX1B
EX1B
HT2B
OX2B
EX2B
C129
VSV (ACIS)
C20
Oxygen Sensor
(Bank 1 Sensor 2)
C56
Oxygen Sensor
(Bank 2 Sensor 2)
C42
Junction
Connector

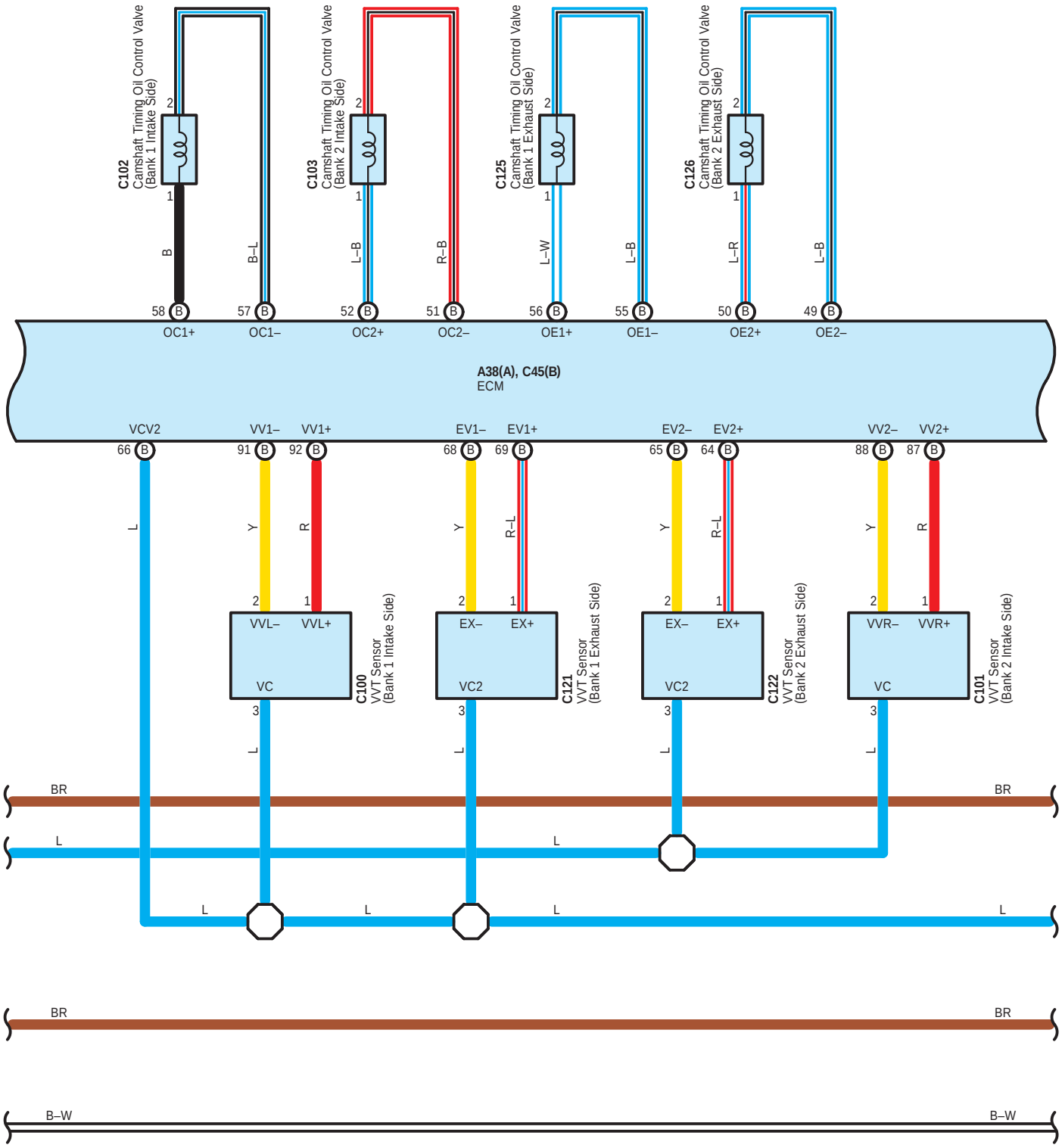
C102
Camshaft Timing Oil Control Valve
(Bank 1 Intake Side)
C103
Camshaft Timing Oil Control Valve
(Bank 2 Intake Side)
C125
Camshaft Timing Oil Control Valve
(Bank 1 Exhaust Side)
C126
Camshaft Timing Oil Control Valve
(Bank 2 Exhaust Side)
B
B–L
L–B
R–B
L–W
L–B
L–R
L–B
58 B OC1+
57 B OC1–
52 B OC2+
51 B OC2–
56 B OE1+
55 B OE1–
50 B OE2+
49 B OE2–
A38(A), C45(B)
ECM
VCV2
66 B
VV1–
91 B
VV1+
92 B
EV1–
68 B
EV1+
69 B
EV2–
65 B
EV2+
64 B
VV2–
88 B
VV2+
87 B
L
Y
R
R–L
VVL–
VVL+
VC
C100
VVT Sensor
(Bank 1 Intake Side)
EX–
EX+
VC2
C121
VVT Sensor
(Bank 1 Exhaust Side)
C122
VVT Sensor
(Bank 2 Exhaust Side)
VVR–
VVR+
C101
VVT Sensor
(Bank 2 Intake Side)
BR
B–W

＊1 : Shielded

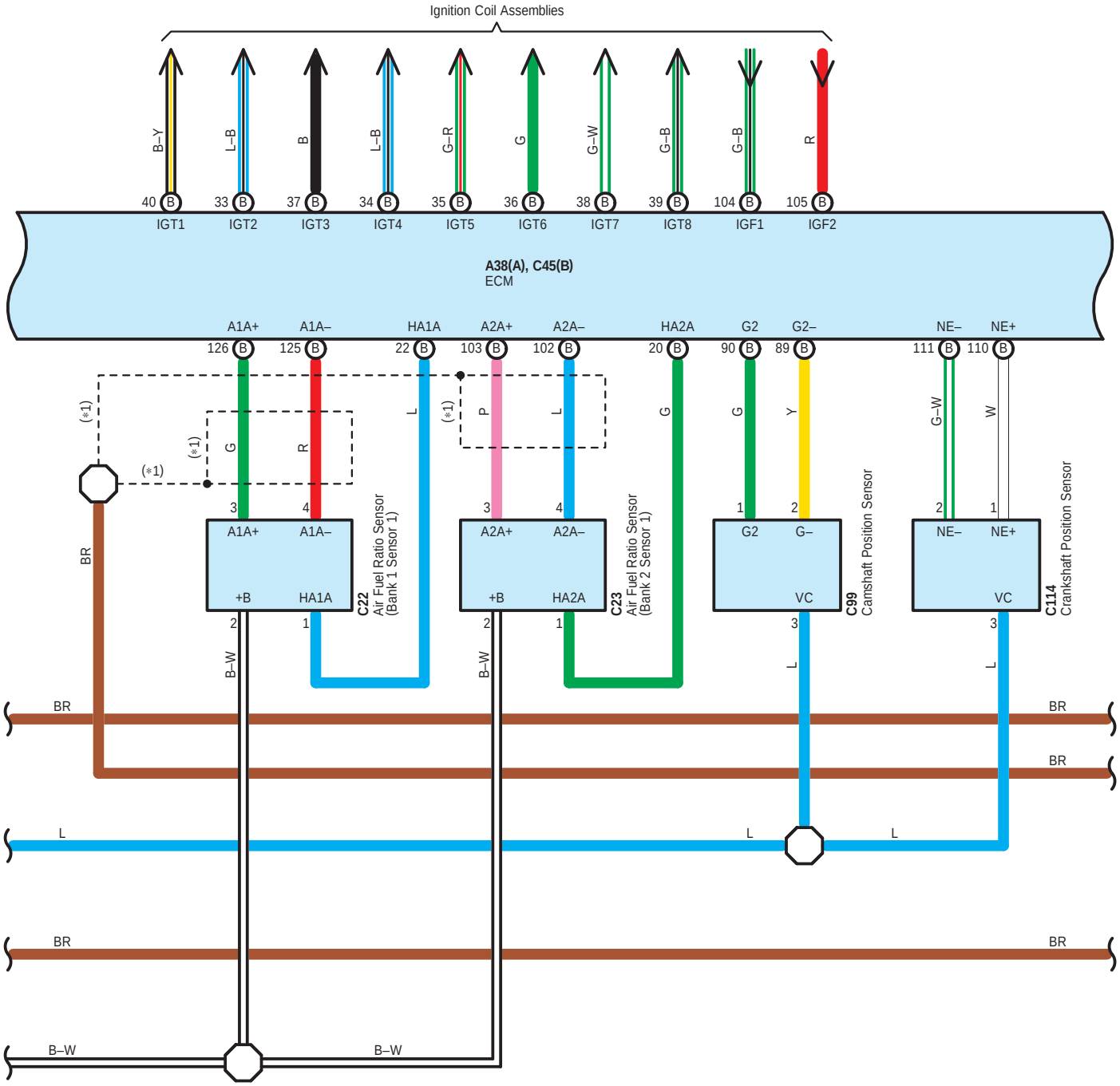
Ignition Coil Assemblies
B–Y
L–B
B
L–B
G–R
G
G–W
G–B
G–B
R
40 B IGT1
33 B IGT2
37 B IGT3
34 B IGT4
35 B IGT5
36 B IGT6
38 B IGT7
39 B IGT8
104 B IGF1
105 B IGF2
A38(A), C45(B)
ECM
A1A+ 126 B
A1A– 125 B
HA1A 22 B
A2A+ 103 B
A2A– 102 B
HA2A 20 B
G2 90 B
G2– 89 B
NE– 111 B
NE+ 110 B
(＊1)
G
R
L
P
L
G
G
Y
G–W
W
BR
3 A1A+
4 A1A–
2 +B
1 HA1A
C22
Air Fuel Ratio Sensor
(Bank 1 Sensor 1)
3 A2A+
4 A2A–
2 +B
1 HA2A
C23
Air Fuel Ratio Sensor
(Bank 2 Sensor 1)
1 G2
2 G–
3 VC
C99
Camshaft Position Sensor
2 NE–
1 NE+
3 VC
C114
Crankshaft Position Sensor
B–W
L
BR
L
B–W

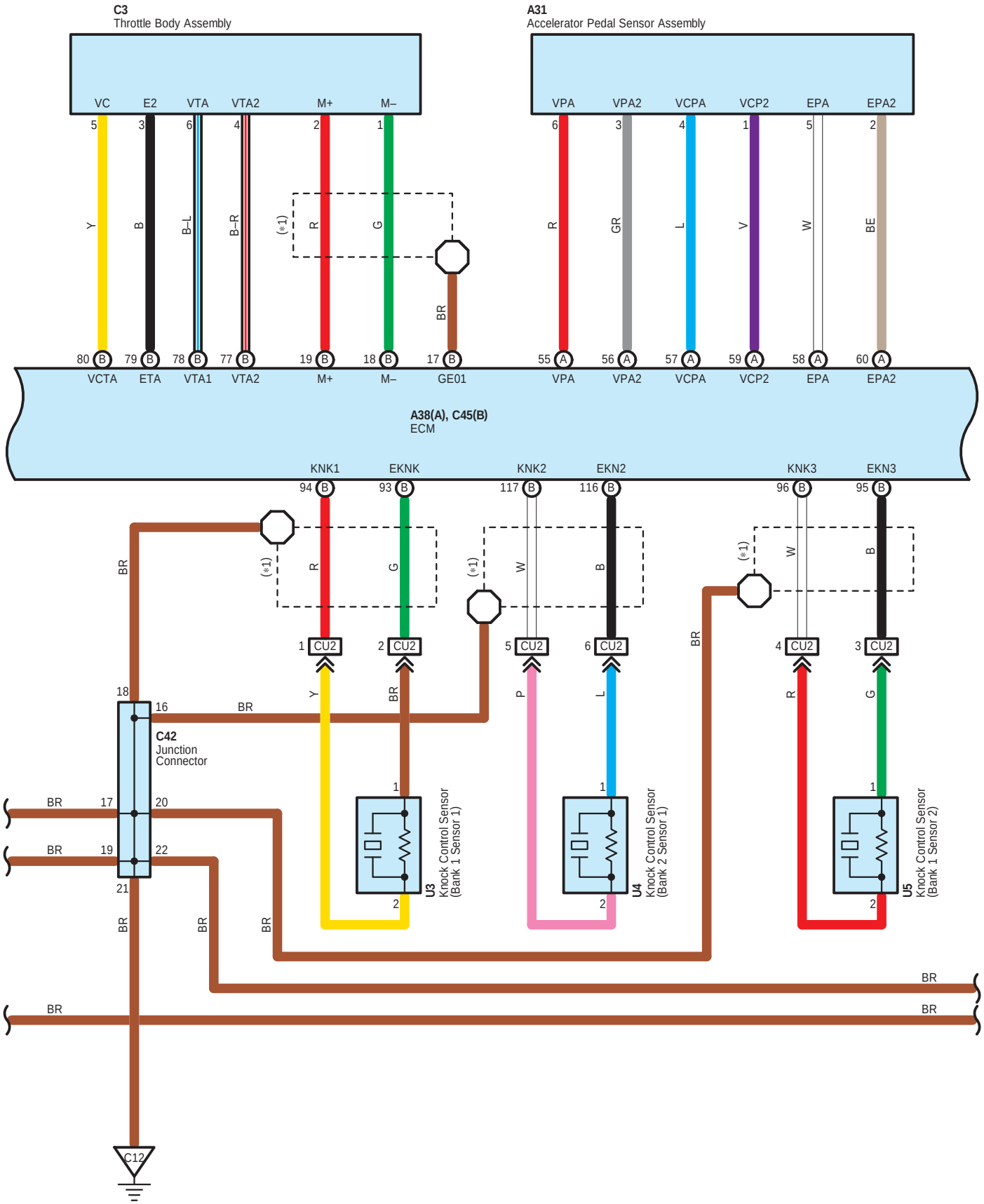
C3
Throttle Body Assembly
VC
E2
VTA
VTA2
M+
M–
A31
Accelerator Pedal Sensor Assembly
VPA
VPA2
VCPA
VCP2
EPA
EPA2
VCTA
ETA
VTA1
VTA2
M+
M–
GE01
VPA
VPA2
VCPA
VCP2
EPA
EPA2
A38(A), C45(B)
ECM
KNK1
EKNK
KNK2
EKN2
KNK3
EKN3
CU2
C42
Junction
Connector
U3
Knock Control Sensor
(Bank 1 Sensor 1)
U4
Knock Control Sensor
(Bank 2 Sensor 1)
U5
Knock Control Sensor
(Bank 1 Sensor 2)
C12

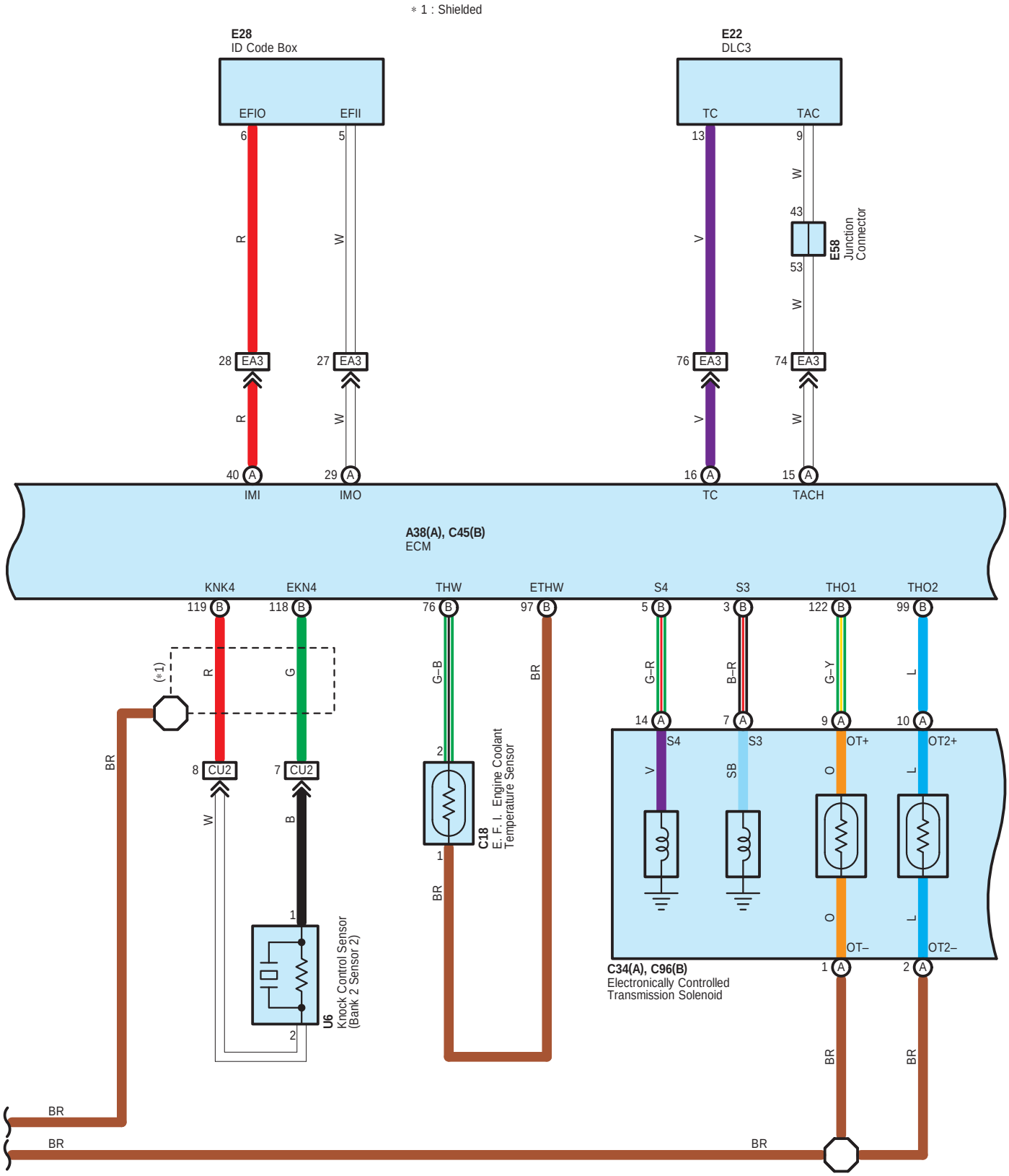
* 1 : Shielded
E28
ID Code Box
EFIO
EFII
E22
DLC3
TC
TAC
E58
Junction Connector
EA3
IMI
IMO
TC
TACH
A38(A), C45(B)
ECM
KNK4
EKN4
THW
ETHW
S4
S3
THO1
THO2
CU2
U6
Knock Control Sensor (Bank 2 Sensor 2)
C18
E. F. I. Engine Coolant Temperature Sensor
OT+
OT–
OT2+
OT2–
C34(A), C96(B)
Electronically Controlled Transmission Solenoid
BR

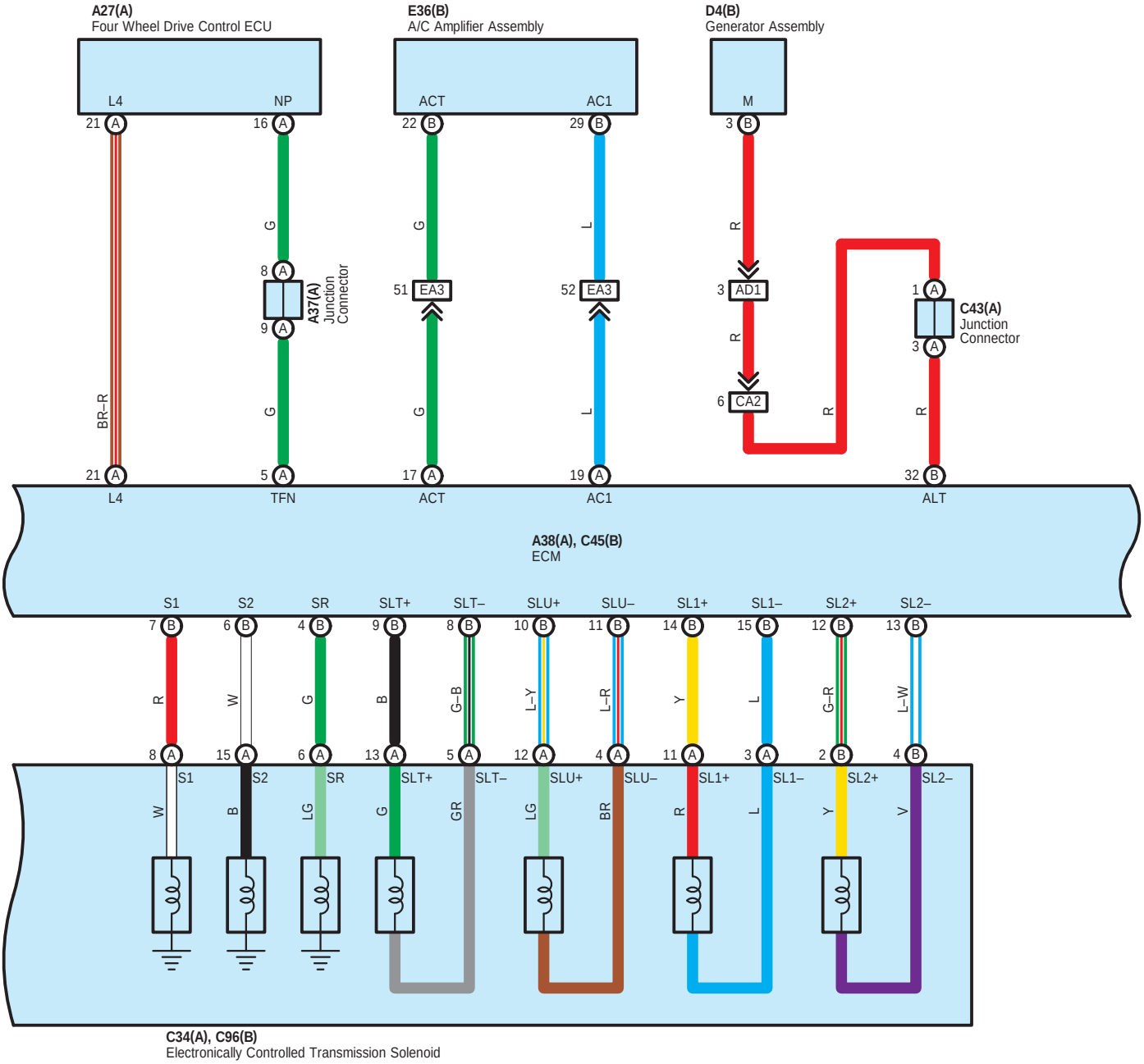
A27(A)
Four Wheel Drive Control ECU
L4
NP
21 A
16 A
E36(B)
A/C Amplifier Assembly
ACT
AC1
22 B
29 B
D4(B)
Generator Assembly
M
3 B
G
L
R
8 A
9 A
A37(A)
Junction
Connector
51 EA3
52 EA3
3 AD1
6 CA2
1 A
3 A
C43(A)
Junction
Connector
BR–R
21 A
5 A
17 A
19 A
32 B
L4
TFN
ACT
AC1
ALT
A38(A), C45(B)
ECM
S1
S2
SR
SLT+
SLT–
SLU+
SLU–
SL1+
SL1–
SL2+
SL2–
7 B
6 B
4 B
9 B
8 B
10 B
11 B
14 B
15 B
12 B
13 B
R
W
G
B
G–B
L–Y
L–R
Y
L
G–R
L–W
8 A
15 A
6 A
13 A
5 A
12 A
4 A
11 A
3 A
2 B
4 B
W
B
LG
G
GR
LG
BR
R
L
Y
V
C34(A), C96(B)
Electronically Controlled Transmission Solenoid

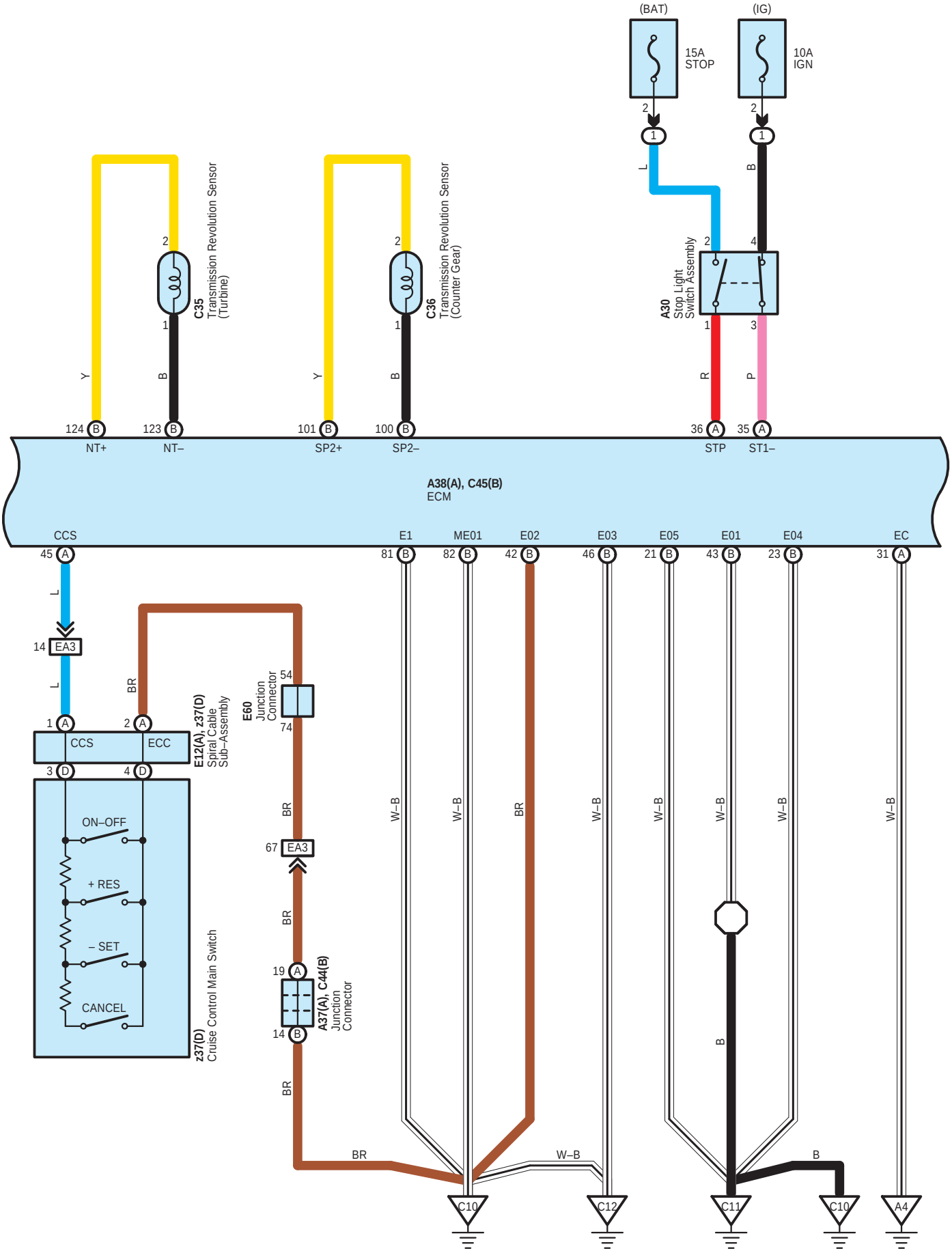
(BAT)
(IG)
15A
STOP
10A
IGN
C35
Transmission Revolution Sensor
(Turbine)
C36
Transmission Revolution Sensor
(Counter Gear)
A30
Stop Light
Switch Assembly
124 B NT+
123 B NT–
101 B SP2+
100 B SP2–
36 A STP
35 A ST1–
A38(A), C45(B)
ECM
CCS
E1
ME01
E02
E03
E05
E01
E04
EC
45 A
81 B
82 B
42 B
46 B
21 B
43 B
23 B
31 A
14 EA3
E12(A), z37(D)
Spiral Cable
Sub–Assembly
CCS
ECC
E60
Junction
Connector
54
74
67 EA3
ON–OFF
+ RES
– SET
CANCEL
z37(D)
Cruise Control Main Switch
19 A
14 B
A37(A), C44(B)
Junction
Connector
W–B
BR
B
C10
C12
C11
C10
A4

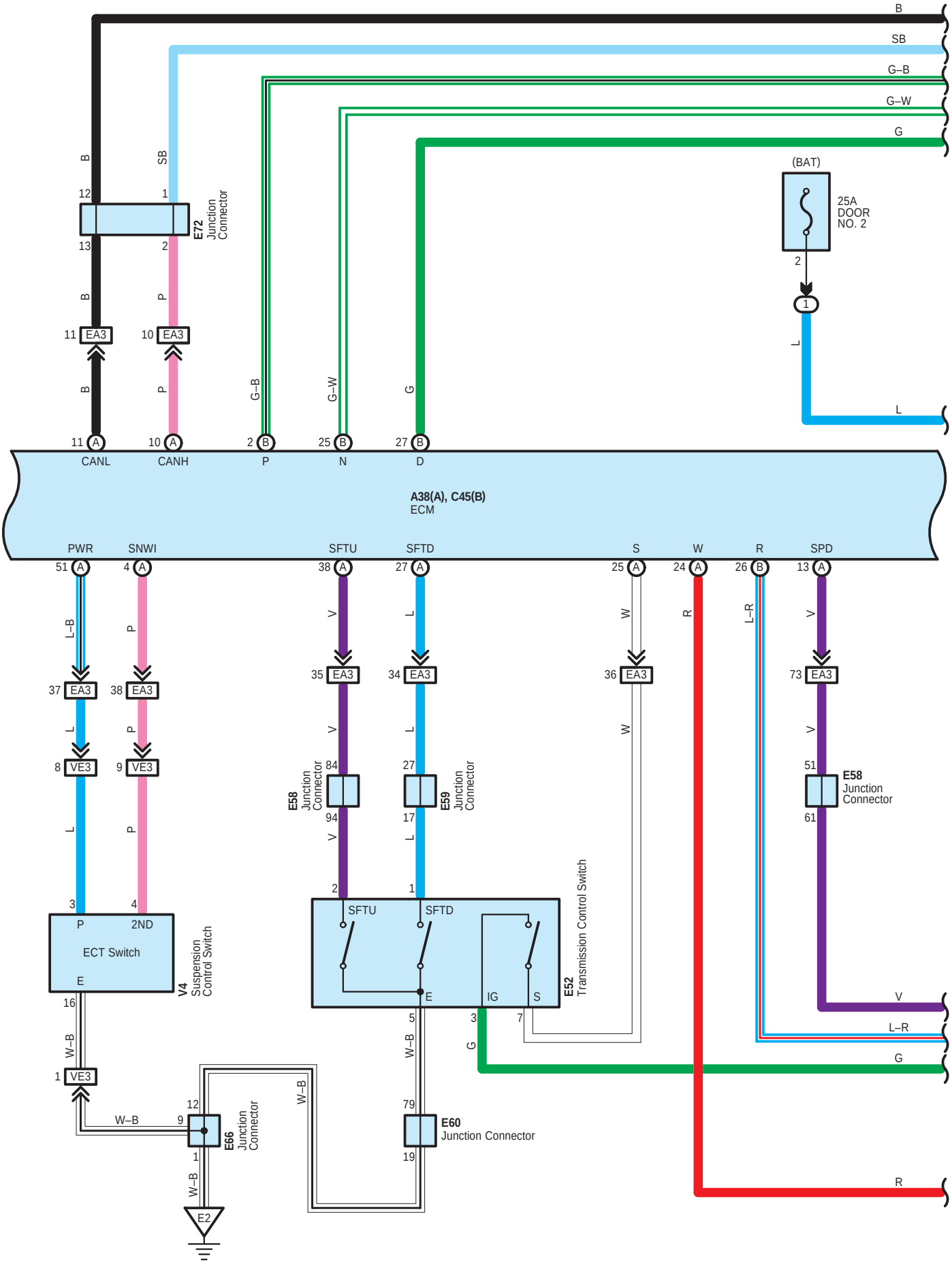
B
SB
G–B
G–W
G
(BAT)
25A
DOOR
NO. 2
E72
Junction
Connector
EA3
CANL
CANH
P
N
D
A38(A), C45(B)
ECM
PWR
SNWI
SFTU
SFTD
S
W
R
SPD
VE3
ECT Switch
V4
Suspension
Control Switch
E58
Junction
Connector
E59
Junction
Connector
E52
Transmission Control Switch
IG
E66
Junction
Connector
E60
Junction Connector
E2
L–B
L–R
W–B

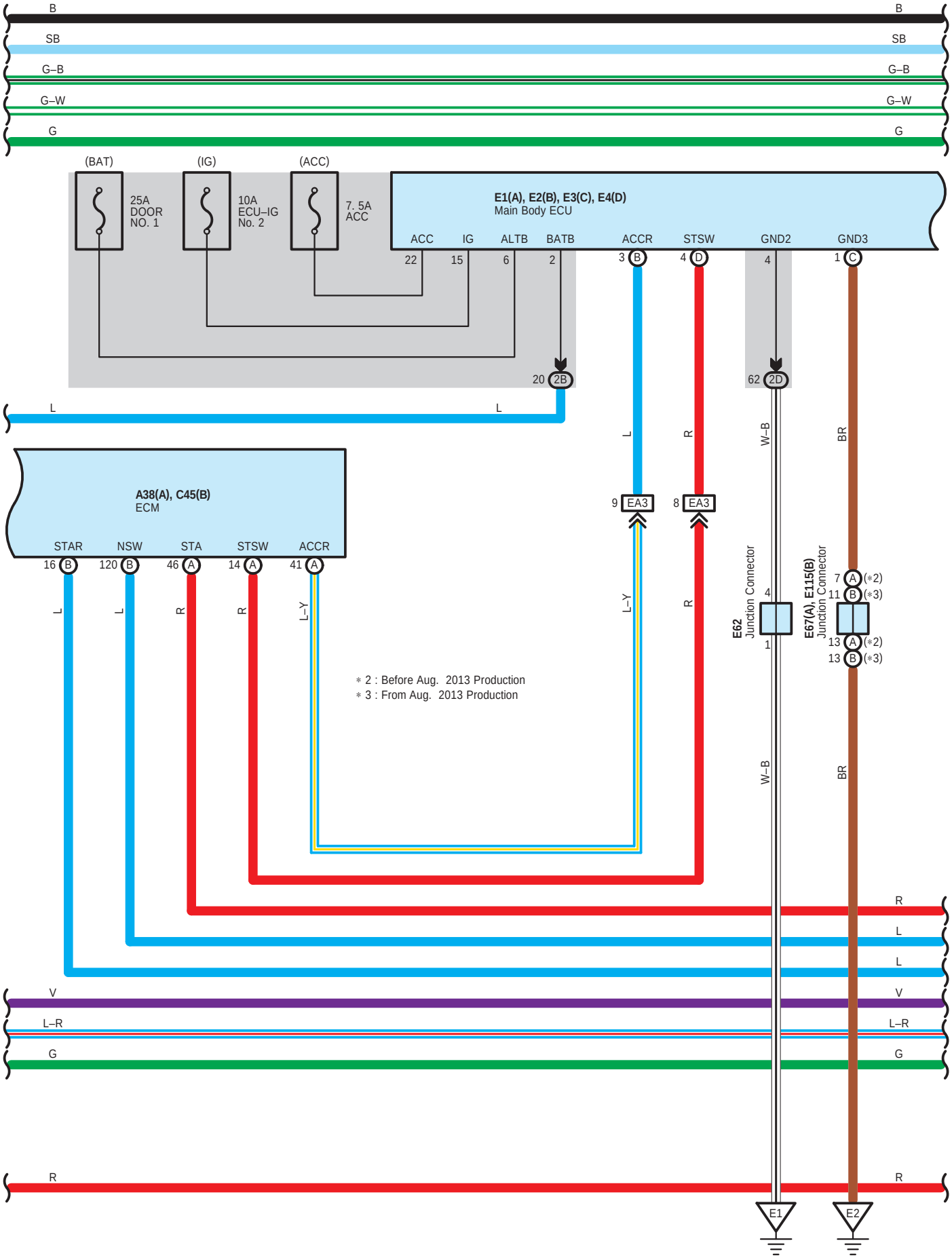
B
SB
G–B
G–W
G
(BAT)
(IG)
(ACC)
25A
DOOR
NO. 1
10A
ECU–IG
No. 2
7. 5A
ACC
E1(A), E2(B), E3(C), E4(D)
Main Body ECU
ACC
IG
ALTB
BATB
ACCR
STSW
GND2
GND3
22
15
6
2
3 B
4 D
4
1 C
20 2B
62 2D
L
R
W–B
BR
A38(A), C45(B)
ECM
STAR
NSW
STA
STSW
ACCR
16 B
120 B
46 A
14 A
41 A
9 EA3
8 EA3
L–Y
E62
Junction Connector
E67(A), E115(B)
Junction Connector
7 A (∗2)
11 B (∗3)
13 A (∗2)
13 B (∗3)
∗ 2 : Before Aug. 2013 Production
∗ 3 : From Aug. 2013 Production
V
L–R
E1
E2

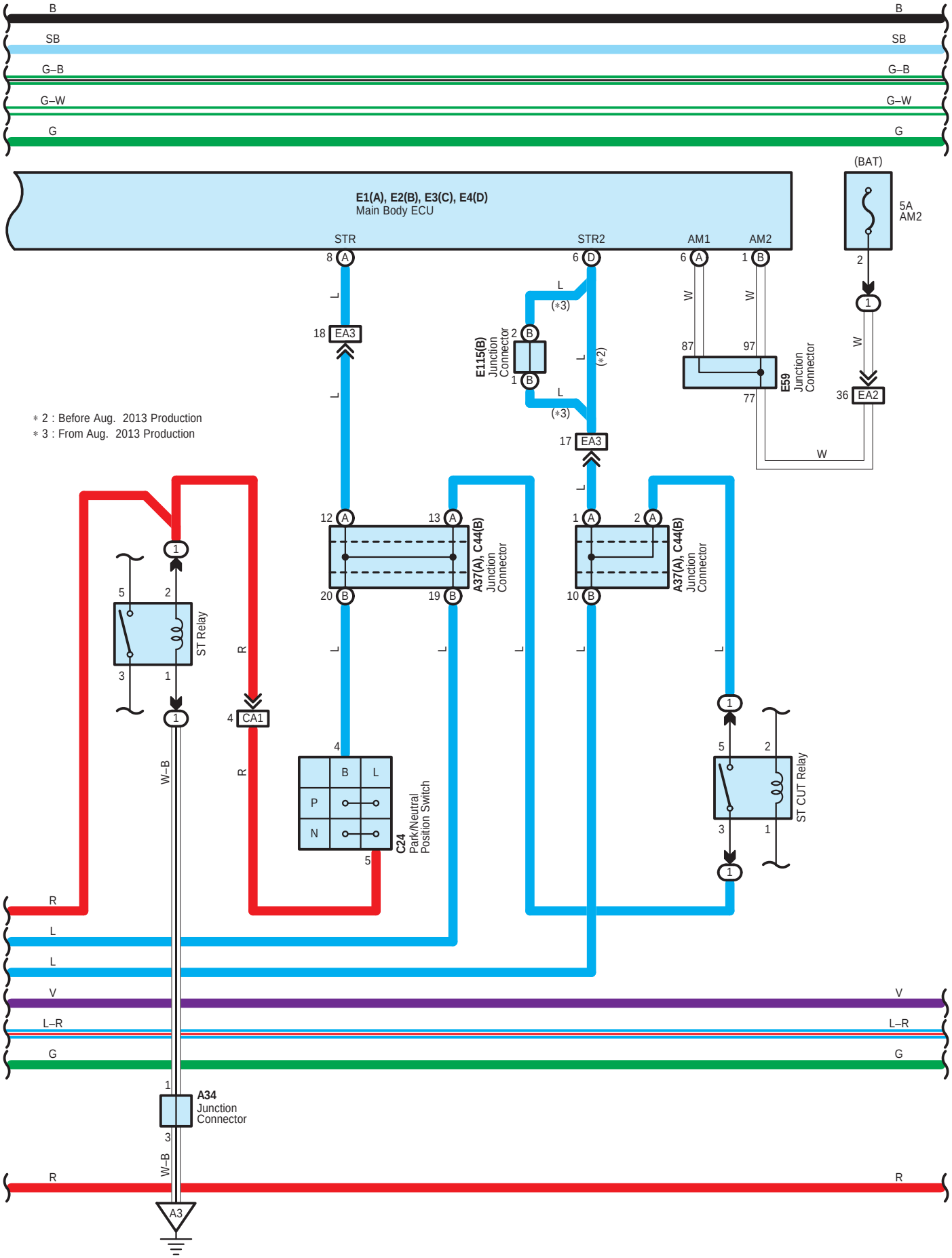
B
SB
G–B
G–W
G
E1(A), E2(B), E3(C), E4(D)
Main Body ECU
STR
STR2
AM1
AM2
(BAT)
5A
AM2
EA3
EA2
E115(B)
Junction
Connector
E59
Junction
Connector
(*3)
(*2)
* 2 : Before Aug. 2013 Production
* 3 : From Aug. 2013 Production
A37(A), C44(B)
Junction
Connector
ST Relay
CA1
C24
Park/Neutral
Position Switch
ST CUT Relay
W–B
R
L
V
L–R
A34
Junction
Connector
A3

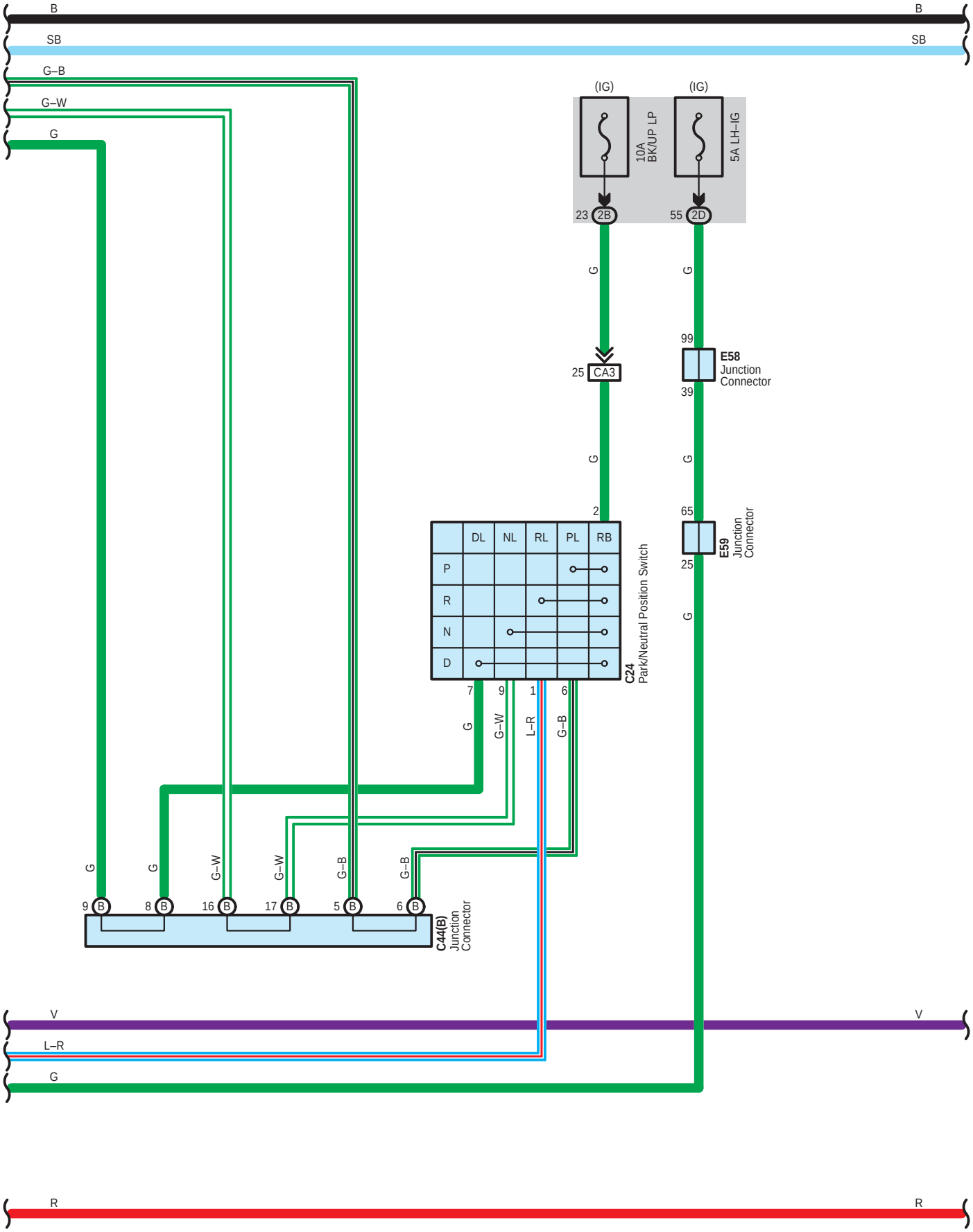
B
SB
G–B
G–W
G
(IG)
10A
BK/UP LP
5A LH–IG
23 2B
55 2D
25 CA3
99
E58
Junction
Connector
39
2
65
E59
Junction
Connector
25
DL NL RL PL RB
P
R
N
D
C24
Park/Neutral Position Switch
7 9 1 6
G–W
L–R
9 B 8 B 16 B 17 B 5 B 6 B
C44(B)
Junction
Connector
V
L–R
R

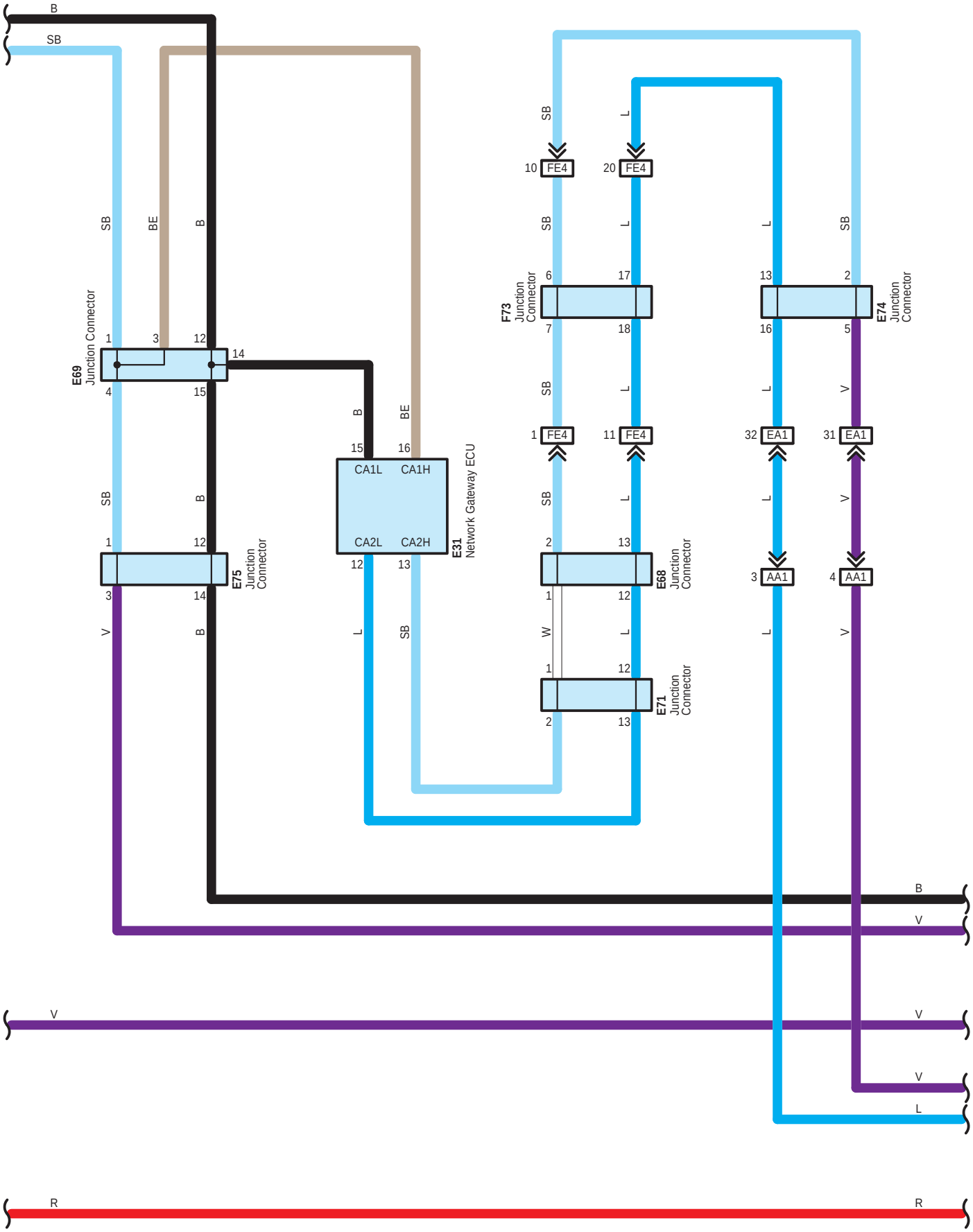
B
SB
SB
BE
B
E69
Junction Connector
1
3
12
14
4
15
B
BE
15
16
CA1L
CA1H
CA2L
CA2H
12
13
E31
Network Gateway ECU
SB
B
1
12
E75
Junction
Connector
3
14
V
B
L
SB
SB
L
10
FE4
20
FE4
SB
L
L
SB
6
17
13
2
F73
Junction
Connector
E74
Junction
Connector
7
18
16
5
SB
L
L
V
1
FE4
11
FE4
32
EA1
31
EA1
SB
L
L
V
2
13
E68
Junction
Connector
3
AA1
4
AA1
1
12
W
L
L
V
1
12
E71
Junction
Connector
2
13
B
V
V
V
V
L
R
R

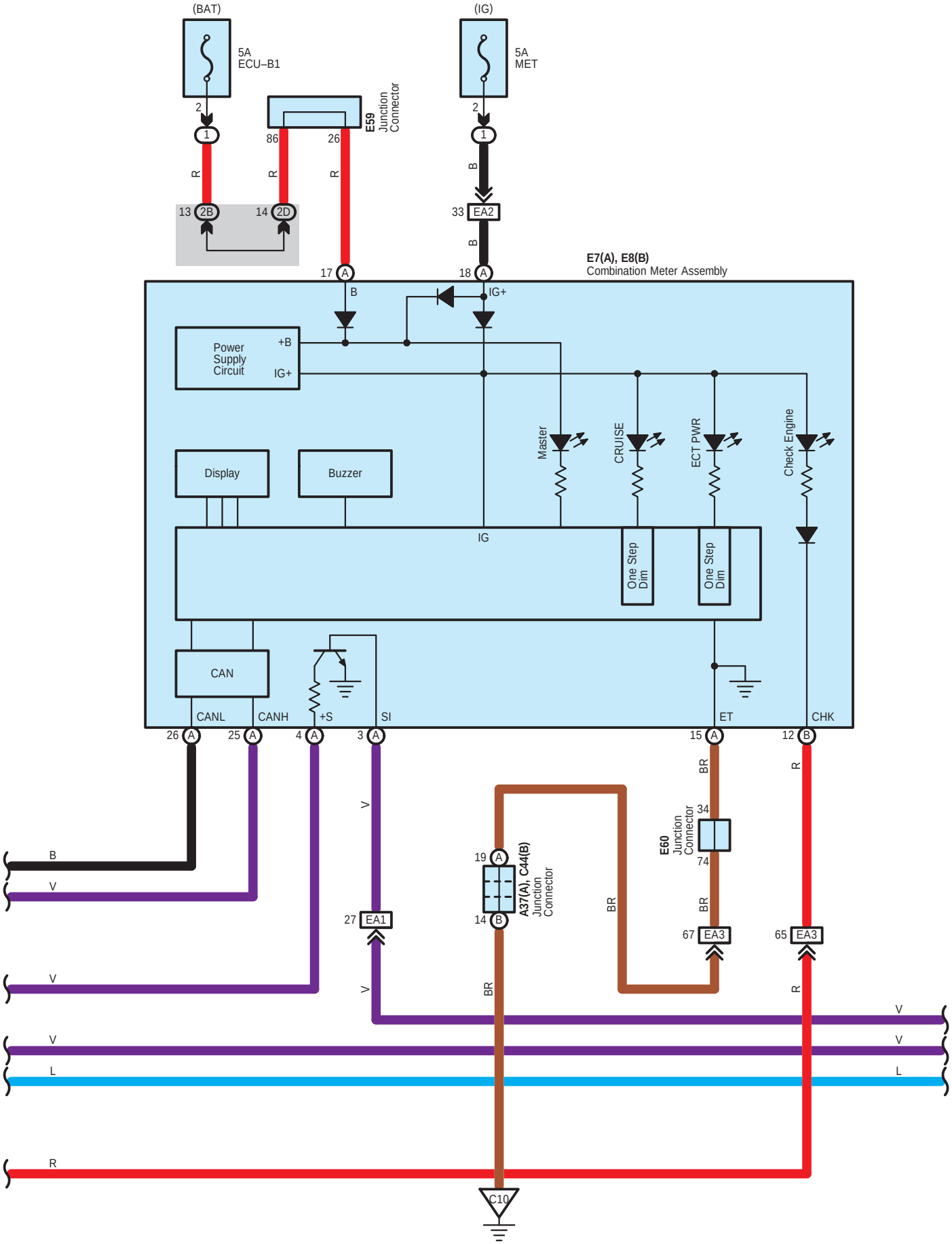
(BAT)
5A
ECU–B1
(IG)
5A
MET
E59
Junction
Connector
86
26
2
1
R
13 2B
14 2D
33 EA2
B
17 A
18 A
E7(A), E8(B)
Combination Meter Assembly
IG+
Power
Supply
Circuit
+B
IG+
Master
CRUISE
ECT PWR
Check Engine
Display
Buzzer
IG
One Step
Dim
CAN
CANL
CANH
+S
SI
ET
CHK
26 A
25 A
4 A
3 A
15 A
12 B
BR
34
74
E60
Junction
Connector
19 A
14 B
A37(A), C44(B)
Junction
Connector
27 EA1
67 EA3
65 EA3
V
L
C10

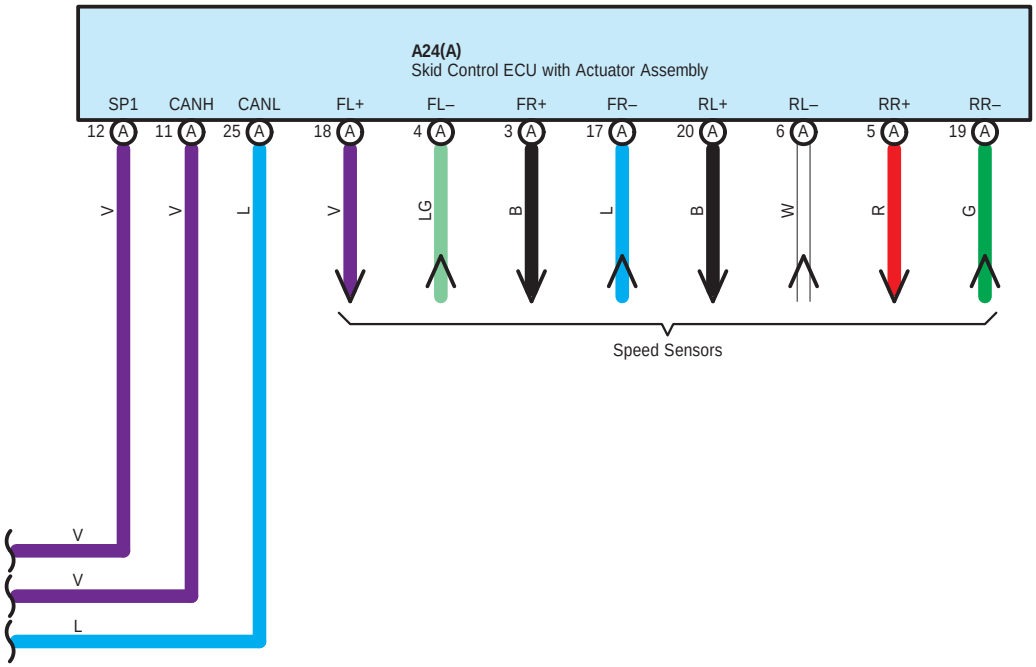
A24(A)
Skid Control ECU with Actuator Assembly
SP1
CANH
CANL
FL+
FL–
FR+
FR–
RL+
RL–
RR+
RR–
12 A
11 A
25 A
18 A
4 A
3 A
17 A
20 A
6 A
5 A
19 A
V
V
L
V
LG
B
L
B
W
R
G
Speed Sensors
V
V
L

A 24
Black

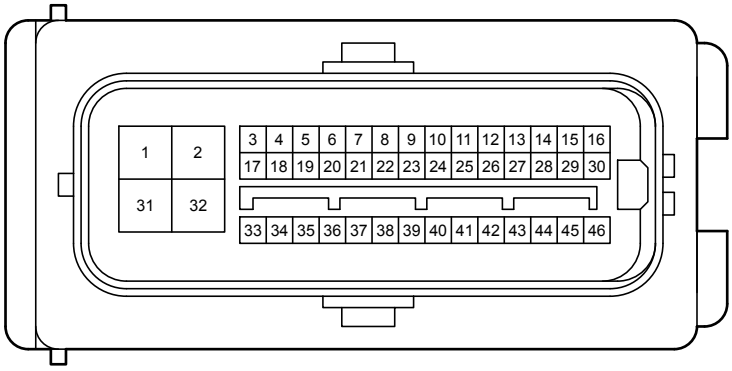

A 27
Black

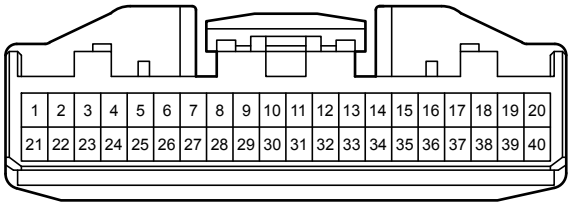

A 30
Gray

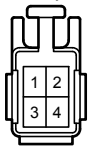

A 31
Black



A 34
White

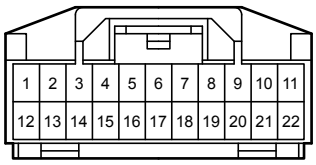

A 37
Blue

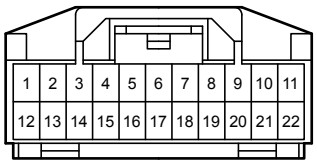

A 38
Black

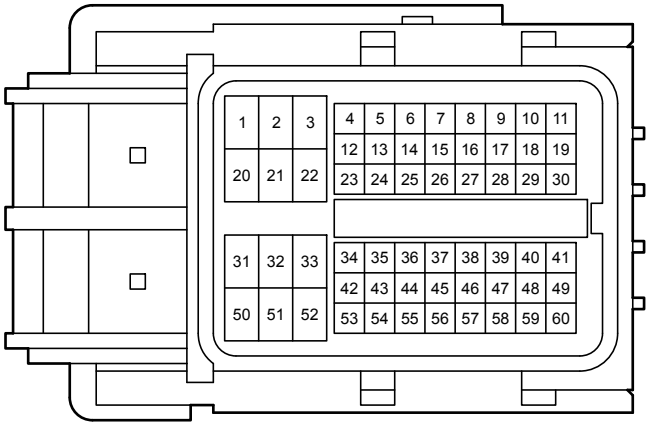

C 3
Black

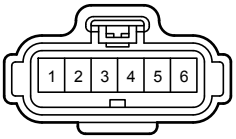

C 18
Dark Gray

C 20
Dark Gray

C 22
Dark Gray

C 23
Dark Gray

C 24
Gray

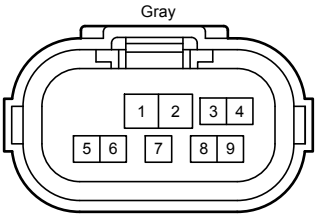

C 34
Gray

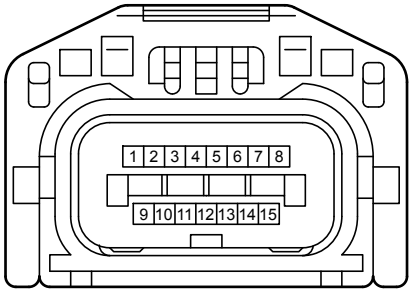

C 35
Black

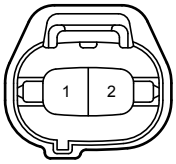

C 36
Black

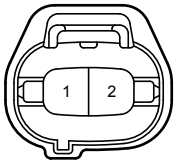

C 42
White

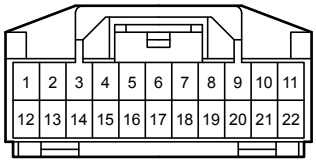

C 43
White

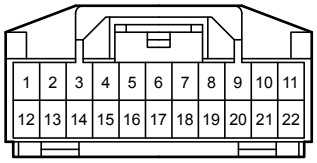

C 44
Blue

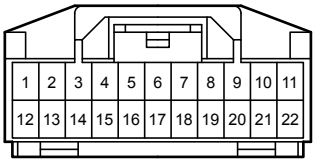

C 45
Black

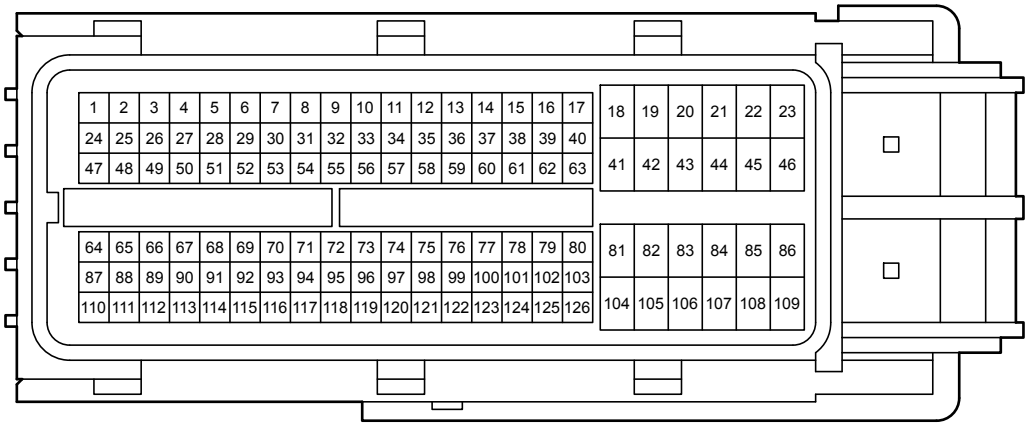

C 50
Black



C 55
Black

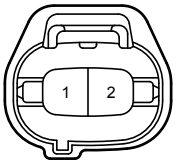

C 56
Dark Gray

C 59
Gray

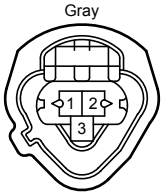

C 96
Gray

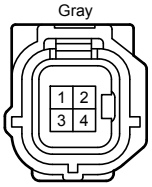

C 99
Black



C100
Black



C101
Black

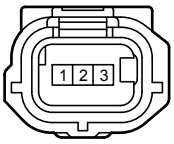

C102
Black

C103
Black

C114
Black



C121
Black



C122
Black



C125
Black

C126
Black

C129
Black

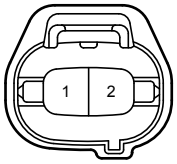

D 4
Black

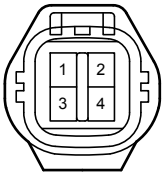

E 1
White

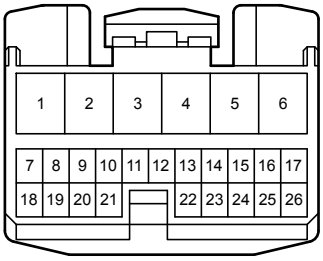

E 2
White

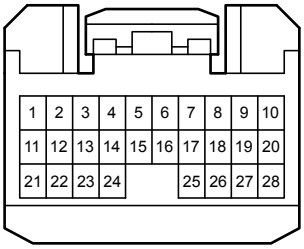

E 3
White

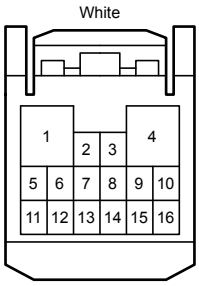

E 4
White

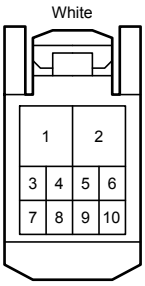

E 7
White

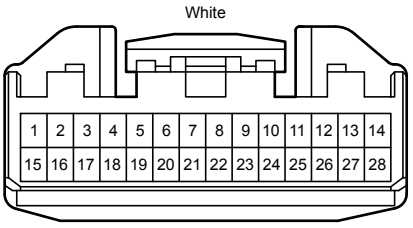

E 8
Black

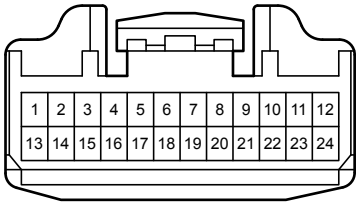

E 12
Black



E 22
White

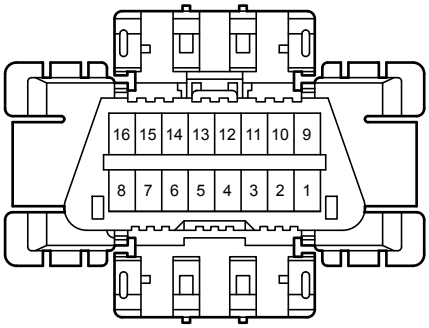

E 28
White

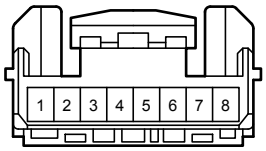

E 31
White

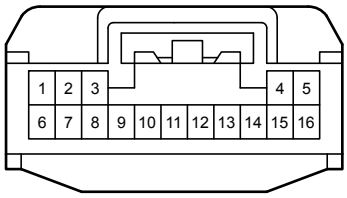

E 36
White

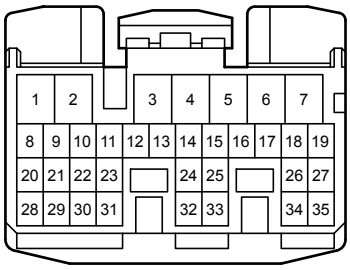

E 52

White

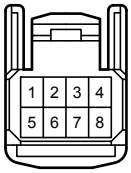

E 58

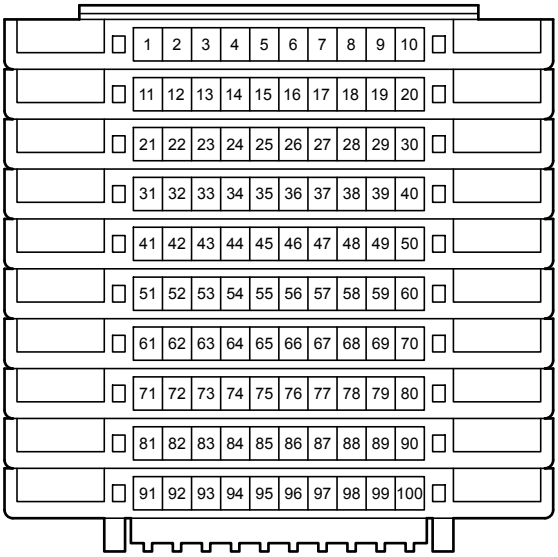

E 59

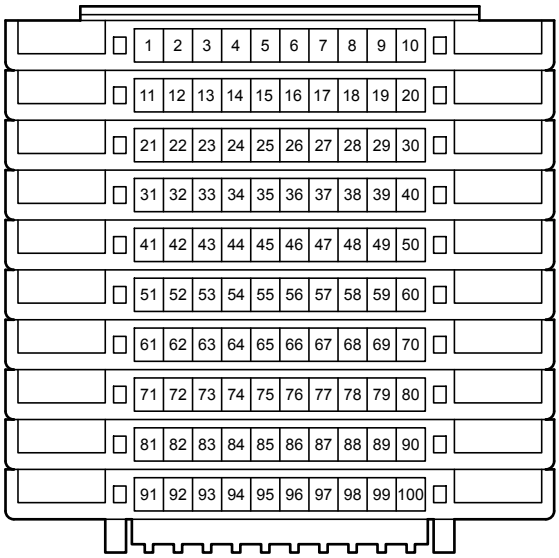

E 60

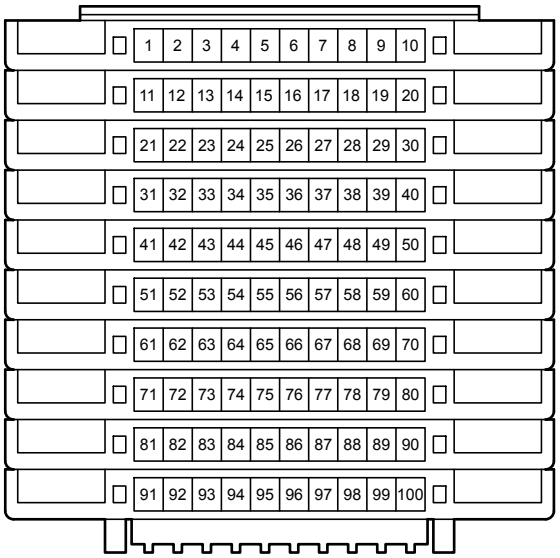

E 62

White

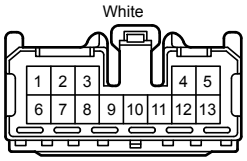

E 66

White

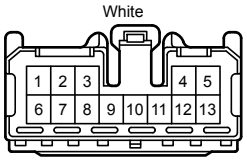

E 67

White

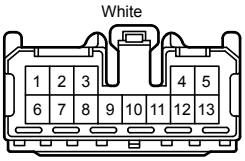

E 68

Gray

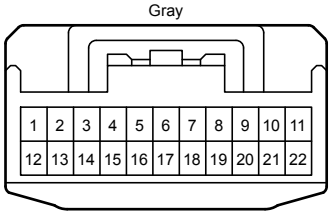

E 69

Gray

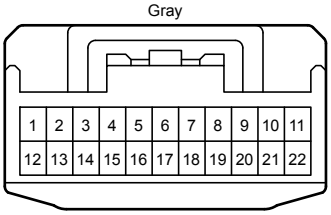

E 71

Gray

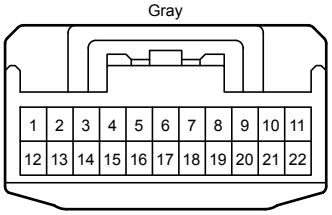

E 72
Gray

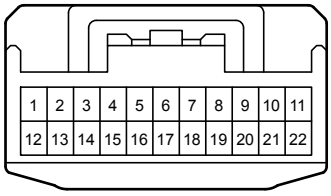

E 74
Gray

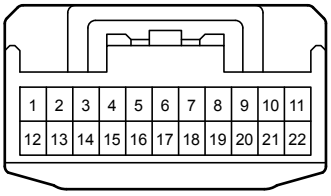

E 75
Gray

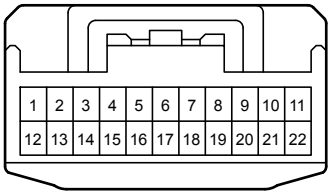

E115
White

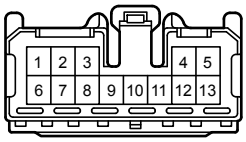

F 73
Blue

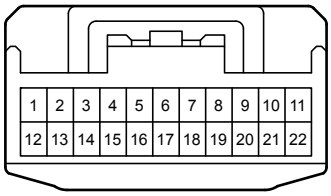

N 1
White

N 14
Black

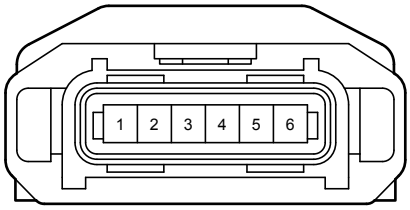

U 3
Gray

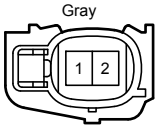

U 4
Black

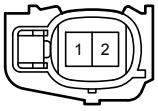

U 5
Gray

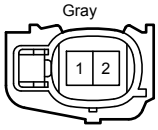

U 6
Black

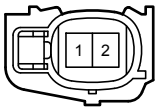

V 4
White

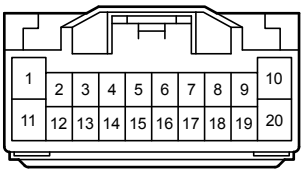

a 1
Black

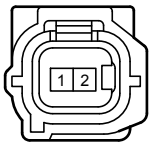

a 2
Black

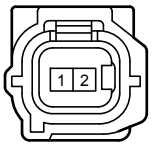

a 3
Black

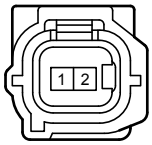

a 4
Black



a 5
Black



a 6
Black



a 7
Black

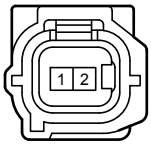

a 8
Black

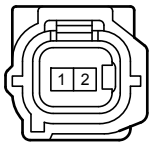

z 37
White

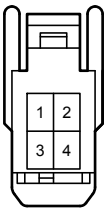

1A
White

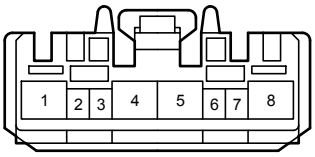

1B
White

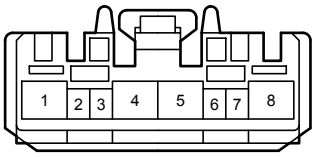

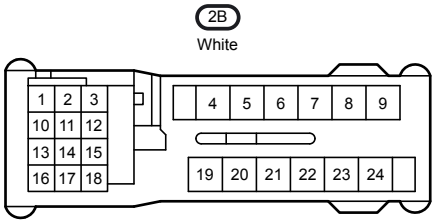
2B
White
1 2 3
10 11 12
13 14 15
16 17 18
4 5 6 7 8 9
19 20 21 22 23 24

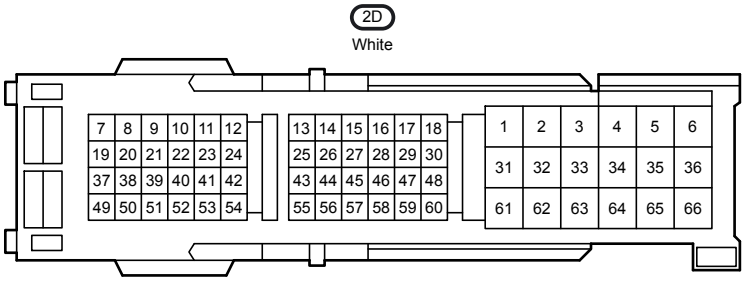
2D
White
7 8 9 10 11 12
19 20 21 22 23 24
37 38 39 40 41 42
49 50 51 52 53 54
13 14 15 16 17 18
25 26 27 28 29 30
43 44 45 46 47 48
55 56 57 58 59 60
1 2 3 4 5 6
31 32 33 34 35 36
61 62 63 64 65 66

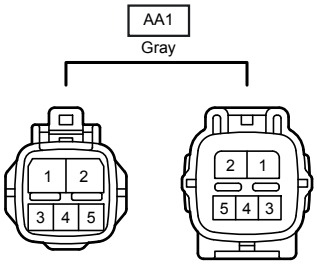
AA1
Gray
1 2
3 4 5
2 1
5 4 3

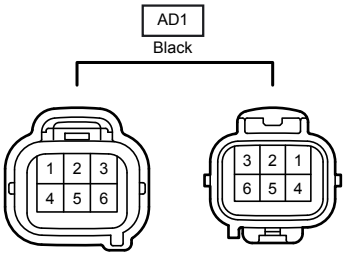
AD1
Black
1 2 3
4 5 6
3 2 1
6 5 4

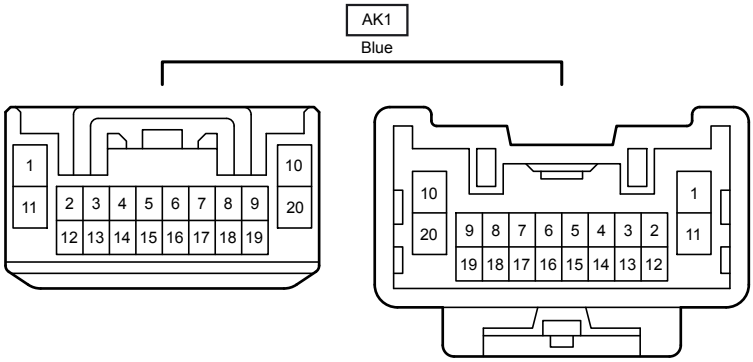
AK1
Blue
1
11
2 3 4 5 6 7 8 9
12 13 14 15 16 17 18 19
10
20
10
20
9 8 7 6 5 4 3 2
19 18 17 16 15 14 13 12
1
11

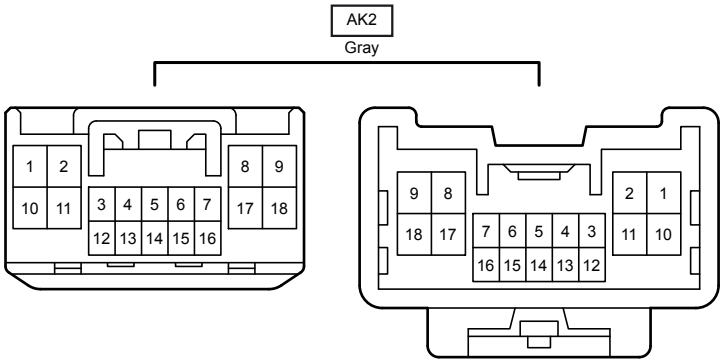
AK2
Gray
1 2
10 11
3 4 5 6 7
12 13 14 15 16
8 9
17 18
9 8
18 17
7 6 5 4 3
16 15 14 13 12
2 1
11 10

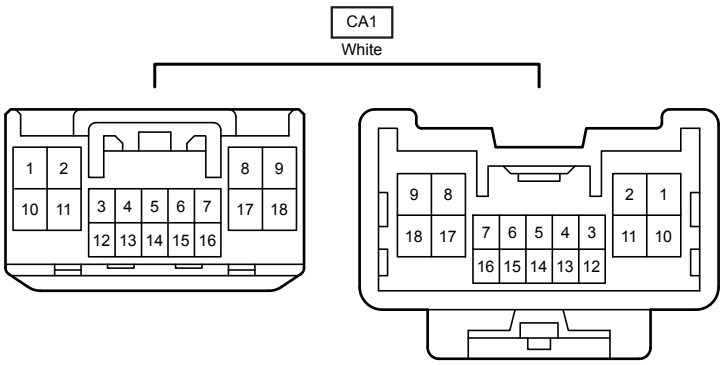
CA1
White
1 2
10 11
3 4 5 6 7
12 13 14 15 16
8 9
17 18
9 8
18 17
7 6 5 4 3
16 15 14 13 12
2 1
11 10

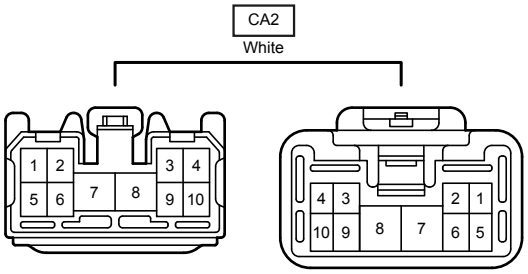
CA2
White
1 2 3 4 5 6 7 8 9 10
4 3 2 1 10 9 8 7 6 5

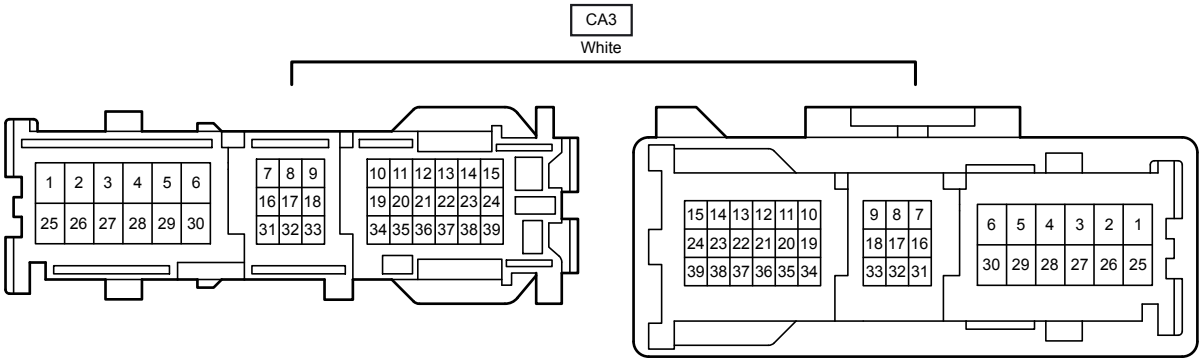
CA3
White
1 2 3 4 5 6 7 8 9 10 11 12 13 14 15
25 26 27 28 29 30 16 17 18 19 20 21 22 23 24
31 32 33 34 35 36 37 38 39
15 14 13 12 11 10 9 8 7 6 5 4 3 2 1
24 23 22 21 20 19 18 17 16 30 29 28 27 26 25
39 38 37 36 35 34 33 32 31

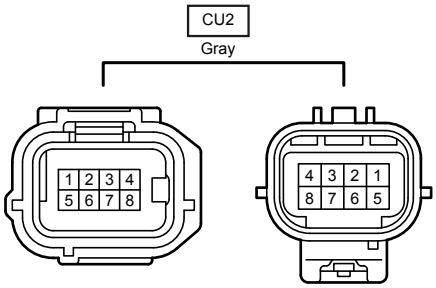
CU2
Gray
1 2 3 4
5 6 7 8
4 3 2 1
8 7 6 5

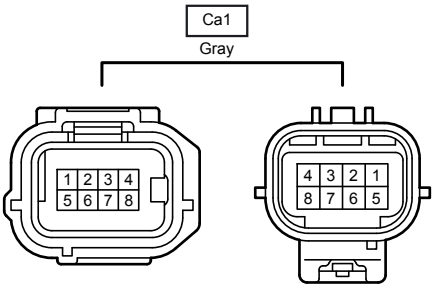
Ca1
Gray
1 2 3 4
5 6 7 8
4 3 2 1
8 7 6 5

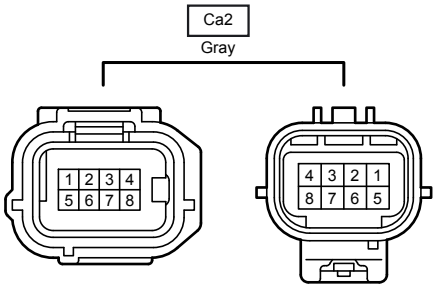
Ca2
Gray
1 2 3 4
5 6 7 8
4 3 2 1
8 7 6 5

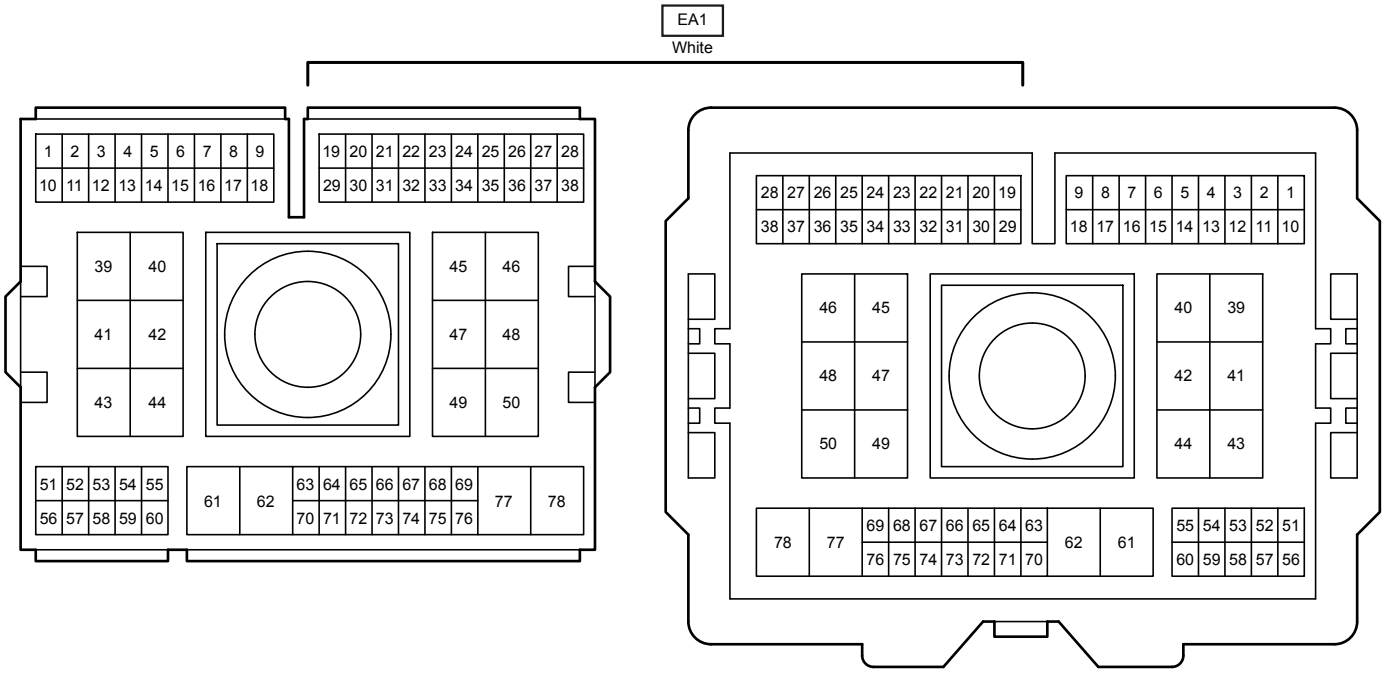
EA1
White
1 2 3 4 5 6 7 8 9
10 11 12 13 14 15 16 17 18
19 20 21 22 23 24 25 26 27 28
29 30 31 32 33 34 35 36 37 38
39 40
41 42
43 44
45 46
47 48
49 50
51 52 53 54 55
56 57 58 59 60
61 62
63 64 65 66 67 68 69
70 71 72 73 74 75 76
77 78
28 27 26 25 24 23 22 21 20 19
38 37 36 35 34 33 32 31 30 29
9 8 7 6 5 4 3 2 1
18 17 16 15 14 13 12 11 10
46 45
48 47
50 49
40 39
42 41
44 43
78 77
69 68 67 66 65 64 63
76 75 74 73 72 71 70
62 61
55 54 53 52 51
60 59 58 57 56

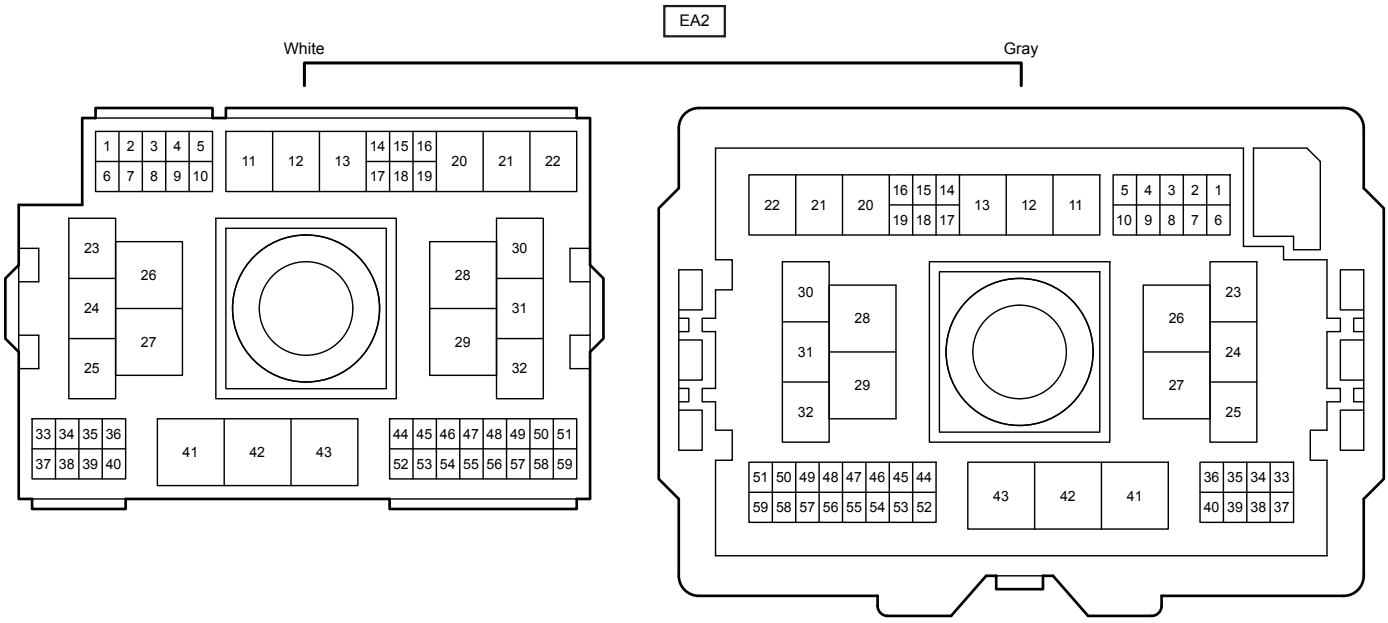
EA2
White
Gray
1 2 3 4 5
6 7 8 9 10
11 12 13
14 15 16
17 18 19
20 21 22
23 26
24 27
25
28 30
29 31
32
33 34 35 36
37 38 39 40
41 42 43
44 45 46 47 48 49 50 51
52 53 54 55 56 57 58 59
22 21 20
16 15 14
19 18 17
13 12 11
5 4 3 2 1
10 9 8 7 6
30 28
31 29
32
26 23
27 24
25
51 50 49 48 47 46 45 44
59 58 57 56 55 54 53 52
43 42 41
36 35 34 33
40 39 38 37

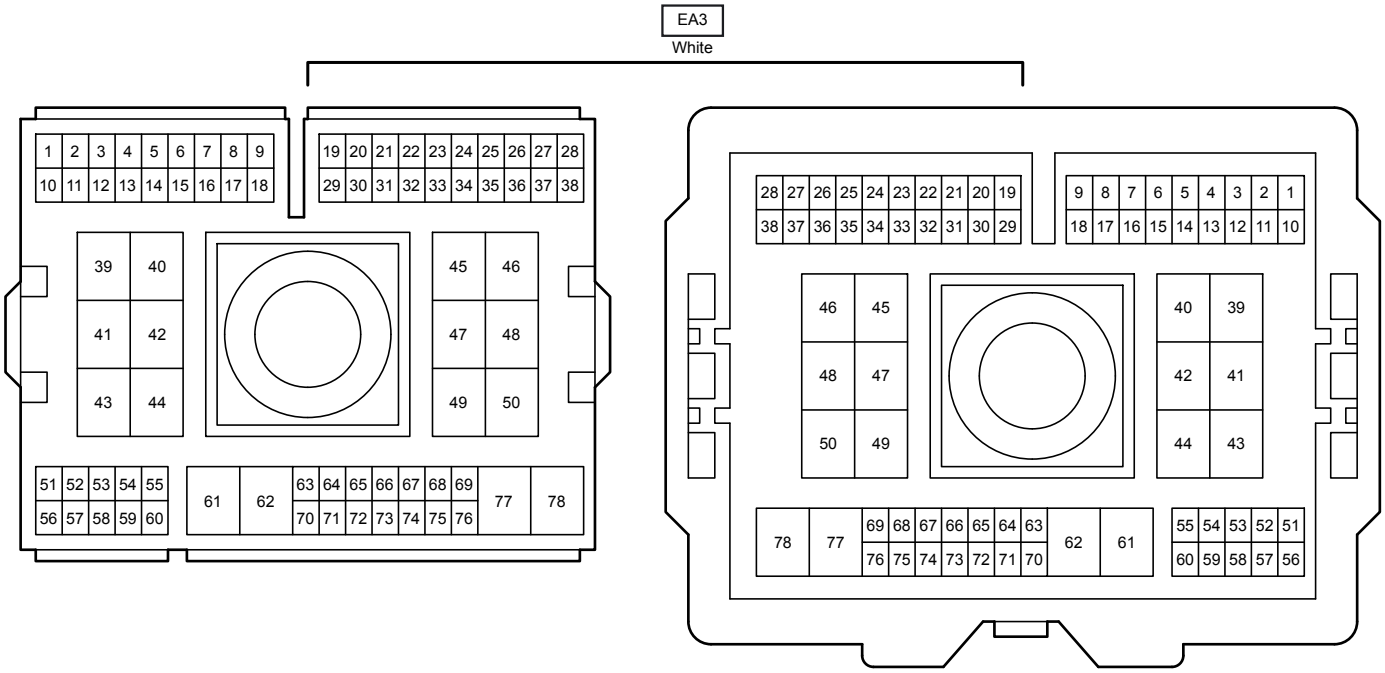
EA3
White

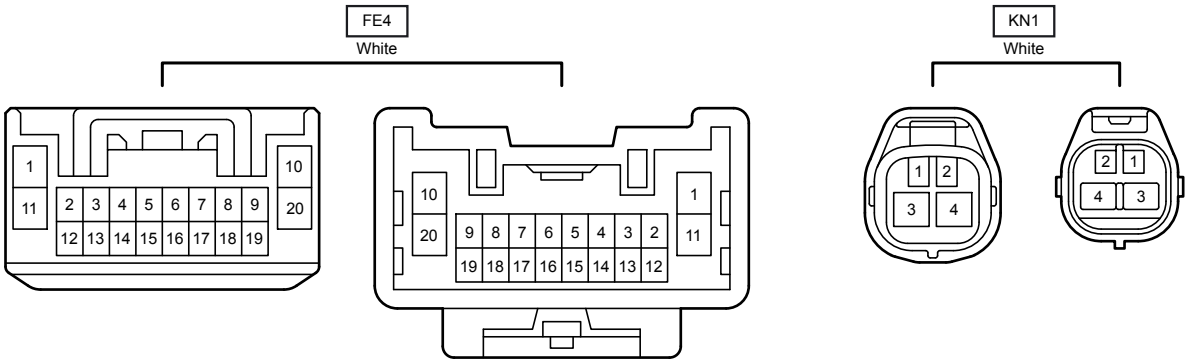
FE4
White
KN1
White

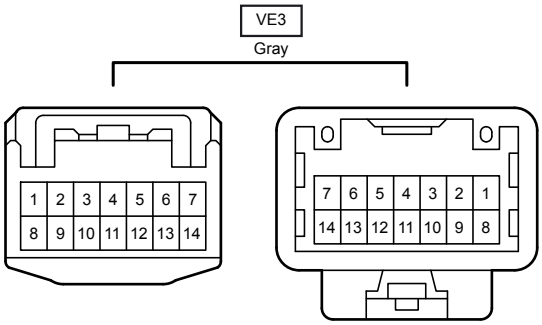
VE3
Gray