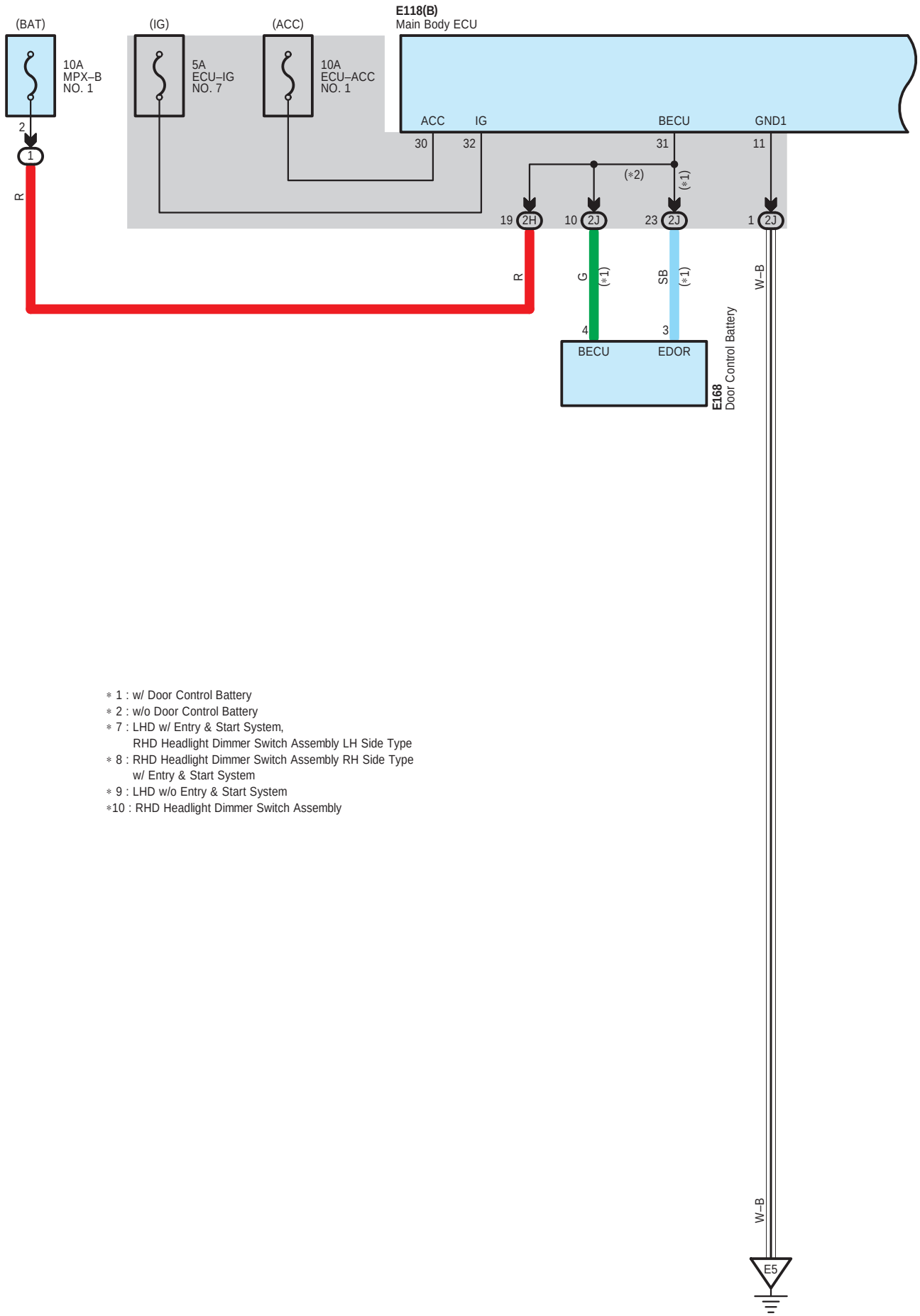


* 1 : w/ Door Control Battery
* 2 : w/o Door Control Battery
* 7 : LHD w/ Entry & Start System,
RHD Headlight Dimmer Switch Assembly LH Side Type
* 8 : RHD Headlight Dimmer Switch Assembly RH Side Type
w/ Entry & Start System
* 9 : LHD w/o Entry & Start System
*10 : RHD Headlight Dimmer Switch Assembly

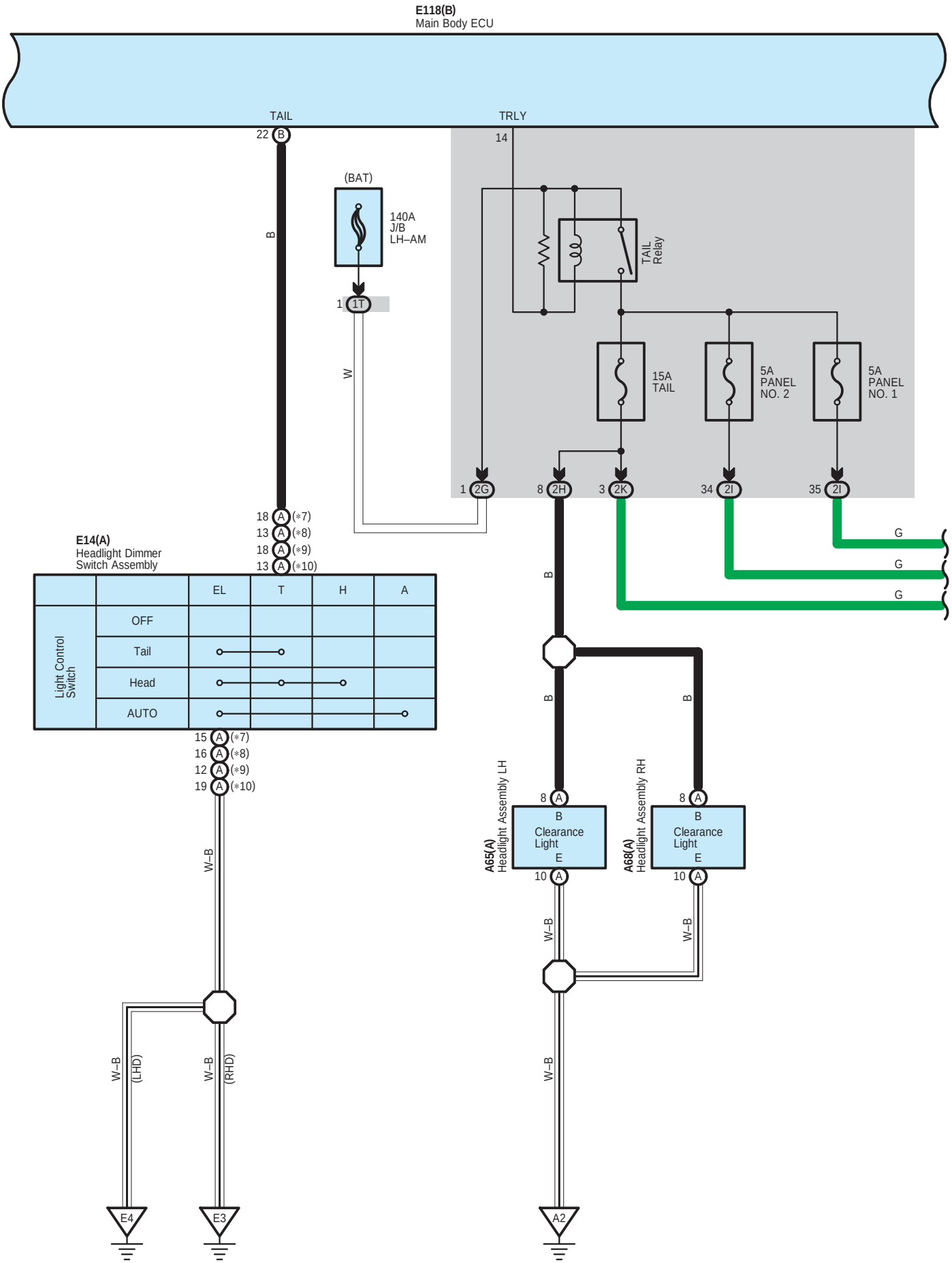
E118(B)
Main Body ECU
TAIL
TRLY
22 B
14
(BAT)
140A
J/B
LH–AM
1 1T
B
W
TAIL
Relay
15A
TAIL
5A
PANEL
NO. 2
5A
PANEL
NO. 1
1 2G
8 2H
3 2K
34 2I
35 2I
G
G
G
18 A (*7)
13 A (*8)
18 A (*9)
13 A (*10)
E14(A)
Headlight Dimmer
Switch Assembly
EL
T
H
A
Light Control
Switch
OFF
Tail
Head
AUTO
15 A (*7)
16 A (*8)
12 A (*9)
19 A (*10)
W–B
W–B
(LHD)
W–B
(RHD)
E4
E3
8 A
B
Clearance
Light
E
10 A
A65(A)
Headlight Assembly LH
A68(A)
Headlight Assembly RH
W–B
W–B
W–B
A2

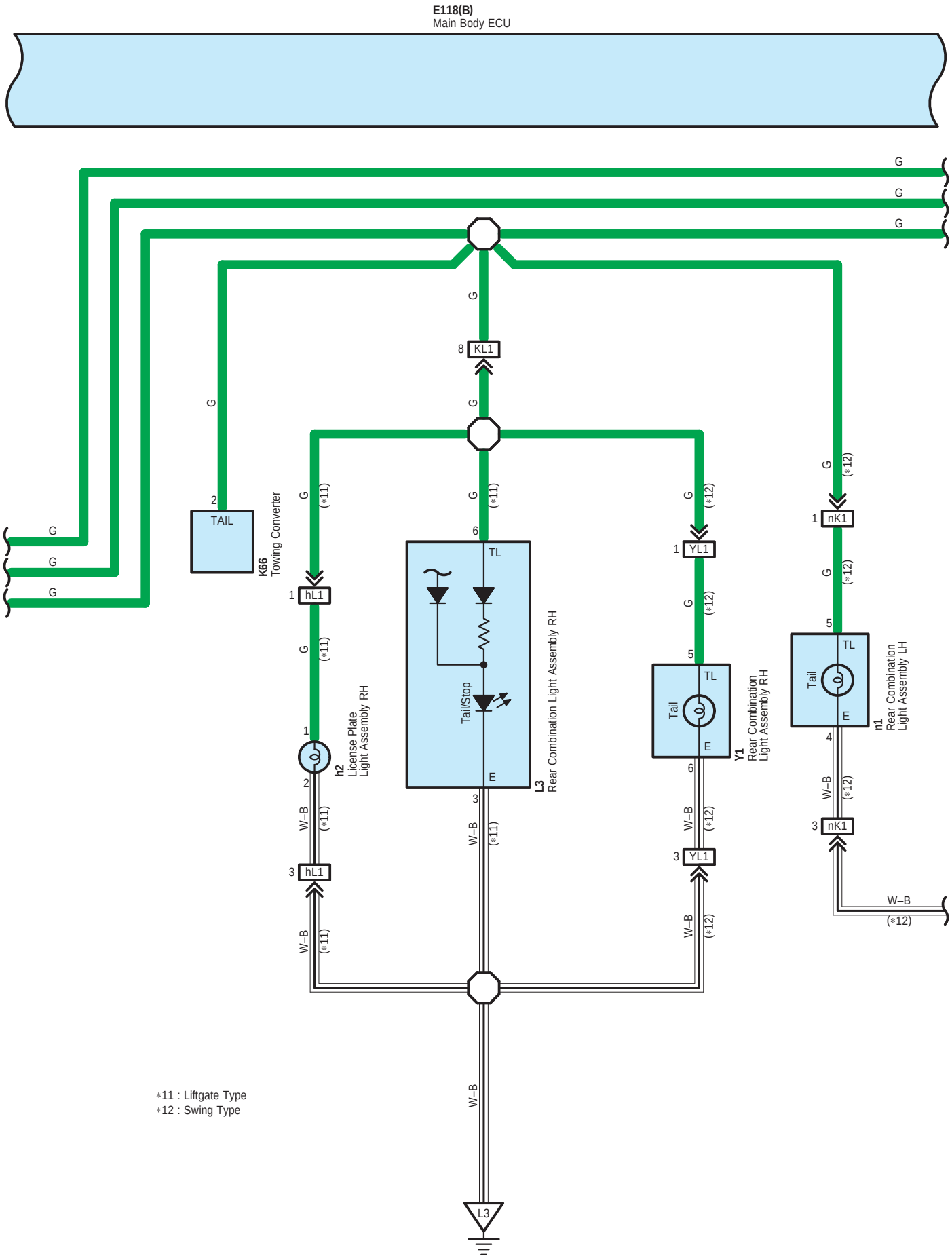


*11 : Liftgate Type
*12 : Swing Type

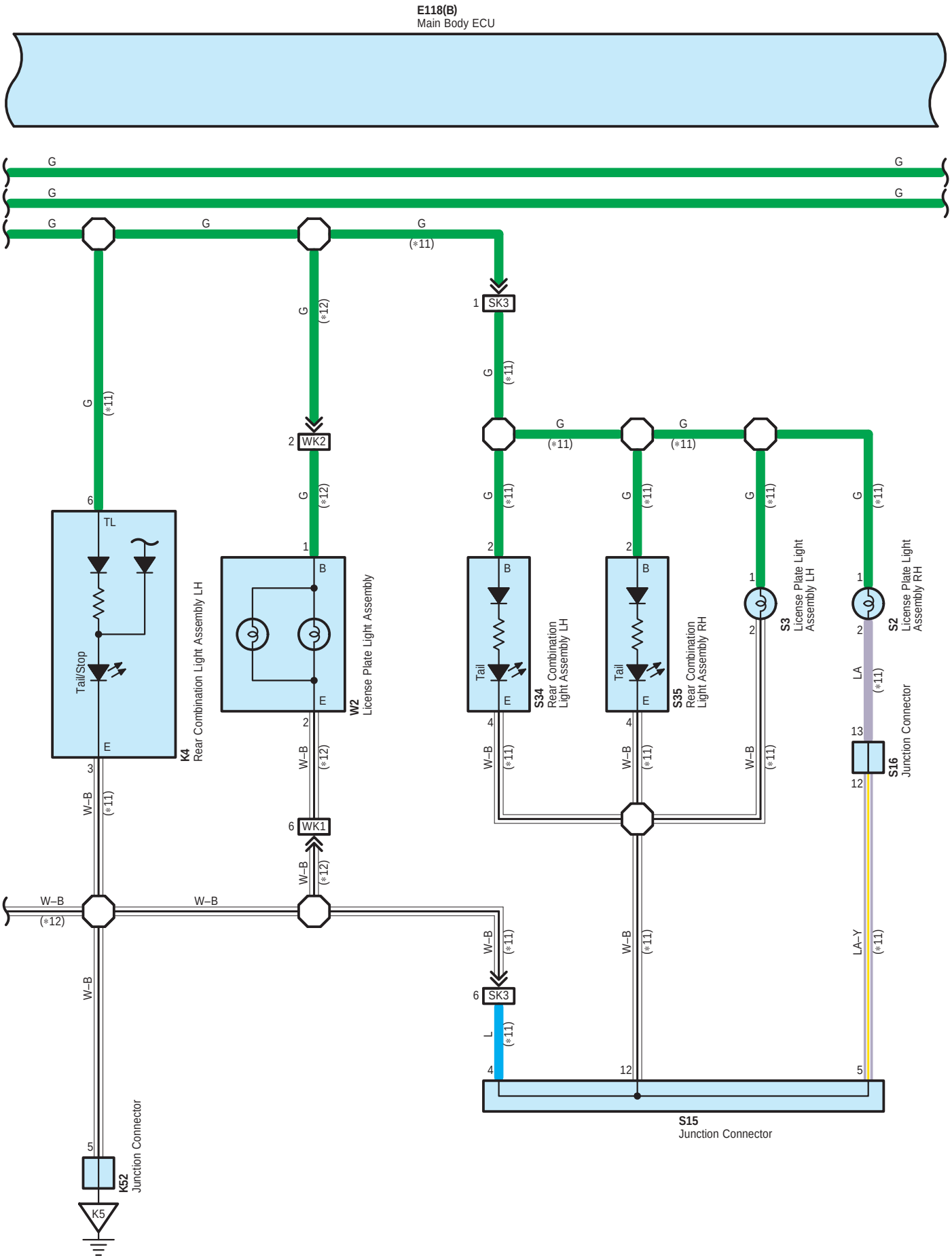
E118(B)
Main Body ECU
G
(*11)
(*12)
SK3
WK2
WK1
TL
Tail/Stop
E
K4
Rear Combination Light Assembly LH
B
W2
License Plate Light Assembly
Tail
S34
Rear Combination Light Assembly LH
S35
Rear Combination Light Assembly RH
S3
License Plate Light Assembly LH
S2
License Plate Light Assembly RH
LA
S16
Junction Connector
W–B
L
LA–Y
S15
Junction Connector
K52
Junction Connector
K5

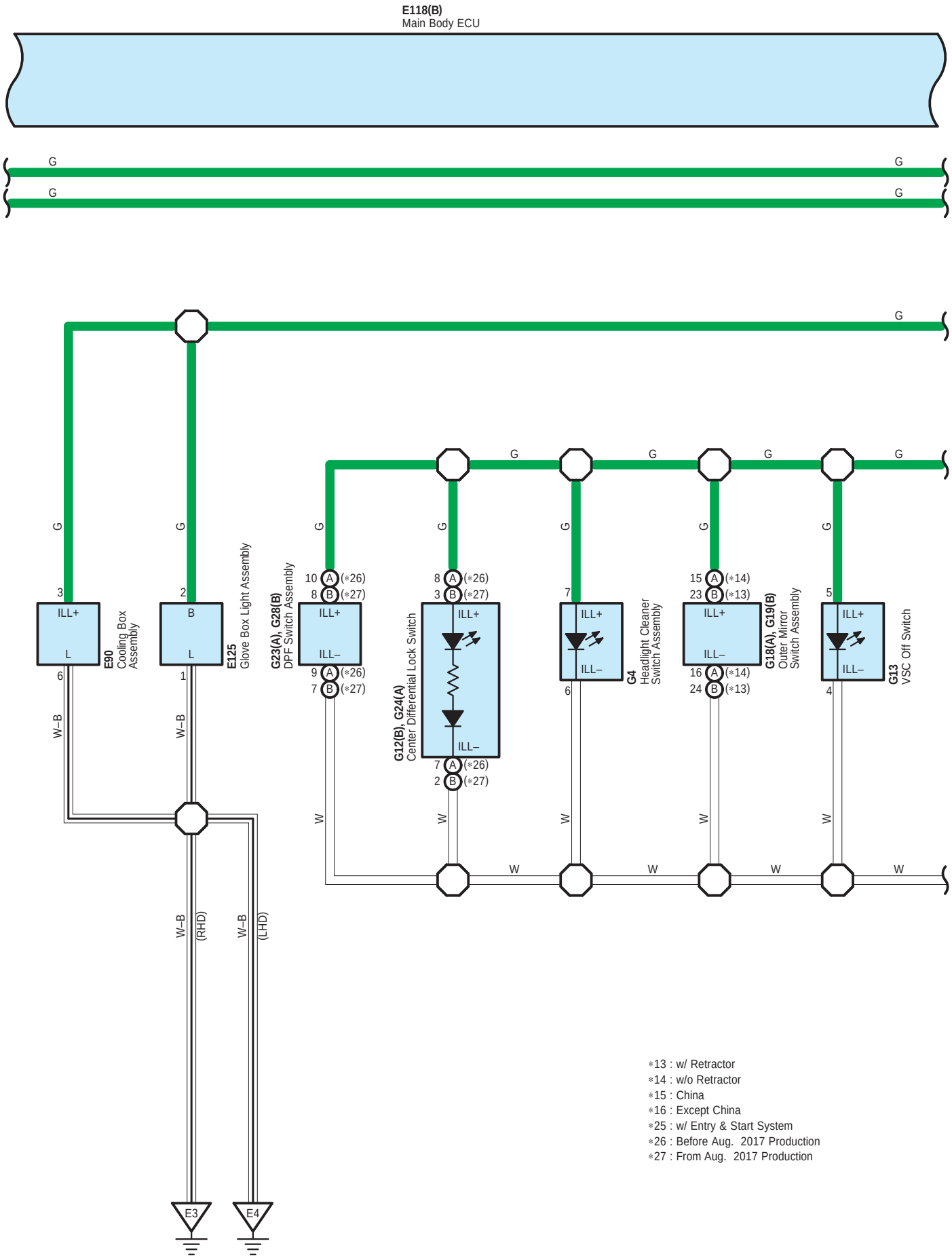


∗13 : w/ Retractor
∗14 : w/o Retractor
∗15 : China
∗16 : Except China
∗25 : w/ Entry & Start System
∗26 : Before Aug. 2017 Production
∗27 : From Aug. 2017 Production

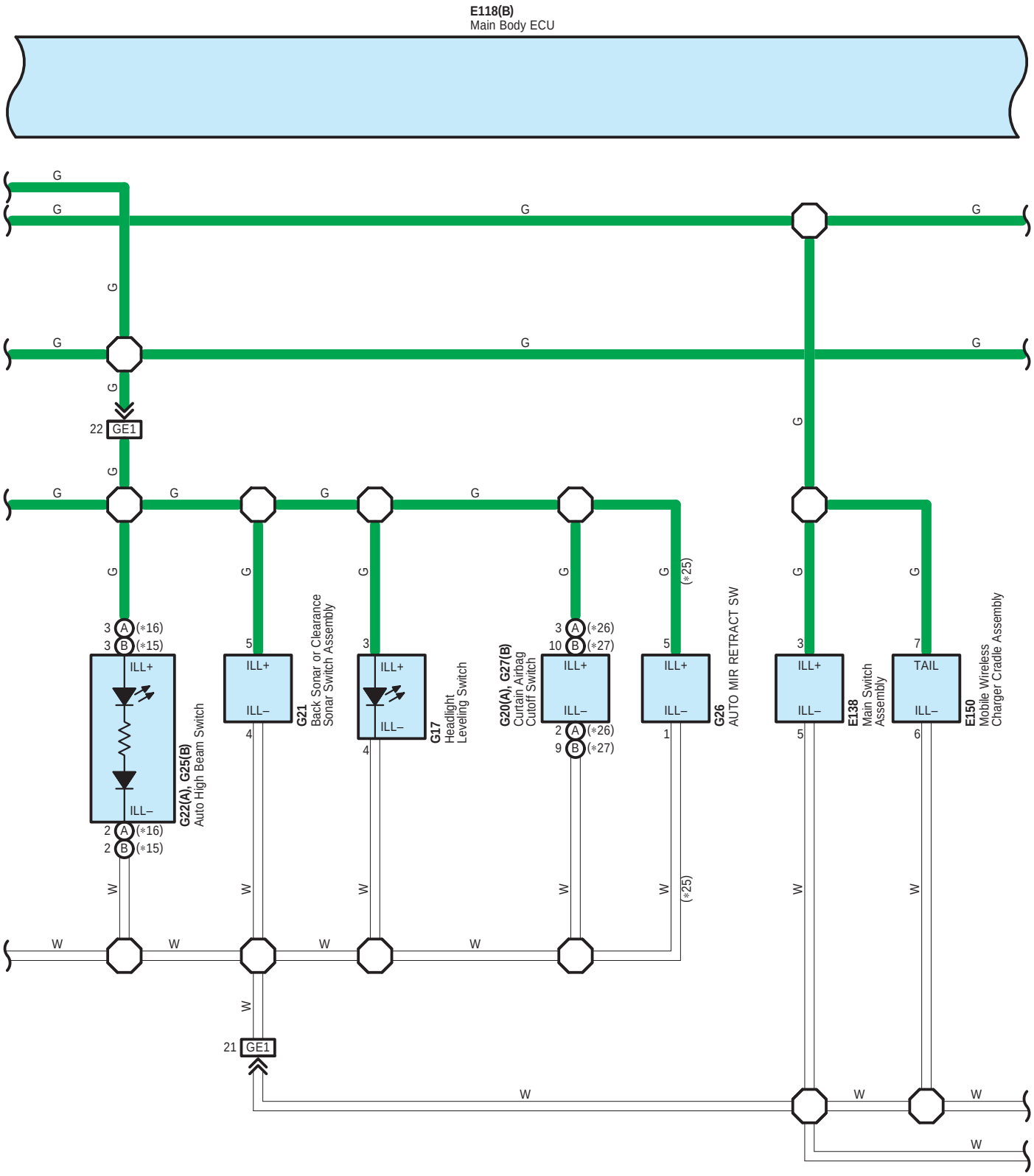
E118(B)
Main Body ECU
G
22 GE1
3 A (*16)
3 B (*15)
ILL+
ILL–
2 A (*16)
2 B (*15)
G22(A), G25(B)
Auto High Beam Switch
5
4
G21
Back Sonar or Clearance
Sonar Switch Assembly
3
4
G17
Headlight
Leveling Switch
3 A (*26)
10 B (*27)
2 A (*26)
9 B (*27)
G20(A), G27(B)
Curtain Airbag
Cutoff Switch
(*25)
5
1
G26
AUTO MIR RETRACT SW
3
5
E138
Main Switch
Assembly
7
TAIL
6
E150
Mobile Wireless
Charger Cradle Assembly
W
21 GE1

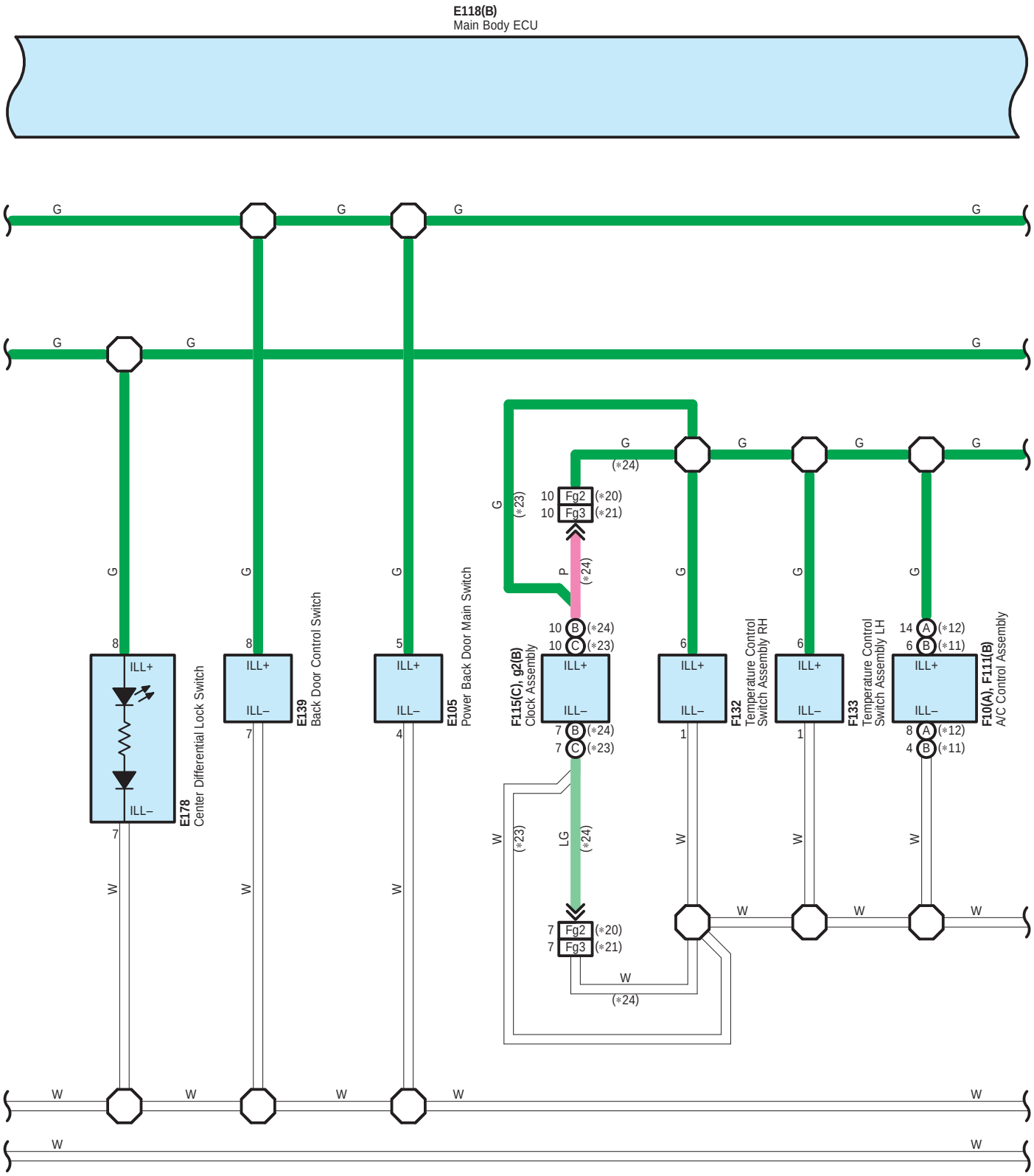
E118(B)
Main Body ECU
E178
Center Differential Lock Switch
E139
Back Door Control Switch
E105
Power Back Door Main Switch
F115(C), g2(B)
Clock Assembly
F132
Temperature Control Switch Assembly RH
F133
Temperature Control Switch Assembly LH
F10(A), F111(B)
A/C Control Assembly
ILL+
ILL–
Fg2
Fg3
(*20)
(*21)
(*23)
(*24)
(*11)
(*12)

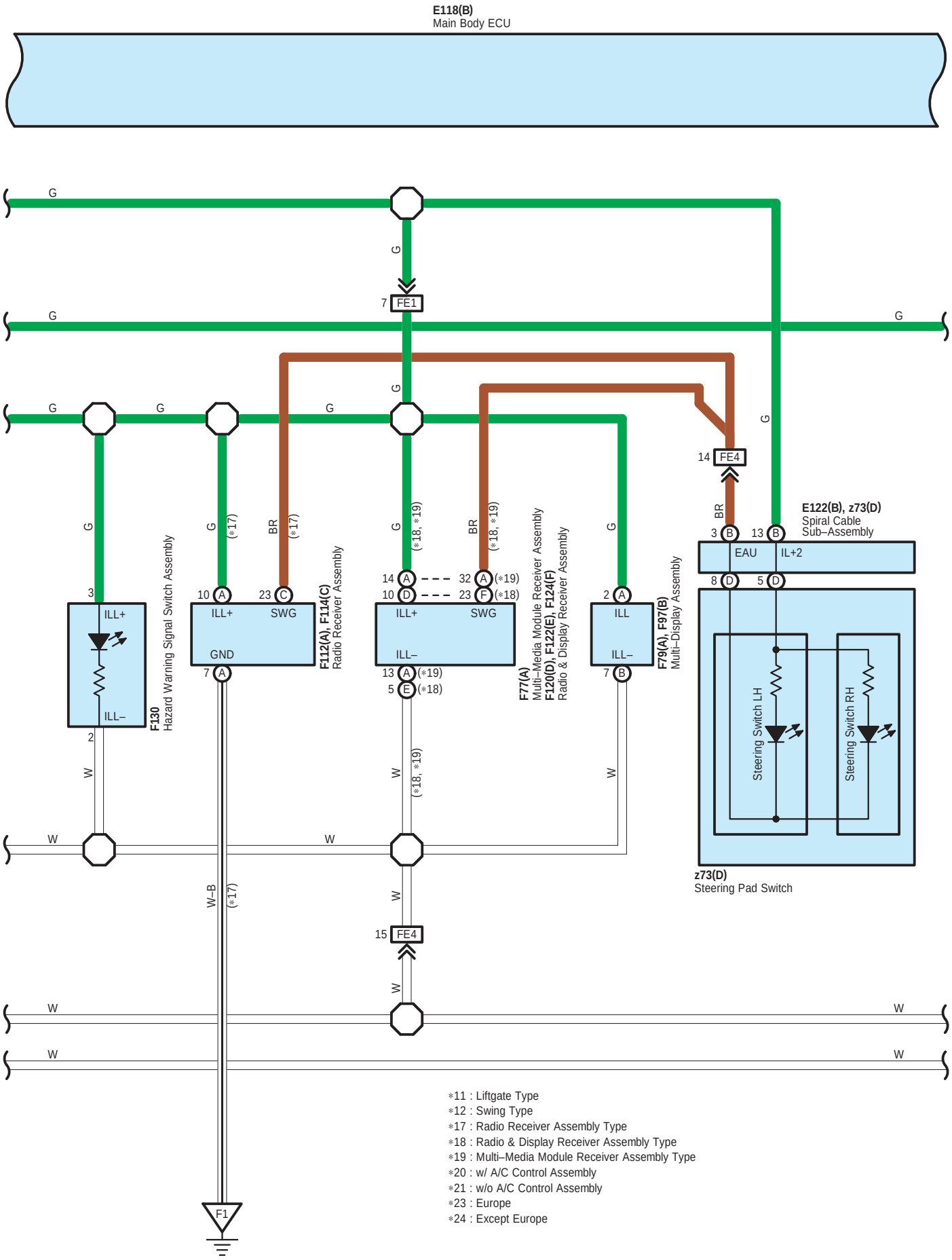
E118(B)
Main Body ECU
G
7 FE1
14 FE4
BR
E122(B), z73(D)
Spiral Cable
Sub–Assembly
3 B
13 B
EAU
IL+2
8 D
5 D
Steering Switch LH
Steering Switch RH
z73(D)
Steering Pad Switch
F130
Hazard Warning Signal Switch Assembly
3
ILL+
ILL–
2
W
(*17)
10 A
23 C
ILL+
SWG
GND
7 A
F112(A), F114(C)
Radio Receiver Assembly
(*18, *19)
14 A
10 D
32 A (*19)
23 F (*18)
ILL+
SWG
ILL–
13 A (*19)
5 E (*18)
F77(A)
Multi–Media Module Receiver Assembly
F120(D), F122(E), F124(F)
Radio & Display Receiver Assembly
2 A
ILL
ILL–
7 B
F79(A), F97(B)
Multi–Display Assembly
W–B
15 FE4
F1
*11 : Liftgate Type
*12 : Swing Type
*17 : Radio Receiver Assembly Type
*18 : Radio & Display Receiver Assembly Type
*19 : Multi–Media Module Receiver Assembly Type
*20 : w/ A/C Control Assembly
*21 : w/o A/C Control Assembly
*23 : Europe
*24 : Except Europe

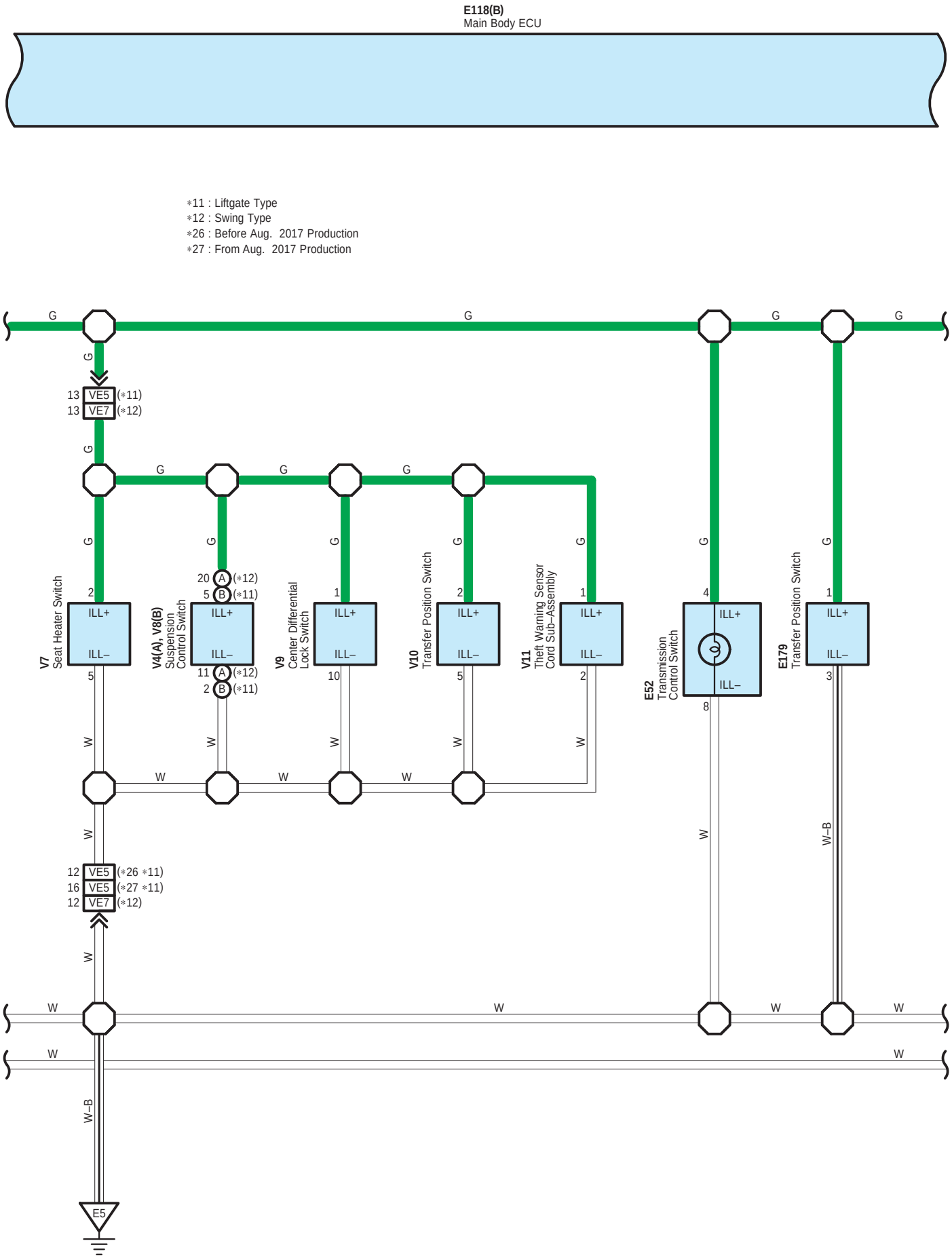
E118(B)
Main Body ECU
∗11 : Liftgate Type
∗12 : Swing Type
∗26 : Before Aug. 2017 Production
∗27 : From Aug. 2017 Production
G
13 VE5 (∗11)
13 VE7 (∗12)
V7 Seat Heater Switch
V4(A), V8(B) Suspension Control Switch
V9 Center Differential Lock Switch
V10 Transfer Position Switch
V11 Theft Warning Sensor Cord Sub–Assembly
E52 Transmission Control Switch
E179 Transfer Position Switch
ILL+
ILL–
20 A (∗12)
5 B (∗11)
11 A (∗12)
2 B (∗11)
W
12 VE5 (∗26 ∗11)
16 VE5 (∗27 ∗11)
12 VE7 (∗12)
W–B
E5

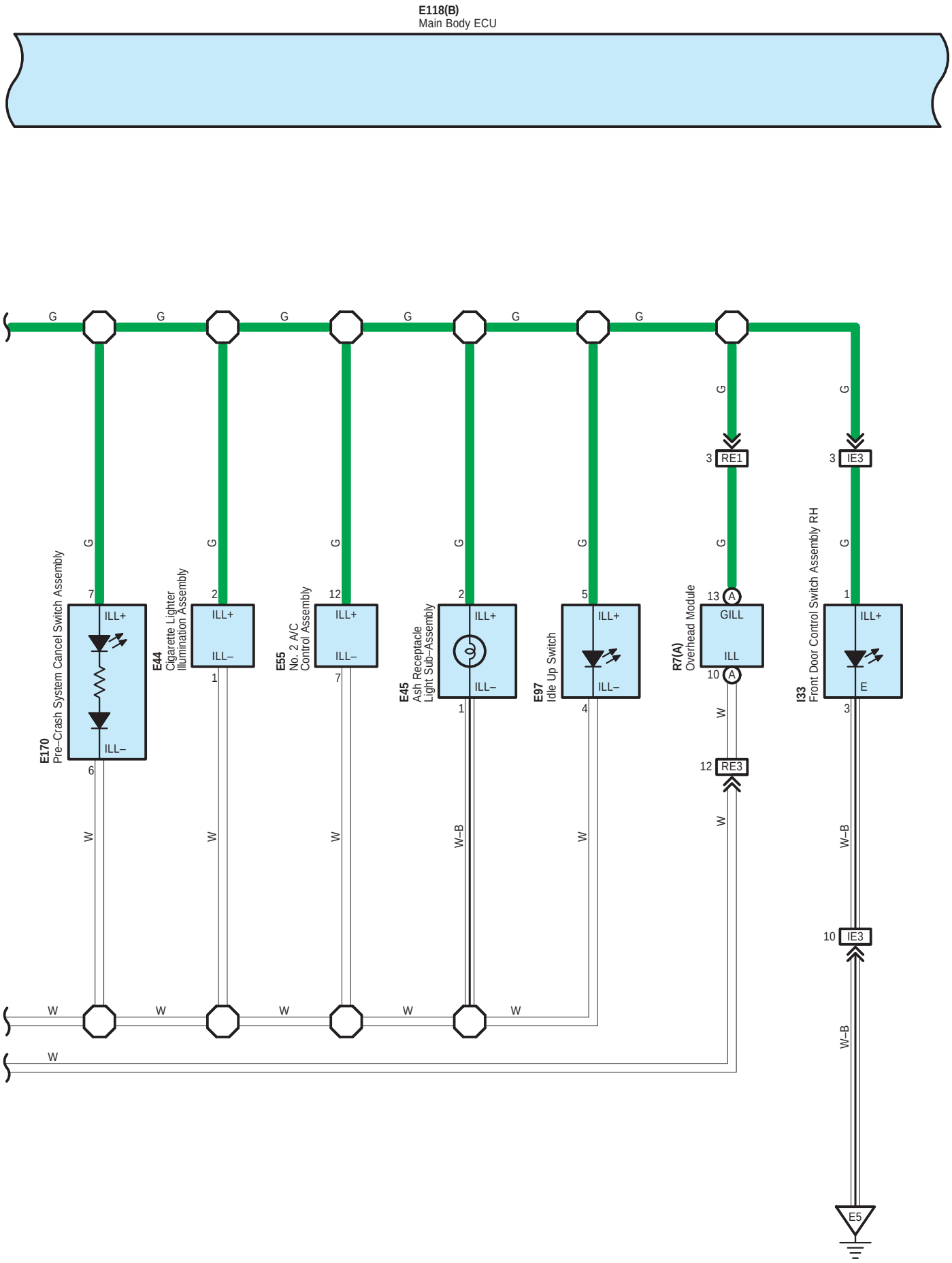
E118(B)
Main Body ECU
E170
Pre–Crash System Cancel Switch Assembly
E44
Cigarette Lighter
Illumination Assembly
E55
No. 2 A/C
Control Assembly
E45
Ash Receptacle
Light Sub–Assembly
E97
Idle Up Switch
R7(A)
Overhead Module
I33
Front Door Control Switch Assembly RH
ILL+
ILL–
GILL
ILL
E
RE1
RE3
IE3
E5
G
W
W–B

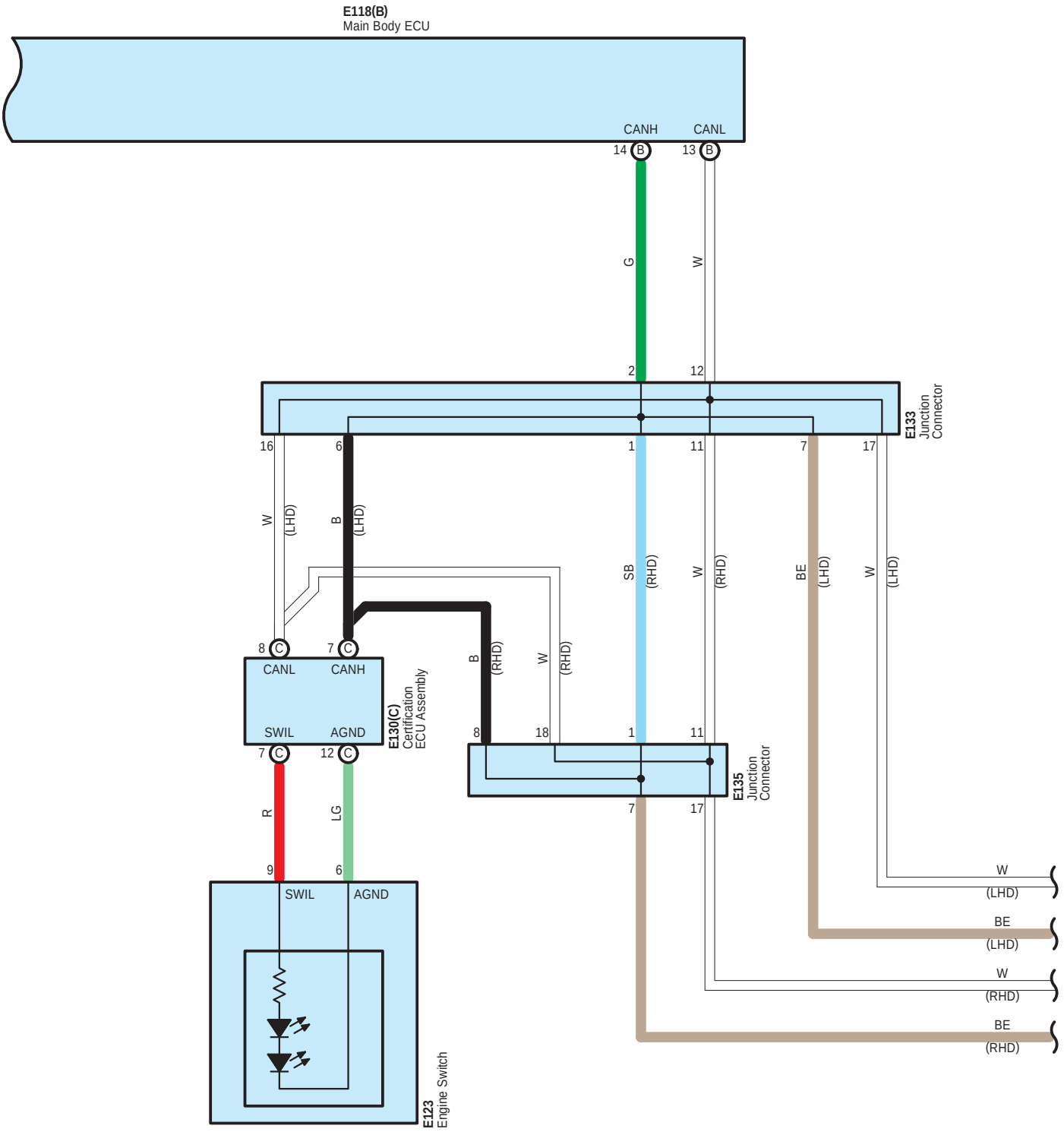
E118(B)
Main Body ECU
CANH
CANL
14 B
13 B
G
W
2
12
E133
Junction
Connector
16
6
1
11
7
17
W
(LHD)
B
(LHD)
SB
(RHD)
W
(RHD)
BE
(LHD)
W
(LHD)
8 C
7 C
CANL
CANH
SWIL
AGND
E130(C)
Certification
ECU Assembly
B
(RHD)
W
(RHD)
8
18
1
11
E135
Junction
Connector
7
17
7 C
12 C
R
LG
9
6
SWIL
AGND
E123
Engine Switch
W
(LHD)
BE
(LHD)
W
(RHD)
BE
(RHD)

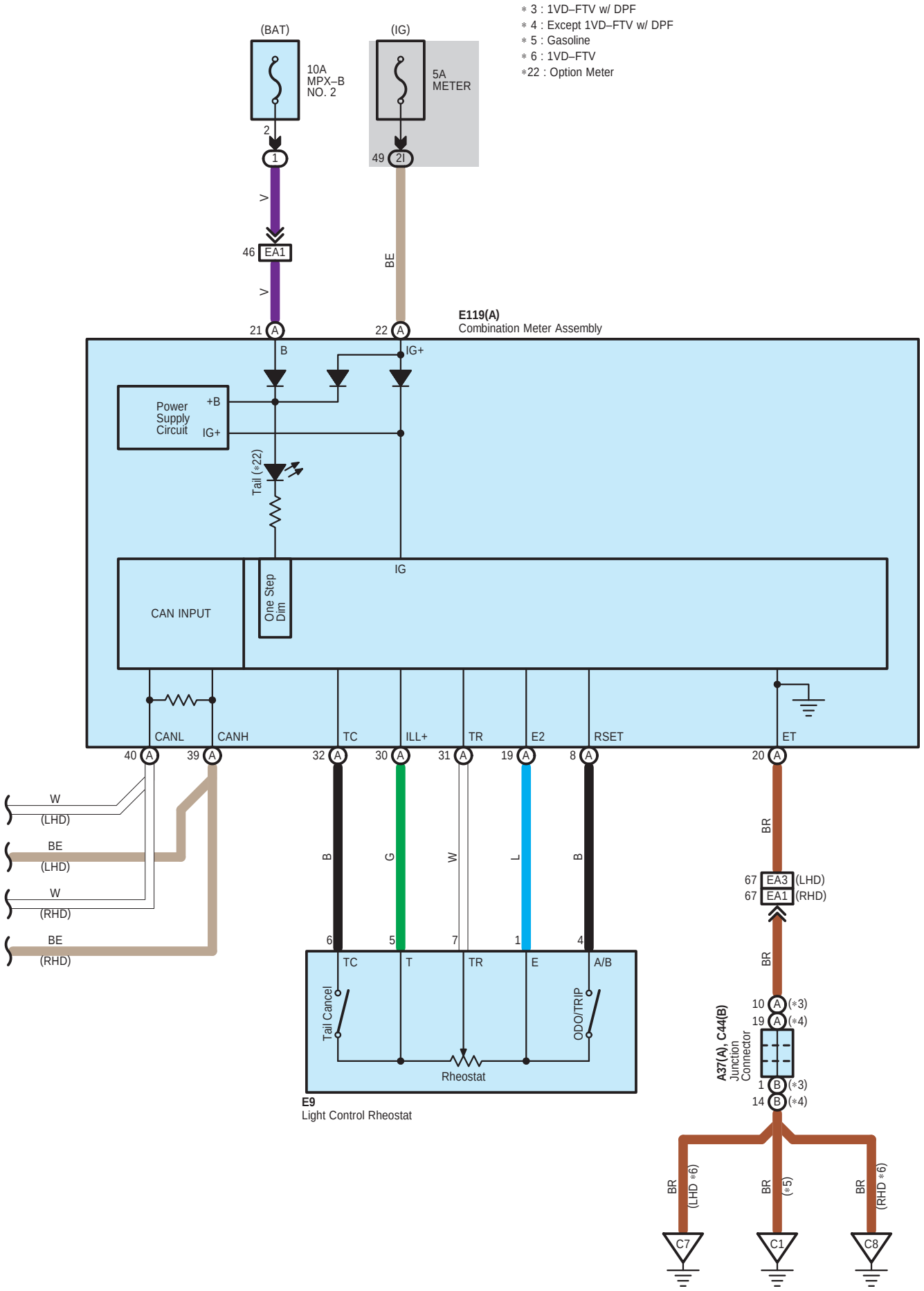
∗ 3 : 1VD–FTV w/ DPF
∗ 4 : Except 1VD–FTV w/ DPF
∗ 5 : Gasoline
∗ 6 : 1VD–FTV
∗22 : Option Meter
(BAT)
(IG)
10A
MPX–B
NO. 2
5A
METER
E119(A)
Combination Meter Assembly
Power
Supply
Circuit
+B
IG+
Tail (∗22)
CAN INPUT
One Step
Dim
IG
CANL
CANH
TC
ILL+
TR
E2
RSET
ET
W
(LHD)
BE
(LHD)
W
(RHD)
BE
(RHD)
Tail Cancel
Rheostat
ODO/TRIP
E9
Light Control Rheostat
EA3 (LHD)
EA1 (RHD)
A37(A), C44(B)
Junction
Connector
(∗3)
(∗4)
(LHD ∗6)
(∗5)
(RHD ∗6)
C7
C1
C8

A 37
Blue

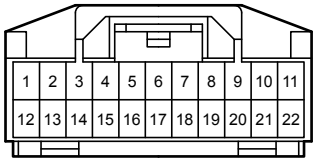


A 65
Black

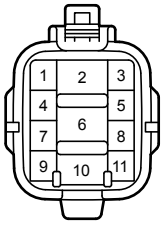


A 68
Black

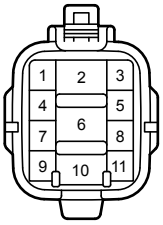


C 44
Blue

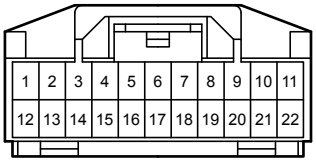


E 9
White

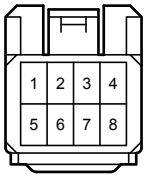


E 14
White

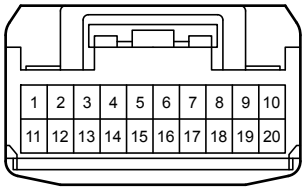


E 44
Gray

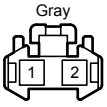


E 45
White

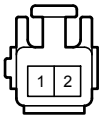


E 52
White

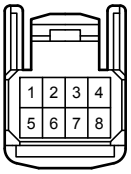


E 55
White




E 90
White

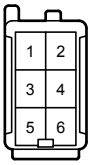


E 97
Black

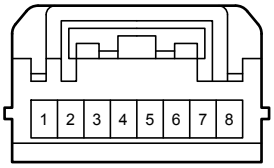


E105
Black

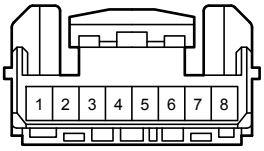


E118
White

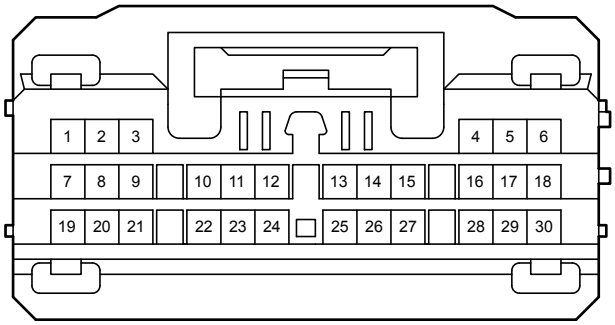


E119
Black

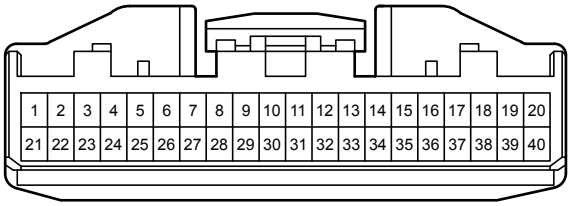


E122
Black

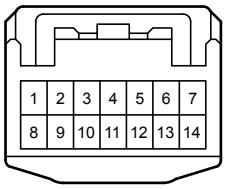


E123
Black

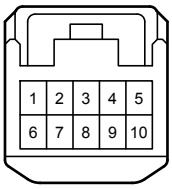


E125
White

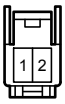


E130
Black

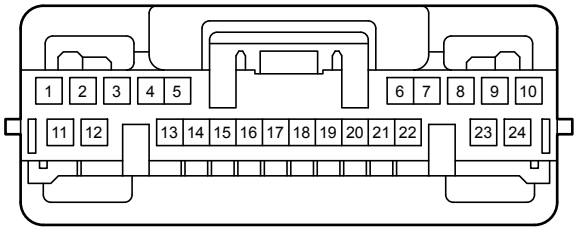

E133
White

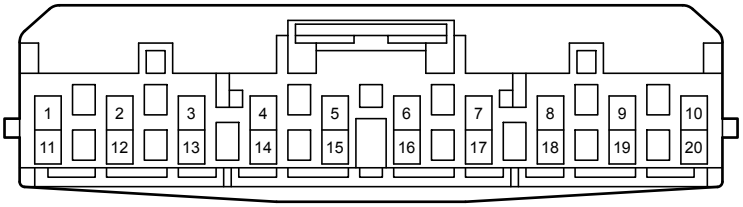


E135
White

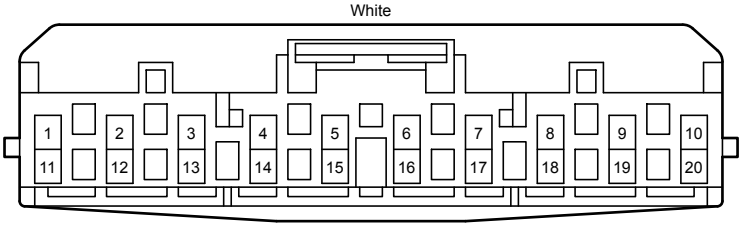


E138
White

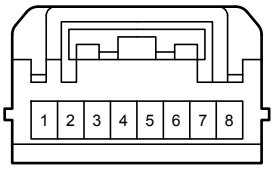


E139
Black

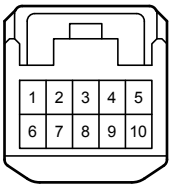


E150
White

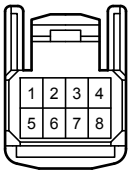


E168
Gray

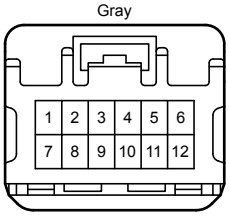


E170
Black

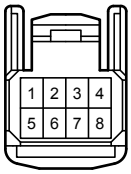


E178
Black

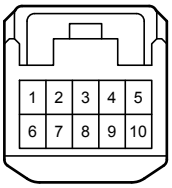


E179
White

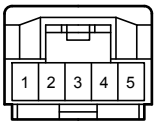


F 10
White

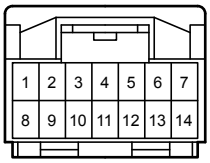


F 77
White

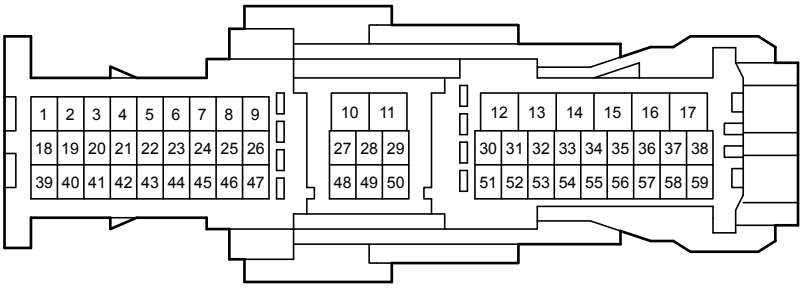


F 79
White

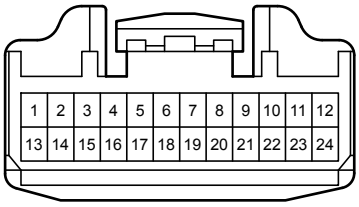


F 97
White




F111
Black

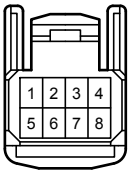


F112
White

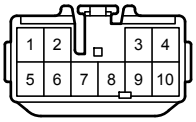


F114
White

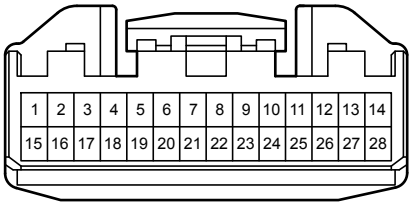

F115
Black

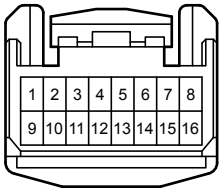


F120
White

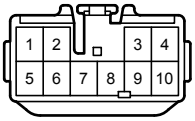


F122
White

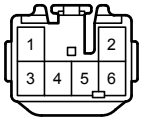


F124
White

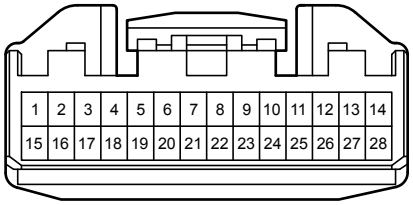


F130
Gray

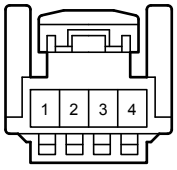


F132
White

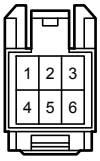


F133
White

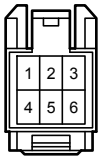


G 4
Black




G 12
White

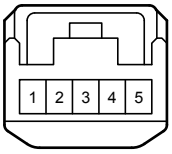


G 13
Black

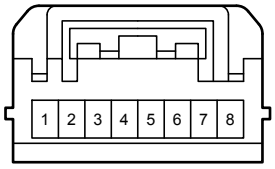


G 17
Black

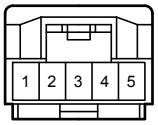


G 18
Black

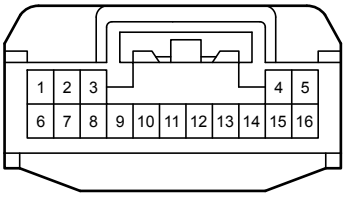


G 19
White

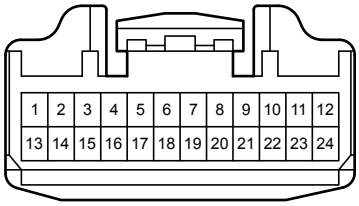


G 20
Black

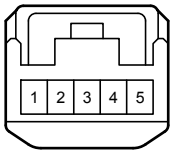


G 21
Black

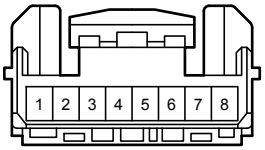


G 22
Gray

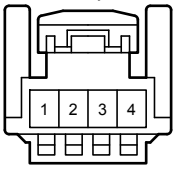


G 23
Black

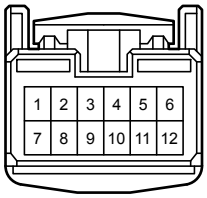


G 24
Gray

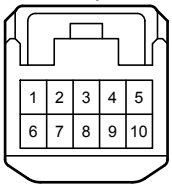


G 25
White

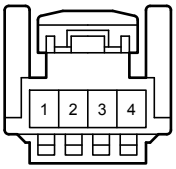


G 26
Black

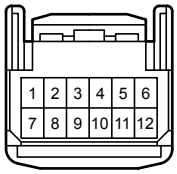


G 27
White

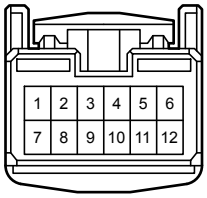


G 28
White

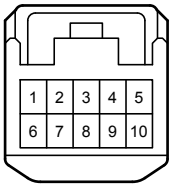


I 33
Blue

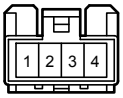


K 4
White

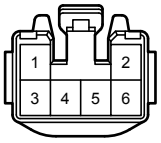

K 52
Black

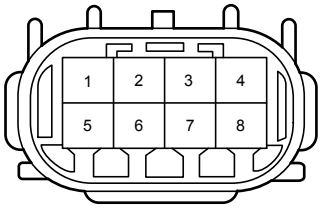


K 66
White

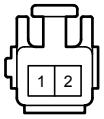


L 3
White

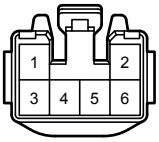


R 7
White

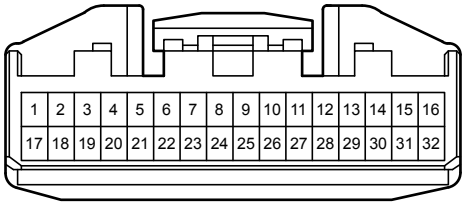


S 2
Gray

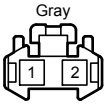


S 3
Gray

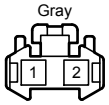


S 15
White

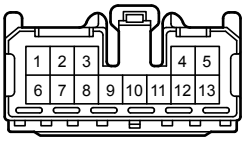


S 16
White

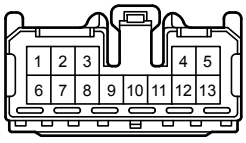


S 34
White




S 35
White

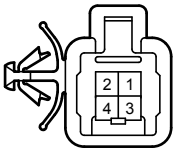


V 4
White

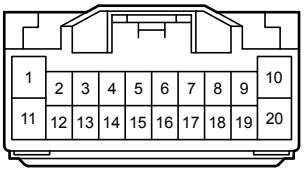


V 7
Black

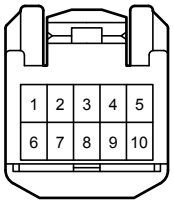


V 8
White




V 9
White

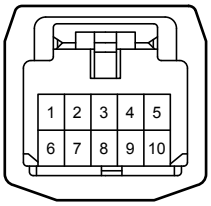


V 10
White

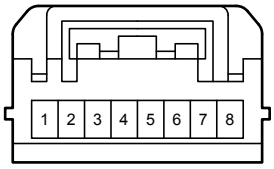


V 11
White

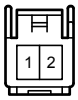


W 2
White

Y 1
Gray




g 2
Black




h 2
White

n 1
Gray

z 73
Black

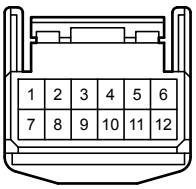


1T
White

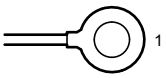


2G
Gray

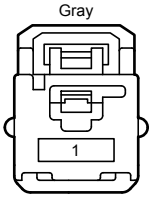

2H
White

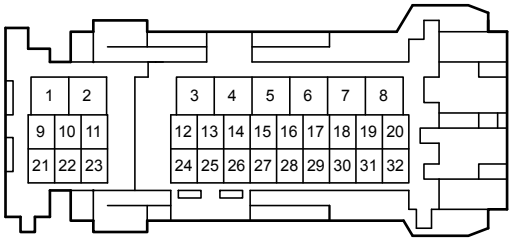


2I
White

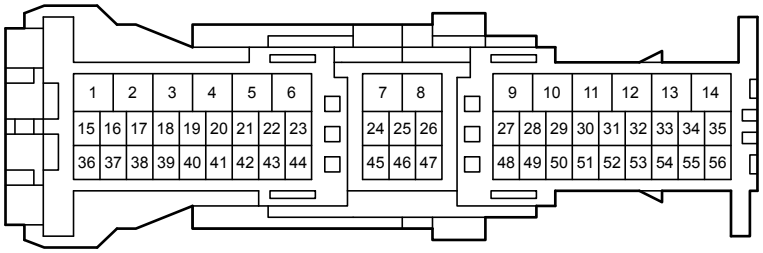


2J
White

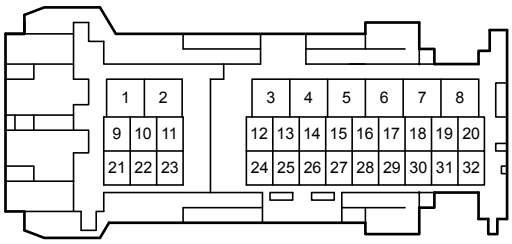


2K
White

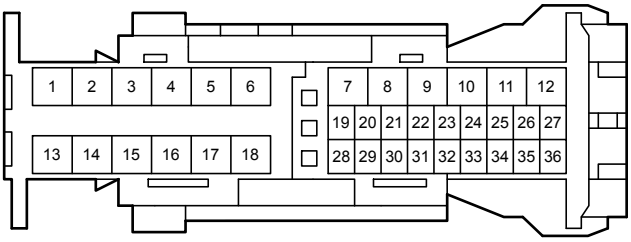


EA1
White

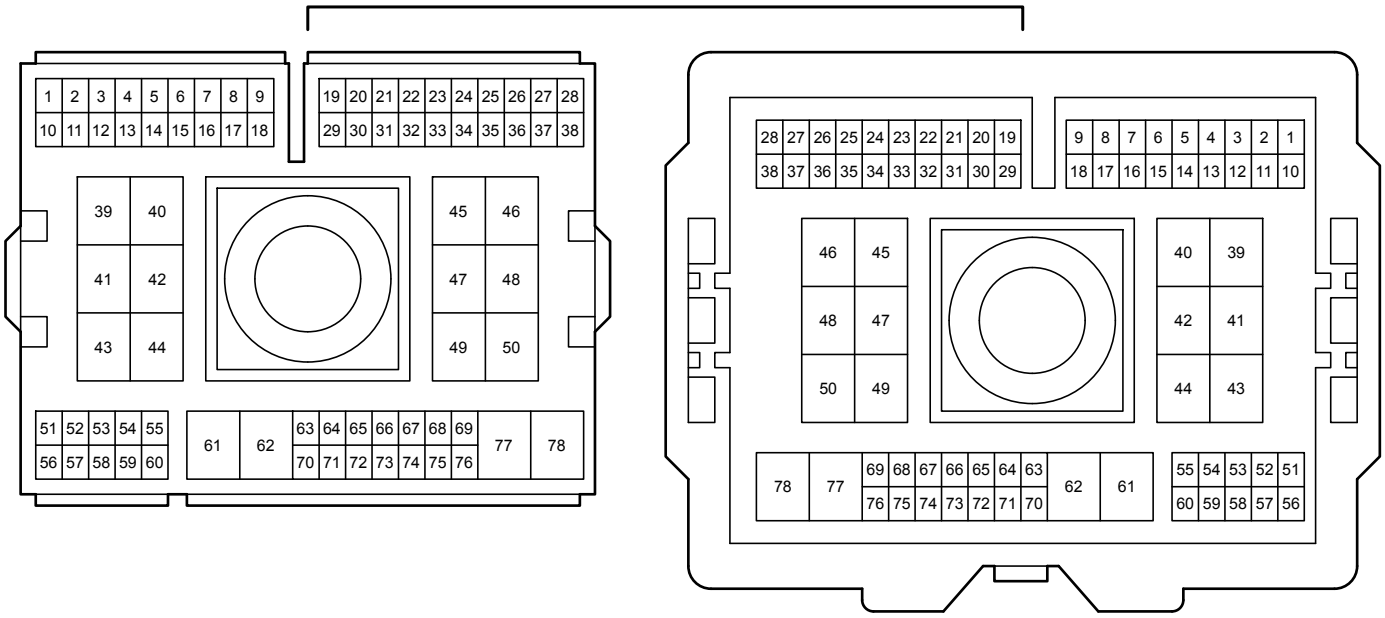

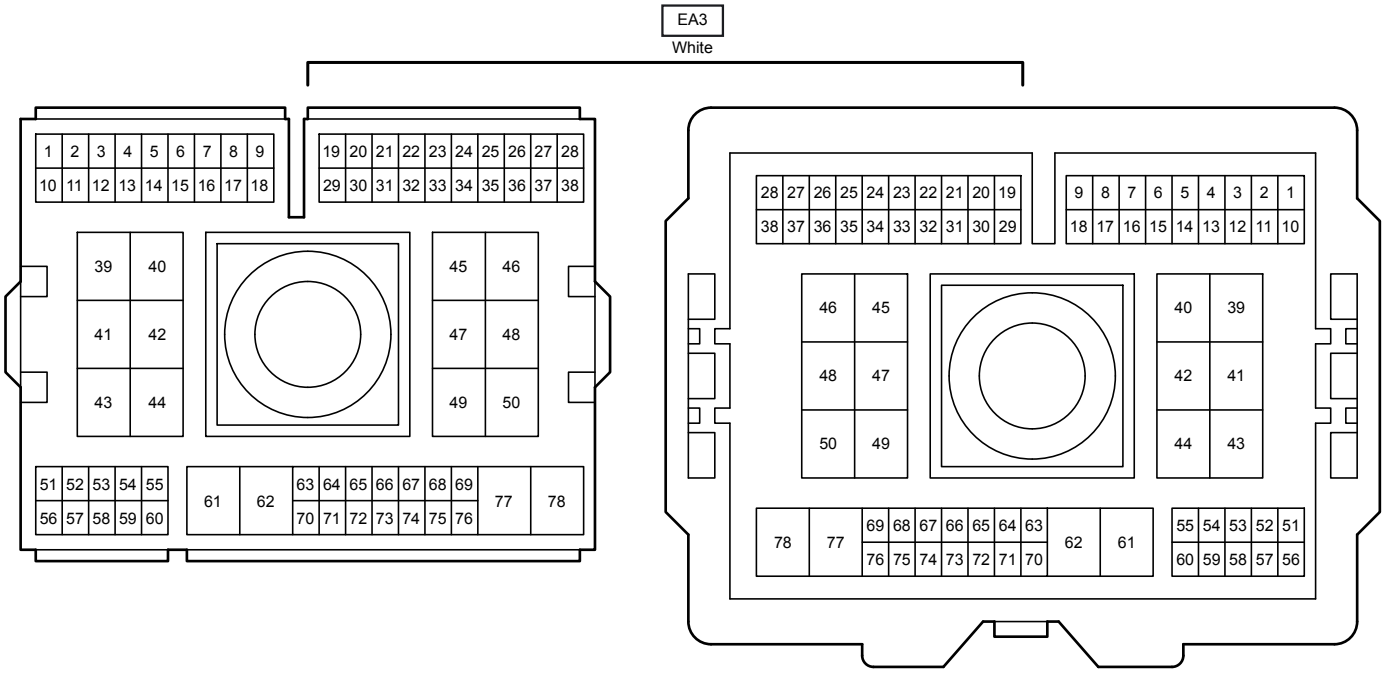
EA3
White

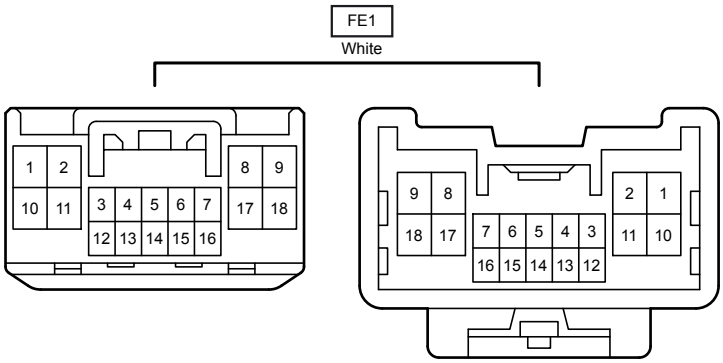
FE1
White

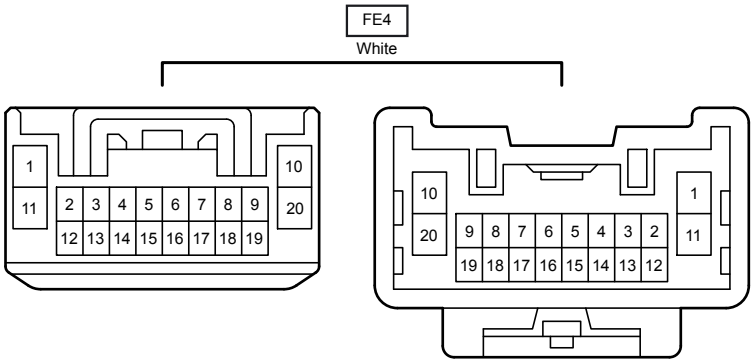
FE4
White

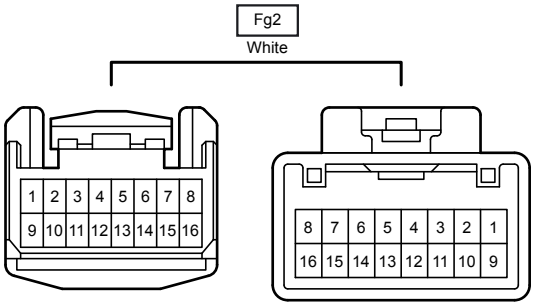
Fg2
White

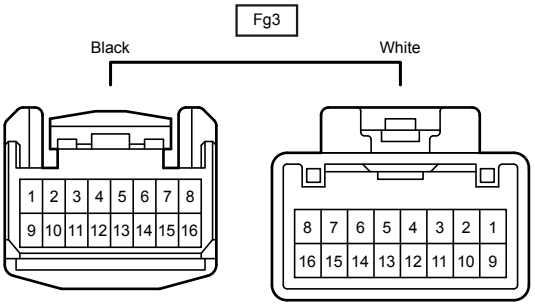
Fg3
Black
White

GE1
White

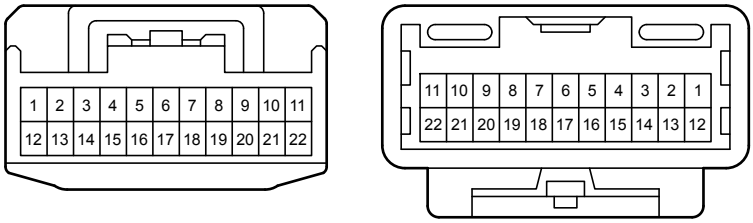


IE3
White

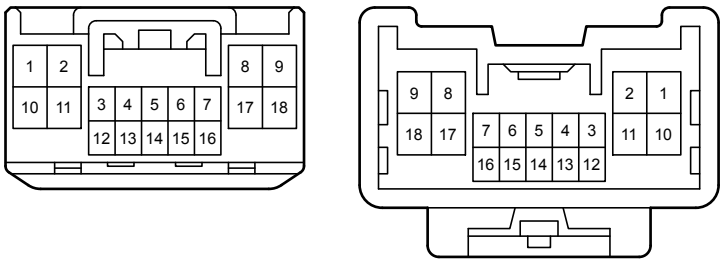


KL1
White

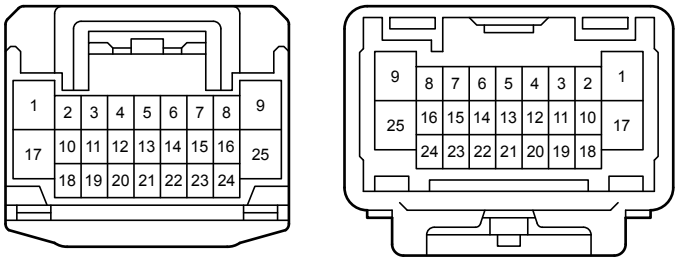


RE1
White

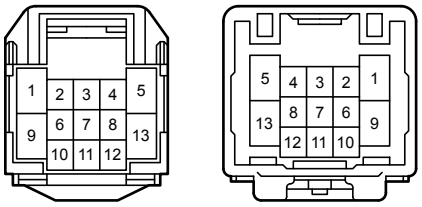


RE3
Blue

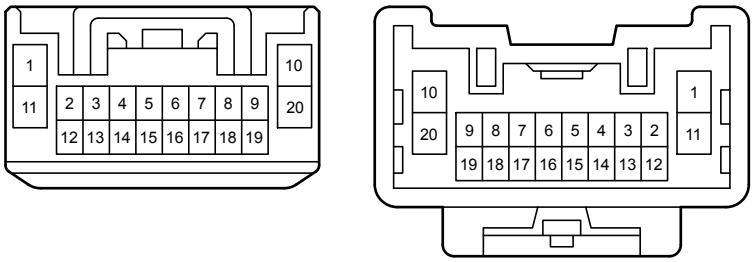


SK3
Blue

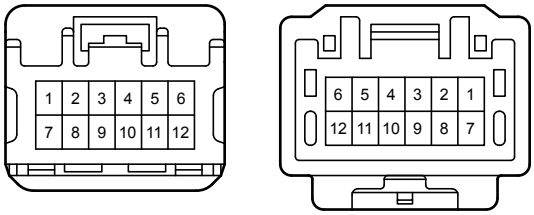

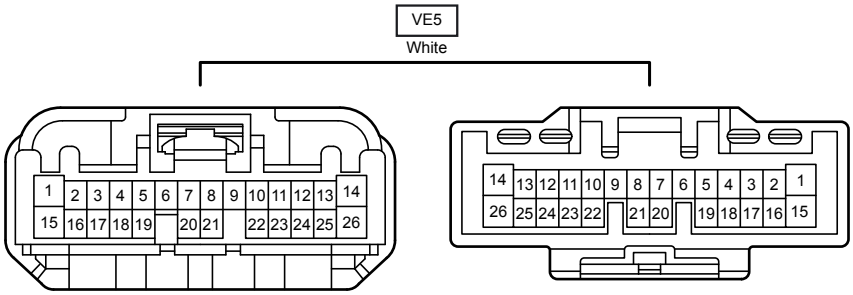
VE5
White
1 2 3 4 5 6 7 8 9 10 11 12 13 14
15 16 17 18 19 20 21 22 23 24 25 26
14 13 12 11 10 9 8 7 6 5 4 3 2 1
26 25 24 23 22 21 20 19 18 17 16 15

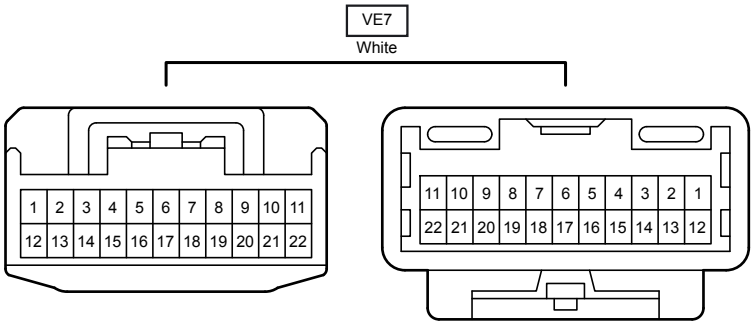
VE7
White
1 2 3 4 5 6 7 8 9 10 11
12 13 14 15 16 17 18 19 20 21 22
11 10 9 8 7 6 5 4 3 2 1
22 21 20 19 18 17 16 15 14 13 12

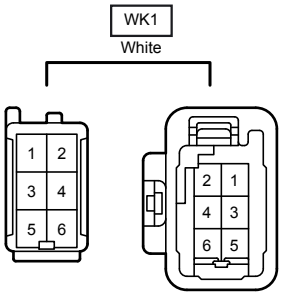
WK1
White
1 2
3 4
5 6
2 1
4 3
6 5

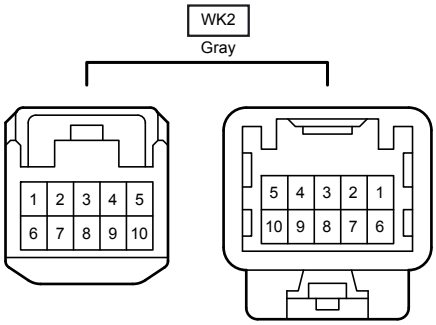
WK2
Gray
1 2 3 4 5
6 7 8 9 10
5 4 3 2 1
10 9 8 7 6

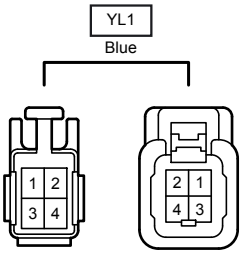
YL1
Blue
1 2
3 4
2 1
4 3

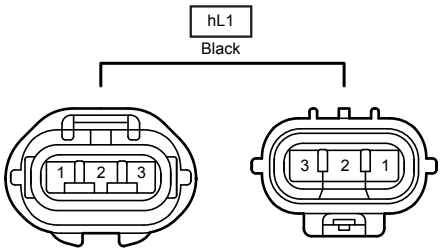
hL1
Black
1 2 3
3 2 1

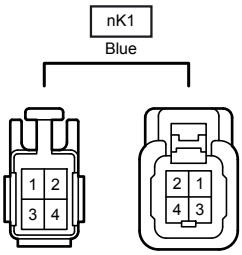
nK1
Blue
1 2
3 4
2 1
4 3