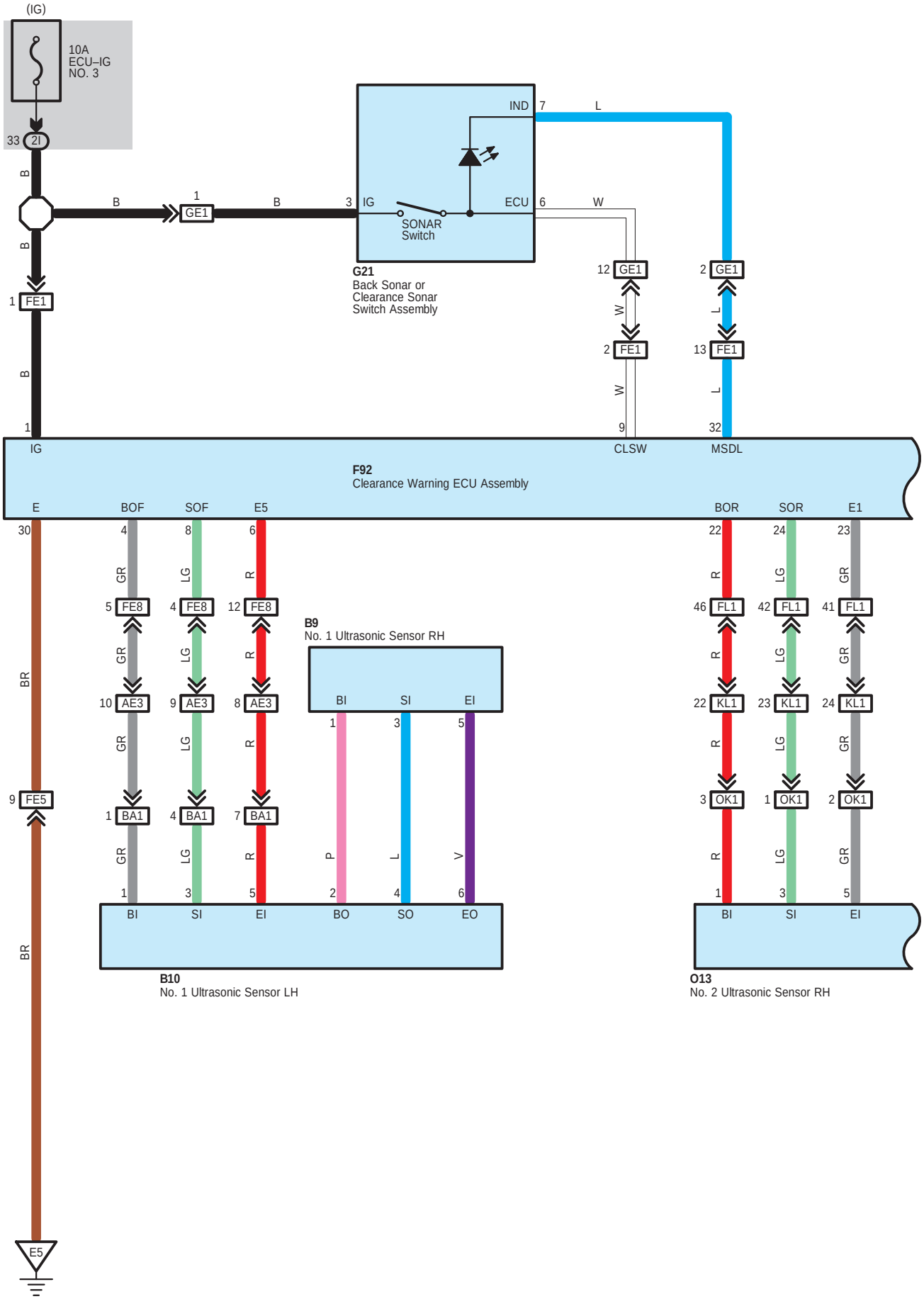
(IG)
10A
ECU–IG
NO. 3
33 2I
B
B
1 GE1
B
3 IG
IND 7
L
ECU 6
W
SONAR
Switch
G21
Back Sonar or
Clearance Sonar
Switch Assembly
12 GE1
2 GE1
W
L
2 FE1
13 FE1
W
L
1 FE1
B
1
IG
9
CLSW
32
MSDL
F92
Clearance Warning ECU Assembly
E
BOF
SOF
E5
BOR
SOR
E1
30
4
8
6
22
24
23
GR
LG
R
R
LG
GR
5 FE8
4 FE8
12 FE8
46 FL1
42 FL1
41 FL1
B9
No. 1 Ultrasonic Sensor RH
BR
10 AE3
9 AE3
8 AE3
BI
SI
EI
22 KL1
23 KL1
24 KL1
1
3
5
9 FE5
1 BA1
4 BA1
7 BA1
3 OK1
1 OK1
2 OK1
P
L
V
1
3
5
2
4
6
BI
SI
EI
BO
SO
EO
BI
SI
EI
B10
No. 1 Ultrasonic Sensor LH
O13
No. 2 Ultrasonic Sensor RH
E5

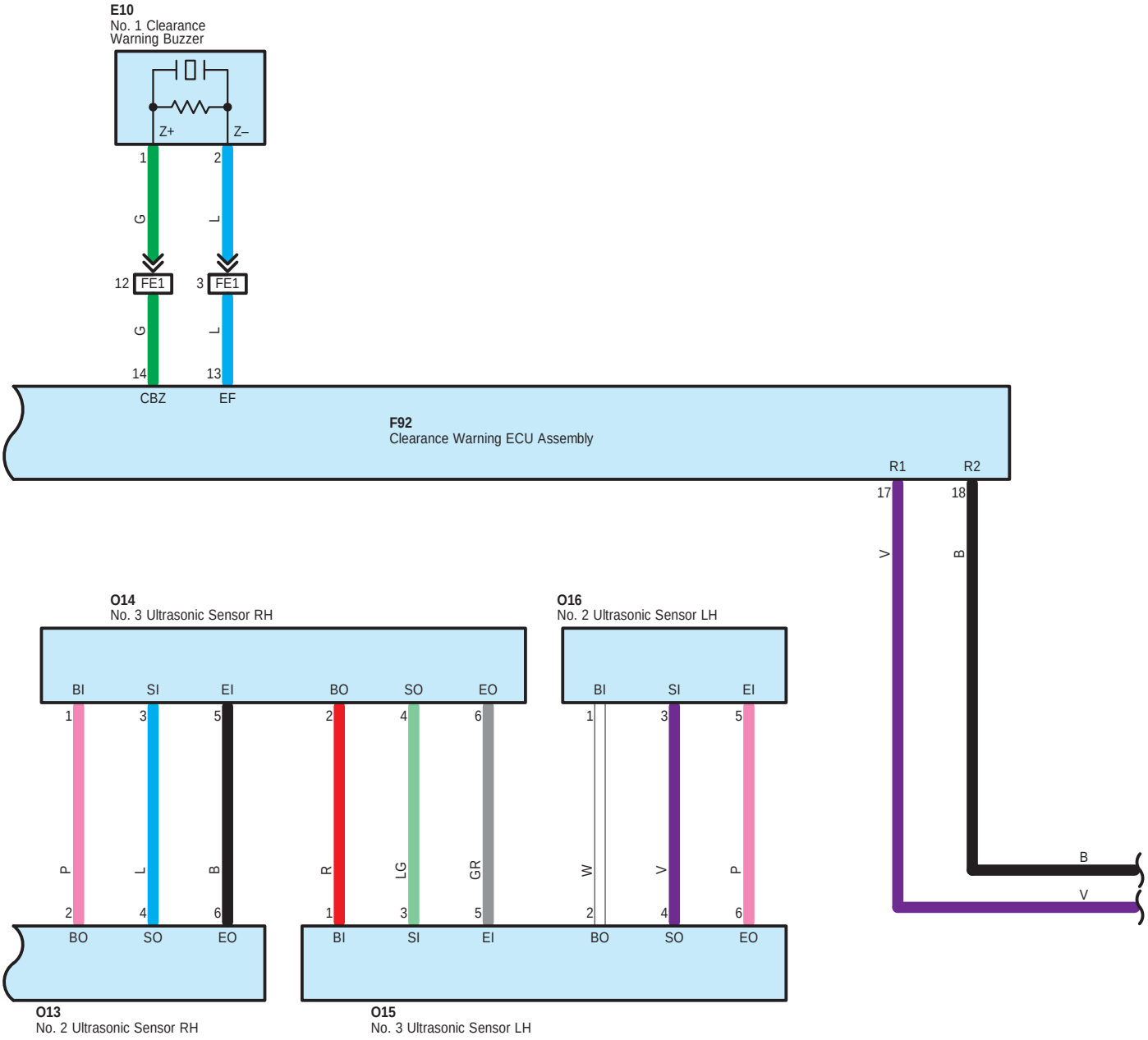
E10
No. 1 Clearance
Warning Buzzer
Z+
Z–
1
2
G
L
12
FE1
3
FE1
G
L
14
13
CBZ
EF
F92
Clearance Warning ECU Assembly
R1
R2
17
18
V
B
O14
No. 3 Ultrasonic Sensor RH
BI
SI
EI
BO
SO
EO
1
3
5
2
4
6
P
L
B
R
LG
GR
2
4
6
1
3
5
BO
SO
EO
BI
SI
EI
O16
No. 2 Ultrasonic Sensor LH
BI
SI
EI
1
3
5
W
V
P
2
4
6
BO
SO
EO
B
V
O13
No. 2 Ultrasonic Sensor RH
O15
No. 3 Ultrasonic Sensor LH

∗ 1 : Multi–Media Module Receiver Assembly Type
∗ 2 : Radio & Display Receiver Assembly Type
∗ 6 : 1VD–FTV
∗ 8 : 3UR–FE
∗11 : Except 3UR–FE
∗12 : 1UR–FE
∗13 : 1GR–FE
∗14 : Before Aug. 2017 Production
∗15 : From Aug. 2017 Production
∗16 : LHD ∗12, LHD ∗14 ∗13
∗17 : LHD ∗12, LHD ∗14 ∗13, M/T ∗15 ∗13
∗18 : ∗8, A/T ∗15 ∗13
∗19 : RHD ∗12, RHD ∗14 ∗13

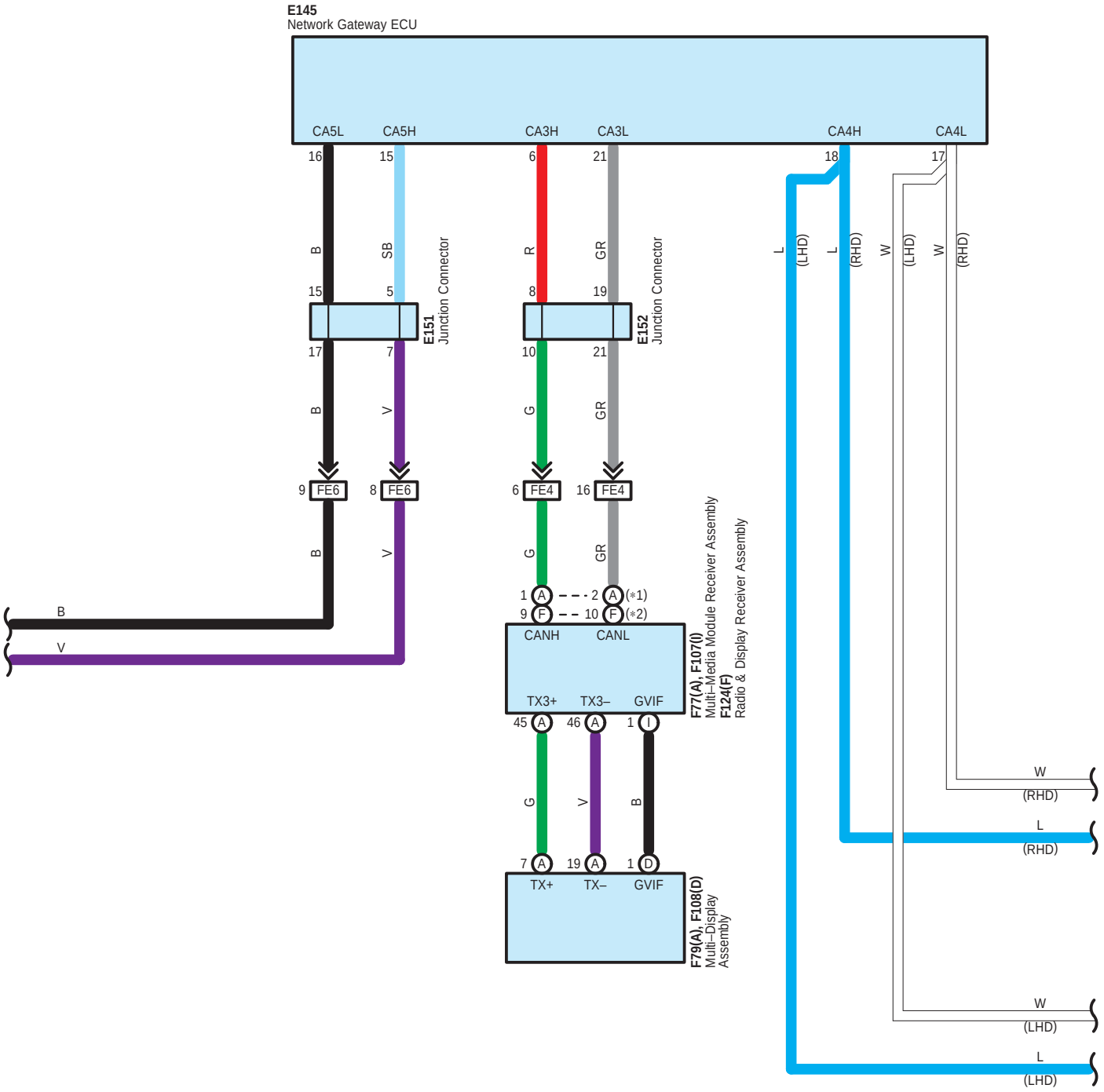

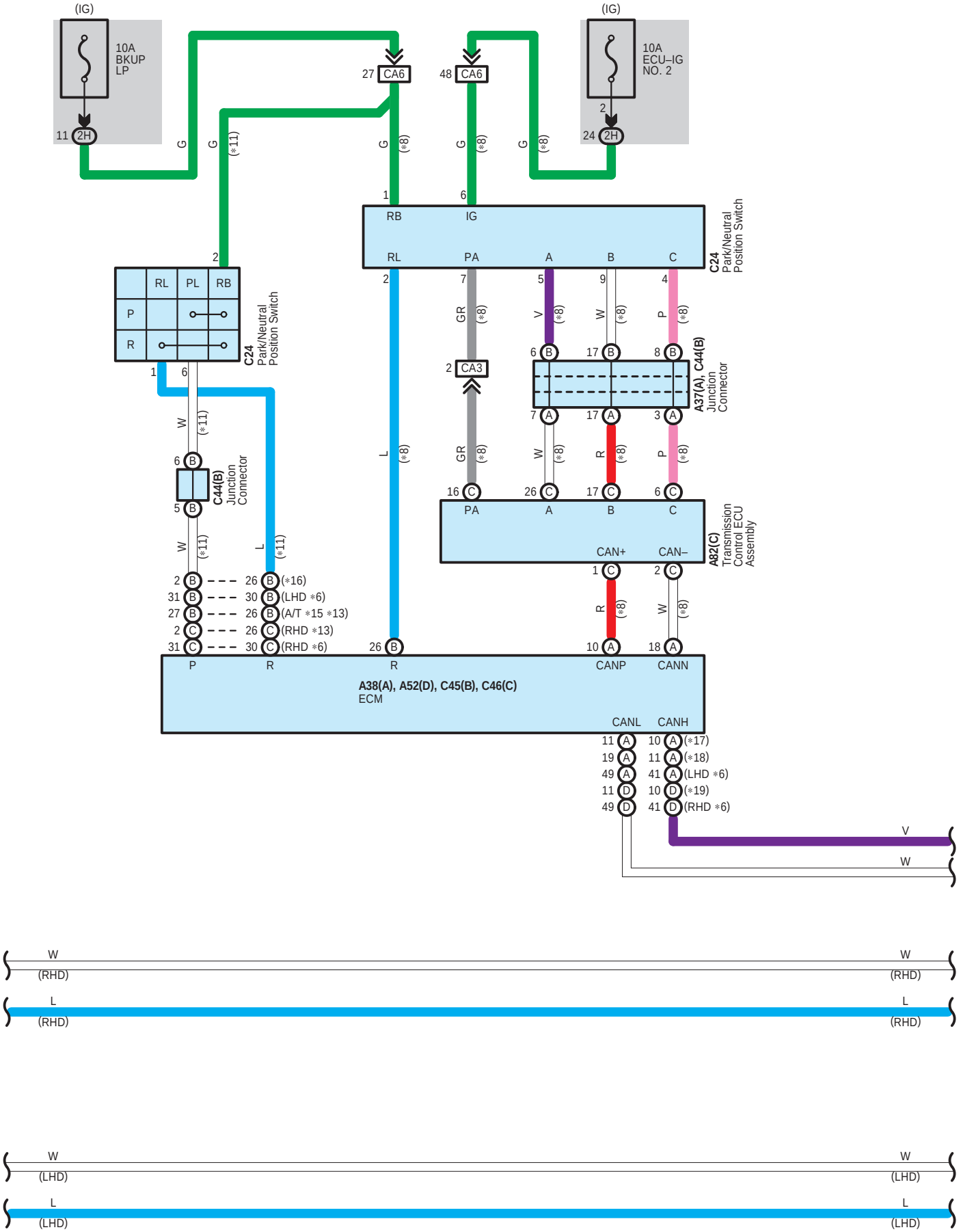
(IG)
10A
BKUP
LP
11 2H
(IG)
10A
ECU–IG
NO. 2
2
24 2H
27 CA6
48 CA6
G
(*11)
(*8)
1 RB
6 IG
RL PA A B C
C24
Park/Neutral
Position Switch
RL PL RB
P
R
C24
Park/Neutral
Position Switch
2 CA3
GR
V
W
P
A37(A), C44(B)
Junction
Connector
L
C44(B)
Junction
Connector
PA A B C
A82(C)
Transmission
Control ECU
Assembly
CAN+ CAN–
R
2 B (*16)
31 B 30 B (LHD *6)
27 B 26 B (A/T *15 *13)
2 C 26 C (RHD *13)
31 C 30 C (RHD *6)
P R R CANP CANN
A38(A), A52(D), C45(B), C46(C)
ECM
CANL CANH
11 A 10 A (*17)
19 A 11 A (*18)
49 A 41 A (LHD *6)
11 D 10 D (*19)
49 D 41 D (RHD *6)
V
W
W
(RHD)
L
(RHD)
W
(LHD)
L
(LHD)

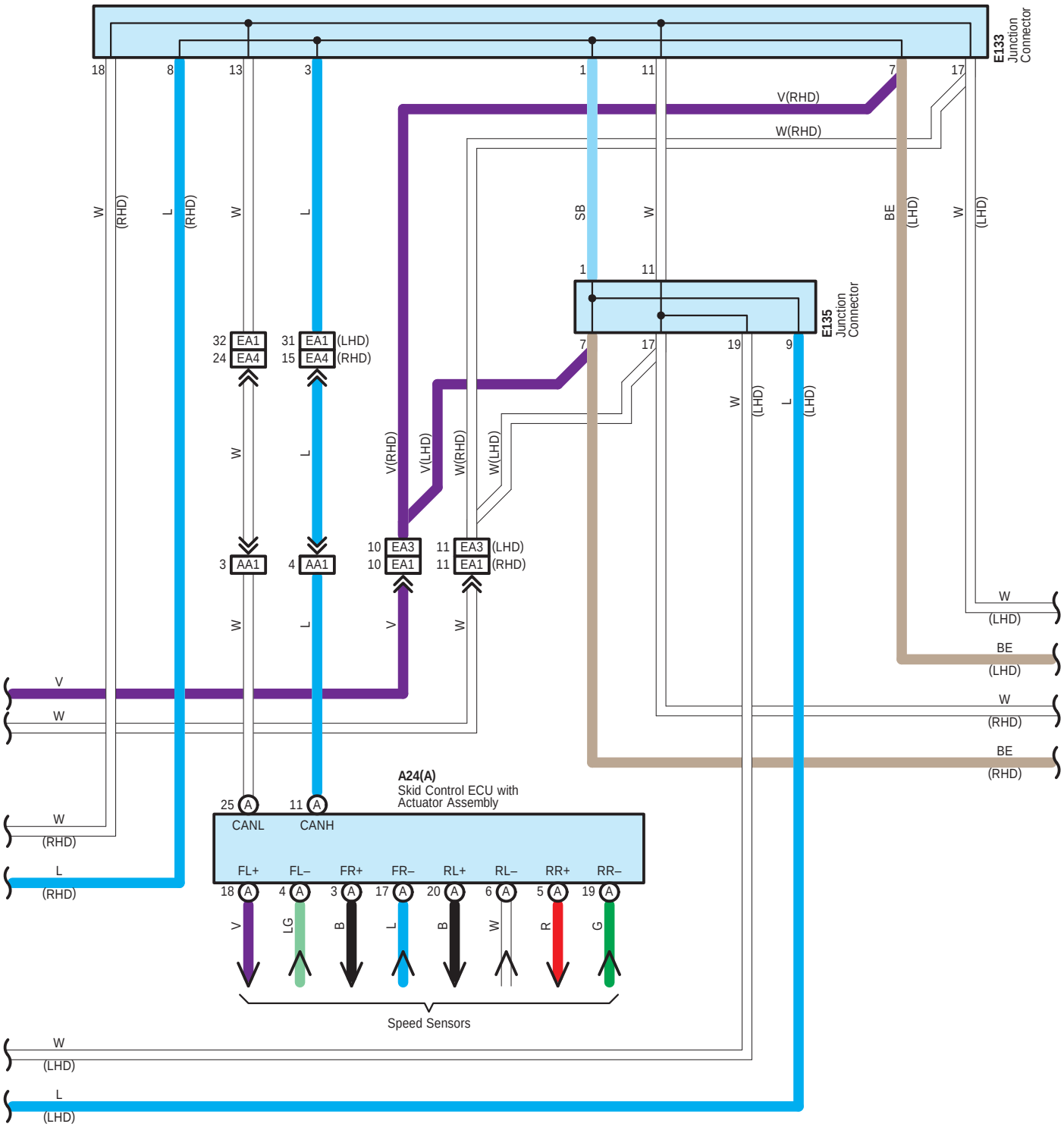
E133
Junction
Connector
18
8
13
3
1
11
7
17
V(RHD)
W(RHD)
W
(RHD)
L
(RHD)
W
L
SB
W
BE
(LHD)
W
(LHD)
1
11
E135
Junction
Connector
7
17
19
9
32 EA1
24 EA4
31 EA1 (LHD)
15 EA4 (RHD)
W
L
V(RHD)
V(LHD)
W(RHD)
W(LHD)
W
(LHD)
L
(LHD)
3 AA1
4 AA1
10 EA3
10 EA1
11 EA3 (LHD)
11 EA1 (RHD)
W
L
V
W
W
(LHD)
BE
(LHD)
V
W
W
(RHD)
BE
(RHD)
A24(A)
Skid Control ECU with
Actuator Assembly
25 A
11 A
CANL
CANH
W
(RHD)
L
(RHD)
FL+
FL–
FR+
FR–
RL+
RL–
RR+
RR–
18 A
4 A
3 A
17 A
20 A
6 A
5 A
19 A
V
LG
B
L
B
W
R
G
Speed Sensors
W
(LHD)
L
(LHD)

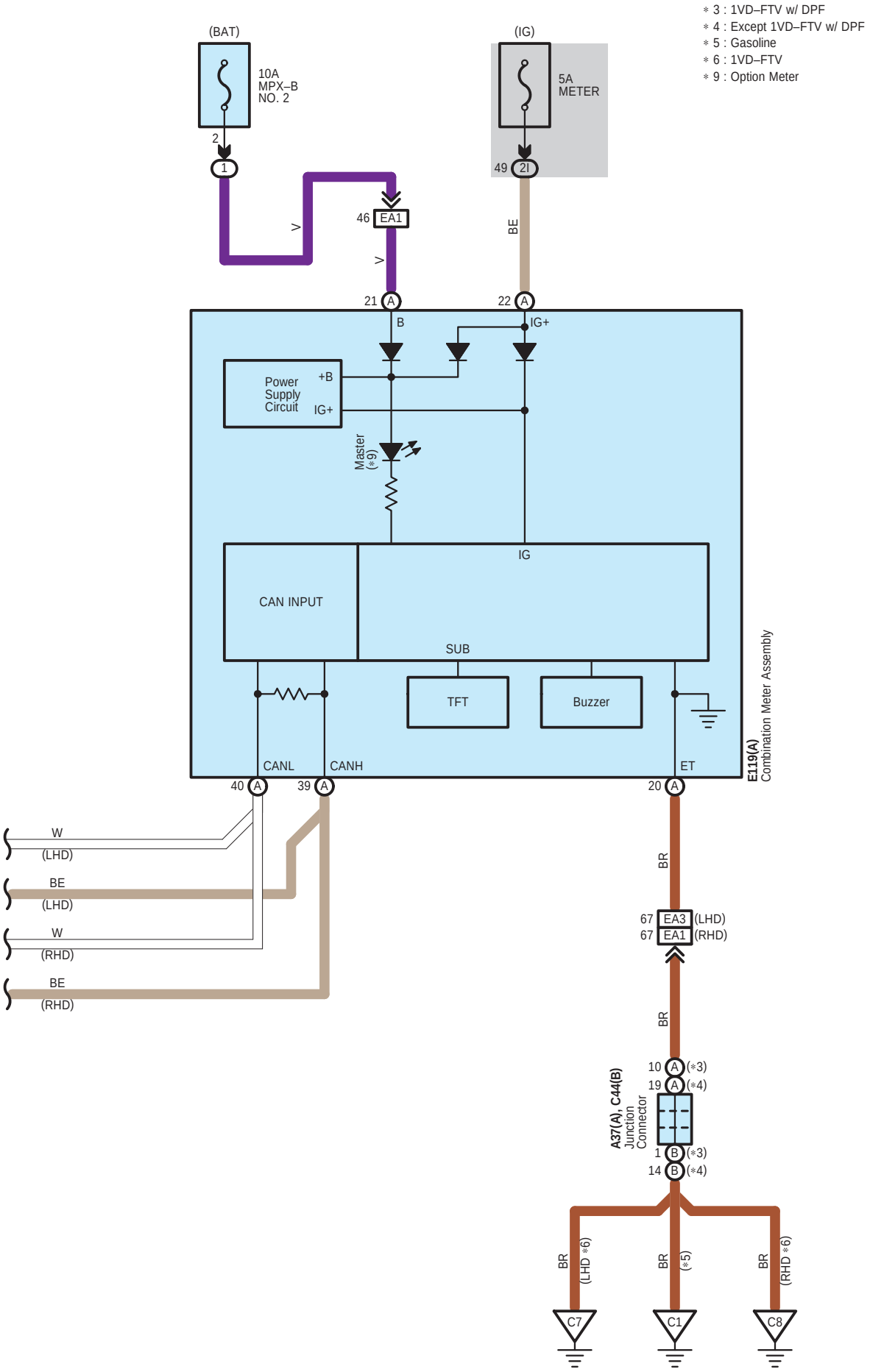
∗ 3 : 1VD–FTV w/ DPF
∗ 4 : Except 1VD–FTV w/ DPF
∗ 5 : Gasoline
∗ 6 : 1VD–FTV
∗ 9 : Option Meter
(BAT)
10A
MPX–B
NO. 2
(IG)
5A
METER
2
1
49
2I
46
EA1
V
V
BE
21
A
22
A
B
IG+
Power
Supply
Circuit
+B
IG+
Master
(∗9)
IG
CAN INPUT
SUB
TFT
Buzzer
CANL
CANH
ET
40
A
39
A
20
A
E119(A)
Combination Meter Assembly
W
(LHD)
BE
(LHD)
W
(RHD)
BE
(RHD)
BR
67
EA3
(LHD)
67
EA1
(RHD)
BR
10
A
(∗3)
19
A
(∗4)
A37(A), C44(B)
Junction
Connector
1
B
(∗3)
14
B
(∗4)
BR
(LHD ∗6)
BR
(∗5)
BR
(RHD ∗6)
C7
C1
C8

A 24
Black

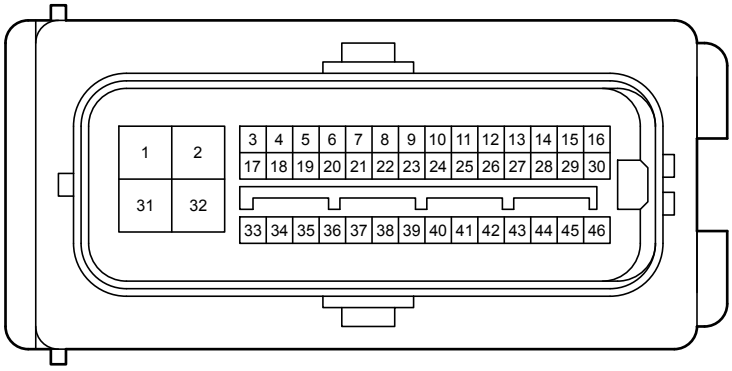

A 37
Blue

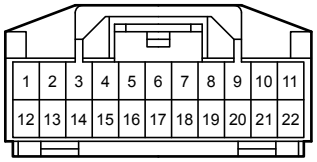

A 38
Black

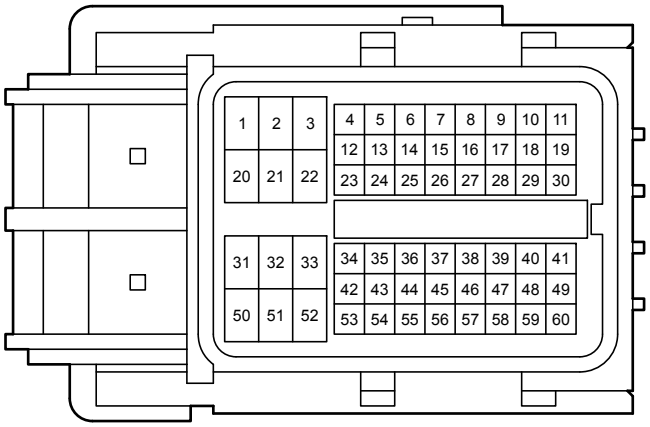

A 52
Black

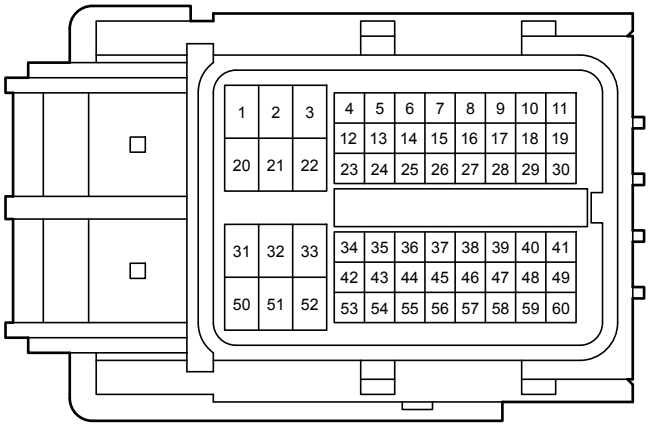

A 82
White

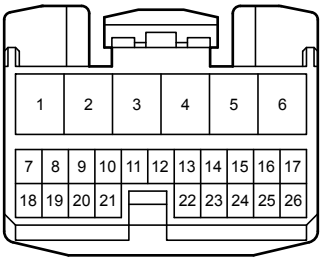

B 9
Black

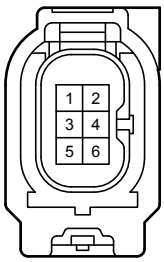

B 10
Black



C 24
Gray

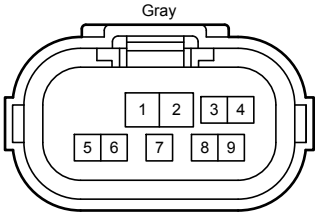

C 44
Blue

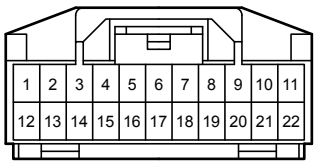

C 45

Black

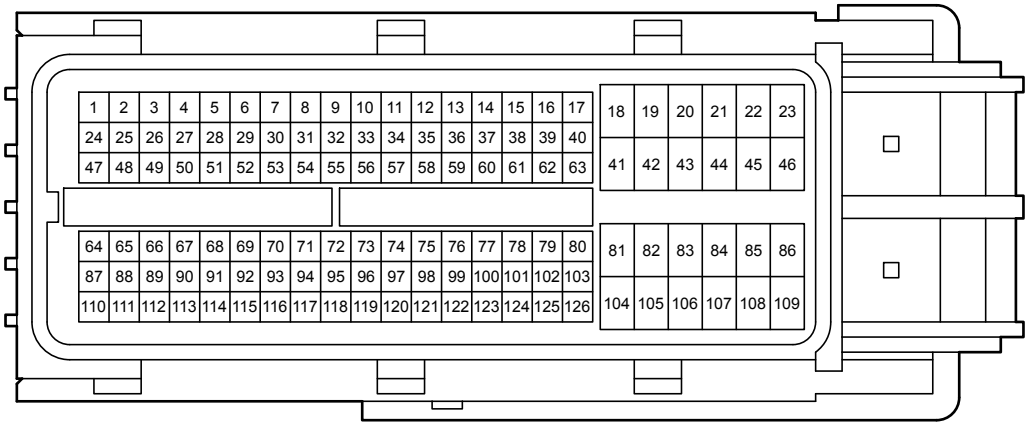

C 46

Black

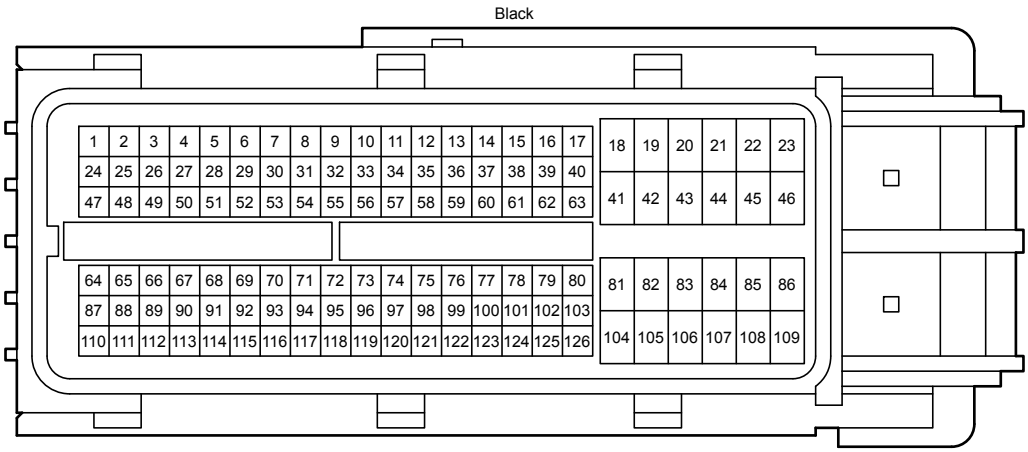

E 10

Black

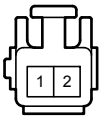

E119

Black

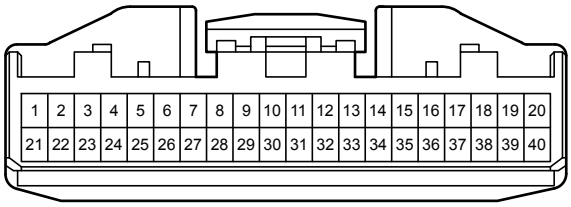

E133

White

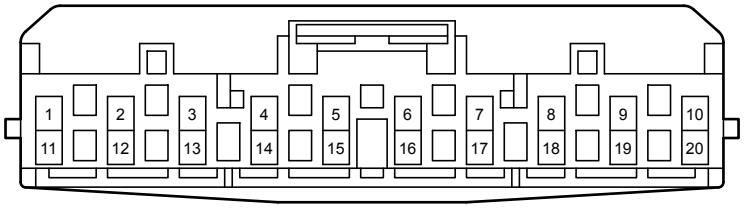

E135
White

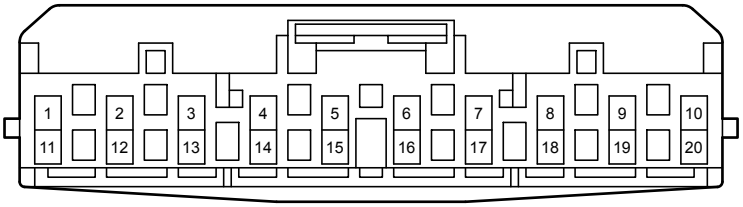

E145
Black

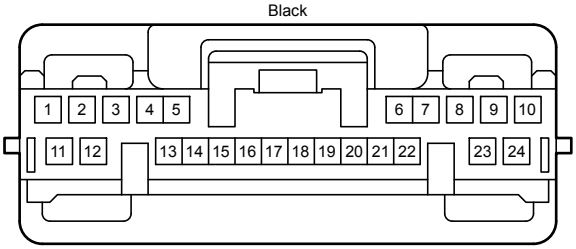

E151
White

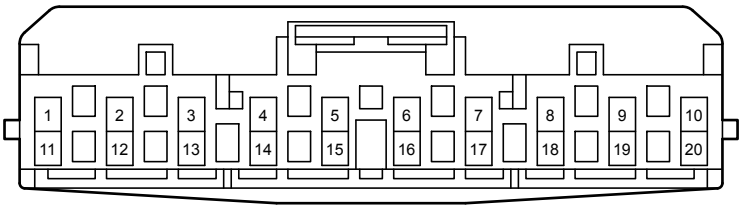

E152
Black

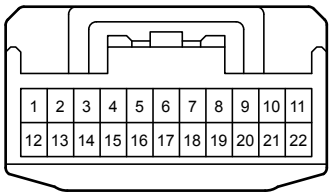

F 77
White

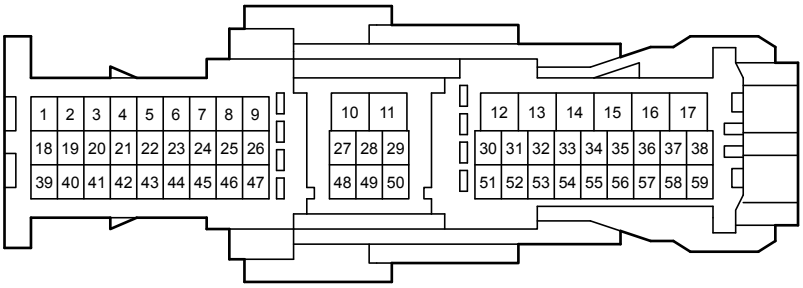

F 79
White

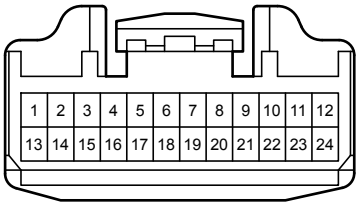

F 92
Black

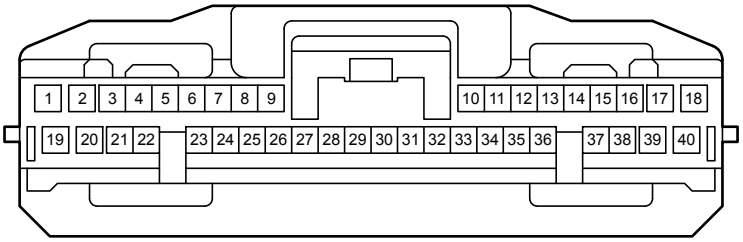

F107
Green

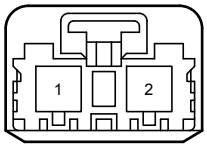

F108
Blue

F124
White

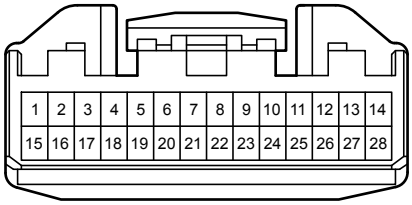

G 21
Black

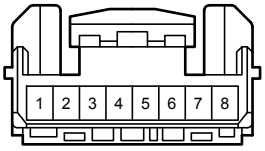

O 13
Black

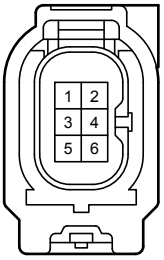

O 14
Black

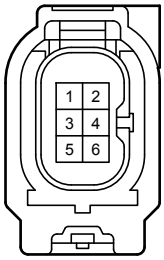

O 15
Black

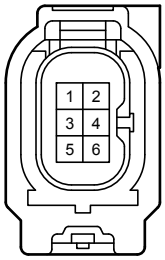

O 16
Black

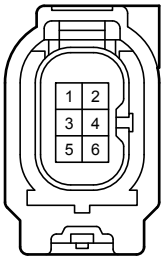

2H
White

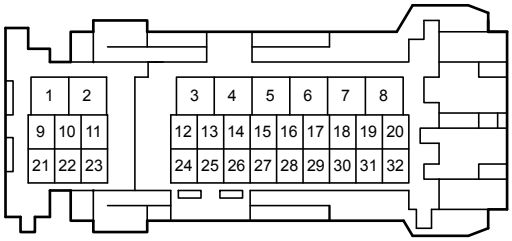

2I
White

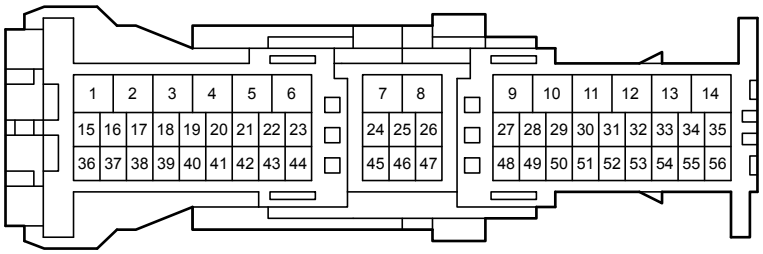

AA1
Gray

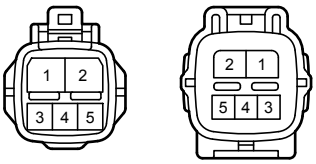

AE3
Gray

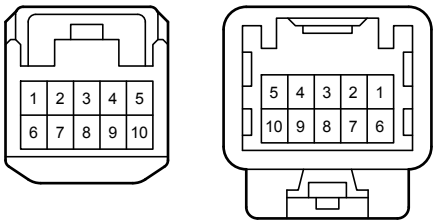

BA1
Black

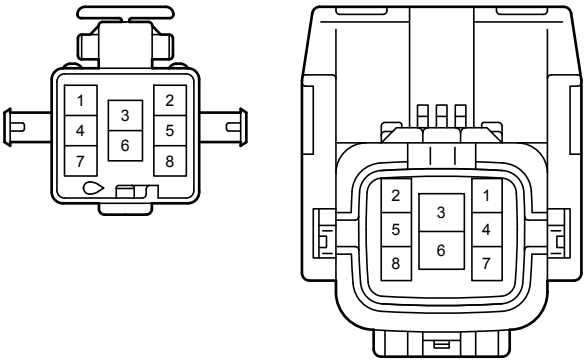

CA3
White

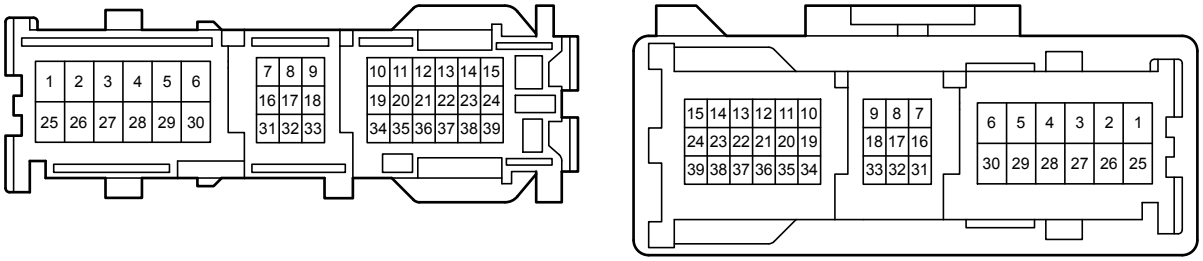

CA6
White

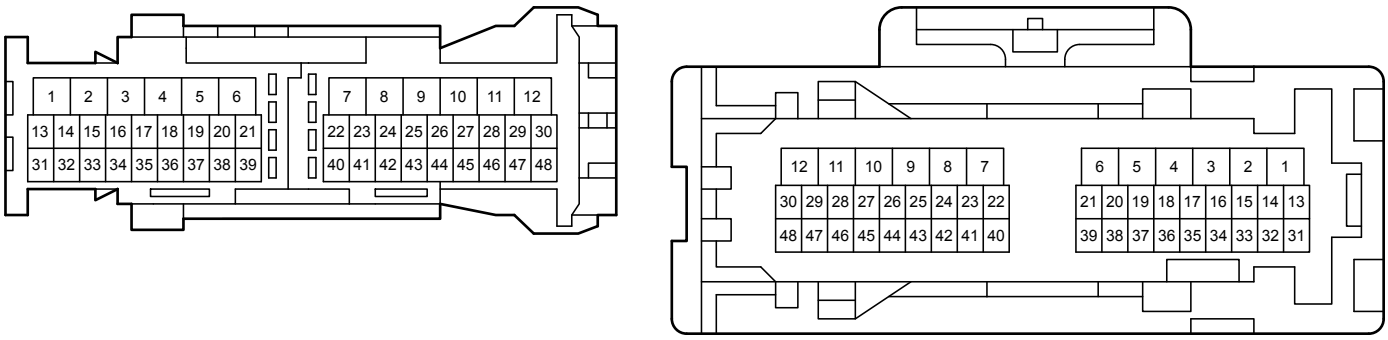

EA1
White

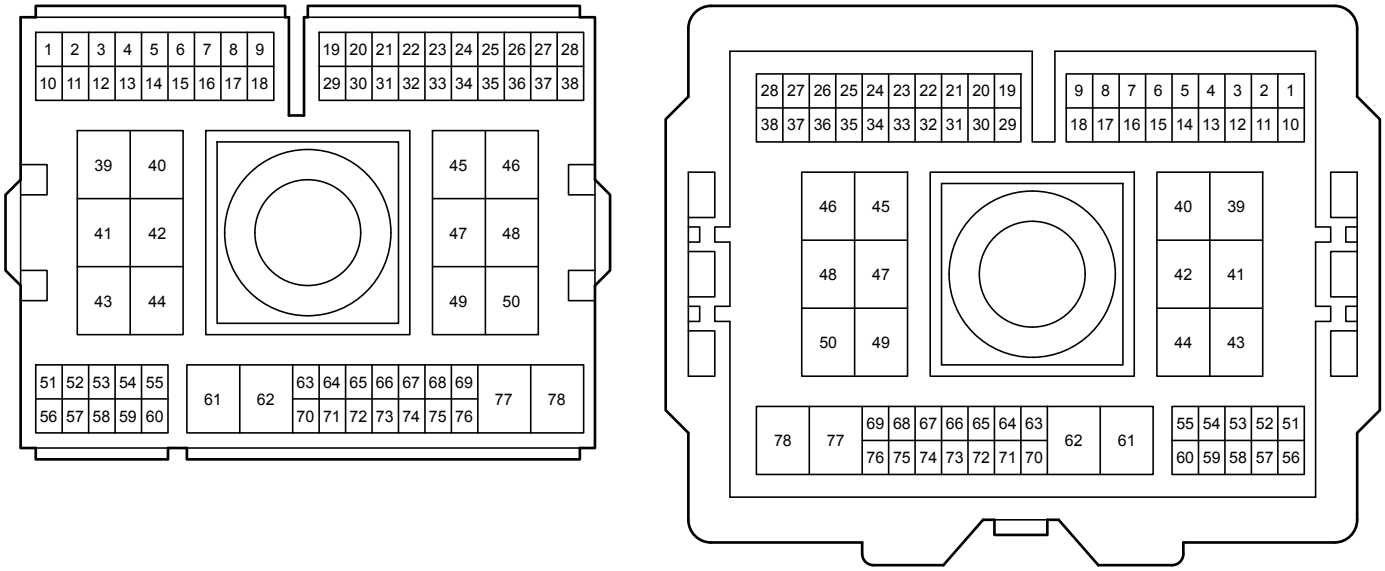

EA3
White

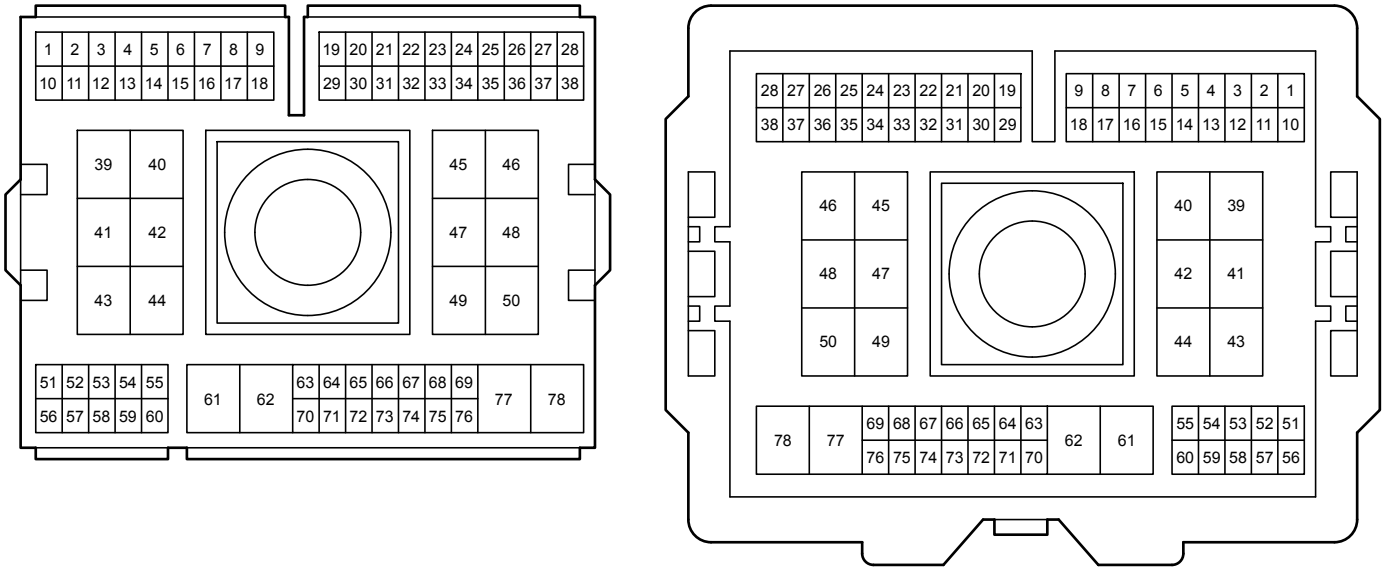

EA4
White

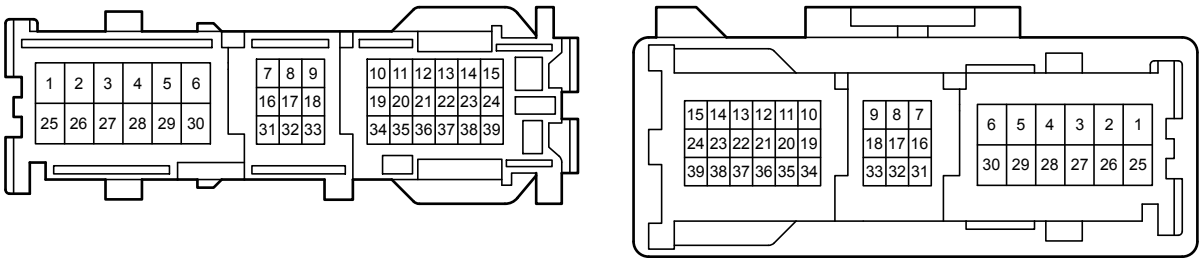

FE1
White

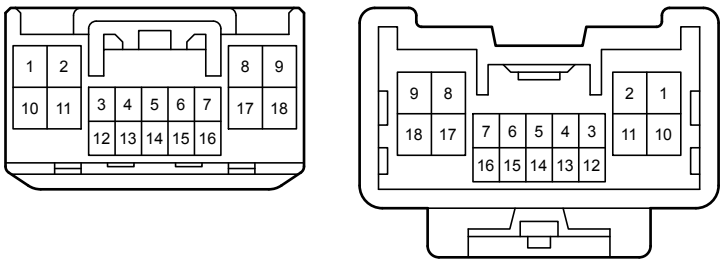

FE4
White

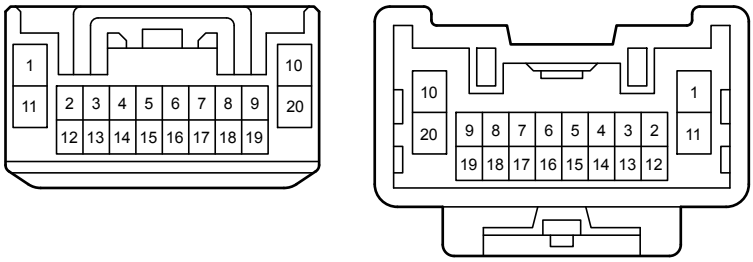

FE5
White

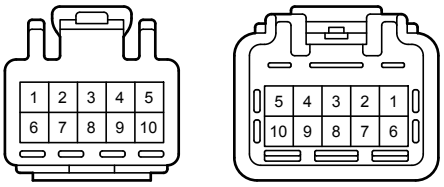

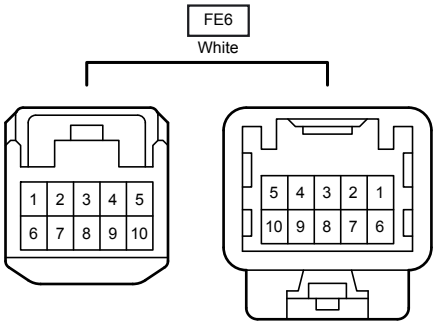
FE6
White
1 2 3 4 5
6 7 8 9 10
5 4 3 2 1
10 9 8 7 6

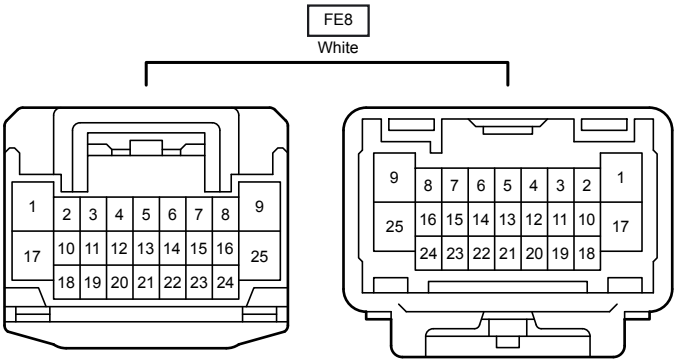
FE8
White
1 2 3 4 5 6 7 8 9
17 10 11 12 13 14 15 16 25
18 19 20 21 22 23 24
9 8 7 6 5 4 3 2 1
25 16 15 14 13 12 11 10 17
24 23 22 21 20 19 18

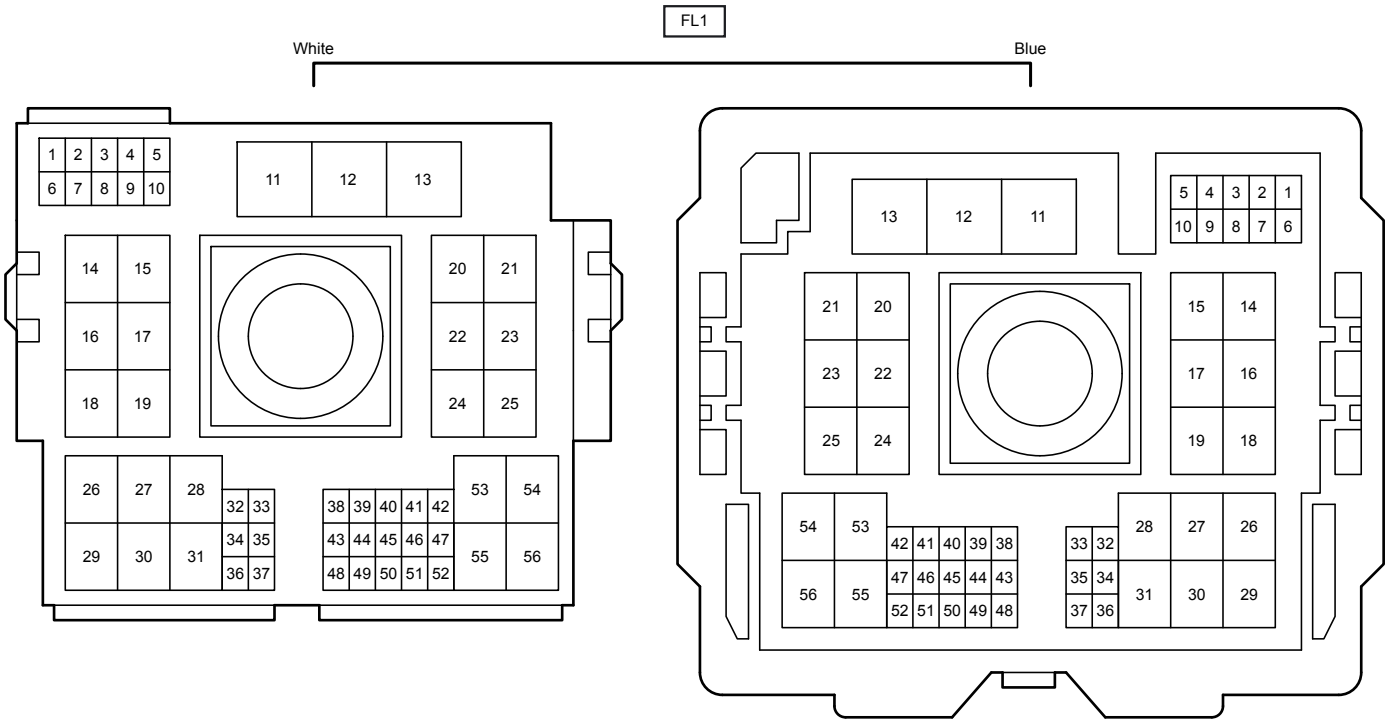
FL1
White
Blue
1 2 3 4 5
6 7 8 9 10
11 12 13
14 15
16 17
18 19
20 21
22 23
24 25
26 27 28
29 30 31
32 33
34 35
36 37
38 39 40 41 42
43 44 45 46 47
48 49 50 51 52
53 54
55 56
13 12 11
5 4 3 2 1
10 9 8 7 6
21 20
23 22
25 24
15 14
17 16
19 18
54 53
56 55
42 41 40 39 38
47 46 45 44 43
52 51 50 49 48
33 32
35 34
37 36
28 27 26
31 30 29

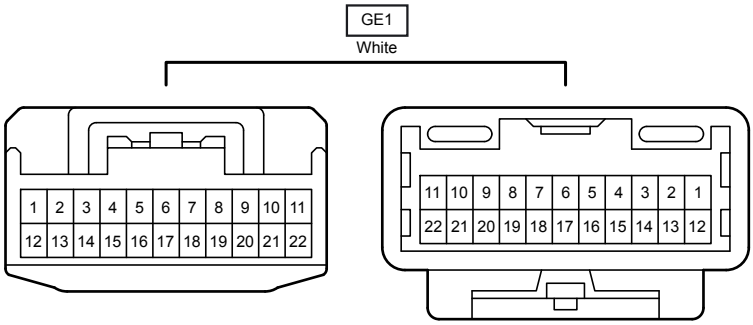
GE1
White
1 2 3 4 5 6 7 8 9 10 11
12 13 14 15 16 17 18 19 20 21 22
11 10 9 8 7 6 5 4 3 2 1
22 21 20 19 18 17 16 15 14 13 12

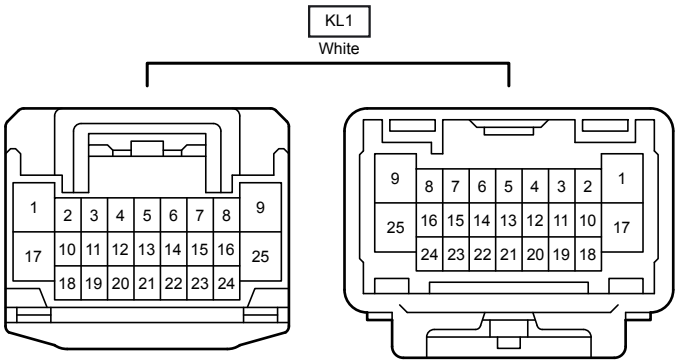
KL1
White
1 2 3 4 5 6 7 8 9
17 10 11 12 13 14 15 16 25
18 19 20 21 22 23 24
9 8 7 6 5 4 3 2 1
25 16 15 14 13 12 11 10 17
24 23 22 21 20 19 18

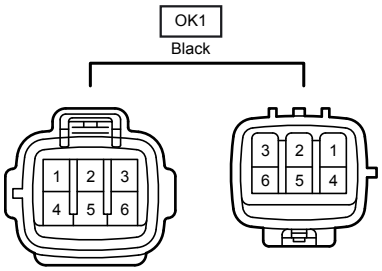
OK1
Black
1 2 3
4 5 6
3 2 1
6 5 4