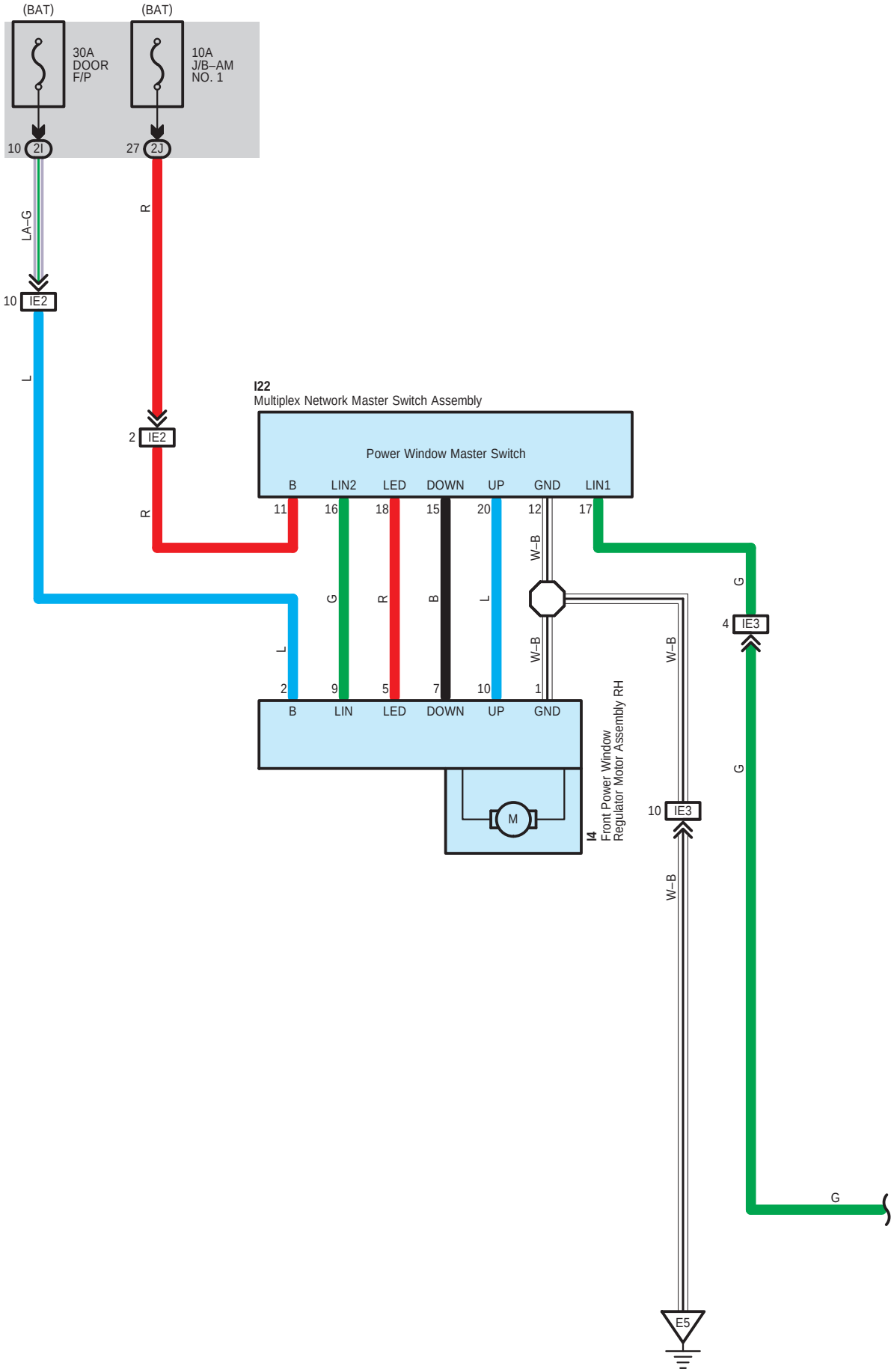
(BAT)
(BAT)
30A
DOOR
F/P
10A
J/B–AM
NO. 1
10 2I
27 2J
LA–G
R
10 IE2
L
2 IE2
R
I22
Multiplex Network Master Switch Assembly
Power Window Master Switch
B LIN2 LED DOWN UP GND LIN1
11 16 18 15 20 12 17
G R B L W–B
W–B
L
2 9 5 7 10 1
B LIN LED DOWN UP GND
M
I4
Front Power Window
Regulator Motor Assembly RH
W–B
G
4 IE3
G
10 IE3
W–B
G
E5

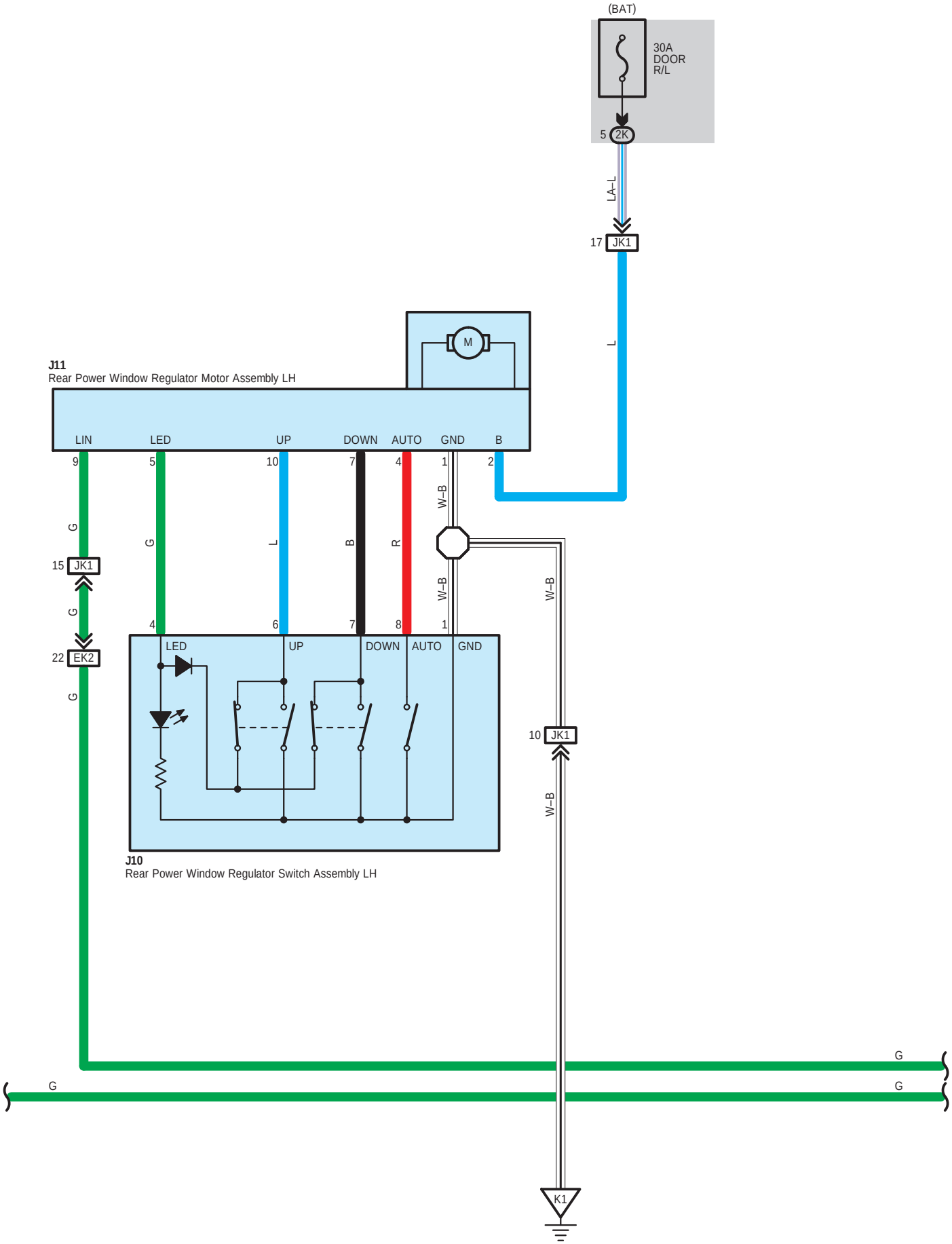
(BAT)
30A
DOOR
R/L
5 2K
LA–L
17 JK1
L
M
J11
Rear Power Window Regulator Motor Assembly LH
LIN
LED
UP
DOWN
AUTO
GND
B
9
5
10
7
4
1
2
W–B
G
G
L
B
R
15 JK1
W–B
W–B
G
4
6
7
8
1
22 EK2
LED
UP
DOWN
AUTO
GND
G
10 JK1
W–B
J10
Rear Power Window Regulator Switch Assembly LH
G
G
G
K1

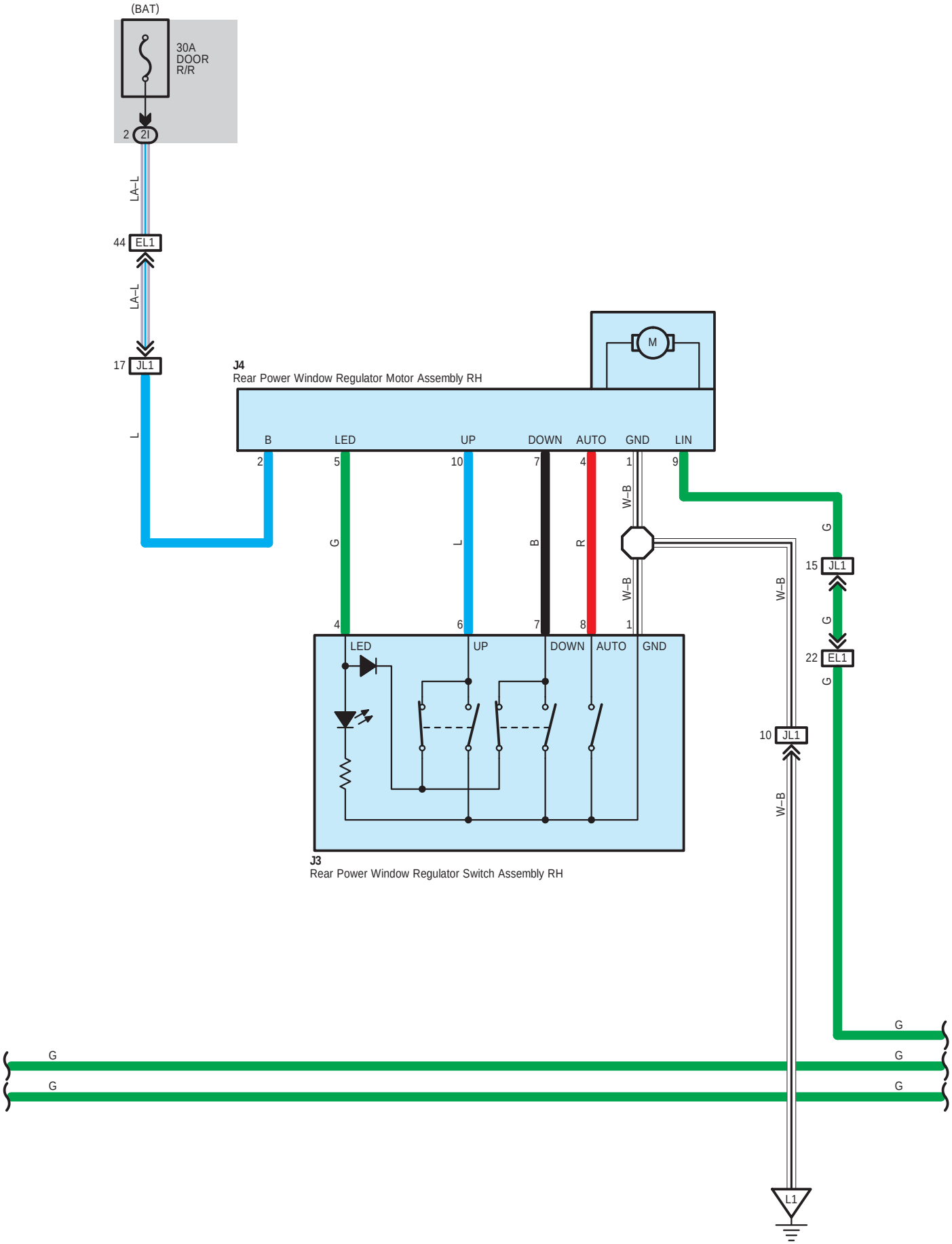
(BAT)
30A
DOOR
R/R
2
2I
LA–L
44
EL1
LA–L
17
JL1
L
J4
Rear Power Window Regulator Motor Assembly RH
M
B
LED
UP
DOWN
AUTO
GND
LIN
2
5
10
7
4
1
9
G
L
B
R
W–B
W–B
4
6
7
8
1
LED
UP
DOWN
AUTO
GND
J3
Rear Power Window Regulator Switch Assembly RH
G
15
JL1
G
22
EL1
G
W–B
10
JL1
W–B
G
G
G
G
G
L1

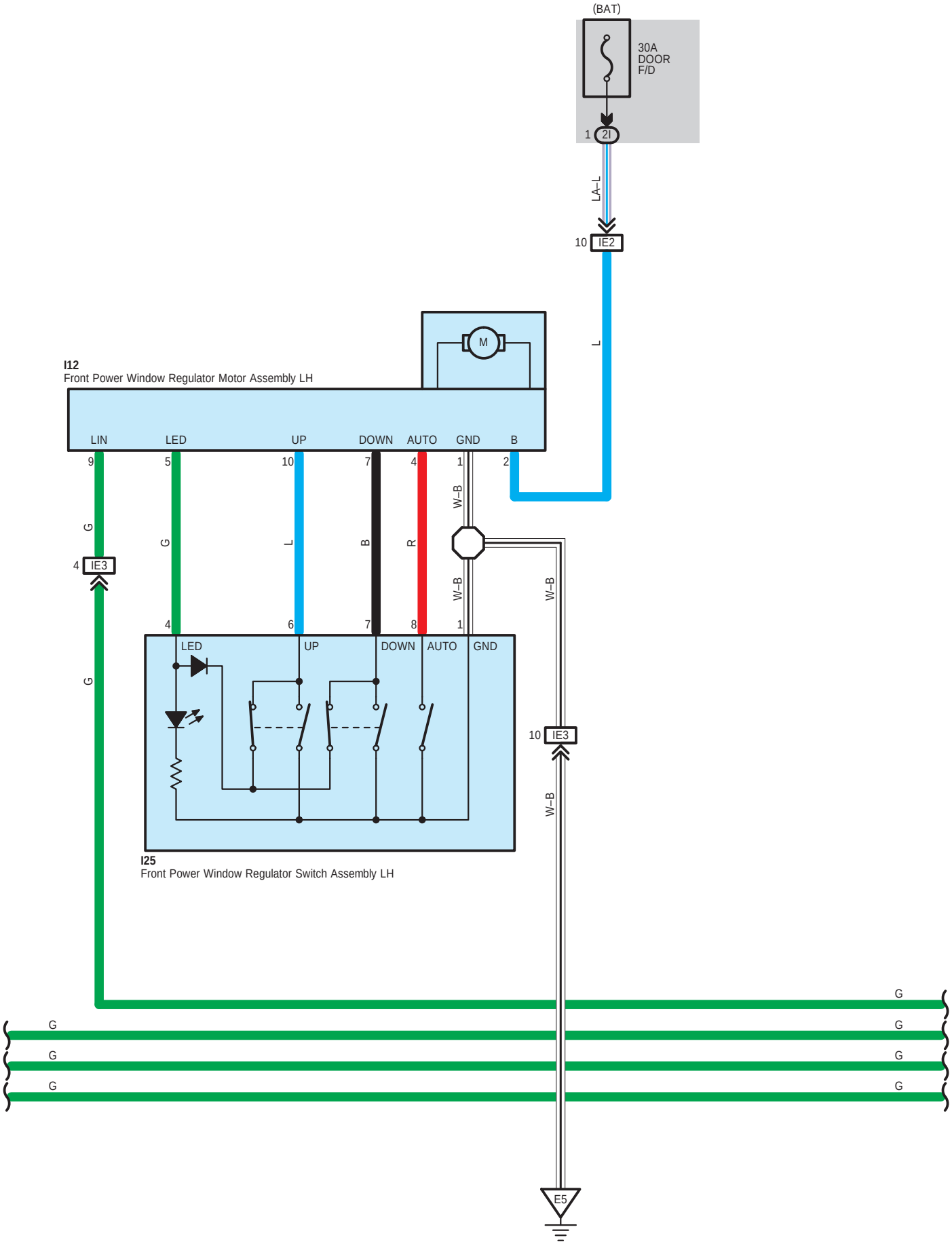
(BAT)
30A
DOOR
F/D
1
2I
LA–L
10
IE2
L
M
I12
Front Power Window Regulator Motor Assembly LH
LIN
LED
UP
DOWN
AUTO
GND
B
9
5
10
7
4
1
2
W–B
G
G
L
B
R
4
IE3
W–B
W–B
4
6
7
8
1
LED
UP
DOWN
AUTO
GND
G
10
IE3
W–B
I25
Front Power Window Regulator Switch Assembly LH
G
G
G
G
G
G
G
G
E5

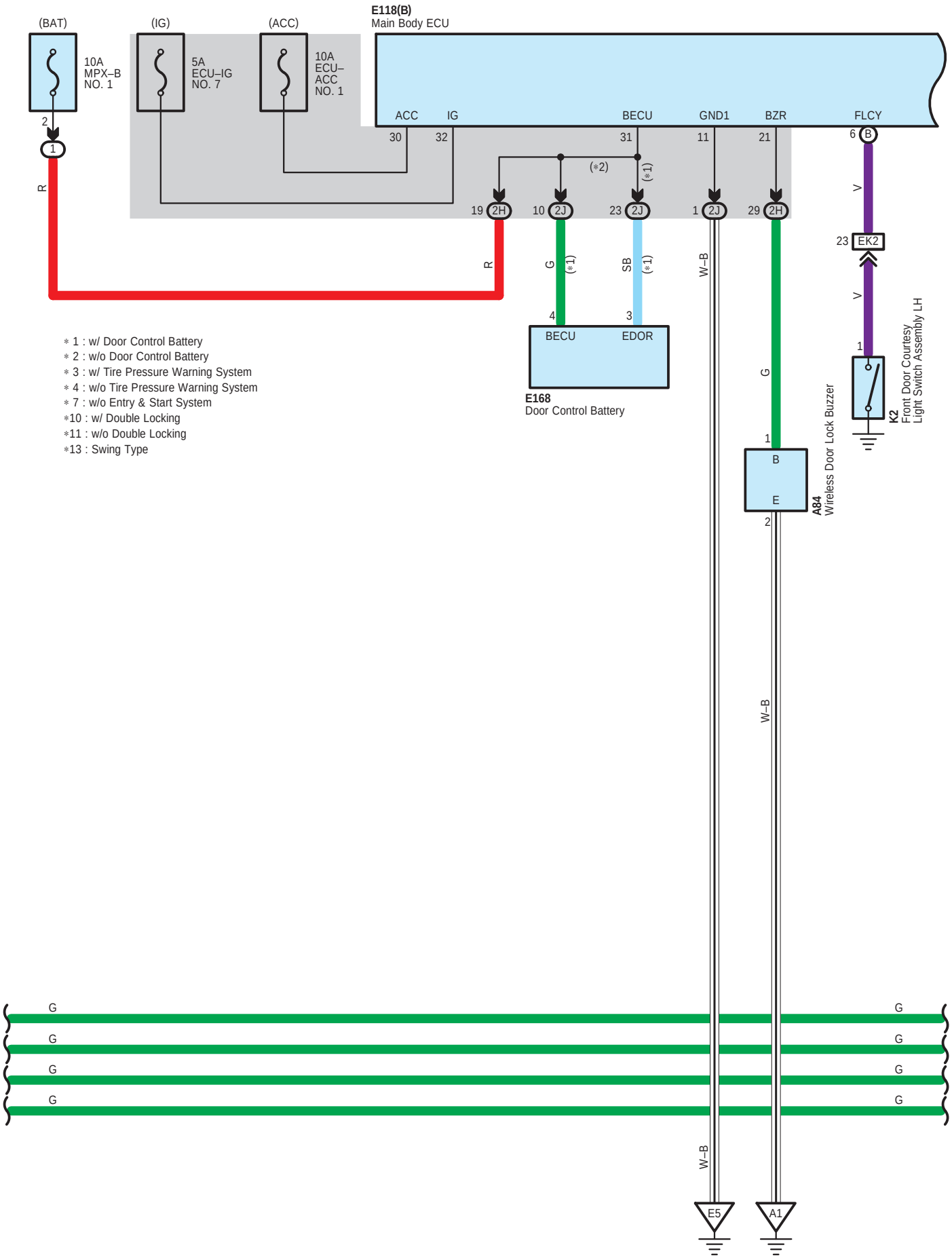

* 1 : w/ Door Control Battery
* 2 : w/o Door Control Battery
* 3 : w/ Tire Pressure Warning System
* 4 : w/o Tire Pressure Warning System
* 7 : w/o Entry & Start System
*10 : w/ Double Locking
*11 : w/o Double Locking
*13 : Swing Type

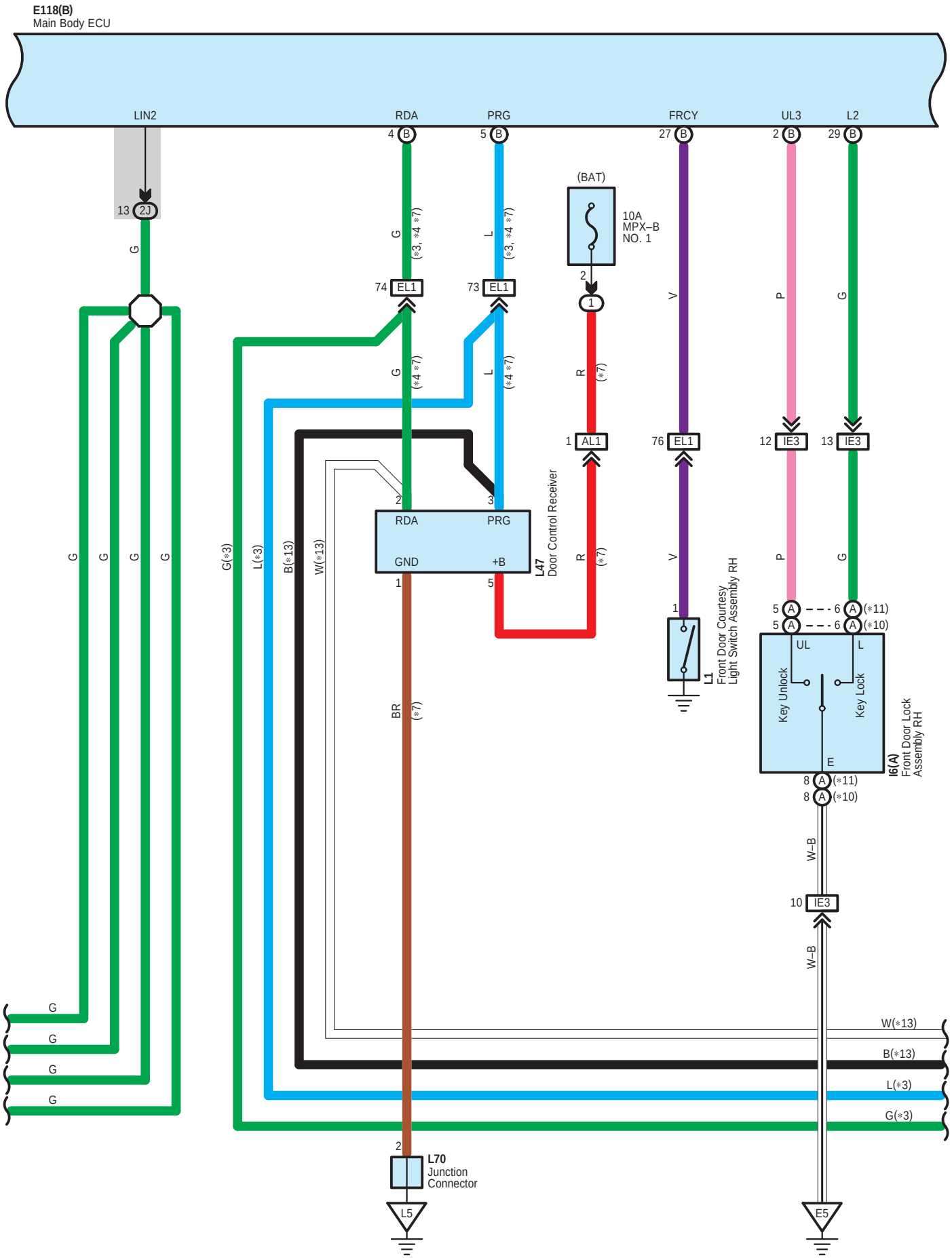
E118(B)
Main Body ECU
LIN2
RDA
PRG
FRCY
UL3
L2
4 B
5 B
27 B
2 B
29 B
13 2J
(BAT)
10A
MPX–B
NO. 1
74 EL1
73 EL1
76 EL1
12 IE3
13 IE3
1 AL1
RDA
PRG
GND
+B
L47
Door Control Receiver
L1
Front Door Courtesy
Light Switch Assembly RH
Key Unlock
Key Lock
UL
L
E
I6(A)
Front Door Lock
Assembly RH
10 IE3
W–B
W(∗13)
B(∗13)
L(∗3)
G(∗3)
L70
Junction
Connector
L5
E5

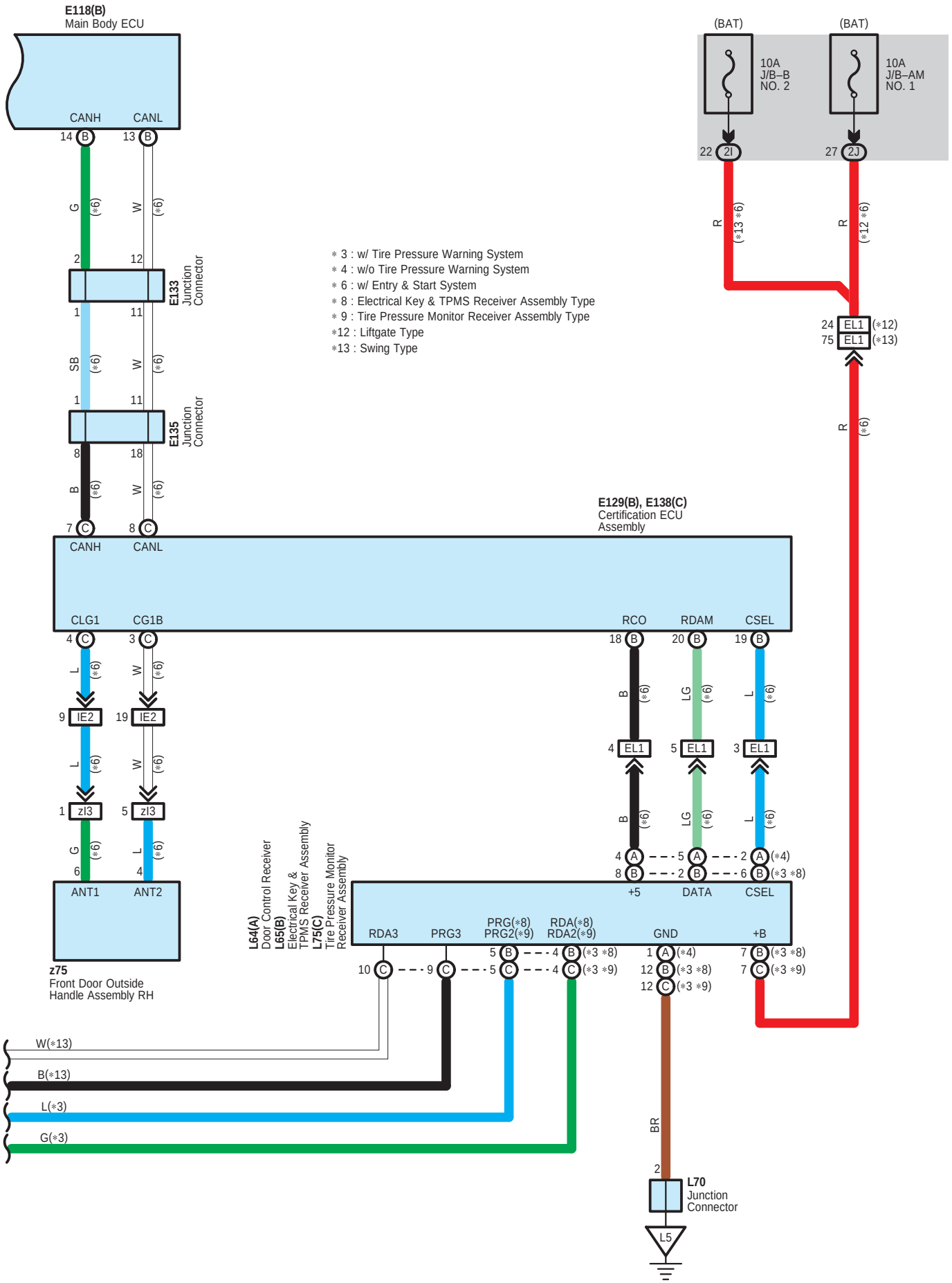
E118(B)
Main Body ECU
CANH
CANL
E133
Junction
Connector
E135
Junction
Connector
∗ 3 : w/ Tire Pressure Warning System
∗ 4 : w/o Tire Pressure Warning System
∗ 6 : w/ Entry & Start System
∗ 8 : Electrical Key & TPMS Receiver Assembly Type
∗ 9 : Tire Pressure Monitor Receiver Assembly Type
∗12 : Liftgate Type
∗13 : Swing Type
(BAT)
10A
J/B–B
NO. 2
10A
J/B–AM
NO. 1
EL1
E129(B), E138(C)
Certification ECU
Assembly
CLG1
CG1B
RCO
RDAM
CSEL
IE2
zI3
ANT1
ANT2
z75
Front Door Outside
Handle Assembly RH
L64(A)
Door Control Receiver
L65(B)
Electrical Key &
TPMS Receiver Assembly
L75(C)
Tire Pressure Monitor
Receiver Assembly
RDA3
PRG3
PRG(∗8)
PRG2(∗9)
RDA(∗8)
RDA2(∗9)
+5
DATA
GND
+B
W(∗13)
B(∗13)
L(∗3)
G(∗3)
L70
Junction
Connector
L5

A 84
Gray



E118
White

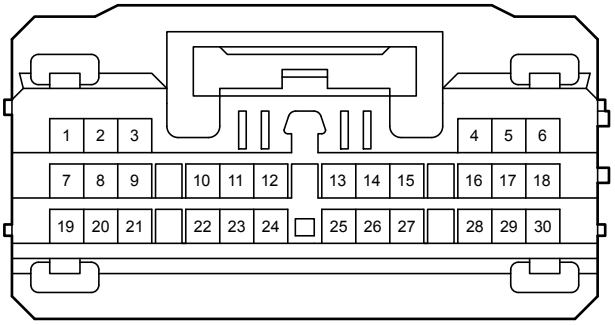

E129
Black

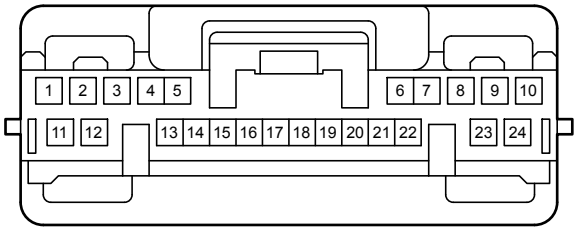

E133
White

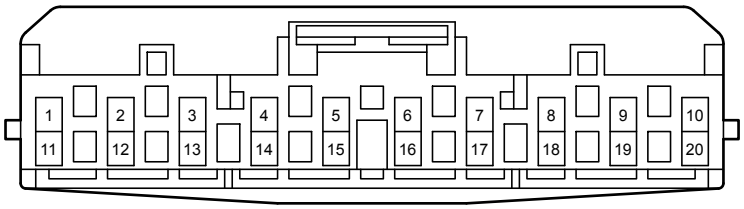

E135
White

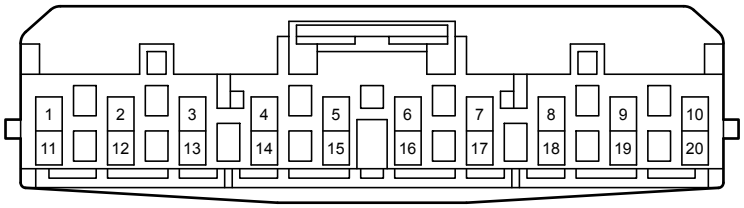

E138
White

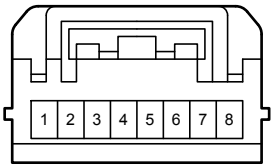

E168
Gray

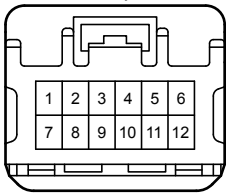

I 4
White

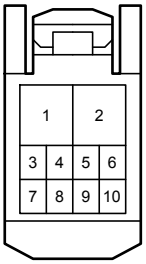

I 6
White

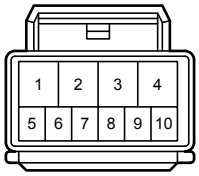

I 12
White

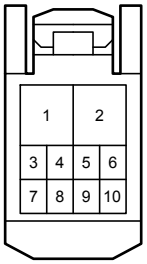

I 22
White

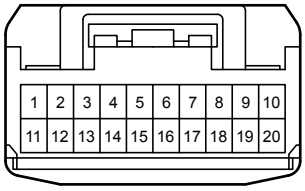

I 25
White



J 3
White



J 4
White

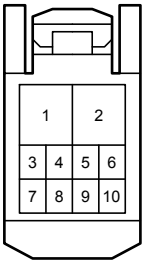

J 10
White



J 11
White

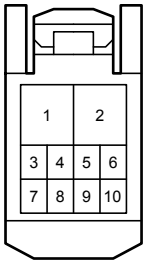

K 2
White

L 1
White

L 47
White

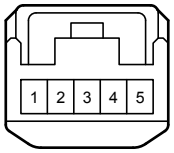

L 64
Blue

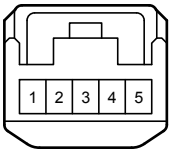

L 65
White



L 70
Black

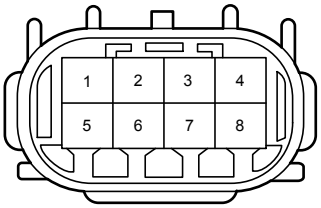

L 75
Black

z 75
White

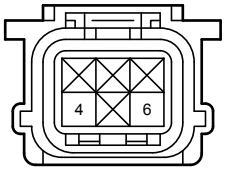

2H
White

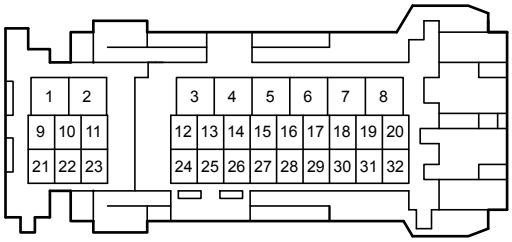

2I
White

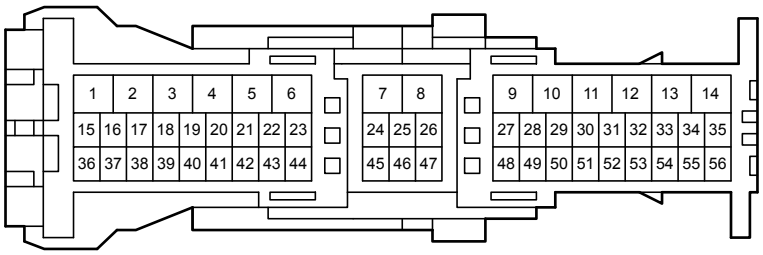

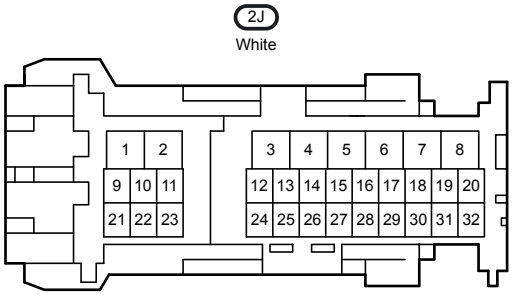
2J
White
1 2
3 4 5 6 7 8
9 10 11
12 13 14 15 16 17 18 19 20
21 22 23
24 25 26 27 28 29 30 31 32

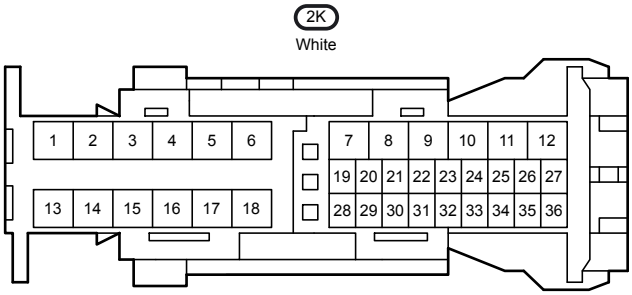
2K
White
1 2 3 4 5 6
7 8 9 10 11 12
19 20 21 22 23 24 25 26 27
13 14 15 16 17 18
28 29 30 31 32 33 34 35 36

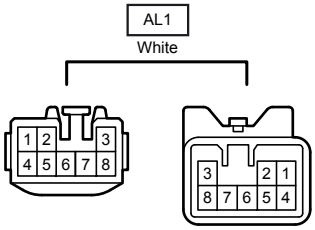
AL1
White
1 2 3
4 5 6 7 8
3 2 1
8 7 6 5 4

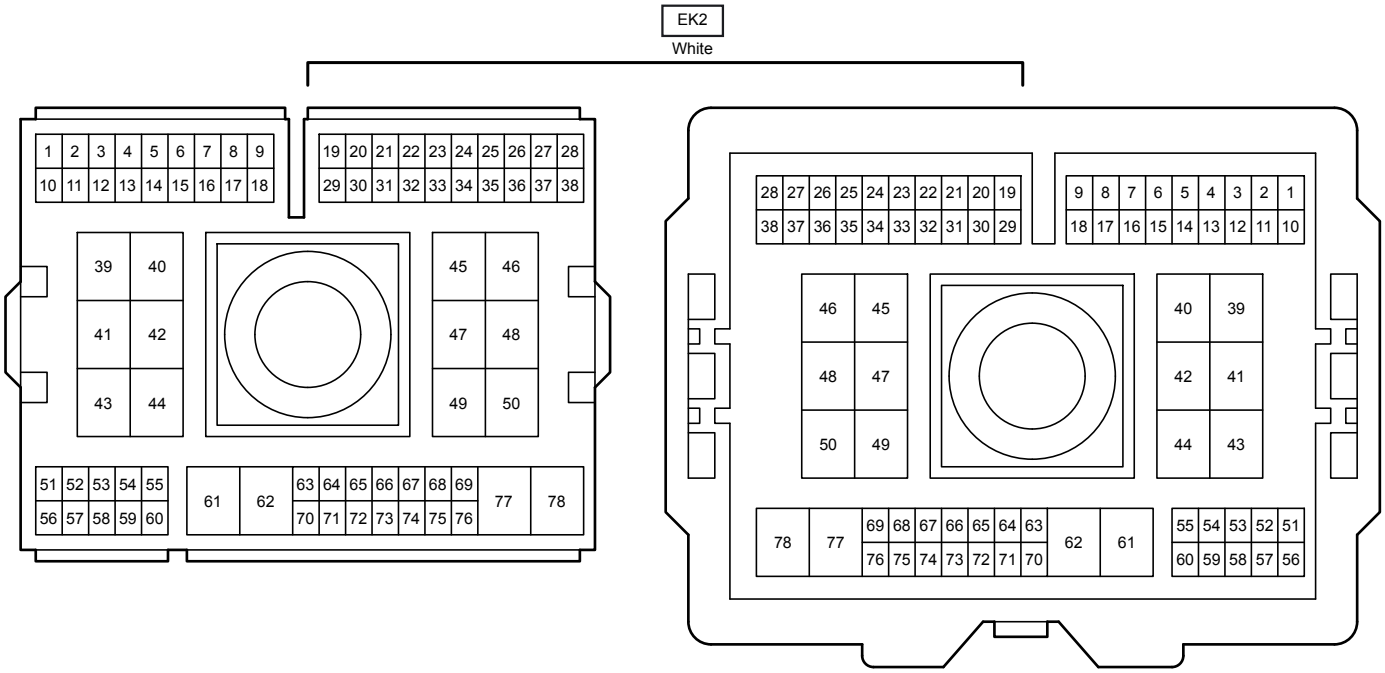
EK2
White
1 2 3 4 5 6 7 8 9
10 11 12 13 14 15 16 17 18
19 20 21 22 23 24 25 26 27 28
29 30 31 32 33 34 35 36 37 38
39 40
41 42
43 44
45 46
47 48
49 50
51 52 53 54 55
56 57 58 59 60
61 62
63 64 65 66 67 68 69
70 71 72 73 74 75 76
77 78
28 27 26 25 24 23 22 21 20 19
38 37 36 35 34 33 32 31 30 29
9 8 7 6 5 4 3 2 1
18 17 16 15 14 13 12 11 10
46 45
48 47
50 49
40 39
42 41
44 43
78 77
69 68 67 66 65 64 63
76 75 74 73 72 71 70
62 61
55 54 53 52 51
60 59 58 57 56

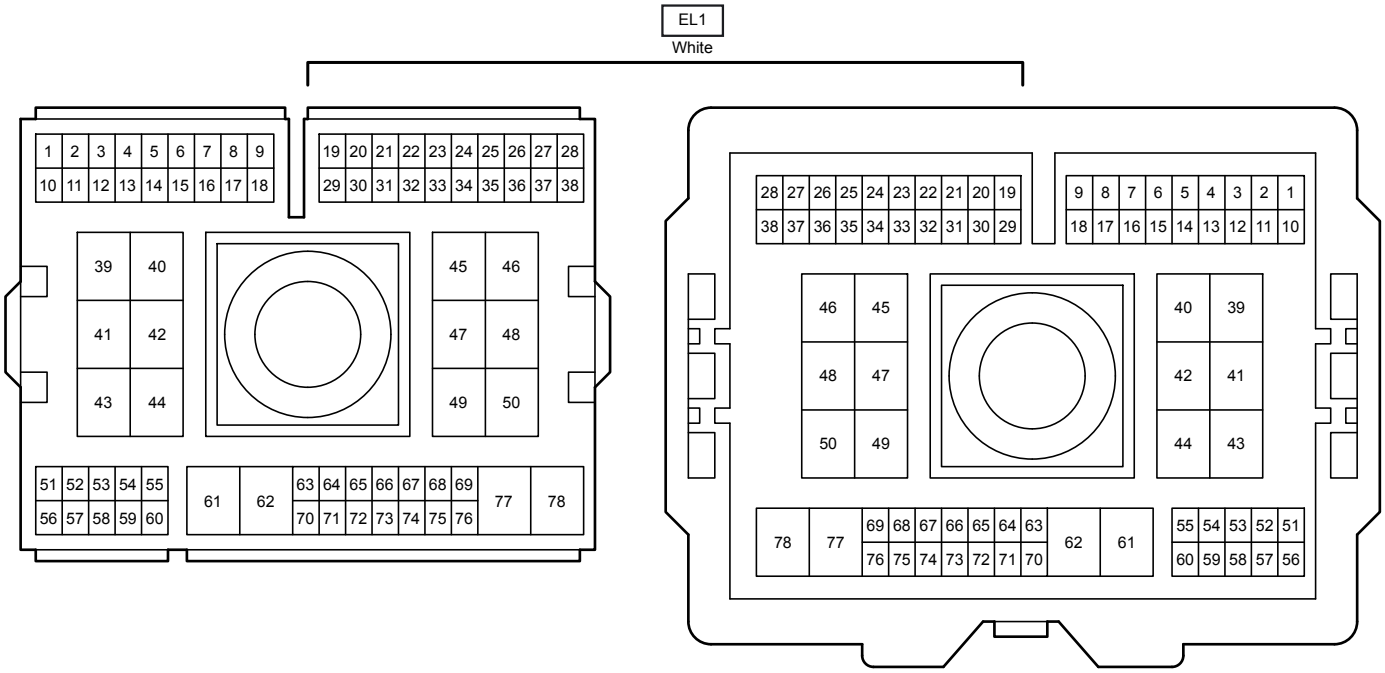
EL1
White

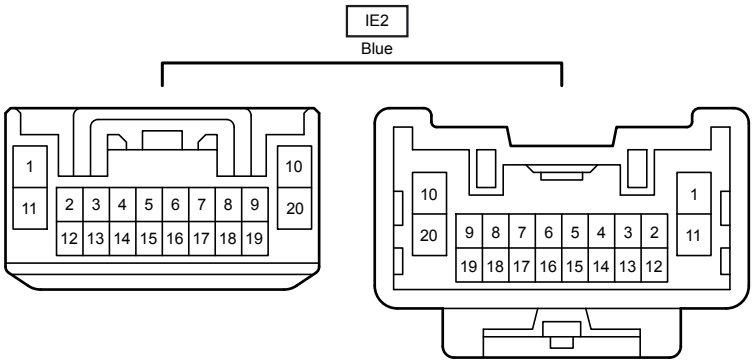
IE2
Blue

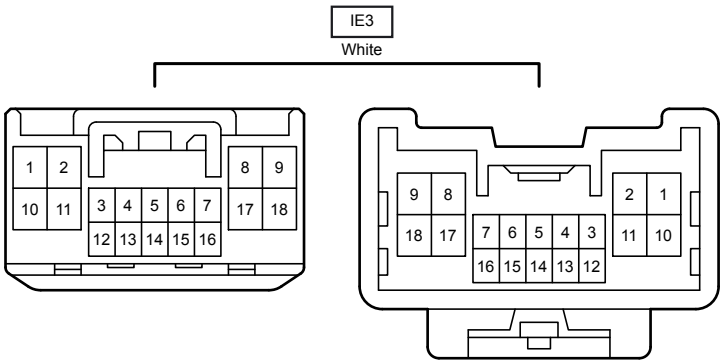
IE3
White

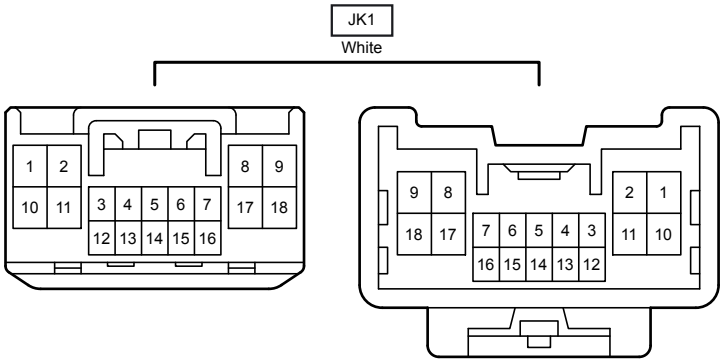
JK1
White

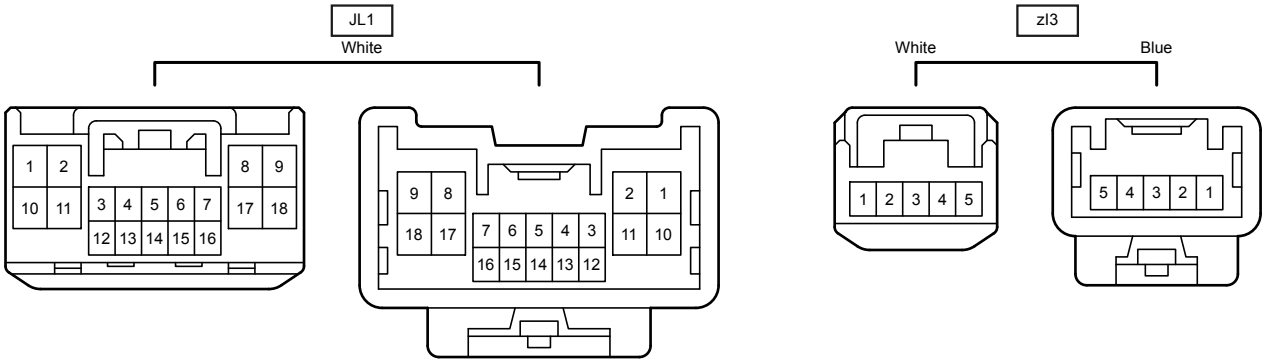
JL1
White
1 2
10 11
3 4 5 6 7
12 13 14 15 16
8 9
17 18
9 8
18 17
7 6 5 4 3
16 15 14 13 12
2 1
11 10
zl3
White
Blue
1 2 3 4 5
5 4 3 2 1