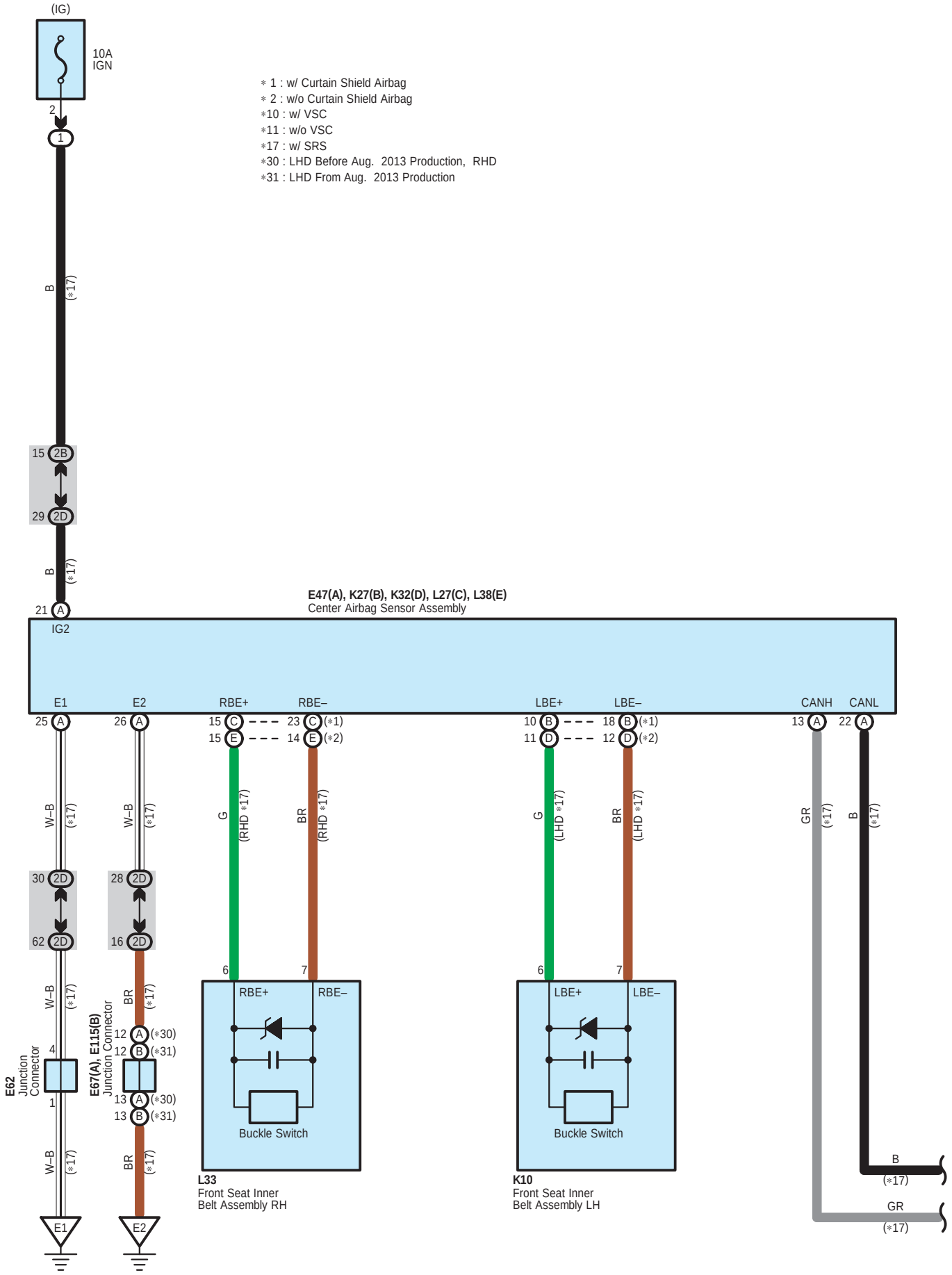
(IG)
10A
IGN
2
1
B
(∗17)
15 2B
29 2D
B
(∗17)
21 A
IG2
∗ 1 : w/ Curtain Shield Airbag
∗ 2 : w/o Curtain Shield Airbag
∗10 : w/ VSC
∗11 : w/o VSC
∗17 : w/ SRS
∗30 : LHD Before Aug. 2013 Production, RHD
∗31 : LHD From Aug. 2013 Production
E47(A), K27(B), K32(D), L27(C), L38(E)
Center Airbag Sensor Assembly
E1
E2
RBE+
RBE–
LBE+
LBE–
CANH
CANL
25 A
26 A
15 C
15 E
23 C (∗1)
14 E (∗2)
10 B
11 D
18 B (∗1)
12 D (∗2)
13 A
22 A
W–B
(∗17)
G
(RHD ∗17)
BR
(RHD ∗17)
G
(LHD ∗17)
BR
(LHD ∗17)
GR
(∗17)
B
(∗17)
30 2D
62 2D
28 2D
16 2D
6
7
6
7
W–B
(∗17)
BR
(∗17)
4
1
E62
Junction
Connector
E67(A), E115(B)
Junction Connector
12 A (∗30)
12 B (∗31)
13 A (∗30)
13 B (∗31)
RBE+
RBE–
Buckle Switch
L33
Front Seat Inner
Belt Assembly RH
LBE+
LBE–
Buckle Switch
K10
Front Seat Inner
Belt Assembly LH
B
(∗17)
GR
(∗17)
E1
E2

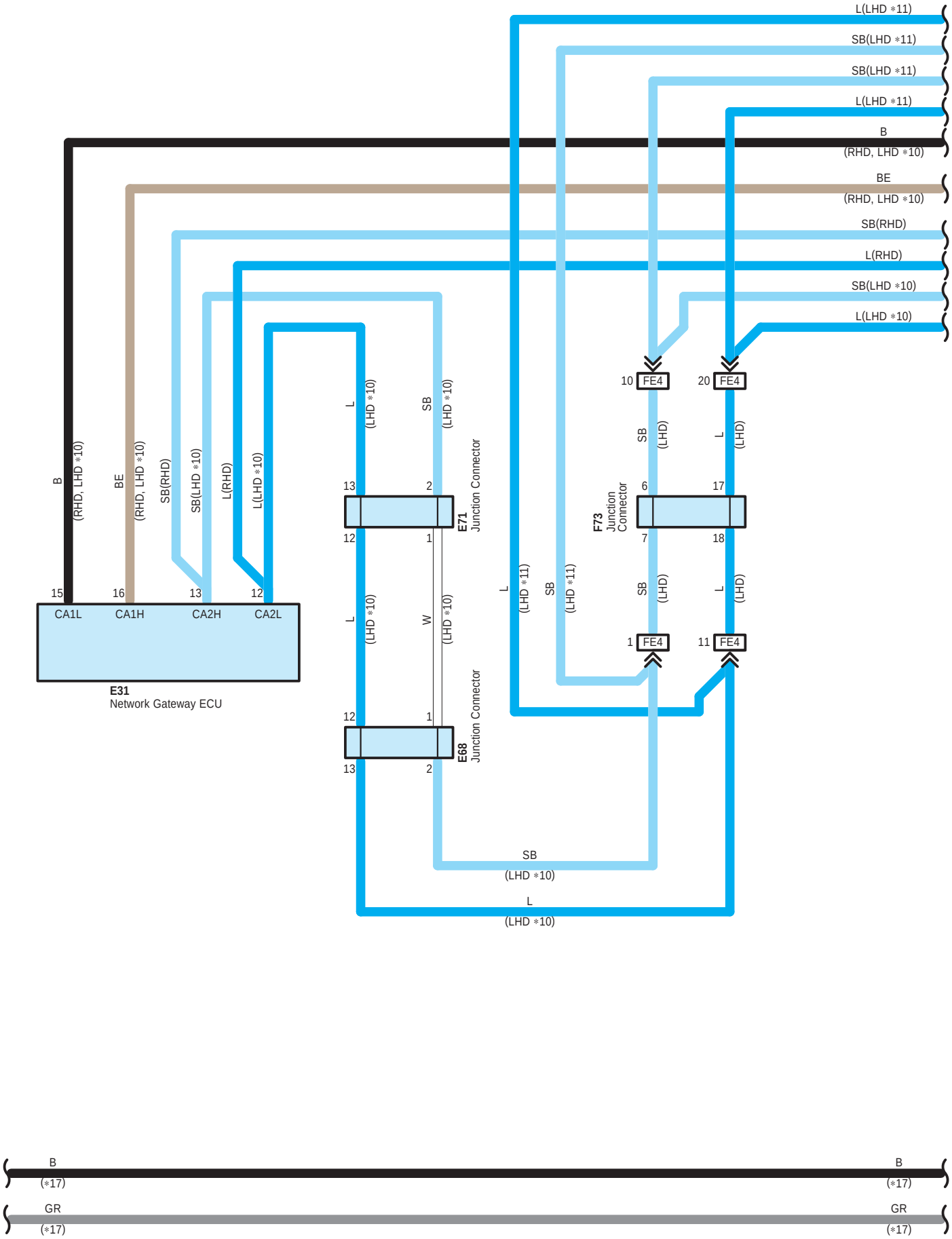
L(LHD ∗11)
SB(LHD ∗11)
SB(LHD ∗11)
L(LHD ∗11)
B
(RHD, LHD ∗10)
BE
(RHD, LHD ∗10)
SB(RHD)
L(RHD)
SB(LHD ∗10)
L(LHD ∗10)
B
(RHD, LHD ∗10)
BE
(RHD, LHD ∗10)
SB(RHD)
SB(LHD ∗10)
L(RHD)
L(LHD ∗10)
15
16
13
12
CA1L
CA1H
CA2H
CA2L
E31
Network Gateway ECU
L
(LHD ∗10)
SB
(LHD ∗10)
13
2
12
1
E71
Junction Connector
L
(LHD ∗10)
W
(LHD ∗10)
12
1
13
2
E68
Junction Connector
SB
(LHD ∗10)
L
(LHD ∗10)
L
(LHD ∗11)
SB
(LHD ∗11)
10
FE4
20
FE4
SB
(LHD)
L
(LHD)
6
17
F73
Junction
Connector
7
18
SB
(LHD)
L
(LHD)
1
FE4
11
FE4
B
(∗17)
B
(∗17)
GR
(∗17)
GR
(∗17)

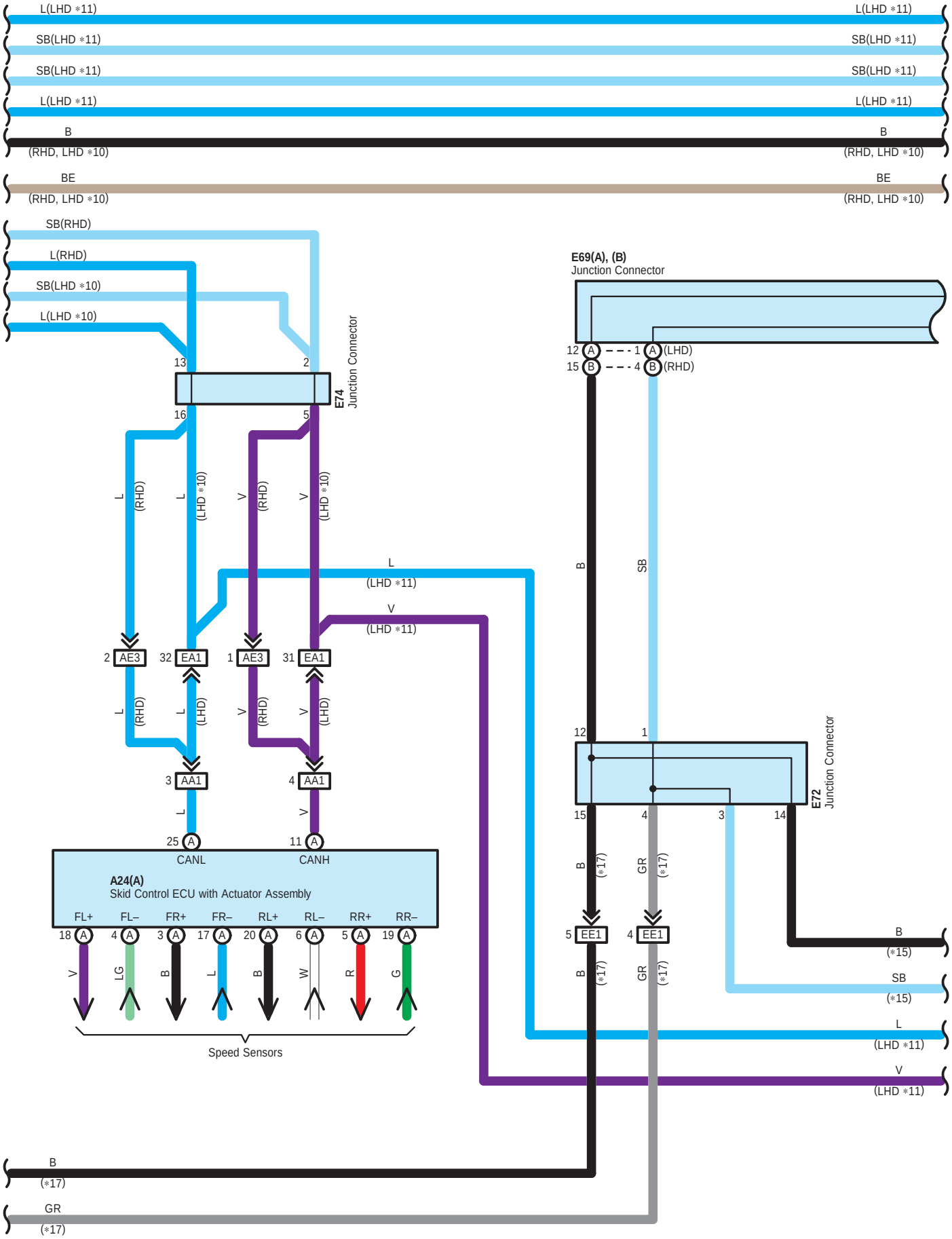
L(LHD ∗11)
SB(LHD ∗11)
SB(LHD ∗11)
L(LHD ∗11)
B
(RHD, LHD ∗10)
BE
(RHD, LHD ∗10)
SB(RHD)
L(RHD)
SB(LHD ∗10)
L(LHD ∗10)
E74
Junction Connector
E69(A), (B)
Junction Connector
12 A 1 A (LHD)
15 B 4 B (RHD)
L (RHD)
L (LHD ∗10)
V (RHD)
V (LHD ∗10)
L
(LHD ∗11)
V
(LHD ∗11)
B
SB
2 AE3
32 EA1
1 AE3
31 EA1
L (RHD)
L (LHD)
V (RHD)
V (LHD)
3 AA1
4 AA1
25 A
11 A
CANL
CANH
A24(A)
Skid Control ECU with Actuator Assembly
FL+
FL–
FR+
FR–
RL+
RL–
RR+
RR–
18 A
4 A
3 A
17 A
20 A
6 A
5 A
19 A
V
LG
B
L
B
W
R
G
Speed Sensors
E72
Junction Connector
5 EE1
4 EE1
B (∗17)
GR (∗17)
B
(∗15)
SB
(∗15)
L
(LHD ∗11)
V
(LHD ∗11)
B
(∗17)
GR
(∗17)

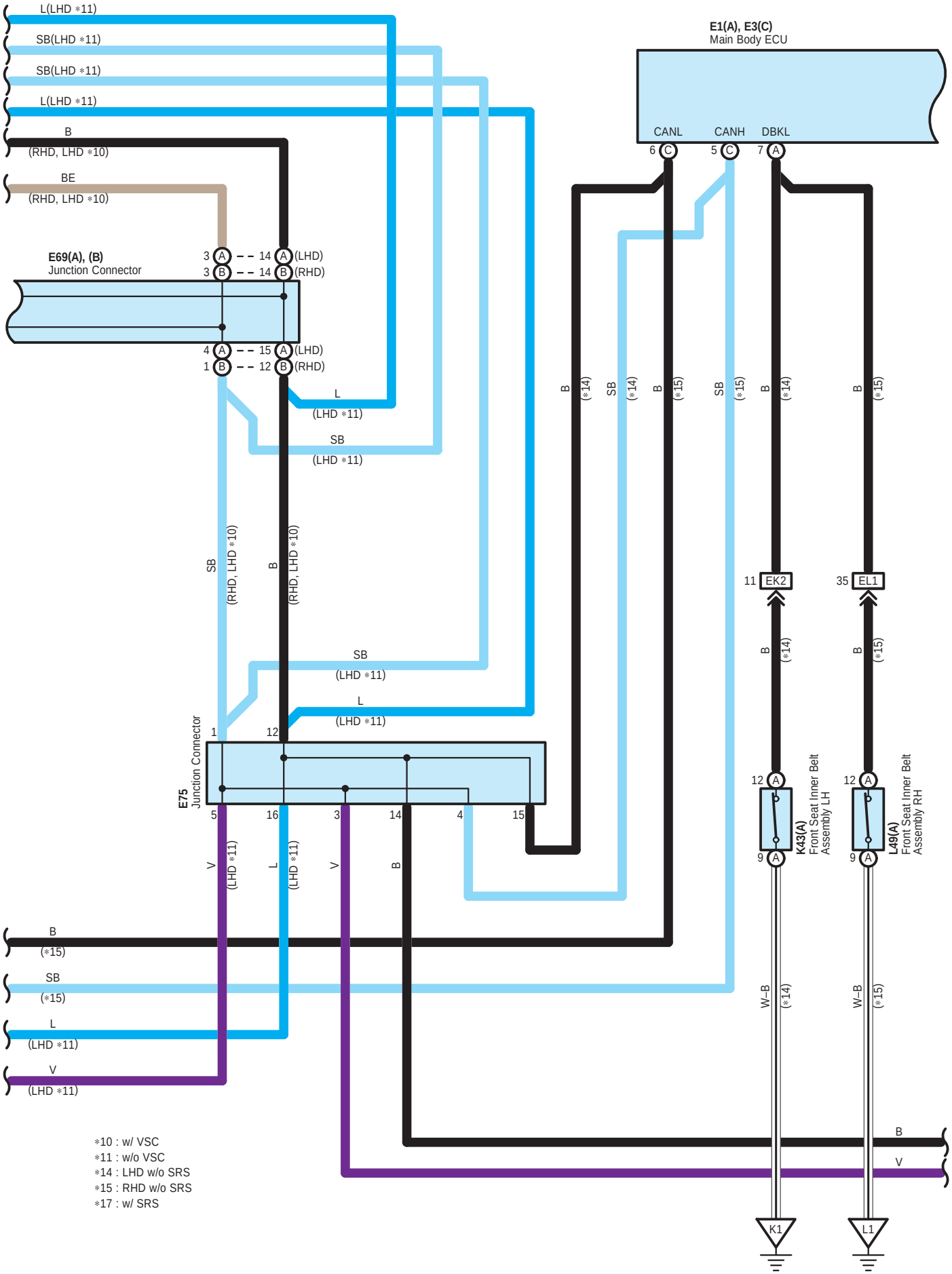
L(LHD ∗11)
SB(LHD ∗11)
SB(LHD ∗11)
L(LHD ∗11)
B
(RHD, LHD ∗10)
BE
(RHD, LHD ∗10)
E69(A), (B)
Junction Connector
3 A – – 14 A (LHD)
3 B – – 14 B (RHD)
4 A – – 15 A (LHD)
1 B – – 12 B (RHD)
L
(LHD ∗11)
SB
(LHD ∗11)
SB
(RHD, LHD ∗10)
B
(RHD, LHD ∗10)
SB
(LHD ∗11)
L
(LHD ∗11)
E75
Junction Connector
1
12
5
16
3
14
4
15
V
(LHD ∗11)
L
(LHD ∗11)
V
B
B
(∗15)
SB
(∗15)
L
(LHD ∗11)
V
(LHD ∗11)
E1(A), E3(C)
Main Body ECU
CANL
CANH
DBKL
6 C
5 C
7 A
B
(∗14)
SB
(∗14)
B
(∗15)
SB
(∗15)
B
(∗14)
B
(∗15)
11 EK2
35 EL1
B
(∗14)
B
(∗15)
12 A
9 A
K43(A)
Front Seat Inner Belt
Assembly LH
12 A
9 A
L49(A)
Front Seat Inner Belt
Assembly RH
W–B
(∗14)
W–B
(∗15)
B
V
K1
L1
∗10 : w/ VSC
∗11 : w/o VSC
∗14 : LHD w/o SRS
∗15 : RHD w/o SRS
∗17 : w/ SRS

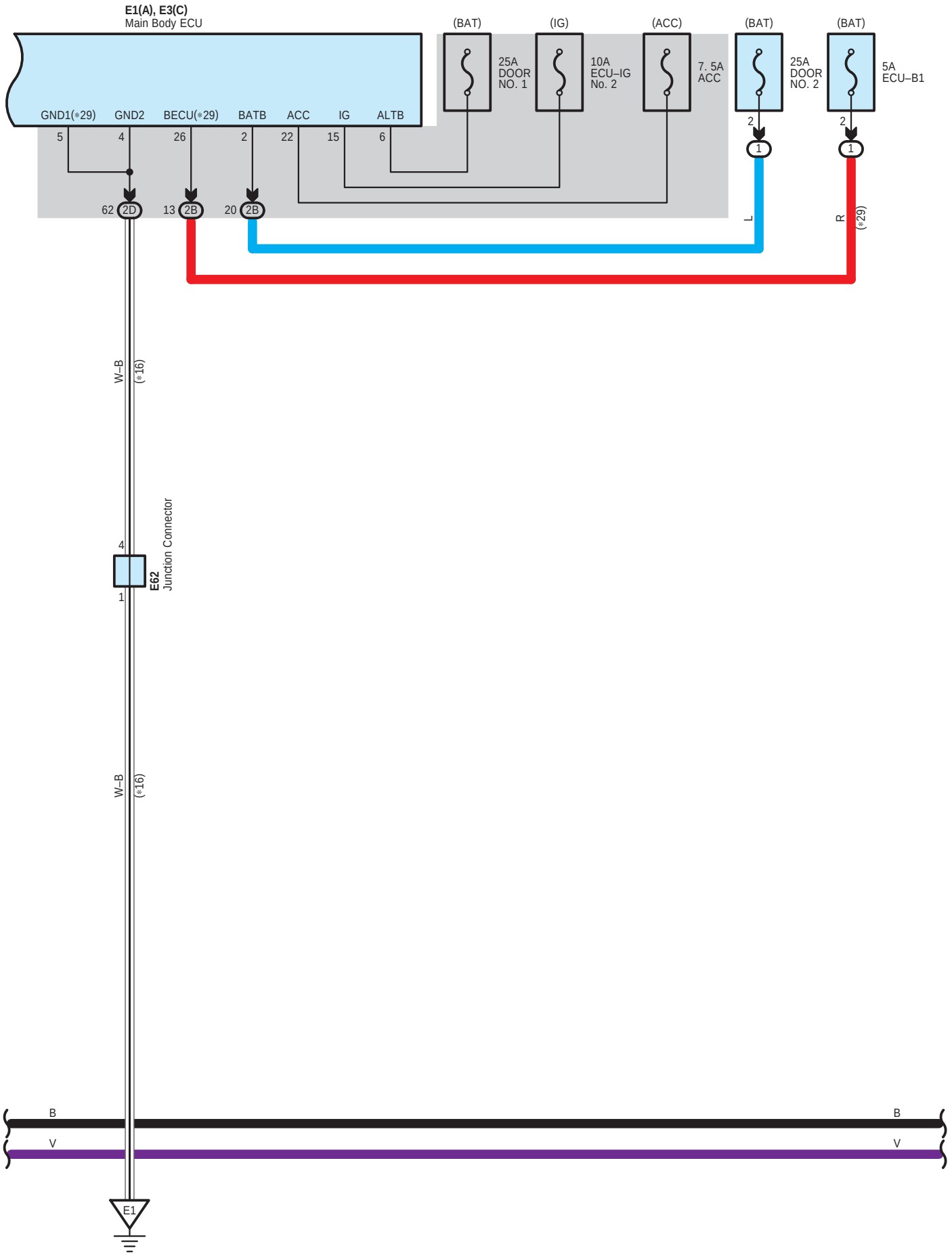
E1(A), E3(C)
Main Body ECU
GND1(*29)
GND2
BECU(*29)
BATB
ACC
IG
ALTB
5
4
26
2
22
15
6
(BAT)
(IG)
(ACC)
(BAT)
(BAT)
25A
DOOR
NO. 1
10A
ECU–IG
No. 2
7. 5A
ACC
25A
DOOR
NO. 2
5A
ECU–B1
2
1
2
1
62
2D
13
2B
20
2B
L
R
(*29)
W–B
(*16)
4
1
E62
Junction Connector
W–B
(*16)
B
V
B
V
E1

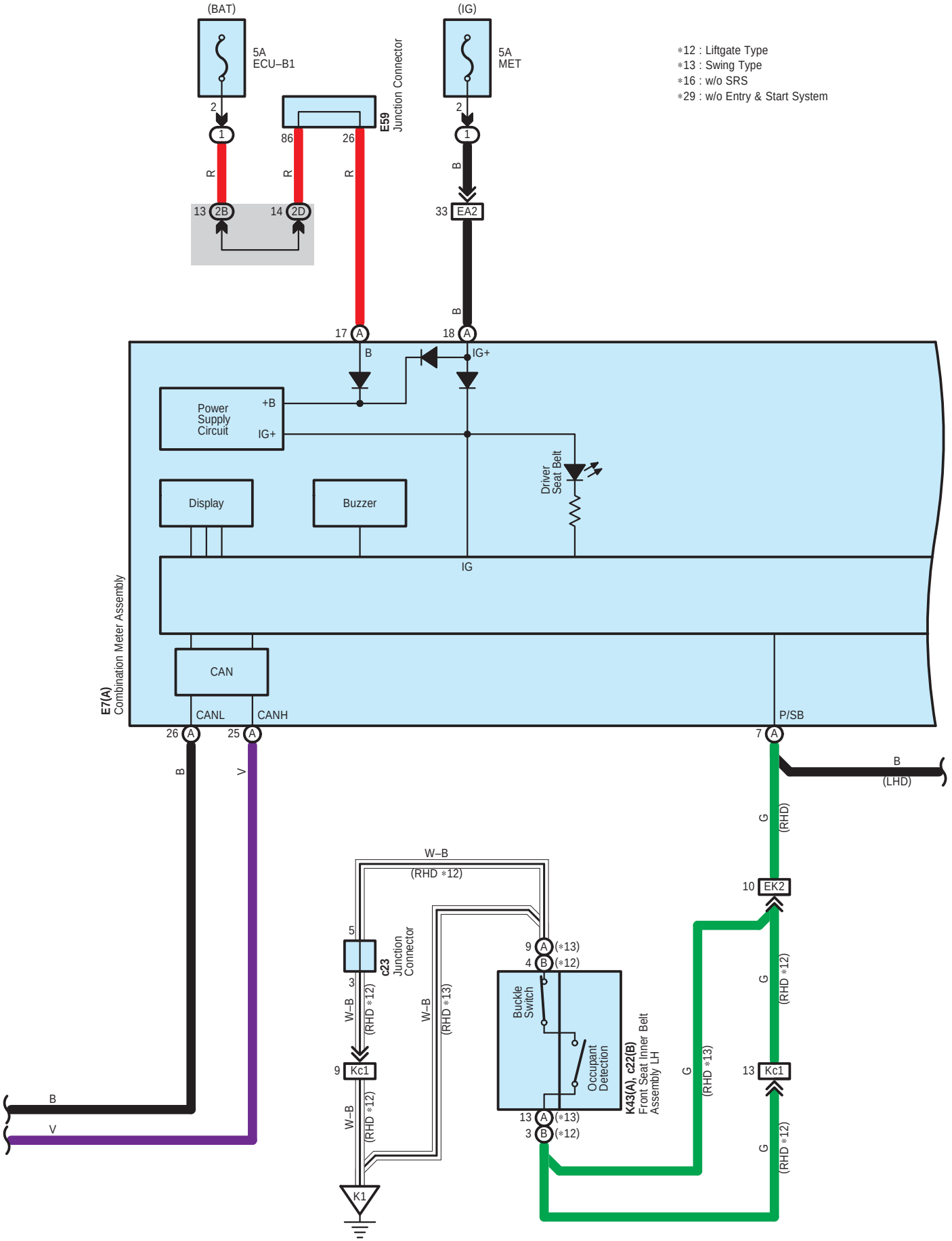
(BAT)
5A
ECU–B1
(IG)
5A
MET
E59
Junction Connector
∗12 : Liftgate Type
∗13 : Swing Type
∗16 : w/o SRS
∗29 : w/o Entry & Start System
2B
2D
EA2
IG+
Power Supply Circuit
+B
IG+
Driver Seat Belt
Display
Buzzer
IG
CAN
CANL
CANH
P/SB
E7(A)
Combination Meter Assembly
(LHD)
(RHD)
EK2
Kc1
c23
Junction Connector
W–B
(RHD ∗12)
(RHD ∗13)
Buckle Switch
Occupant Detection
K43(A), c22(B)
Front Seat Inner Belt Assembly LH
K1

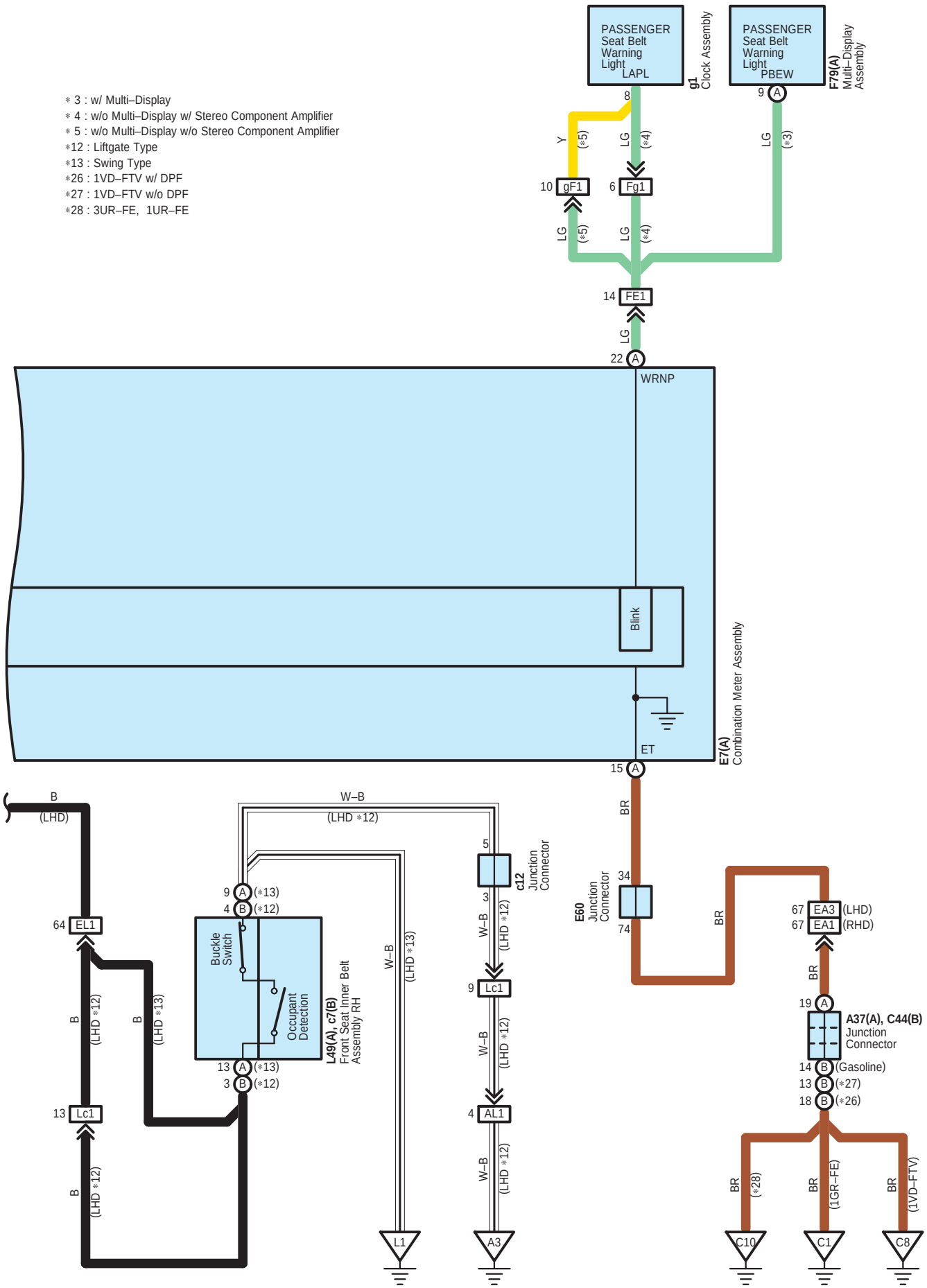
∗ 3 : w/ Multi–Display
∗ 4 : w/o Multi–Display w/ Stereo Component Amplifier
∗ 5 : w/o Multi–Display w/o Stereo Component Amplifier
∗12 : Liftgate Type
∗13 : Swing Type
∗26 : 1VD–FTV w/ DPF
∗27 : 1VD–FTV w/o DPF
∗28 : 3UR–FE, 1UR–FE
PASSENGER Seat Belt Warning Light LAPL
g1 Clock Assembly
PASSENGER Seat Belt Warning Light PBEW
F79(A) Multi–Display Assembly
8
9 A
Y (∗5)
LG (∗4)
LG (∗3)
10 gF1
6 Fg1
LG (∗5)
LG (∗4)
14 FE1
LG
22 A
WRNP
Blink
ET
E7(A) Combination Meter Assembly
15 A
BR
B (LHD)
W–B (LHD ∗12)
5
c12 Junction Connector
3
W–B (LHD ∗12)
9 Lc1
W–B (LHD ∗12)
4 AL1
W–B (LHD ∗12)
9 A (∗13)
4 B (∗12)
Buckle Switch
Occupant Detection
L49(A), c7(B) Front Seat Inner Belt Assembly RH
13 A (∗13)
3 B (∗12)
W–B (LHD ∗13)
64 EL1
B (LHD ∗12)
B (LHD ∗13)
13 Lc1
B (LHD ∗12)
L1
A3
E60 Junction Connector
34
74
BR
67 EA3 (LHD)
67 EA1 (RHD)
BR
19 A
A37(A), C44(B) Junction Connector
14 B (Gasoline)
13 B (∗27)
18 B (∗26)
BR (∗28)
BR (1GR–FE)
BR (1VD–FTV)
C10
C1
C8

A 24
Black

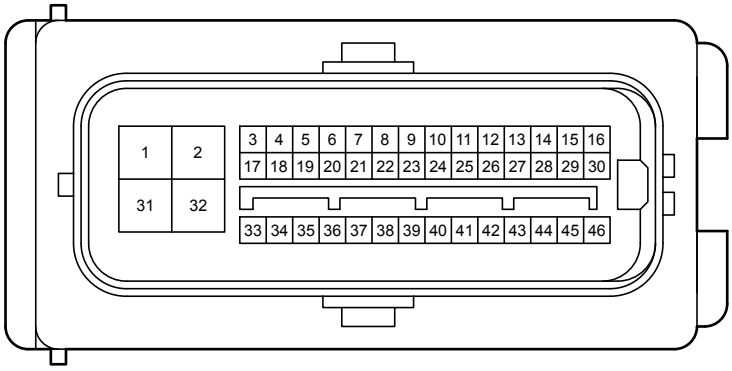

A 37
Blue

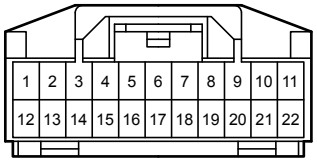

C 44
Blue

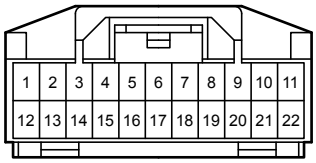

E 1
White

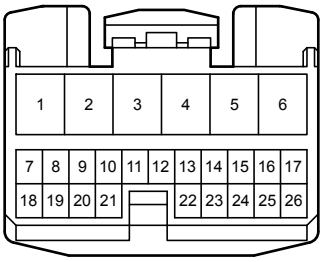

E 3
White

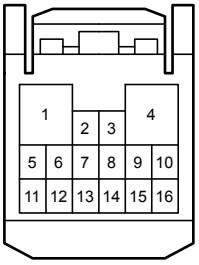

E 7
White

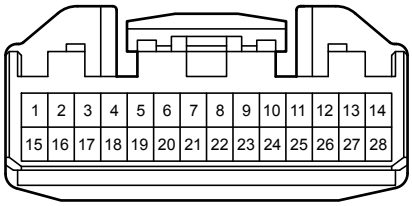

E 31
White

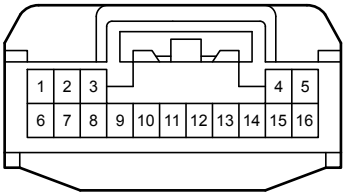

E 47
Yellow

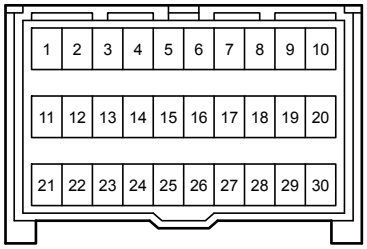

E 59

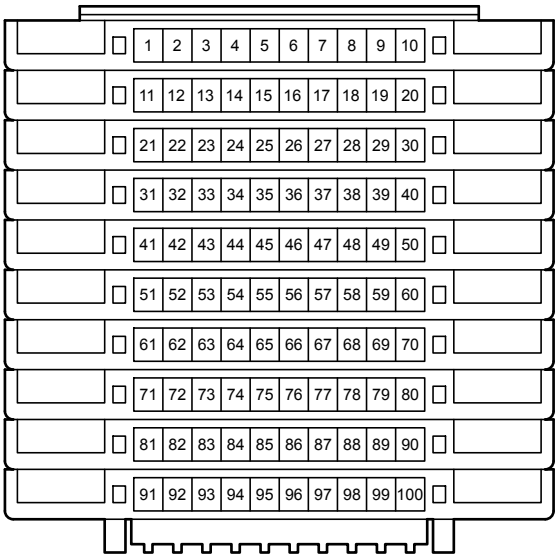

E 60

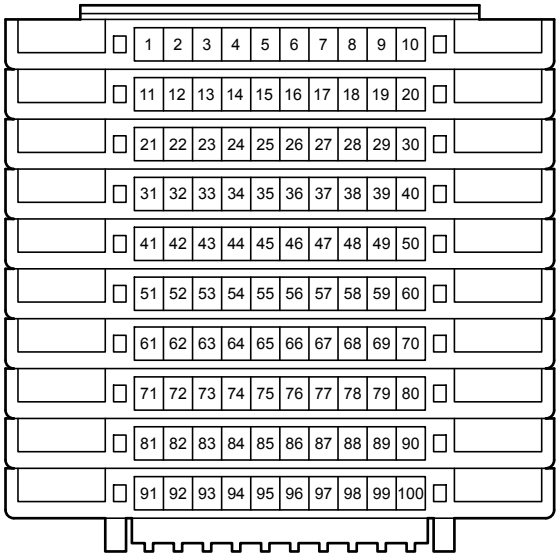

E 62

White

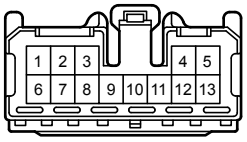

E 67

White

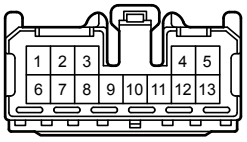

E 68

Gray

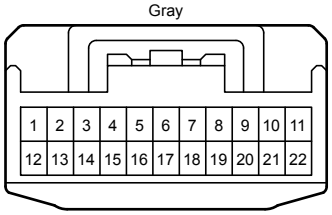

E 69

Gray

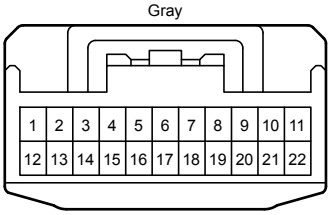

E 71

Gray

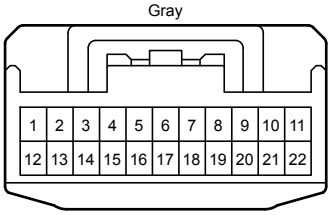

E 72

Gray

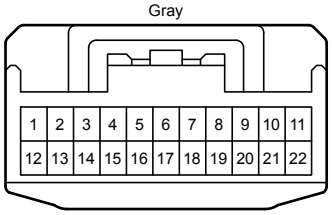

E 74

Gray

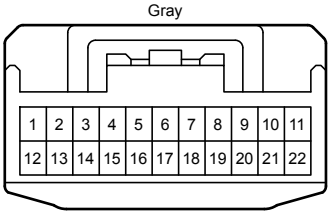

E 75

Gray

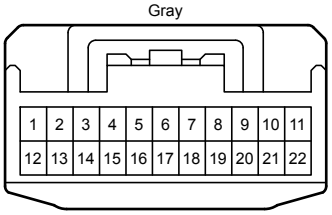

E115

White

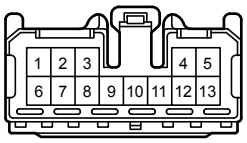

F 73

Blue

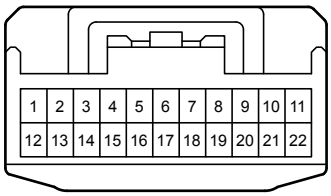

F 79

White

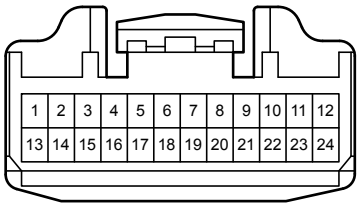

K 10

Gray

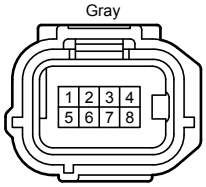

K 27

Yellow

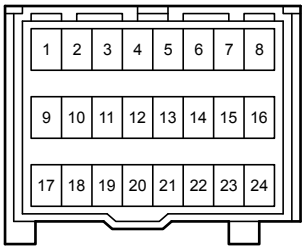

K 32

Yellow

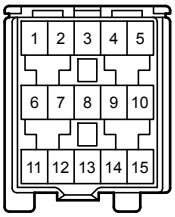

K 43

White

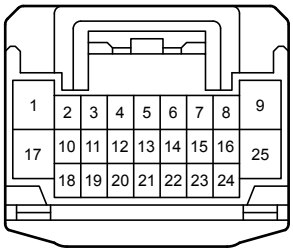

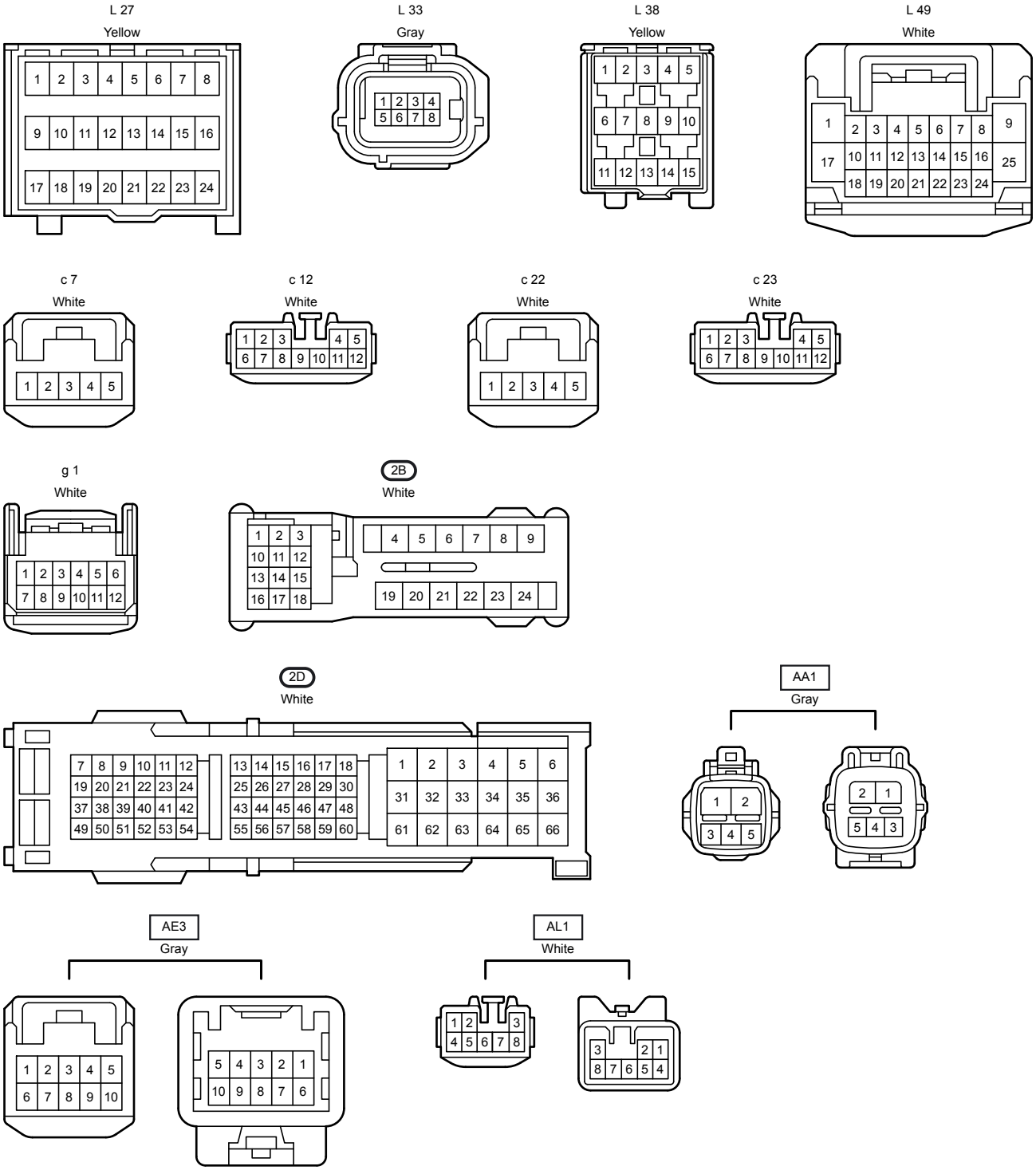
L 27
Yellow
L 33
Gray
L 38
Yellow
L 49
White
c 7
White
c 12
White
c 22
White
c 23
White
g 1
White
2B
White
2D
White
AA1
Gray
AE3
Gray
AL1
White

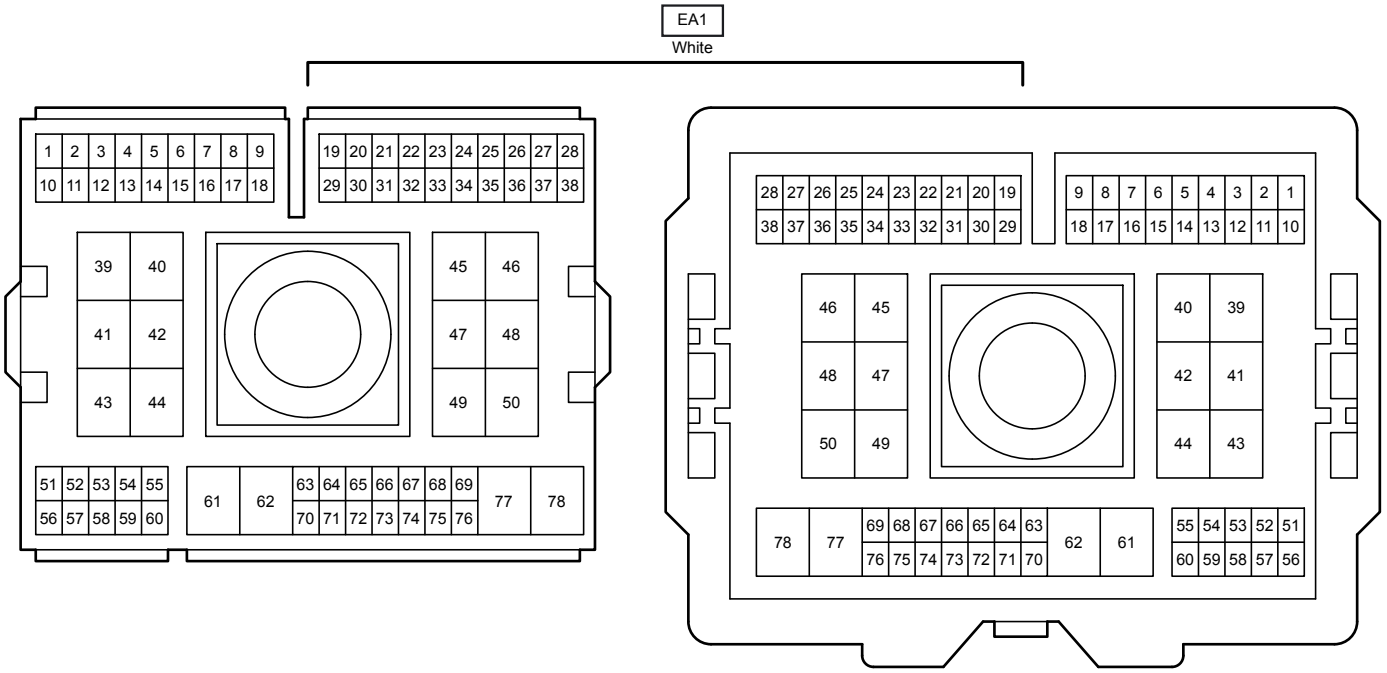
EA1
White

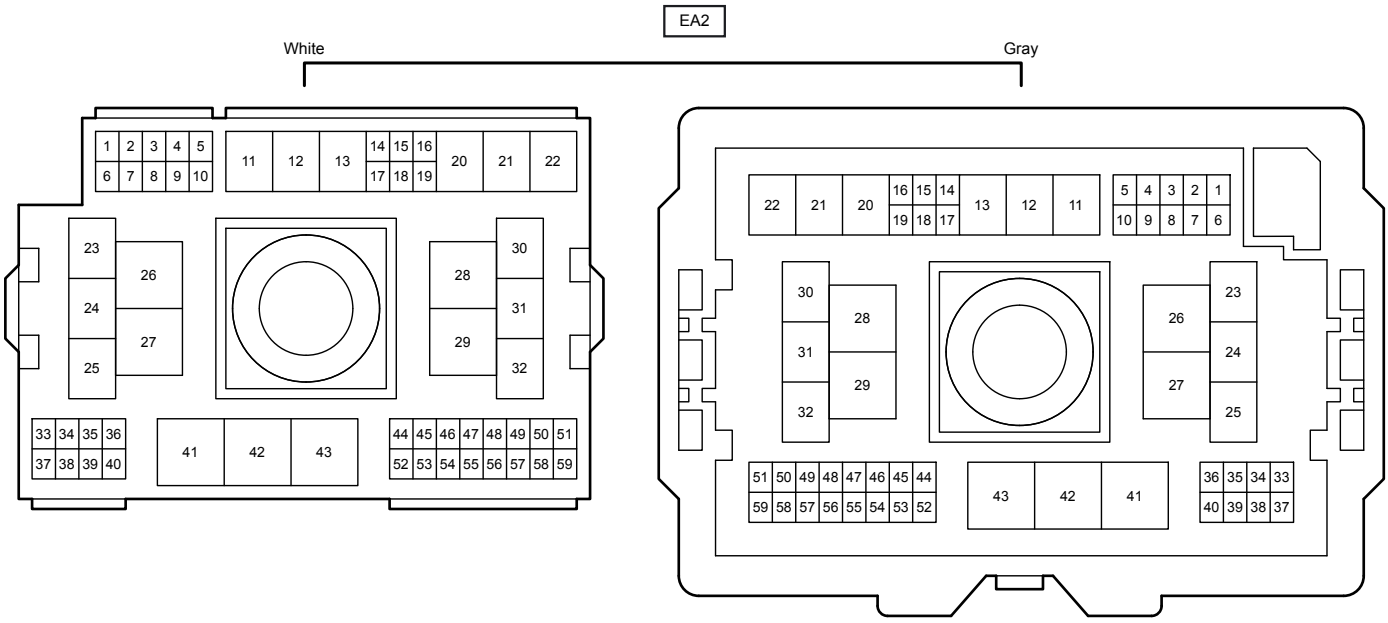
EA2
White
Gray

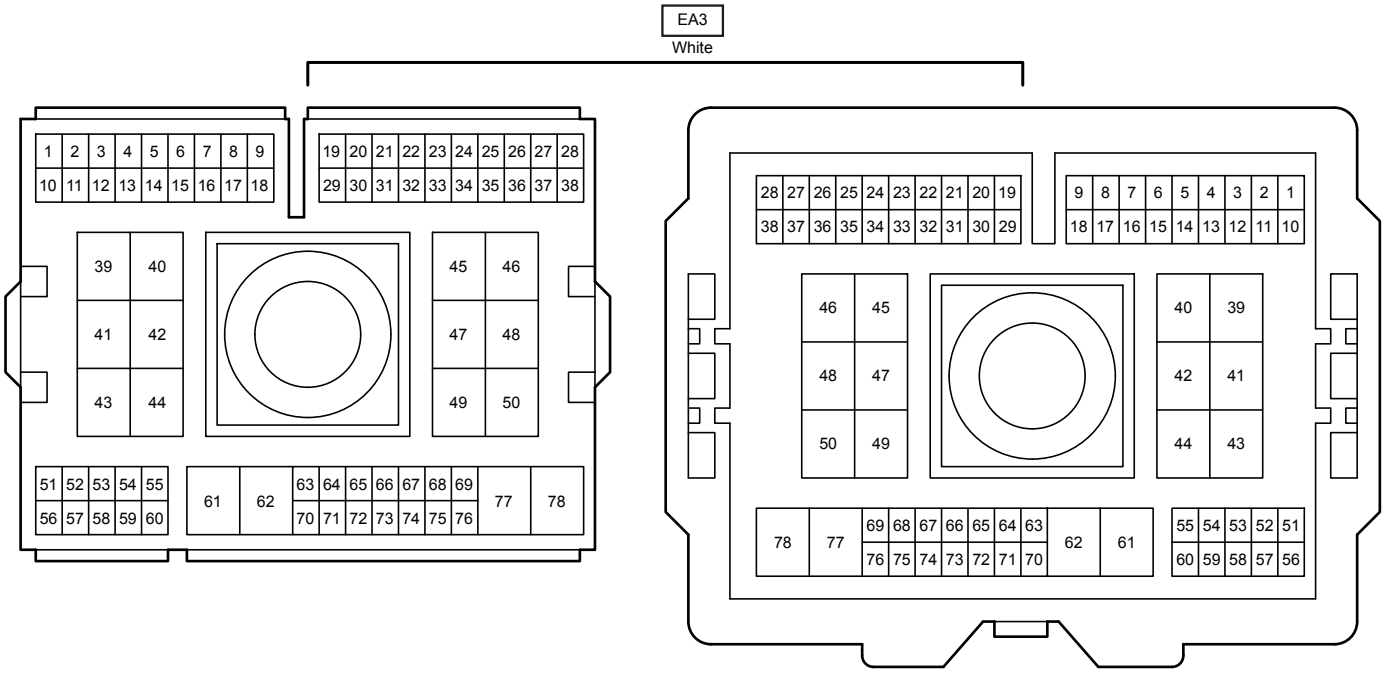
EA3
White
1 2 3 4 5 6 7 8 9
10 11 12 13 14 15 16 17 18
19 20 21 22 23 24 25 26 27 28
29 30 31 32 33 34 35 36 37 38
39 40
41 42
43 44
45 46
47 48
49 50
51 52 53 54 55
56 57 58 59 60
61 62
63 64 65 66 67 68 69
70 71 72 73 74 75 76
77 78
28 27 26 25 24 23 22 21 20 19
38 37 36 35 34 33 32 31 30 29
9 8 7 6 5 4 3 2 1
18 17 16 15 14 13 12 11 10
46 45
48 47
50 49
40 39
42 41
44 43
78 77
69 68 67 66 65 64 63
76 75 74 73 72 71 70
62 61
55 54 53 52 51
60 59 58 57 56

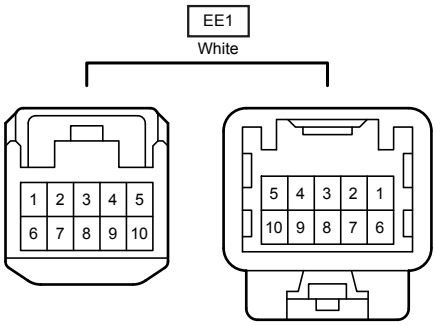
EE1
White
1 2 3 4 5
6 7 8 9 10
5 4 3 2 1
10 9 8 7 6

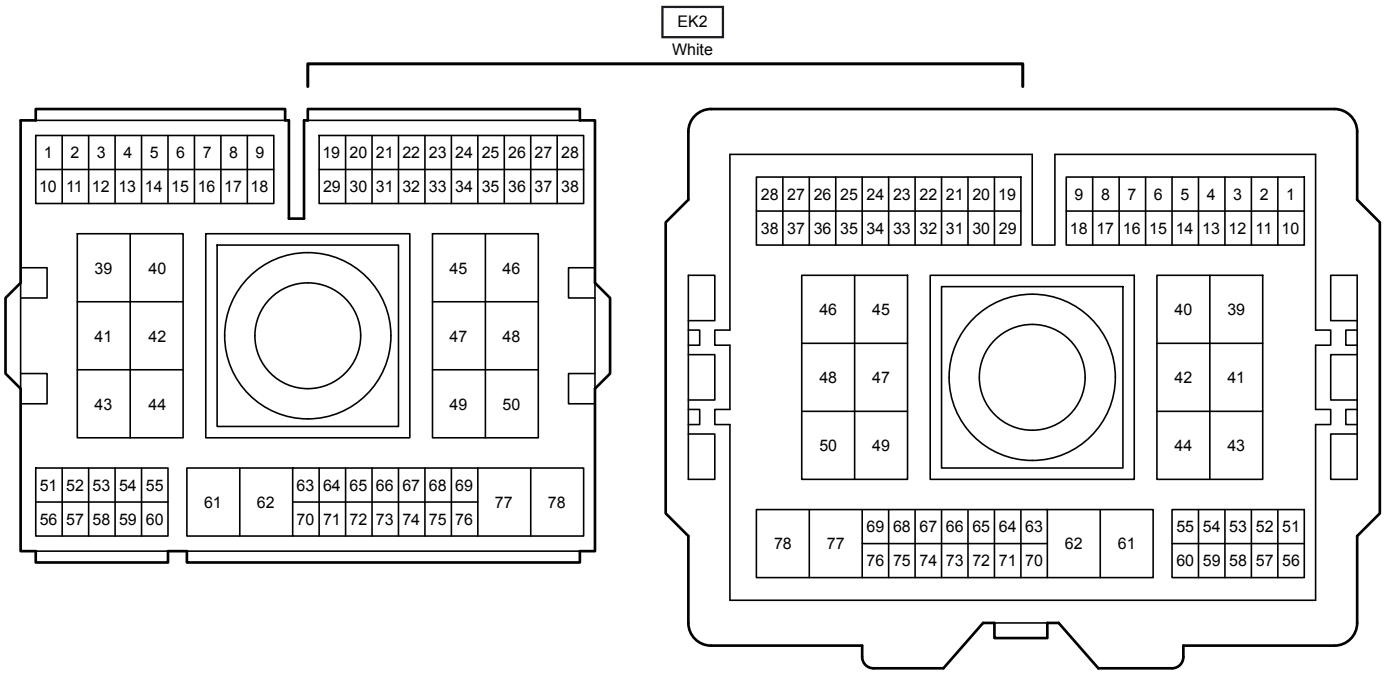
EK2
White
1 2 3 4 5 6 7 8 9
10 11 12 13 14 15 16 17 18
19 20 21 22 23 24 25 26 27 28
29 30 31 32 33 34 35 36 37 38
39 40
41 42
43 44
45 46
47 48
49 50
51 52 53 54 55
56 57 58 59 60
61 62
63 64 65 66 67 68 69
70 71 72 73 74 75 76
77 78
28 27 26 25 24 23 22 21 20 19
38 37 36 35 34 33 32 31 30 29
9 8 7 6 5 4 3 2 1
18 17 16 15 14 13 12 11 10
46 45
48 47
50 49
40 39
42 41
44 43
78 77
69 68 67 66 65 64 63
76 75 74 73 72 71 70
62 61
55 54 53 52 51
60 59 58 57 56

EL1
White

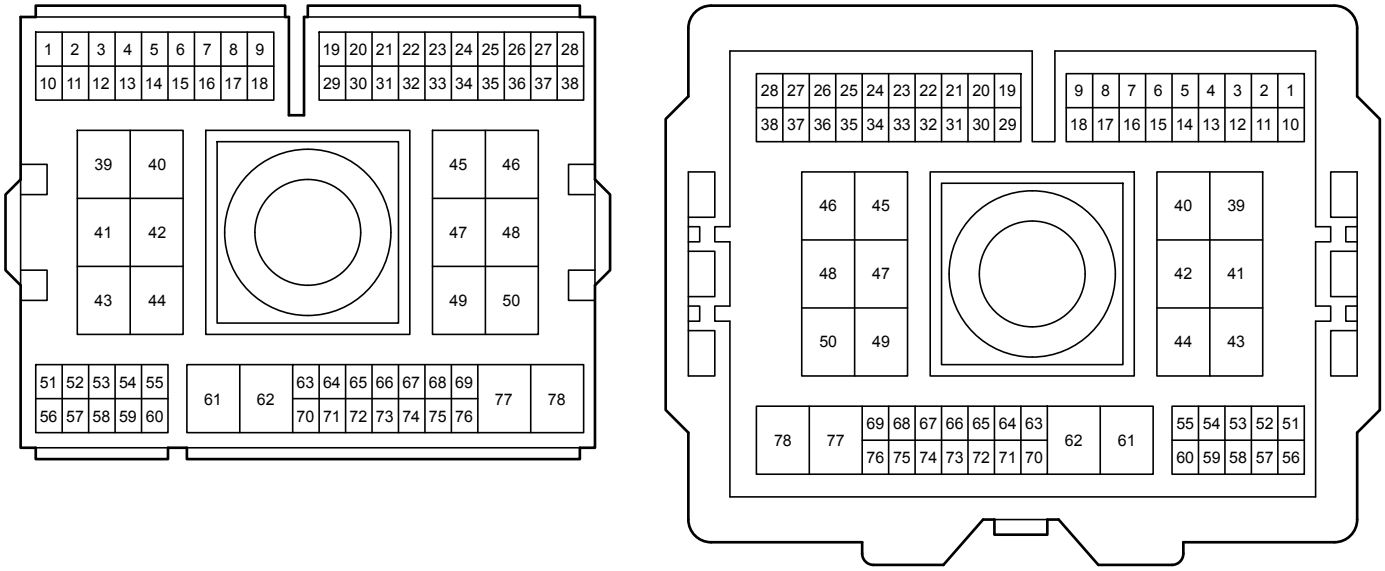

FE1
White

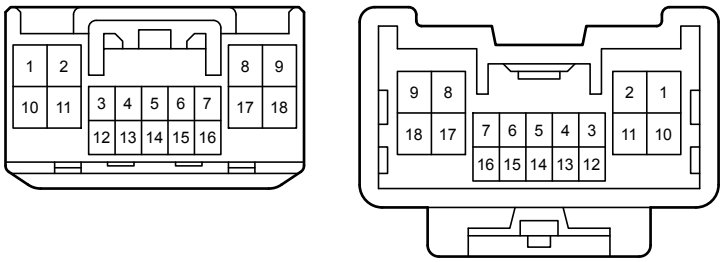

FE4
White

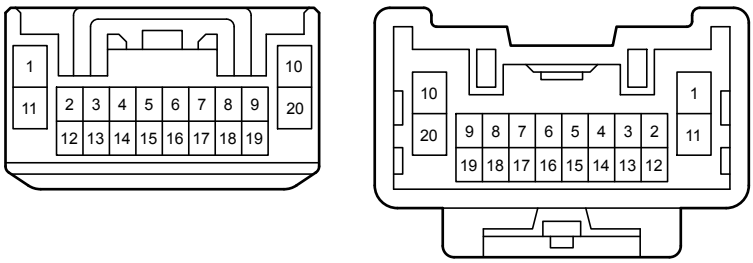

Fg1
Black

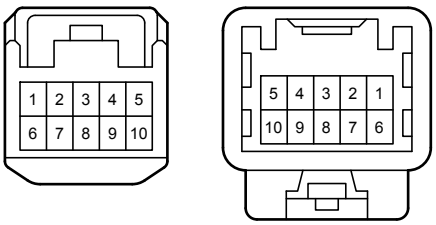

Kc1
White

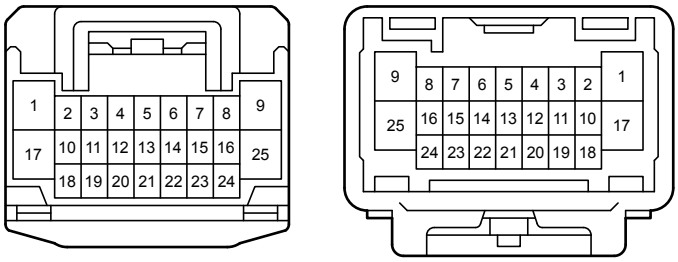

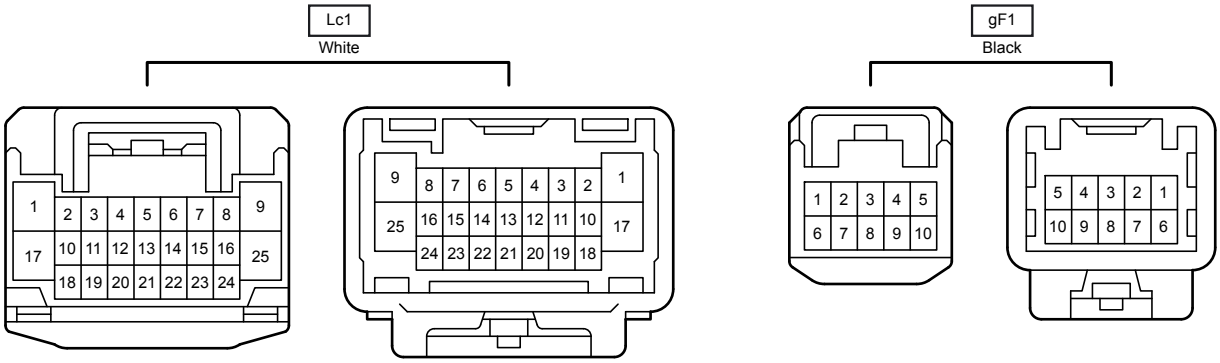
Lc1
White
1
2
3
4
5
6
7
8
9
17
10
11
12
13
14
15
16
25
18
19
20
21
22
23
24
9
8
7
6
5
4
3
2
1
25
16
15
14
13
12
11
10
17
24
23
22
21
20
19
18
gF1
Black
1
2
3
4
5
6
7
8
9
10
5
4
3
2
1
10
9
8
7
6